



ARMSTRONG

Value Parts Catalog

2023-24



**COMMERCIAL REFRIGERATION • COMPRESSORS • MOTORS • COOKING • COMMERCIAL COOKING • HVAC
PROPERTY MANAGEMENT • APPLIANCE • TEST EQUIPMENT • TOOLS • COMPRESSORS**



w.d. armstrong corp.

<http://www.wdarmstrong.com>

HVAC & MAJOR APPLIANCE PARTS CATALOG GROUP

CAPACITORS MADE IN USA

**Parts
Connect**

**A Complete Line of Made in USA
Run Capacitors
Round & Oval
370 VAC & 440 VAC**

- **UL listed & CUL approved**
- **Individually boxed**
 - **Metal Cases**
 - **Metalized film**
 - **Oil Filled**
 - **Non PCB oil**
- **Insulated terminals**
 - **Hertz: 50/60**



**MADE IN USA
WITH GLOBAL MATERIALS**

**More Capacitor
information is
available on
Pages 155-159**

Scan for a
complete
listing



Terms and policies of
w.d. armstrong corporation

PRICING and AVAILABILITY: Prices and availability of products are subject to change WITHOUT notice. Prices shown in this catalog are net wholesale to the dealer and service trade. Possession of this catalog does not constitute the right to purchase from us, nor do we consider ourselves obligated to sell. **w.d. armstrong corporation** will not be responsible for errors, omissions or incorrect information that might have occurred during the production of this catalog, although every effort was made to avoid such errors.

PART NUMBERS: All part numbers and illustrations shown in this catalog are intended solely for identification purposes only. Items offered for sale are not necessarily represented to be manufactured by the company that built the appliance or product.

WARRANTIES: While the manufacturer may warrant the goods sold to the customer, **w.d. armstrong** makes no warranties expressed or implied with such goods.

Please check with your local **w.d. armstrong** distributor for more specific terms and policies.

© 1971-2023 w.d. armstrong corp.

DFSTEAMERHD HEAVY DUTY PORTABLE STEAM CLEANER

Take the work-arounds out of thawing frozen evaporator and ice machine coils. Steam it away with this Heavy Duty Steam Coil Cleaner. This portable time-saver uses high temperature and pressure steam and keeps plastic parts intact.

See Page 50 for other Steamers



TFXJK FUSED MULTI JUMPER WITH SELECTOR SWITCHES

Quickly bypass any low voltage thermostat regardless of terminal style. Comes with everything you need to locate low-voltage shorts and eliminate compressor short cycling.

- 6-Alligator Clips, 6-Magnetic Tips, 6-Jumper Leads, 6-Self Piercing Insulation Tips
- For use on low voltage circuits only (0-30VAC/VDC)
- Four types of interchangeable tips: spade, alligator clamps, magnetic tips & self-piercing
- Innovative selector switches to activate leads/circuits of your choosing at any time
- No batteries required - powered by the low voltage in the A/C unit
- Rugged unit has a rubberized boot, a magnet and fold-out hook for convenient mounting
- Will never short out - contains a resettable popper fuse

TFXCT CONTINUITY TESTER



Audible & visual alarm when connectivity is detected.
Smaller, faster & easier than your volt meter.

- AAA battery (Included)
- Alligator clips
- Audible & visual light indicator
- Magnetic case for hands-free use

TFXEFB EXTENDABLE FILTER BRACE

Designed to keep the filter from being sucked up against the return duct, limiting airflow. Simply insert the extendable filter braces above the filter and slide open to attach to the sides. Keeps filters in place.



- Extends from 16" to 31"
- Magnetic ends hold filter braces in place
- Ends have holes to secure braces with screws



STAINLESS STEEL



CLEANER AND POLISHER

PH neutral formula quickly cleans, shines & protects any stainless steel surface. Product leaves a barrier that resists dust, dirt and smudges. Great for stainless steel refrigerators, black stainless steel, microwaves, ovens, stoves, grills, sinks, range hoods, trash cans, warming drawers, compactors. Just spray and wipe onto surface.

- Removes dirt, dust, fingerprints, residue & grease
- Leaves a brilliant, streak-free shine
- Protective coating resists dust, dirt and grime.

SSPA-1

16 oz.

1953 CLEAN & PROTECT

A revolutionary coil cleaner that includes a protective coating after it dries to improve water beading and make cleaning easier during the next servicing. A no rinse product when used on evaporators. The invisible barrier is micro thin & does not impede heat transfer.



CP53A-1 18 oz aerosol

CP53-1 1 gallon



“HYDRA-SWAGE”

TUBE EXPANDING TOOL KIT

71600-A 7 HEAD KIT

Consists of expander heads 3/8", 1/2", 5/8", 3/4", 7/8", 1", 1 1/8", Hydra-Swage, Small Adapter and Inner-Outer Reamer



71650-A 10 HEAD KIT

Consists of expander heads 3/8", 1/2", 5/8", 3/4", 7/8", 1", 1 1/8", 1 3/8", 1 5/8", 2 1/8", Hydra-Swage, Small Adapter and Inner-Outer Reamer





Easily
REACH More Than
10 Feet!
CONNECTS TO ANY
CORDLESS DRILL!



**THE POWER
TO CLEAN FASTER!**



SP1 SpinAway Rotary Cleaning Kit

SP2 Replacement Brush Head



The **SOOT ERASER** works like an eraser, absorbing smoke residue, soot, fly-ash and dirt. Use it completely dry! No scrubbing, no mess, no solvents, no cleanser. Made from a non-toxic 100% natural Vulcanized rubber,



SE1 SOOT ERASER.



**APPLIANCE
UNDERPANS**

The **APPLIANCE UNDERPAN** alerts homeowners to leaks before water damage occurs.

Appliance Underpan installs under the dishwasher to collect and redirect slow seeping water leaks before causing severe damage to the home!

Fits most "standard" dishwasher enclosures 24" W x 24" D.

Measures:

24" Side to Side

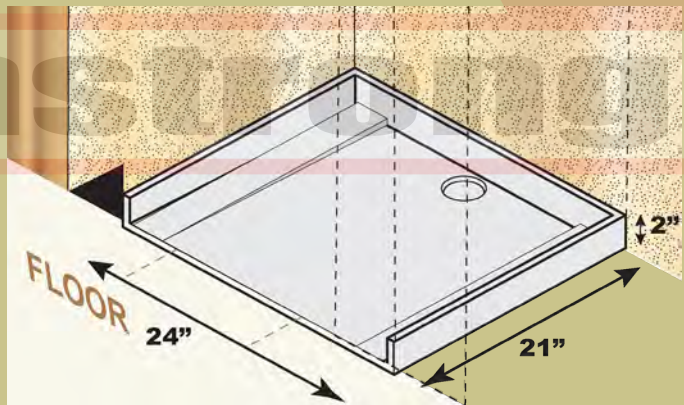
21" Front to Back

2" Walls Side & Back

3/4" Front (runners front to rear)

UPAN1

APPLIANCE UNDERPAN





PROFESSIONAL GRADE
WATERPROOF

SHOE & BOOT COVER

- Durable, waterproof CPE material
- Textured surface for better grip
- Easy to put on and remove
- Elastic opening for secured fit
- Keeps shoes, boots and worksites clean
- One-size-fits-most (up to size 18 boot)

Keep your shoes from contaminating the job site, the heavy-duty Waterproof Shoe Covers will get you through your task. Made with a sturdy Chlorinated Polyethylene Elastomer (CPE) material with a textured surface. Great for indoor and outdoor use.



6884-40

Shoe Covers
 Box/40 Pairs



PROFESSIONAL GRADE

GEN-NEX

HEAVY-DUTY COVERALL

- Microporous non-woven material with Polyethylene coating
- Comfortable cloth-like fiber
- Full zipper front
- Elastic wrist and ankle cuffs
- Meets ANSI F903-10 Chemical Penetration test for Solvent Based Paints


6953 Large

6954 XL



CORDED FOAM
EAR PLUGS

- Pre-shaped foam ear plugs
- Super-soft foam ear plugs conform to the inner ear canal
- 100 Pair/box



6101-B

Box/100 Pairs

armstrong

NUISANCE DUST MASK

- Adjustable metal nosepiece
- Not NIOSH approved
- Quantity: 50 masks per box
- Single strap elastic head band
- Soft metal nose piece



2985



TABLE OF CONTENTS

Test Equipment	3 - 17	
Test Meters, 3 - 11	Smoke & CO Detectors, 13	Leak Detectors, 17
Gas Leak Detectors, 12	Temperature Testers, 14 - 16	
Charging, Recovery, Welding	18 - 40	
Dehydrants, Heat Gels,18	Charging Equipment, 27 - 32	
Refrigerant Sealers, Oils & Lubricants, 19 - 21	Tubing Tools, 33 - 36	
Refrigerant Recovery & Accessories, 22 - 23	Welding & Solder Equipment & Accessories, 37 - 40	
Natural Refrigerants, Tools & Compressors, 24-26		
Fittings & Installation	41 - 47	
Copper, Brass, Black Iron Fittings, & Accessories, 41 - 46	Gas Connectors, 47	
Chemicals	48 - 65	
Household, 48	Deodorizers, 62	
Lubricants & Rust Dissolvers, 48-49	Sprayers, 63	
Coil Cleaners & Chemicals by Brand, 50 - 61	Adhesives & Sealants, 64 - 65	
Service Accessories, Filters, Tools	66 - 90	
Brushes, 66	Service Accessories, Gloves, 78 - 79	Flashlights, Lights & Batteries, 85 - 87
Duct, Foil & Misc. Tapes, 67 - 68	Wire Ties, Screws, 81	Handtrucks & Material Handling, 88 - 90
Hand & Specialty Tools, 69 - 78, 80	Electrical Supplies, Terminals, 82 - 84	
Motors	91 - 165	
ECM Motors & Test Accessories, 91 - 97, 133	Unit Heater Motors, 143	Capacitors, 155 - 159
Combustion Air Blowers, 98 - 116	Belt Drive, Oil Burner, Evap. Cooler, 144-145	Motor Accessories, 160 - 161
Ventilation & Refrigeration Motors, 117-124	Industrial Motors & High HP, 146 - 147	Power Ventilation, 162
3½" - 4.4" Diameter Motors, 125 - 127	Crop Dryer & Farm Duty, 148 - 149	Specialty Motors, 163
5" Diameter Motors, 128 - 131	Pool Pump Motors, 150 - 152	Transflow, Centrifugal Blowers, 164 - 165
5½" Diameter Motors, 132 - 142	AC/DC Axial Fans, 153 - 154	
OEM HVAC Parts	166 - 186	
GE Zoneline, 166 - 167	Amana, 175	Rheem, 180- 182
Coleman, Evcon, York, 168 - 170	Goodman, 176 - 177	Trane, 183 - 186
Inter City Products, 171 - 174	Nordyne, 178 - 179	
HVAC	187 - 312, 318 - 321, 321 - 349	
Fan Blades, Blower Wheels, 187 - 193	Humidifiers, IAQ, Furnace Filters, 218 - 227	Gas Valves, 293 - 300
Industrial Belts, 194	Duct Booster & Smoke, Zone Cont, 228-230	Fuel Oil & Hydronic Heating, 301 - 302
Submersible & Sump Pumps 195	Relays, Transformers, Contactors, 231 - 234	Electric Heating, 303 - 305
Armstrong Pumps & Parts 196 - 197	Circuit Protection, Fuses, Breakers, 235-240	Pellet Stove Parts, 306 - 308
Condensate Removal, 198 - 201	Fan Controls, 241- 246	HVAC & Refrig. Compressors, 318 - 326
Grilles & Registers 202 - 203	Wall Thermostats, 247 - 257	Alco Controls, 329 - 334
RAC, Portables & Dehumidifiers 204	Air Sensing Switches, 258	Sight Glasses, Solenoids, Driers, 335-337
Air Conditioning, 203 - 209	HVAC Accessories Orifices & Orifice Drill Bits, 259 - 262	Piercing Valves, 338
Mini Split, 212 - 213	Pilots, Thermocouples, Flame Sensors & Ignitors, 263 - 264	Head Pressure Controls, Relays, Fan & Voltage Controls, 339 - 345
Cozy Heaters, 214 - 215	Furnace Modules, 272 - 288	Heat Pump, Defrost & RAC Controls, 346 - 349
King Electric, 216		
Infrared Heat, Tube Heaters, 217		
Commercial Refrigeration	313 - 318, 321 - 322, 350 - 377	
Commercial Door Gaskets, 313 - 314	Refrigeration Controls, 353 -358	Scotsman Icemaker, 363 - 365
Outdoor Refrigeration Units, 315	True Refrigeration, 359	Ice Machine Parts & Valves, 366 - 370
Condensing Units, 316-318	Hoshizaki, 360 - 361	Ice Machine Filters, 371 - 372
Refrigeration Parts, 321-322	Manitowoc, 361 - 362	Ice Machines, 373 - 376
General Purpose Timers, 350 - 352		Water Coolers, 377
Commercial Cooking	378 - 391	
Blodgett, 378-379	Vulcan Hart, 383 - 384	Oven Igniters, Ram Controls, 386
Henny Penny, 379 - 380	Knobs/Dials, 384	Oven Thermostats, Gas, Electric, 387 - 389
Southbend, 380 - 381	Gas Safety Valves, Heads & Thermopiles, 385	Limit Controls & Infinites, 390
Frymaaster, 382		Exact Replacement Controls, 391

TEST EQUIPMENT
CHARGING RECOVERY WELDING
FITTINGS INSTALLATION
CHEMICALS
SERVICE ACCESSORIES FILTERS & TOOLS
MOTORS
OEM HVAC
HVAC
COMMERCIAL REFRIGERATION
COMMERCIAL COOKING

TABLE OF CONTENTS

PLUMBING ELECTRICAL	Plumbing & Electrical Products 392 - 443
	Plumbing Products, 392-422
	Water Heaters & Parts, 423-432
	John Guest & Sharkbite Fittings, 433-436 Reverse Osmosis Filters, 437-438
PROPERTY MAINTENANCE	Property Maintenance Products 444 - 455
	Door Locks & Hardware, 444-449 Paints & Caulks, 455 Rangehoods & Bath Fans, 450-454
GENERIC REFRIGERATION	** Generic Refrigeration 456 - 477
	Controls, 456-457
	Motors, 458-461
	Defrost Heaters, 462-463 Defrost Thermostats, 464
GENERIC LAUNDRY	** Dishwasher & Laundry Parts & Accessories 478 - 505
	Compactor Parts, Shakaway, Dishwasher & Washer Installation Dryer Venting, 488-493 Scratch-B-Gone, 478 & Accessories, 480-483 Generic Dryer Parts, 495-497
	Range, Dryer Cords, Extensions Specialty Tools, 484 - 485 Generic Washer Parts, 498-501 & Receptacles, 479 Duct & Chimney Brushes, 486-487 ESD & Greenwald, 502-505
COOKING DOMESTIC	Domestic Cooking 506-528
	Microwave Parts, 506-507
	Range Hood Filters, 508-509
	Bake & Broil Elements, 510-514
OEM ALLIANCE & BROWN	OEM Appliance ALLIANCE & BROWN STOVE 529-536
	Alliance, 530-534
	Brown Stove, 535-536
OEM ELECTROLUX (FRIGIDAIRE)	OEM Appliance ELECTROLUX (Frigidaire) 536-580
	Refrigeration, 536-555
	Dishwasher, 556-558
OEM GENERAL ELECTRIC	OEM Appliance GENERAL ELECTRIC 581 - 625
	Refrigeration, 581-594
	Compactor, Disposer, 595
	Dishwasher, 596-601
OEM HAIER, LG & SAMSUNG	OEM Appliance, LG & SAMSUNG 626 - 644
	LG Refrigerator, 626-630
	LG Dishwasher, 630
	LG Dryer Parts, 631-632
OEM WHIRLPOOL (MAYTAG)	OEM Appliance WHIRLPOOL (Maytag) 645 - 735
	Refrigeration, 645-668
	Ice Machine, 669-670
	Dishwasher 671-681
INDEX & WAREHOUSE LOCATIONS	Index & Warehouse Locations 736 - 768
	Index, 736-761 Warehouse Locations, 762-768

****GENERIC PARTS ARE NOT AVAILABLE AT ALL LOCATIONS**

DM505

1000V Everyday Multimeter

Functions:

- 1000V AC/DC
- 10A AC/DC
- Resistance 40MΩ
- Diode test
- Audible continuity
- Capacitance 9999μF
- Milliamps/Microamps

Features:

- Auto/Manual ranging
- Auto power off
- Min/Max
- 6 ft drop protection
- Test lead holders
- Hold
- 1 ms Fast response Min/Max
- IP42 ingress protection
- High resolution backlit display
- Low battery indicator
- Fused test lead inputs
- Auto selection
- 2-Year limited warranty
- Rubber boot w/ kick stand

Includes:

- Manual
- Batteries (AA) 2
- Alligator clips
- Standard test leads (ATL55) without caps



DM515

1000V True RMS with Temperature

Functions: As above plus

- Temperature range: -49° to 1112°F (-45° to 600°C)

DTH35 • Digital In Duct Pocket Psychrometer

Measures:

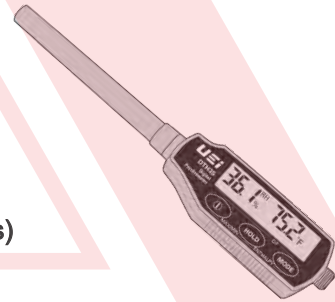
- Temperature • Relative Humidity

Calculates:

- Wet Bulb • Dew Point • Enthalpy • Min / Max • Data Hold

Features:

- Large-digit back-lit display
- Designed for in-duct measurement (4" x 3/8" probe dimensions)
- Magnetic mount for hands-free use
- Probe cover functions as an extension for hard to reach areas



TACH2 • CONTACT / NON-CONTACT TACHOMETER

Measures rotational speed using either contact or non-contact methods.

Measurements of RPM's up to 99,999 are possible, with resolution automatically changing throughout the range. It will also measure surface velocity using the included contact wheel.

Features:

- Data hold
- Auto power off after 20 minutes inactivity
- Low battery indicator
- Selectable velocity units for contact
- Removable Head
- Non-contact IR RPM Measurement
- Contact Tip RPM Measurement
- Contact Wheel RPM Measurement





AIR QUALITY METER

Product Functions:

- Four in One; CO, CO₂, Temp & RH
- Min/Max Function (TWA/STEL for CO₂ Only)
- 99 Points Manual Recording
- 8,000 Points Auto Recording
- User settable CO Alarm • CE Listed
- Record and download to PC for analysis
- Hold Function Freezes Current Readings

AQM4


Product Includes:

- AQM4
- AC Adapter
- PC Interface software
- USB cable
- Batteries (4) AA
- Calibration reference salts for RH%
- Owners Manual
- Hard carrying case



CO71A • CARBON MONOXIDE DETECTIVE

- Displays CO from 0 to 999 ppm
- Tri-color LED indicates concentrations at 3 levels complying with residential & work place standards • Auto Zero activates upon turn on • Backlit display
- MAXCAPTURE continually updates to provide the highest CO reading
- Audible Alert triggers above 35 ppm indicating threshold of dangerous CO concentration
- Three year limited warranty



EM201SPKIT STATIC PRESSURE KIT

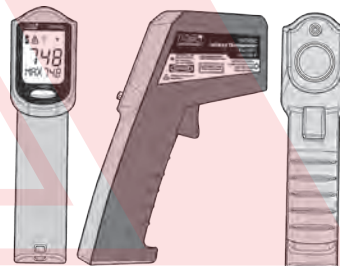
Simple, alternative to U-tube pressure measurements. Use to measure gas supply and draft pressures.

Kit includes:

- Electronic Dual Input Manometer EM201B
- Fitting Connectors (2) BF100
- Magnetic Static Pressure Tips (2) ASP1
- Soft Carrying Case AC319
- 9V Battery (1)
- Manual

Circular Laser 12:1 Infrared thermometer INF165C

- -76 to 1022 F (-60 ° to 550 °C)
- 12:1 Distance to spot ratio
- Fixed emissivity (0.95)
- Circular laser targeting
- 1-Year limited warranty
- Max value capture
- Auto power off
- 2 (AAA) Batteries
- Carrying case
- Manual



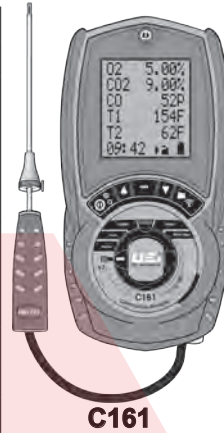
RLD15B • AGENT 1: REFRIGERANT DETECTOR

- Detects Industry Standard Refrigerants Including but not limited to:
HFC: R-134a, R-410A, R-404A, R-407C & R-507, CFC: R-12, HCFC: R-22
Hydrocarbon Blends: HC-12a, OZ-12a
- Sensors filters 5 (RLDTF)
- Hard carrying case
- Long Life Heated Sensor Technology
- Digital Numeric Leak Size Indicator
- Whisper Action Pump
- Automatic Calibration & Ambient Level Reset
- 3 Year Limited Warranty (Sensor Included)
- Batteries 4 (AA)
- Leak test vial (RLDLS)
- Manual
- 3 Sensitivity Levels
- Visual LED Leak Alarm
- Splash Resistant



Flue Gas Combustion Analyzers

Features/Includes	C161	C163
CO sensor (NOX Filtered)	√	√
CO2 Measured EOS sensor	√	√
O2 calculated	√	√
Heat Exchange Test	√	√
Purge Pump for CO Sensor		√
Wireless to Printer App		√
Differential Pressure		√
Differential Temperature	√	√
Flue probe (CP2)	√	√
3 Rechargeable batteries (AA)	√	√
USB Charging cable (WIR00067)	√	√
Quick Start Guide (201991)	√	√
Particle Filter (17631)		√
2 K-type probes (ATT29)		√
Carrying case (AC509)		√
Tubing with connector (11000)		√
IRP-2 Printer (IRP-2)	Optional	Optional
Spare Paper Roll (16646)	Optional	Optional



C161



C163

Features:

- Large 6-line backlit display
- Low Flow Detection to protect reading accuracy
- High altitude compensation
- Protective water trap

Specifications:

Temperatures: (Flue & Inlet) 32° to 1112 F (0° to 600 °)

Flue Gas Measurement:

CO: 0 to 2000 ppm CO2: 0 to 20% Nitric Oxide: 0 to 600 ppm

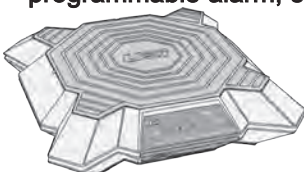
Pressure Differential: ±80 mBar

Preprogrammed Fuels:

Pellets, Light Oil, LPG, Butane, Propane, Natural Gas, Bio Oil, Heavy Oil

Smart Wireless Refrigerant Scale

- 110lb. capacity
- Durable and lightweight compact frame.
- Readings are displayed on your smart device with a free App providing programmable alarm, selectable units, logging. iOS® & Android™



WRS110

WIRELESS AIRFLOW/ HUMIDITY/ TEMPERATURE METER

Provides airflow, temperature, humidity, dew point, wet bulb, dry bulb and volumetric flow readings. Digital psychrometer connects to a Free App iOS® & Android™ or using the LINK wireless feature on a compatible Combustion Analyzer.

DTHA2



DL469 - AC 400A True RMS Clamp Meter

- True RMS
- Resistance 40MΩ
- Non-contact voltage detection
- 4000 Count display
- Worklight
- Low battery indicator
- Auto calibration
- Test leads, w/alligator clips
- 400A AC
- DC microamps 2000μA
- Manual
- Data Hold
- Audible voltage indicator
- Over molded grip
- Battery compartment latches
- Batteries 2 (AAA)
- 750V AC/600V DC
- Diode test
- Audible Continuity
- Manual ranging option
- Auto power off
- Test lead storage
- 2-Year Ltd. warranty
- Zippered pouch



DL479 - AC 600A True RMS HVAC/R Clamp Meter

As above except:

- 600A AC
- 6000 Count display
- Magnetic Mount
- Capacitance 2000μF
- 750V AC/600V DC
- MIN/MAX
- Temperature 14 to 752 F (-10 to 400 °C)
- Thermocouple temperature probe
- Resistance 60MΩ
- Backlight



DL489 - True RMS HVAC/R Clamp Meter w/μA & Dual T

As above except:

- 600A AC/DC
- AC/DC microAmps 2000μA
- Dual temperature -328° to 2462°F
- Duty cycle
- K-type thermocouples 2
- 750V AC/1000V DC
- Backlight
- Detachable clamp head
- Frequency 99.99kHz
- Diode test
- NCV
- LRA inrush
- Batteries 6 (AAA)



Sliding Jaw Clamp Meter & Voltage Tester

Can fit into tighter work spaces than normal clamp meters

DL200 - CATIII

DL220 - CATIV w/ LRA Inrush

- Auto Ranging
- 2000Ω
- Auto Off
- Backlight
- (2) AAA Batteries
- 600V AC/DC
- Continuity
- Display Count: 2000
- Test Leads
- 2 Year Warranty
- 200A AC
- Auto Hold
- Low Battery Warning
- Pouch
- Manual



ERT100 Electrical Receptacle Tester

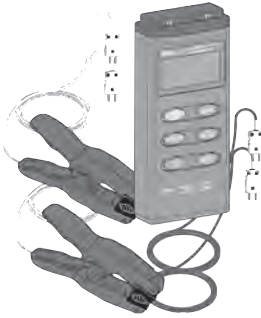
- Test and display wiring conditions of 110V AC outlets
- Rubber over molding for better grip • cULus listed



ERT200 Electrical Receptacle Tester w/ GFCI

- Designed for GFI outlet with ground fault button (6 to 7mA)
- Test and display wiring conditions of 110V AC outlets
- Rubber over molding for better grip • cULus listed





DUAL PROBE DIGITAL THERMOMETER KIT

- Includes:
- (1) **MA-DMT123** Dual Probe Digital Thermometer
 - (2) **MA-DMTK** K-Type Probes
 - (2) **MA-12355A** Clamp-On Thermistor w/ K-Type Probe & 72" Leads
 - (1) Carrying Case w/ Fitted Foam for Each Device

MA-DMT123KIT


ENVIRONMENTAL KIT

- Includes:
- (1) **MA-AN84A** Mini Anemometer
 - (1) **MA-12838A** Mini Dual Differential Manometer
 - (1) **MA-16531B** Digital Psychrometer w/ Wet Bulb & Dew Point
 - (1) Carrying Case w/ Fitted Foam for Each Device



MA-010669

**LCD MOISTURE INDICATOR
For Wood, Drywall or Concrete**



- Features:
- Measures Environment Temperature
 - Measuring Range: Building Material 0.2 - 2.0%
Wood 6 - 44%, Temperature 32 - 104°F (0 - 40°C)
 - Protective Cover • 4 x AAA Battery • Replaceable Test Probe Pins

MA-MMD3EA

COMBUSTIBLE GAS DETECTOR

Detects: Gasoline, Fuel Oil, Propane, Natural Gas

- Includes:
- Microprocessor Control with advanced digital signal processing
 - Multi color visual display • High-Low leak sensitivity selector
 - Semiconductor gas sensor • Low battery indication
 - 15.5" (40 cm) Flexible stainless steel probe
 - Small Jar of Leak Check • Hard Carrying Case
 - Manual • (4) AA Batteries



MA-CGD383



DIGITAL CAPACITOR TESTER

- Features:
- 3½" LCD Display
 - 9V Battery Included
 - Low Battery Indicator
 - Fuse Protected

MA-12815A

Range	Resolution	Accuracy	Test Freq.
200pF	0.1 pF	±0.5% rdg	820Hz
2000pF	1 pF	±0.5% rdg	820Hz
20nF	10 pF	±0.5% rdg	820Hz
200nF	100 pF	±0.5% rdg	820Hz
2µF1	1 nF	±0.5% rdg	82Hz
20µF	10 nF	±0.5% rdg	8.2Hz
200µF	100 nF	±0.5% rdg	8.2Hz
2000µF	1 µF	±2.0% rdg	8.2Hz

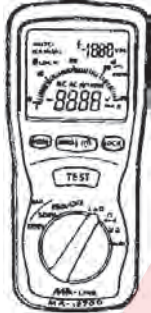
DIGITAL MULTI-METER WITH TEMPERATURE

- Features:**
- Large display
 - Size: 7¾" L x 3½" W
 - Auto-off
 - Backlight
 - With case

Function	Maximum Input
VDC or VAC	1000V DC, 700V AC
mA DC/AC	200mA DC/AC
A DC/AC	20A DC/AC (30 seconds max every 15 min.)
Frequency,	250V DC/AC
Resistance, Capacitance, Diode, Continuity	
Temperature	-58° to 2498°F -50 to 1370°C

MA-12817B

Mechanical doors that open and close when turning knob to prevent wrong hook-up.



AUTO RANGING MEGOHMMETER INSULATION TESTER

- Auto range for MegOhm
- Test hold function
- 6 - AA size battery
- **Ranges:**
- AC Volts: 0.1mV-600V
- DC Volts: 0.1mV-600V
- Ohms: 400Ω - 4000Ω
- Insulation resistance: 4/40/400/4000MΩ
- Operating temp: 32° to 104°F (0° to 40°C)
- Large dual display with backlight
- Low battery indication
- Test Voltage: 250/500/1000V
- Continuity test: active sound level <40Ω
- Over range indication ("OL" on LCD panel)

MA-12700A

ANALOG MULTI-METER

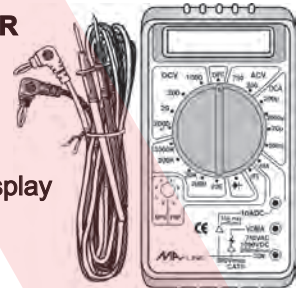
- DC volts to 1000V
- AC volts to 100V
- DC current to 10A
- Resistance to 10k
- Size: 3¾" x 5½"
- Includes test leads
- Diode check and more



MA-12816A

MINI DIGITAL MULTI-METER

- Compact design
- Manual ranging
- Tests continuity
- 3 - 1/2" digit 2000 count display
- 1 Year Limited Warranty
- Size: 5½" x 3¼"



MA-DM1



Replacement Test Leads
MA-DMTL

TRUE RMS DIGITAL MULTI-METER

- CATIII 600V – CATII 1000V
- Data Hold • Back Light
- DC Voltage: 1000V
- DC Current: 10A
- Resistance – 6MΩ
- Frequency – 9.999MHz
- Temp: -4F to 1032F (-20C to 1000C)
- Includes: (2) AAA Batteries
- 6000 Counts
- Auto Power Off
- AC Voltage: 750V
- AC Current: 10A
- Capacitance – 9.999Mf
- Duty Cycle • Continuity
- Diode Test

MA-1028





TRUE RMS CLAMP-ON METER

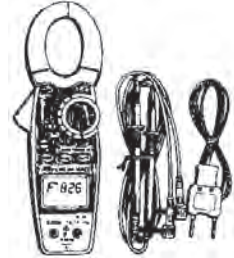
- CATIV 600V – CATIII 1000V
- True-RMS Reading
- Auto Power Off
- DC Current: 1200A
- Capacitance: 9.999Mf
- Continuity
- Temp: -4F to 7232F (-20C to 4000C)
- 6000 Counts
- Back Light
- DC Voltage: 1000V
- AC Current: 1200A
- Freq: 9.999MHZ
- Diode Test
- Auto/Manual Reading
- Low Battery Alert
- AC Voltage: 750V
- Resistance: 60MΩ
- Duty Cycle
- (1) 9 V Battery

MA-TRMS600

AUTO RANGING, 1000 AMP AC, LOW TEMPERATURE CLAMP-ON

- **Ranges:**
- AC Amps: 40, 400, 1000
- AC Volts: 400 mV, 4 V, 40 V, 400 V, 600V
- DC Volts: 400 mV, 4 V, 40 V, 400 V, 600V
- Ohms: 400Ω, 4kΩ, 40kΩ, 400kΩ, 4MΩ, 40MΩ
- Capacitance: 40nF, 400nF, 4μF, 40μF, 100μF
- Frequency: 5, 50, 500, 5k, 50k, 500k, 5M, 100MHZ
- Temperature: -58° to 400°F, 400° to 1832°F, -50° to 400°C, 400 to 1000°C

MA-12822B



ECONOMY AUTO-RANGING CLAMP-ON METER

- Reads Volts, Amps, OHMS, & Temperature
- Data Hold
- Resistance
- Carrying Case
- Continuity Buzzer
- Includes All Probes
- Batteries
- CAT II



- | <u>Part No.</u> | <u>Description</u> |
|------------------|---------------------------|
| MA-600CFA | Digital Clamp On |
| MA-DMTL1 | Protective Boot Test Lead |
| MA-DMTK | K-type Probe |

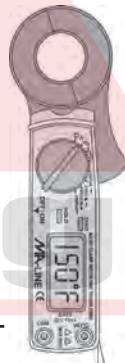
<u>Function</u>	<u>Range</u>
DC Voltage	200mV, 2V, 20V, 200V, 600V
AC Voltage	2V, 20V, 200V, 600V
AC Current	2A, 20A, 200A, 600A
Resistance	200Ω, 2kΩ, 20kΩ, 200kΩ, 2MΩ, 20MΩ
Temperature	-38°F to 1750°F (-38°C to 950°C)

DELUXE AC CURRENT & DC VOLTAGE DIGITAL CLAMP-ON METER W/ TEMPERATURE

- Temp/continuity measurements
- 3½" digit LCD display
- 1¼" diameter jaw
- Fuse protected
- AC/DC Voltage
- Data hold function
- On/Off switch
- Case and battery included
- Size 8" L x 1¼" W
- F/C selectable
- Hand Strap

MA-12813

<u>Measurement</u>	<u>Range/Resolution</u>	<u>Specifications</u>
AC Voltage	600V /1V	Input Impedance: 10Ω
AC Current	200A /100mA, 600A/1A	True RMS sense
DC Voltage	600V/1V	Input Impedance: 10MΩ
DC Current	200A/100mA, 600A/1A	
Temperature	-4°F to 2498°F, -20°C - 1370°C K type Thermocouple	
Resistance	2000Ω/1Ω	



TRUE RMS MINI DIGITAL CLAMP-ON W/TEMP & CAPACITANCE

<u>FUNCTIONS:</u>	<u>RANGE:</u>	<u>FEATURES:</u>
DC Voltage	4.000V/40.00V/400.0V/600V	• Manual Ranging • True RMS • Data Hold
AC Voltage	4.000V/40.00V/400.0V/600V	• Backlight • Low Battery Indicator • Continuity
AC Current	4.000A/40.00A/600.0A	• Diode • Inrush Current • NCV • Case • (2) AAA
Resistance	4.000kΩ/40.00kΩ/400.0kΩ/4.000MΩ/40.00MΩ	
Capacitance	4.000nF/40.00nF/400.0nF/4.000μF/40.00μF/400.0μF /4.000Mf	
Temperature	-4°F to 1832°F (-20°C to 1000°C)	

MA-3268R





TPI TEST EQUIPMENT



Troubleshooting

Test Lead Kit

Fits All Major Brands of Meters

A080 Silicone Test Lead Set

A150 Screw-On Alligator Clips

A057 Modular Back Probes

A052 Modular Banana adapters

TLK3



SMART VIBRATION METER

Vibration analysis at the touch of a button. Analyzes and interprets readings; incredible performance at an unbelievably low price. Overall machine and bearing conditions: vibration values are displayed with color coded alarm levels for ISO values and Bearing Damage (BDU).

- ISO Built-in Alarms
- Easily identify bearing problems with BDU Reading
- Easily identify problems with built-in band filters:
 - 1X (unbalance)
 - 2X (misalignment)
 - 3X (looseness)
- 800 line FFT (spectrum)
- Ruggedized IP67 case
- Full Color OLED Display
- 3 Year Limited Warranty
- Built-in accelerometer with stinger. Optional long stinger & magnetic mount available **9070**




SMART DIGITAL MULTIMETER CE



- Automatically switches between ACV, DCV and ohms
 - Single button operation
 - 10 M Ω internal impedance
 - 4,000 count display
 - Includes boot, test leads, and instruction manual
 - 3 Year Limited Warranty
 - 0 to 600 volts AC & DC
 - Auto power off
 - Up to 40M Ω resistance
- 100**

REFRIGERANT LEAK DETECTORS

Automatically detect all existing refrigerants and blends. Fully adjustable tic rate eliminates background concentration to pinpoint every leak faster and easier. Single hand operation with built-in jack for optional earphone attachment. 3 yr. limited warranty.



Part No.	Leak Rate	Tic Adjust	Pump	Optional Accessories:
750a	0.3 oz/yr.	Manual		A710 Earphone
753a	0.2 oz/yr.	PB LED	Internal	A712 750a Sensor
				A721 753 & 755 Sensor

COMBUSTIBLE GAS LEAK DETECTORS



719

720B

- Easy to operate with one hand while it automatically detects combustible gases - no switching between gases. Sensitive to Natural Gas, Propane, Butane as well as many other combustible gases.
- Use in contaminated environments: Eliminates background gas concentration with fully adjustable tic rate.
 - Soft pouch included
- Instant response
- Visual & audible leak indication
- 16" gooseneck

Part No.	Sensitivity
719	30 ppm
720B	10 ppm

Connects to a smart phone & uses the TPI Smart Probe App



Sub-Mini K-Type Thermometer

- Auto Field Calibrate > 10 sec. +/-1°F accuracy 30 to 120°F range
- Measure temp. & calculate T1-T2
- Heavy-duty magnet on back
- Record minimum, max. & average
- Display readings in °F or °C

SP341

Clamp Type Temperature Probe

- Temperature Range: -40 to +185 °F (-40 to +85 °C)
- Clamp Range: 1/4" to 1 1/2" (6mm to 38mm)

SP323

Use SP623 with SP670 to perform Superheat and Subcooling measurements



Thermal Anemometer

- Measure air velocity & temperature simultaneously
- Record minimum, max. & average
- Multiple measuring units: m/s, km/h, ft/min, knots, mile/hr
- Air Vel.: 40-3900 fpm; 0.2-20 m/s
- Temperature: -5°F to 175°F (-20°C to 80°C)

SP565

High Pressure Probe

- Pressure Range: -14.7 psi to 870 psi (-1 bar to 60 bar)
- Connection Type: 7/16"-20 UNF / 1/4" SAE angled for tight connections
- Over pressure protected to 1000 psi
- Adjustable/Replaceable Schrader valve depressor for use on worn valves

SP670



Wireless Air Velocity Vane Probe

- Measure air velocity & temperature simultaneously
- Record minimum, max. & average
- Multiple measuring units: m/s, km/h, ft/min, knots, mile/hr
- Calculates and displays CFM

SP555

Dual Input Manometer

- 0.01 in H2O resolution
- High accuracy +/-0.02 in H2O <1" H2O; 1.5% above 1" H2O
- Temperature compensated
- trim mode for fluctuating readings
- Seven units of measure in H2O, PSI, inHg, mbar, kPa, mmHg, & mmH2O.

SP620



Carbon Monoxide Meter

- Measure 0 to 999ppm CO
- Tests CO Levels In Ambient Air
- Check For Proper Installation of Ventless Gas Fire-places, Furnaces, & Other Combustion Devices
- Low Battery Indicator. (Red LED Flashing on.)

SP700



NDIR CO2 Meter

- Check ambient CO2 levels in work and living spaces
 - Monitor results of air control systems
- Range:
• 300 to 5000ppm

SP1000



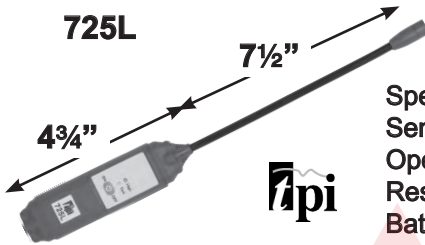
Humidity / Temperature Probe

- Humidity Range: 0 to 100% RH
- -4 to +140 °F (-20 to +60 °C)
- Probe rotates for storage / use.
- Depth adjustable probe magnet for attachment to ducts

SP597



OTHER GAS LEAK DETECTORS



Detects Combustible Gases Including

Methane, Butane, Propane, Gasoline, Diesel, Kerosene

Specifications:

Sensitivity > 40ppm Methane
 Operating Temp 32° to 104°F or 0° to 40°C
 Response Time Instantaneous
 Battery 1.5 volt, AAA Alkaline (2 each)
 Battery Life 3 hours continuous use

TEK-Mate. Laboratory Accurate. Toolbox Tough™



REFRIGERANT GAS LEAK DETECTORS

A moderately priced, hand-held leak detector with proven D-TEK™ heated diode sensor technology. Sensitive to all CFCs, HFCs and HCFCs. Automatically adjusts for different refrigerants. Automatically compensates for changing background contamination, even under damp conditions. Uses a variable-intensity audible alarm to help pinpoint leaks. Uses 2 D-size batteries.

705-202G1

“RAPTOR” ELECTRONIC UV LEAK DETECTOR

Leak Detector with UV Blue Light offers state-of-the-art features and micro-processing technology while the design sensor delivers an accurate and instantaneous response. An ultra bright UV light is built into the end of the probe allowing for both electronic & UV leak detection of even the toughest leaks. Packaged in a blow molded case with UV glasses, 2 “C” batteries and sensor tip.

- Ultra bright UV/Blue LED light 0.1 oz/year
- UV Enhancing Safety Glasses • Includes a Hard Plastic Carrying Case
- Tri-colored Visual Leak Level Indicator • Detects all refrigerants (CFC’s, HCFC’s, HFC’s)
- Mute Function • Meets & exceeds SAE J1627
- 16” Flexible Probe
- 6 Levels of Sensitivity
- Detects Leaks as Small as



56200



CO METER

Function	Range
CO	0 - 1000 ppm
Temp °F	-4 - 122°F
Temp °C	-20 - 50°C
Battery Size	6 AAA

Adjustable Alarm
DATA Hold
LED Backlight
Auto Power Off
Instruction Sheet
Nylon Bag

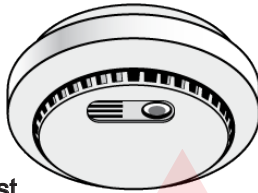
MA-CO801

SMOKE & CO DETECTORS - SAFETY PAGE

TEST
EQUIPMENT

9 VOLT SMOKE DETECTOR

- 9 volt battery
- For all rooms
- Power Indicator
- Easy to install
- Battery Included
- Alarm & Power test
- Ionization Sensor
- Low battery chirp
- Great for RV's



FG250B
(83RN, SA308)

COMBINATION CO & SMOKE ALARM W/ VOICE & 11 PROGRAMMABLE LOCATIONS

Features:

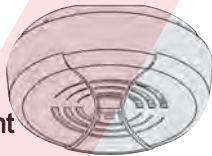
- Photoelectric smoke and carbon monoxide combination alarm
- Voice warning with location
- Battery operated - 2 AA
- Electrochemical CO sensor



PRC700VB

9 VOLT CO DETECTOR

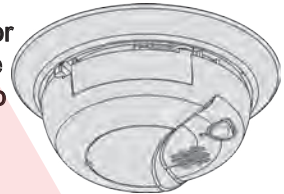
- 9 volt battery
- Battery Included
- Tamper Pin locks alarm cover to prevent removal of battery
- Perfect for apartment, dormitory or hotel applications
- Electrochemical CO



CO250B

120V AC/DC SMOKE/CO COMBO ALARM

- Ionization Sensor
- Electrochemical CO Sensor
- 120V AC; Interconnectable
- 9V Alkaline Battery Backup
- Includes 9V Battery
- Latching Alarm Indicator
- Single Button Test/Silence
- Perfect Mount System
- 7 year limited warranty



SC9120B

10-YR SEALED BATTERY, SMOKE ALARM W/ PHOTOELECTRIC SENSING




- Sealed-In Lithium Battery
- Self Activation
- Smart Hush™
- Photoelectric Sensor
- Alarm Memory
- End of Life Warning
- Test/Hush Button
- End of Life Hush®

Part No. Model Application/Feature

21010064	P3010L	Living Area
21010067	P3010B	Bedroom with Voice Alarm
21010069	P3010H	Hallway with Safety Light

FD1 Flood Detector with Audible Alarm

A solid state device designed to detect the presence of condensate water overflow. Upon sensing moisture, the audible alarm will sound, and will turn the system off to help prevent damage to carpets, walls, woodwork, ceilings and other property. The area to be monitored can be enlarged by connecting one or more FD1 Flood Detectors in series.



Parts
Connect

FD1

AC Wire-In CO Alarm w/ Battery Back-Up Interconnectable

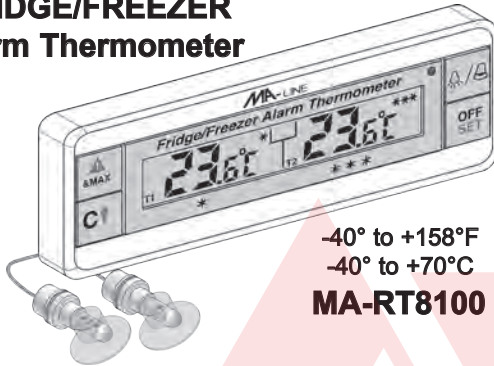


- 9V battery backup
- Interconnects w/ up to 24 Kidde devices including smoke alarms
- Sealed Cover
- Snap-on Harness

21006406
900-0120

THERMOMETERS

FRIDGE/FREEZER Alarm Thermometer

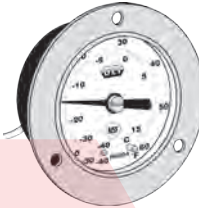


-40° to +158°F
-40° to +70°C
MA-RT8100

REMOTE READING VAPOR TENSION THERMOMETER

RF60A

Flange Mount



- Stainless Steel casings
- 48" tin plated capillary
- Dual scale -40° to +60°F
-40° to +15°C
- ±1 division accuracy, 2° div.
- Re-calibratable pointer
- NSF listed

MAX Digital Pocket Test Thermometer

Has a Jumbo LCD, 12" reach with pocket sheath and can be used to test dishwasher final rinse cycles. The sensor is located at the end of the reduced tip, providing a quick response time of less than 6 seconds. Has a large pocket clip with anti-microbial additive.

- Temperature Range: -40° to 450°F (-40° to 232°C)
- Waterproof Rating: IPX7 Rating Dishwasher-Safe
- Features: HOLD, MIN / MAX, Low Battery Indicator
- Housing Material: Anti-microbial Protective Sheath & Pocket Clip



DPP800W

PartsConnect® MECHANICAL 1" DIAL POCKET THERMOMETERS

Part No.	Range
T160	-40 - 160°F
T220	0 - 220°F
T550	+50 - 550°F



5" Stem • Pocket Sheath & Clip
Re-calibratable • Magnifying Lens

POCKET DIGITAL THERMOMETERS

- Auto Field Calibration to ±2°F accuracy in less than 10 sec. in an ice water bath
- Auto Off
- -58°F to 300°F (-50°C to 150°C)



306C

- Easy-to-read LCD
- Data hold
- Penetration tip


- Waterproof
- Tapered stem
- 3.1 mm diameter stem



315C

REFRIGERATOR THERMOMETER

-20° TO
80°F



- Bold numerals for easy reading
- Hangs or stands
- Stainless Steel construction
- ±1 division accuracy
- Three Year Limited Warranty

RFT2A

PEN SHAPED INFRARED THERMOMETER

- Circle Laser
- F/C Switchable
- -27°F ~ 932°F (-33°C ~ 500°C)
- Pocket Size 150 x 25 x 27 mm
- 9:1 Distance to Spot Ratio
- MAX/MIN/DIF/AVG Record
- LCD Backlight
- (1) AA Battery



MA-IR9PEN

TEMPERATURE & HUMIDITY TESTERS

SL SERIES MINI DATA LOGGERS

- Windows™ 98SE, ME, 2000, XP & above compatible software (included).
Not compatible w/ 95 or NT
- PC, delayed start or PB recording control
- Temp. & Humidity alarm with visual indication on demand. (SL300T Temperature Only)
- User selectable stop on memory full or memory rollover for continuous recording
- Real time monitoring
 - View graph & text simultaneously
- Can calibrate through software
 - Displays temperature in °F or °C
- USB Interface standard (Cable Included) • 3.0 V (CR2032) Lithium battery (included)
- Sample Point Capacity: 43,344 for Temperature only.
21,672 for Humidity and Dew Point (SL300TH)
- Temperature Range: SL300T -40°F to 185°F (-40°C to 85°C)
SL300TH -40°F to 160°F (-40°C to 70°C)
- Relative Humidity Range: 0% to 99% RH, non condensing (SL300TH)
- Relative Humidity Accuracy: +/-2% RH from 10% to 90% RH (SL300TH)




SL300T Measures Temperature Only

SL300TH Measures Temperature, Humidity and Dew Point simultaneously

LOGIT Series DATA LOGGERS

Inexpensive, Reusable, Pocket Sized Recorders

- Set Loggers using PC or a Data Plotter
- Simple to set up sample rates & simple to download!
- Transfer data to PC for graphs and filing
- Read and file charts and graphs on PC
- Locking feature prevents accidental shut off
- View data on Data Plotter's digital display
- Simple to install Software



LT2

Temperature, One Internal & External

DATA VIEW DATA LOGGER

Temperature + Humidity Logger with Display

DVTH



- Text Display: Real time temperature, humidity and dew point. Logging summary, sample rate, memory used and memory left
- Graph Display: shows measurement trends graphically, with scrolling feature.
- Visual over and under alarm indicators for temperature and humidity
- USB connection (cable included)
- Compatible with Windows™ 98SE, ME, 2000, XP and above

INFRARED THERMOMETERS 12 to 1 Distance to Spot Ratio

- Built-in laser pointer
- Back-lit LCD display
- Automatic shut off after 7 seconds
- C/F selectable button
- Data hold and auto power off
- 9V Battery

Part No.

MA-16506

Dual Laser

Temp Range °F

-58°F to 1202°F

MA-16550

Min/Max/Dif/Avg.

-58°F to 1022°F



MA-16506

MA-16550

TEMPERATURE & HUMIDITY TESTERS

BIG DIGIT HYGRO THERMOMETER

- Dual display for Humidity and Temperature
- Maximum and Minimum Reading Memory
- °C / °F Selectable
- Fast Reading Update
- Large & Clear Display
- Pen Shape Design



MA-RT819

DC710C1 FLUE GAS ANALYZER KIT

Operate remotely via Bluetooth using your Smartphone or tablet and the free TPI app. No need for long probe hoses.

- Measure CO, and Temperature Differential
- Calculate CO2, CO Air Free, Excess Air, and Combustion Efficiency
- Oxygen (O2): 0~25%; +/-0.3% accuracy
- Carbon Monoxide (CO): 0~10,000ppm; +/- 5ppm or 5% of reading
- Temperature Range -50°C to 1000°C (-58°F to 1832°F)
- DC710, A770 flue probe, A817 charger, GK11M temperature probe & A787 carrying case

DC710C1

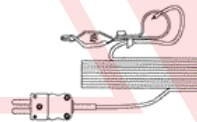
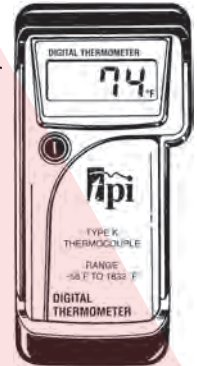


DIGITAL OVEN THERMOMETER

- **Compact size.** Fits easily in a pocket.
- -58° to 1832°F (-50° to 1350°C) Temperature Range
- Uses standard K-Type thermocouple probe with oven clip
- Measures temperature in ovens, grills, fryers and many high temperature applications
- Complete with oven probe, carrying pouch, battery and instructions

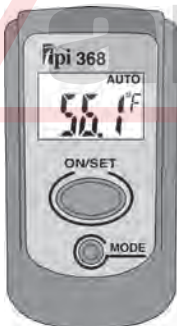
340/C1 Includes GK11M Fiberglass Probe

- GK11M** Replacement Probe
- GK12M** Repl. Probe w/ Clamp
- GK13M** Replacement Teflon Probe



CLOSE-FOCUS, POCKET-SIZE INFRARED THERMOMETER

- **Close Focus:** 1/8" - 1.5" Spot Size 0.35" (Held 0.5" - 2" from surface)
- **Selectable F/C temperature range:** -7° to 248°F or -22° to 120°C
- **Compact** - Easily fits in pocket. 1.5" W x 2.75" H
- **Auto Data Hold:** Temperature will be displayed in less than 2 sec. and held on the display for 10 sec.
- **Min/Max** displays the min. or max. temp. of 8 samplings in 0.5 sec.
- **AUTO** sets the scan mode to continuously scan surface temperatures in real time.



368

LEAK DETECTORS

TRACE² LEAK DETECTOR



Trace2 is a red dye, stain type leak detector for refrigeration and hydraulic systems. It is a concentrated penetrant dye in a polyol ester base that is completely compatible with all refrigerants and lubricants, old and new. Add 1/8 oz. for each pound of refrigerant in system.



<u>Part No.</u>	<u>Size</u>
HS20004	4 oz.
HS20016	16 oz.
HS21002	Pre-charged Injector with Charging Hose
HS21022	2 Pre-charged Injectors no Hose

HS21002
Quick
Service Kit

GAS LEAK DETECTOR

A high viscosity liquid that forms bubbles when daubed on a gas leak. Non-corrosive, non-staining and harmless to skin. Detects any type of leak such as air, compressed air, CO₂, nitrogen, natural gas and refrigerant gases.

<u>Part No.</u>	<u>Size</u>
4180-53	6 oz. Bottle w/dauber



CAL-BLUE® GAS LEAK DETECTOR

Cal-Blue is a complete gas leak detector. It's high viscosity formula enables it to remain in contact with the applied surface for an extended period of time. It is also non-corrosive.



<u>Part No.</u>	<u>Size</u>
4182-24	1 quart Spray Bottle
4182-08	1 gallon Bottle
4182-53	6 oz. Bottle
4182-35	7 oz. Pressurized Spray



CAL-BLUE® LT

The same high quality formulation as regular Cal-Blue, but having added freeze-protection to -20°F. It is the ideal detector for those geographical areas that experience very cold temperatures.

<u>Part No.</u>	<u>Size</u>
4183-24	1 quart Spray Bottle
4183-08	1 gallon Bottle



DEHYDRANT, HEAT GEL & CHARGE CHECK

THAWZONE LIQUID DEHYDRANT

Thawzone Liquid Dehydrant is compatible with all refrigerants and can be used successfully with fluorine refrigerants, methyl chloride, isobutane, and can be used in all systems with or without solid dryers.



HS17002
Quick
Service Kit

<u>Part No.</u>	<u>Size</u>
HS17001	1 oz.
HS17004	4 oz.
HS17002	Pre-charged Injector with Charging Hose
HS17022	Refill 2 Pre-charged Injectors no Charging Hose

HEAT SHIELD GEL

Heat shield all-temperature barrier spray prevents heat damage to nearby components during soldering, brazing or welding.

- Protects heat-sensitive components
- Prevents heat damage with:
 - no drip
 - no clean up
 - non-corrosive
 - non-toxic
 - non-staining
- Evaporates within 24 - 48 hours
- For use on all surfaces, including:
 - wood
 - insulation
 - valves
 - piping
 - drywall

HS31032



REFRIGERANT LEAK SEALERS

CHARGING
RECOVERY
WELDING

Xpress Injects



The fastest refrigerant sealant on the market. Unlike other products, Xpress Seal travels with the refrigerant gas while other products travel with the oil.

- No need to pump down R-410A units
- No need for manifold gauges
- No injection hose or caulk gun needed
- 12+ injections per CO₂ cartridge

XPS-5TK Starter Kit. Comes with one direct inject CO₂ gun, one CO₂ cartridge, and one Xpress Seal 1.5 to 5 ton tube

XPS-INJ Direct inject CO₂ gun, one CO₂ cartridge

XPS-HOSE Xpress Seal Hose for using the high side to push in the Sealant instead of using gauges

XPS-CO2 4 CO₂ Cartridges

AC Freeze Leak & AC Freeze Leak w/Magic Frost

Permanently seals leaks of refrigerant gas in appliance, AC and refrigeration systems.

Compatible and can be mixed with refrigerant gas: R11-R12-R13-R14-R22-R23-R123-R124-R134a-R141b-R404a-R407c-R410a-R502-R503-R507-R600.

Part No. **Description**
AC Freeze Leak

00277 0.5 oz. Cartridge Refrigerators/Small AC

00279 0.5 oz. Cartridge w/1/4" Adapter

00280 1.5 oz. Cartridge up to 6 tons

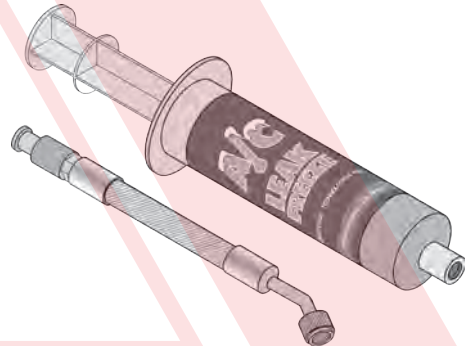
00284 1.5 oz. Cartridge w/1/4" Adapter

AC Freeze Leak w/Magic Frost

00282 1.5 oz. Cartridge up to 6 tons

00286 1.5 oz. Cartridge w/1/4" Adapter

00290 5/16" Adapter



AC Leak Freeze[®] PRO Nano

Quickly and safely extend the life of A/C and refrigerant systems
NANO leak sealant formula is reliable, safe and polymer free.

PRO Nano:

- Reliable, safe and polymer-free
- Leak seeking nano particles

PRO Nano with Magic Frost:

- Formula enhances system performance
- Reducing compressor noise extend compressor life.
- Adds anti-friction lubricant reduces noise/vibration.
- System runs smoother, more efficient.

Part No. Description

45316 1.46 oz for systems 1-6 Tons

45317 1.46 oz PRO w/Magic Frost



AC Leak Freeze Pro applicator's nylon hose, brass fittings & copper reservoir are all 100-percent recyclable

REFRIGERANT LEAK SEALERS



XANTUS PRODUCTS Refrigerant Leak Sealer

- Perfect for mini-split systems, microchannel coils, heat pumps & condensers
- Will not clog manifold gauges, TXV, cap tubes, or pistons
- Works with all oils & refrigerants
- No need to pump down the system



Max Seal Refrigerant Leak Sealer

Part No.	Description	Ref
20-101	Direct Inject 1.5 to 5 tons	XPS-5T
25-101	Big Shot Direct Inject 3 to 10 tons	XPS-10T
26-101	Commercial Direct Inject 6 to 15 tons	XPS-15T



Max Seal Light for Smaller Systems & Appliances

Part No.	Description	Ref
20-105	Direct Inject Light 1.5 & smaller tons	XPS-SS
30-105	Light + UV Dye 1.5 & smaller tons	XPS-SSD



Max Seal Refrigerant Leak Sealer + Pro Dry

Dries Out Systeem • Converts Moisture into Synthetic Oil

Part No.	Description	Ref
40-101	Direct Inject 1.5 to 5 tons	XPS-5T-SP
46-101	Big Shot Direct Inject 6 to 15 tons	XPS-15T-SP



Max Seal Refrigerant Leak Sealer + UV Dye

Fixes Small Holes, Dye Locates Larger Ones

Part No.	Description	Ref
30-101	Direct Inject 1.5 to 5 tons	XPS-5T-SD
35-101	Big Shot Direct Inject 3 to 10 tons	XPS-7.5T-SD
36-101	Commercial Direct Inject 6 to 15 tons	XPS-15T-SD



Max Seal Refrigerant Leak Sealer + Pro Dry & UV Dye

Dries Out Systeem • Converts Moisture into Synthetic Oil

Fixes Small Holes, Dye Locates Larger Ones

Part No.	Description	Ref
31-101	Direct Inject 1.5 to 5 tons	XPS-5T-TNT
32-101	Big Shot Direct Inject 3 to 10 tons	
33-101	Commercial Direct Inject 6 to 15 tons	XPS-15T-TNT



REFRIGERATION OILS & LUBRICANTS

A/C Re~New



4057-55
4 oz.

- OEM approved treatment • Quiets noisy compressors
- Reduces energy consumption - lowers starting and running amps
- Improves heat transfer in evaporators • Aids with sticking valves
- Aids in oil return with existing oil in R-22 retrofits

In recent years, A/C Re-New has been successfully used to aid in oil return when converting an R-22 air conditioning system with a retrofit refrigerant; examples include R-427A, R-407C and others. A/C Re-New not only helps with oil return, it comprehensively renews the air conditioner by reducing friction in the compressor (lower amp draw), quiets the system and can aid in sticking flow control valves.



Reusable 5-in-1 injector



- Modular design allows for customized system treatment
- Injector allows for 1,2,3 and 4 fl. oz. treatments, plus tool for Connect Inject Products

4779-0

CHARGING
RECOVERY
WELDING

EMKARATE POLYOL ESTER LUBRICANT



Part No.	Ref. No.	Viscosity	Size
4314-64	32-3MAF	32 ISO	Quart **Copeland Specific
4314-44	32H	32 ISO	Quart
4316-44	68H	68 ISO	Quart
4314-66	32-3MAF	32 ISO	Gallon **Copeland Specific
4314-46	32H	32 ISO	Gallon
4316-46	68H	68 ISO	Gallon

ALKYLBENZENE OIL

Part No.	Ref. No.	Viscosity	Size
4310-07	Zerol 150	150 SUS	Gallon
4308-07	Zerol 200TD	200 SUS	Gallon **Copeland approved
4311-07	Zerol 300	300 SUS	Gallon



MINERAL OIL



Part No.	Ref. No.	Description	Viscosity	Size
4303-07	L318 (3GS)	C-3	150 SUS	Gallon
4304-07	L319 (4GS)	C-4	300 SUS	Gallon



SUPCO88 OIL ADDITIVE



Part No. **S8 (SU88)** **Size** 8 oz.

Introduced in 1954 and valued worldwide, this super lubricant is a "must use" in repair and preventative maintenance programs.

- Compatible with all refrigeration oils
- Dissolves sludge buildup on bearing and valve surfaces
- Prevents binding of high speed compressors
- Prevents excess wear in motors and compressors

RECOVERY SYSTEMS



ROBINAIR Refrigerant Recovery Machine

- 1/3 hp, single cylinder, oil-less Compressor
 - Works with all CFC, HFC and HCFC refrigerants, including R410a (Puron™)
- | (lbs./min.) | R410A | R134a | R22 | R407C |
|-----------------------|-------|-------|-------|-------|
| Recovery Rate: Vapor: | 0.17 | 0.18 | 0.20 | 0.18 |
| Liquid: | 3.54 | 5.43 | 6.32 | 5.44 |
| Push/Pull: | 12.62 | 8.84 | 11.76 | 11.59 |
- Automatically shuts off machine if pressure rises above 550 psi
 - Dimensions: 12.5" L x 6.5" W x 9.5" H • Smaller footprint, easy to carry, 18 lbs!

RG3

- 3/4 hp, twin-cylinder design, oil-less Compressor
 - Works with all CFC, HFC and HCFC refrigerants, including R410a (Puron™)
- | (lbs./min.) | R410A | R134a | R22 | R407C |
|-----------------------|-------|-------|-------|-------|
| Recovery Rate: Vapor: | 0.37 | 0.42 | 0.59 | 0.53 |
| Liquid: | 7.51 | 6.40 | 9.37 | 7.14 |
| Push/Pull: | 15.47 | 11.74 | 14.50 | 14.49 |

- Automatically shuts off machine if pressure rises above 550 psi
- Dimensions: 10.9" L x 20.0" W x 14.5" H • 27 lbs
- Easy to Operate, Rugged Case - Oversized pressure gauges, comfortable handle and simple controls
- Self-Purge Feature - Eliminates potential for cross-contamination & saves time



RG6

APPION

G1 SINGLE REFRIGERANT RECOVERY UNIT

- Oil-less compressor for rapid liquid and vapor recovery

G5 TWIN REFRIGERANT RECOVERY UNIT

- Oil-less compressor with twin cylinders and twin condensers for maximum liquid and vapor recovery as much as 2 to 4 times faster

- 1/2 HP high torque ball bearing motor with 550 psi cutoff switch
- Isolated heavy duty crankcase for refrigerant free environment, to protect bearings and prolong bearing life
- High speed, high pressure turbine fan pushing 600CFM of cooling air across the pump and the recovery tank
- Advanced design requires NO purge and NO throttling
- For use with all common refrigerants including R410A
- One year warranty
- Field serviceable - all parts available - can be rebuilt in 30 minutes



MASTERCool 69300 TWIN TURBO Refrigerant Recovery System



- Revolutionary double piston 1/2 HP oil-less compressor
- Safety high pressure switch
- Simple internal structure for field service
- Works with all CFC, HFC and HCFC refrigerants, including R410a (Puron™)
- Injection molded high density polyethylene case for maximum durability

(lbs./min.)	R410A	R134a	R22
Recovery Rate: Vapor:	0.7	0.537	0.63
Liquid:	7.7	4.72	7.56
Push/Pull:	20.2	11.68	18.3

- Operating temperature range: 32 to 122°F (0 to 50°C)
- Dimensions: 18" (l) x 10" (w) x 14" (h) • Weight: 28.3 lbs.



69300

RECOVERY ACCESSORIES

**NOW INCLUDES
R410a TRAINING
& CERTIFICATION!**

EPA 608 CERTIFICATION

Course on Video & CD

QT3000 (English)

QT3004 (Spanish)



**TRAINING KIT
INCLUDES 1 TEST**

**FOR EXTRA TESTS ONLY
ORDER**

QT3001 (English)

QT3002 (Spanish)

CHARGING
RECOVERY
WELDING

ARMSTRONG has a unique product designed to fit the need for EPA certification for the HVAC technician who still needs the EPA Type I, II, III, or Universal certification. We have a training program kit to train "one technician at a time". The "EPA training course in a box" offers a 192 page study text, practice tests, a 2 hour video that covers the sample tests and an EPA certification test. The technician takes the self study course and watches the video. When finished, the technician returns to the distributor and takes the EPA test at the store with one of our personnel designated as a proctor. The test is mailed to Mainstream Engineering which grades the test results and sends the EPA card directly to the technician. There's no waiting for the next class to form. The technician can study at his own pace and if he is motivated he can have an EPA card in a few weeks



RECOVERY TANKS (Generic) No Float Switch

Part No.	Size
GRT30 (30B)	30 LB.
RT50 (50B)	50 LB.

REFRIGERANT LABELS

- Convenient 8½" x 3" tag • 5 tags per pack
- Provides date of service Identifies owner & tech.
- Strong adhesive backing



MA-SDF1SC
Safe For Disposal

MA-RECTSC
Evacuation Tag



MA-R134ASC
R134a Label



MA-R22SC
R22 Label



MA-R404ASC
R404A Label



MA-R407CSC
R407C Label



MA-R410ASC
R410A Label



MA-R421ASC
R421A Label

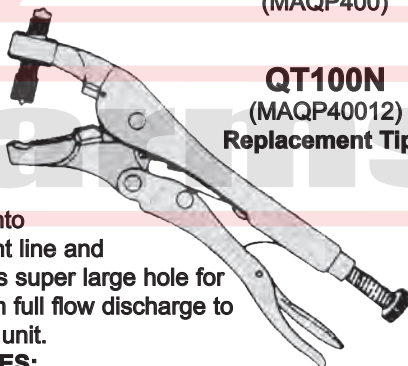


MA-R448ASC
R448A Label

C-Tag

**The fastest & easiest
way to evacuate
refrigerant before
disposal of unit**

INSTA - TAP
Refrigerant Recovery
Tool
QT100
(MAQP400)



QT100N
(MAQP40012)
Replacement Tips

Snaps onto refrigerant line and punctures super large hole for maximum full flow discharge to recovery unit.

FEATURES:

- One tool fits all sizes from 3/16" to 7/8" O.D.
- Replaceable hardened steel needle & gasket (QT100N).

NATURAL REFRIGERANTS & ACCESSORIES

MEET PRO CHARGE ONE-STOP SOLUTIONS BUILT FOR PROS



If you are tired of messy dyes and sealants, we have the solution for you. By pre-blending 2 lbs. of gas with additives, our products are a smarter, mess-free way to work on a system.

From the 1/4" service valve to the ability to service up to 6 tons of cooling, our convenient, resealable cans are a must-have addition for every truck, van, or shop. While traditionally offered with R-22 and R410A refrigerants, orders can be customized containing any hydrocarbon or appliance-grade refrigerant.

PCR22	R22 w/ UV Dye & Sealant
PCR410A	R410A w/ UV Dye & Sealant
PCCHG	Charging Hose with Gauge
PCUVL	UV Light

R-32 Replacement For: R-22 Freon & R-410A Puron

Name - Scientific: Difluoromethane Toxicity Levels: A (No Toxicity Identified.)

Application: Residential & Commercial Air-Conditioning.

Flammability Levels: Class 2 - Lower Flammability

Ozone Depletion Potential: 0 Global Warming Potential: 675

R32

111037 2 lb Can

HYDROCARBON REFRIGERANTS

Hydrocarbon refrigerants are natural, nontoxic, and have no ozone depleting properties. They are more efficient than the HFC refrigerants that they replace. The improved system efficiency they produce reduces energy usage and life cycle costs.

Propane

R290

- Meets AHRI 700 Standard – 99.5% purity level
- UN1978 • CAS#74-98-6
- DOT SP15593 M1119
- Non-odorized and colorless
- Net Weight 13 oz (370g)

91050-290

C3H8 (13 oz (370g))



R290-08-7/16-8oz

8 oz.

R290-12

12 lb.

R290-20

20 lb.



Isobutane

R600a

- Meets AHRI 700 Standard
- 99.5% purity level
- UN1978 • CAS#74-98-6
- DOT SP15593 M1119
- Non-odorized and colorless
- Net Weight 14.8 oz (420 g)


91050-600

C4H10 (14.8 oz (420 g))



R600a-7/16-6oz

6 oz [170 gm]



Mastercool inc.
"World Class Quality"

CAN TAP VALVE – SCREW-ON MODEL

7/16" CAN to 1/4" SAE

European Standard Gasket assures leak proof operation.

Built-in safety check. Exclusive "full grip" valve knob.

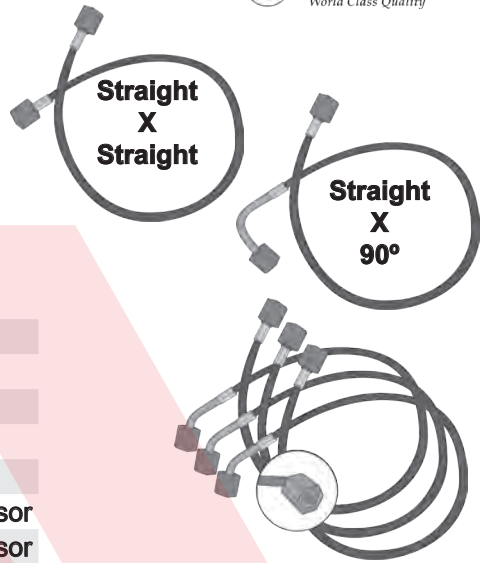
85510-E

TOOLS FOR NATURAL REFRIGERANTS

THERMOPLASTIC CAPILLARY TUBE ASSEMBLIES



- EN 1736 and ISO 13971 - Class 2
- Inner Diameter 2 mm
- Outer Diameter 5.9 mm
- Tolerances 0.1 mm
- Bending Radius 10 mm
- Max Allowable Pressure 60 bar (870 psi)
- Working Temperature 120 °C
- Min/Max Allowable Temperature -40 to 130 °C
- Weight 25 g/m

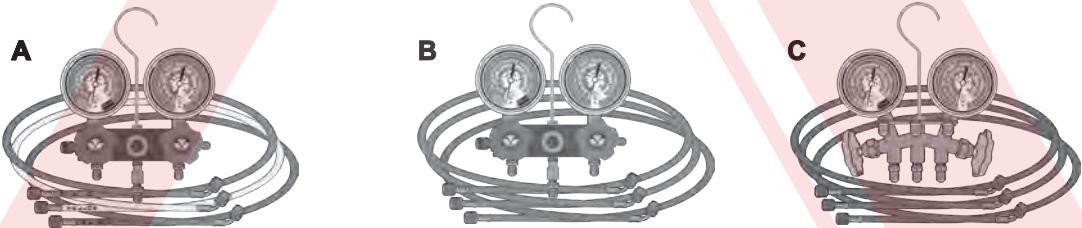


CHARGING
RECOVERY
WELDING

Part No.	Length	Fittings
44184-STR	18" (45 cm)	straight x straight
44224-STR	24" (60 cm)	straight x straight
44184-ST	18" (45 cm)	with straight x 90°
44224-ST	24" (60 cm)	with straight x 90°
Set of 3 straight x 45° fittings w/depressor		
44318	18" (45 cm)	straight x 45° w/depressor
44324	24" (60 cm)	straight x 45° w/depressor

R600a, R290 & R134a 2-WAY MANIFOLD GAUGE SET

Large 3 1/8" gauges (PSI/ F) with easy to read temperatures scales



Part No.	Body	Length	Hoses	Picture
93561	Aluminum	60"	Standard R-Y-B	A
93518-TP	Aluminum	18"	Thermoplastic	B
93524-TP	Aluminum	24"	Thermoplastic	B
33518-TP	Brass	18"	Thermoplastic	C
33524-TP	Brass	24"	Thermoplastic	C

R600a, R290 & R134a 1/4" Single Ball Valve Manifold

- Large 3 1/8" gauge (PSI/ F) with easy to read temperatures scales
- Includes 2 mm thermoplastic capillary hose 18" long with straight x 45° fittings with depressor for maximum precision on small capacity systems

92518-53-1/4TP



TOOLS FOR NATURAL REFRIGERANTS




69395
HVAC Spark Free
Combustible Gas
Recovery Machine
 Weight: 28.3 lbs
 18" (l) x 10" (w) x 14" (h)

69400
Mini Twin Turbo
Combustible Gas
Recovery Machine
 Weight: 24 lbs
 11.8" (l) x 8" (w) x 10.6" (h)

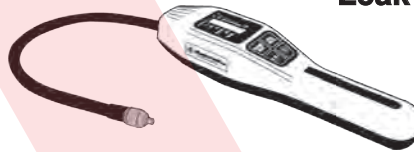


90066-B-SF
6 CFM Vacuum Pump Spark Free



No. of Stages: 1
 Ultimate Vac: 80 Microns
 Pump Motor: 1/3 HP
 Pump Speed: 1720 RPM
 Specs: 110/120 V/60 Hz
 Size: 15 x 6.5 x 11"
 Weight: 20.5 lbs

Intella Sense III Combustible Gas
Leak Detector
55975



- Sensing Element: Heated Tin Oxide
- Sensor Life: 2000 hours
- Refrigerants: Detects combustible gases
- Flexible 15.5 inch probe length
- Ultimate Sensitivity: 50 – 1000 ppm



Mastercool[®]
"World Class Quality"

HIGH PRECISION CHARGING SCALE

- Hex cylinder adapter for easy attachment of refrigerant cylinder to scale
- Specially designed for R600a and R290
- 5.5"(w) x 7.3"(l) x 1.6"(h) • Capacity: 176 ounces (5000 grams)

Part No.
98201
98202

Description

High Precision Charging Scale
 Scale w/storage for a separate 14 oz. cylinder packaged in a custom molded plastic case



CONDENSATE DRAIN BUSTER AND CO2 CARTRIDGES



A lightweight portable tool designed to blow out condensate drain lines instantly. SWOOSH, with the push of the trigger, 800 psi of oil free food grade air clears the line. CO2 cartridges can be used for both the Xpress Gun and the Condensate Drain Buster

Part No. Description

DCB-1 Kit - Gun, Hose 2 CO₂ Cartridges
XPS-CO2 5 CO₂ Cartridges

REFRIGERATION ACCESS FITTING KITS



- Eliminates unnecessary trips to and from the service truck
- Highest quality parts made in the U.S.A.
- Part numbers handy for easy re-order
- The right parts in one location
- Never run short on parts

ACCESS FITTING SERVICE KIT

- Handy re-fillable case with 11 most commonly used parts
- Case size 8.5 x 4.5"

CD9510SVK

REFRIGERATION SERVICE KIT - 580

- Handy re-fillable case with 21 most commonly used parts
- Case Size 11 x 7"

CD9580SVK



CHARGING
RECOVERY
WELDING

LOCKING REFRIGERANT SAFETY CAP

- Reduce potential liability for inhalation induced injury or death
- Deter refrigerant theft
- Help prevent loss from cylinders and recovery tanks
- Two sizes for standard 1/4" and 5/16" access ports
- Locks in place to prevent refrigerant loss
- Nickel plated and corrosion resistant
- Made in the U.S.A.
- Works with standard valve core key



5/16" Locking Caps

1/4" Locking Caps	
Part No.	Pack
CD2290/2	2
CD2290/10	10
CD2290/50	50

5/16" Locking Caps	
Part No.	Pack
CD2295/2	2
CD2295/10	10
CD2295/50	50

REFRIGERATION TANK ADAPTERS

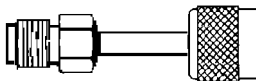
MANUAL COUPLERS

Patented manual couplers adjust easily to R134a service ports with varying dimensions. All metal construction for extra durability. Patented, spring loaded depressor will not damage service valves. Can be removed from service ports regardless of knob position without losing refrigerant. Meets SAE, UL and EPA recommendations for containment of refrigerant. Color coded.

Part No.	Description
82834-E	High side manual R134a 1/4" FL-M x 16mm quick coupler
82934-E	Low side manual R134a 1/4" FL-M x 13mm quick coupler

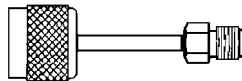


R134a TANK ADAPTERS



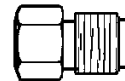
CD2012

1/2" male acme x 1/4" female flare with Depressor tip and seal



CD2028

1/2" female acme x 1/4" male flare with Depressor tip and seal



CD2021

1/4" female hex x 1/2" male acme

CHARGING & TESTING HOSES & FITTINGS

Vapor•Vue™ VISIBLE VAPOR CHARGING DEVICE



Vapor•Vue™ is a visible vapor charging device that absorbs heat naturally and flashes the liquid refrigerant from the cylinder and charges into the system as a vapor. Connecting Vapor•Vue™ to the low side of a charging manifold will increase the charging rate up to 8 times faster and the liquid is controlled by adjusting the manifold valve and monitoring the vapor rate through the double sight glass. Vapor•Vue™ is factory pressure tested at 800 psi and can be used to charge any refrigeration system & air conditioning system using R410A, CFC, HCFC & HFC, Zeotropic and Azeotropic refrigerants without the danger of liquid slugging and destroying the compressor. Placing the manifold & Vapor•Vue™ over hot discharge airflow of the condensing unit will increase the heat exchange and charging rate efficiency.

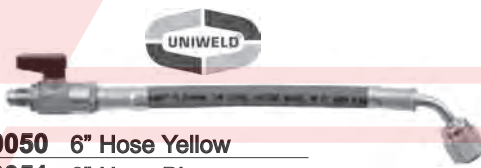
VV1

SOFT MAGIC® CHARGING HOSES WITH STANDARD & ANTI-BLOWBACK FITTINGS



Length	STANDARD 1/4" SINGLE HOSE			Hose Set
	Red	Yellow	Blue	
36"	H3SMBR	H3SMBY	H3SMBB	HC3SMB
60"	H5SMBR	H5SMBY	H5SMBB	HC5SMB
72"	H6SMBR	H6SMBY	H6SMBB	HC6SMB
Length	EZ TURN ANTI-BLOWBACK 1/4" SINGLE HOSE			Hose Set
	Red	Yellow	Blue	
36"	EZ3R	EZ3Y	EZ3B	EZ3HS
60"	EZ5R	EZ5Y	EZ5B	EZ5HS
72"	EZ6R	EZ6Y	EZ6B	EZ6HS

1/4" ENVIRONMENTAL CHARGING HOSES WITH BALL VALVE ADAPTER



90050	6" Hose Yellow
90051	6" Hose Blue
90052	6" Hose Red
90299	6" Hose Set (R, Y, B)


EZ TURN ANTI-BLOWBACK FITTINGS

EZAB
Straight



EZAB90
90°

EZABM
Straight w/
Mini Split
Adapter



EZABM90
90°w/
Mini Split
Adapter

STANDARD CHARGING HOSES

Color Coded Hose Sets - Red, Yellow & Blue

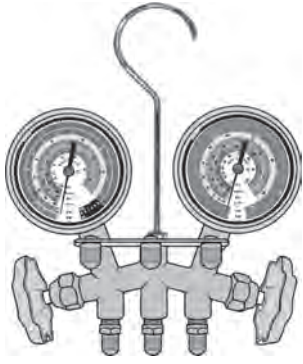


Part No.	Type	Length
A36RYB	Set of 3	36"
A60RYB	Set of 3	60"
A36Y	Individual	36"
A60Y	Individual	60"

REFRIGERATION/ HVAC MANIFOLDS

CHARGING
RECOVERY
WELDING

2 Way Brass Manifold Set for R-12, R-22, R-502 with Standard Red - Yellow - Blue Hoses




<u>Part No.</u>	<u>Hose Length</u>
33636	36"
33661	60"
33772	72"

with Auto Shut Off Red - Yellow - Blue Hoses

<u>Part No.</u>	<u>Hose Length</u>
35636	36"
35661	60"
35772	72"

2 Way Brass Manifold Set for R-404A, R-407C, R-507A, R-134a • 3 1/8" Gauges with Standard Red - Yellow - Blue Hoses



Standard Hoses

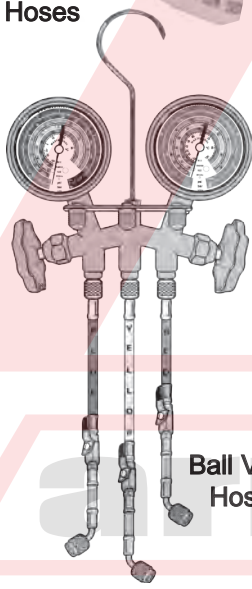
Auto Shut Off Hoses

<u>Part No.</u>	<u>Hose Length</u>
56136	36"
56161	60"
56172	72"

with Auto Shut Off Nylon Barrier Red - Yellow - Blue Hoses

<u>Part No.</u>	<u>Hose Length</u>
56236	36"
56261	60"
56272	72"

2 Way Brass Manifold Set for R-410A • 3 1/8" Gauges with Standard Nylon Barrier Red - Yellow - Blue Hoses



Ball Valve Hoses

<u>Part No.</u>	<u>Hose Length</u>
59136	36"
59161	60"
59172	72"

with Ball Valve Nylon Barrier Red - Yellow - Blue Hoses

<u>Part No.</u>	<u>Hose Length</u>
59236	36"
59261	60"
59272	72"

2 1/2" Gauges for R410A, R22, R404A Manifolds

<u>Part No.</u>	<u>Gauge</u>
57501	Low Side gauge PSI KG/CM ² , F° & C°
57803	High Side gauge PSI KG/CM ² , F° & C°

Manifold Gauge Hanger HVACStrap™

Constructed from heavy-duty woven material, attaches quickly and easily to the manifold gauge and its magnet allows the technician to hang the gauge almost anywhere.

HVACSTRAP



MANIFOLDS & GAUGES



R22/404A/R134a STANDARD REFRIGERATION MANIFOLDS with Protective Rubber Boots

- QAL** Plastic LPF™ Gauges
-
- Soft Magic™ Hose Set (Standard Fittings)**
- QAL3SM** (3) 3 ft. Soft Magic™ Hose Set
-
- QAL5SM** (3) 5 ft. Soft Magic™ Hose Set
-
- EZ TURN Soft Magic™ Hose Set (Anti-Blowback Fittings)**
- QAL3SMEZ** (3) 3 ft. EZ Turn Hose Set (Anti-Blowback Fittings)
-
- QAL5SMEZ** (3) 5 ft. EZ Turn Hose Set (Anti-Blowback Fittings)



R410A/R22/R404A CHARGING MANIFOLD with 1/4" SAE FITTINGS with Protective Rubber Boots & Soft Magic Barrier Hose Sets

- QS4L3H** (3) 3 ft. Hose Set (Standard Fittings)
-
- QS4L5H** (3) 5 ft. Hose Set (Standard Fittings)
-
- EZ TURN Soft Magic™ Hose Set (Anti-Blowback Fittings)**
- QS4L3HEZ** (3) 3 ft. Hose Set (Anti-Blowback Fittings)
-
- QS4L5HEZ** (3) 5 ft. Hose Set (Anti-Blowback Fittings)



R134a AUTOMOTIVE CHARGING MANIFOLD WITH 1/2" ACME FITTINGS with Protective Rubber Boots

- 47827** Manifold Only with R134a LPF™ Gauges
-
- 90043** Service Coupler (Red) High Side
-
- 90044** Service Coupler (Blue) Low Side
-
- 13401** Adapter 1/4" F.F. x 1/2" Acme M. F.
-
- 92799** Adapter 1/2" F. x 1/4" Acme M. F.



90044

90043

(R22, 404A, R134a) Standard Replacement Gauges

- G29LD** LPF™ Pressure gauge
-
- G30LD** LPF™ Compound gauge
-
- G29ND** NPF® Pressure gauge
-
- G30ND** NPF® Compound gauge

(R410A, R22, R404A) Standard Replacement Gauges

- G529LD** LPF™ Pressure gauge
-
- G530LD** LPF™ Compound gauge
-
- G529ND** NPF® Pressure gauge
-
- G530ND** NPF® Compound gauge



LPF™ = Limited Pointer Flutter
NPF® = No Pointer Flutter

VACUUM GAUGE COUPLER

Ensures leak free connection
to vacuum gauge during
measurement

VGC



DIGITAL VACUUM GAUGE


Suitable for field or laboratory use,
delivers high precision at a low price.

- Ultra fine resolution: 1 Micron when vacuum ≤ 200 Microns
- Reads vacuum in 7 international units
- Display updates every 1/2 second
- Convenient built in hanger
- Cleaning port provides quick cleaning and drying of sensor

VG64



VACUUM PUMPS & TEST EQUIPMENT



Rotary Vane 2-Stage Deep Vacuum Pump



Mastercool Inc.
"World Class Quality"

2 Stage Part No.	Free Air Displ.	Ultimate Vacuum	110V/60Hz Motor	Pump Speed	Weight
90065	5 CFM	25 Microns	1/3 HP	1725 Rpm	32 Lbs.
90067	7.5 CFM	25 Microns	1/2 HP	1725 Rpm	34 Lbs.
90068	8 CFM	15 Microns	3/4 HP	1720 Rpm	34 Lbs.
90612	12 CFM	15 Microns	1 HP	1720 Rpm	35 Lbs.

CHARGING
RECOVERY
WELDING

18 VOLT CORDLESS 1.5 CFM - 2 STAGE VACUUM PUMP 90058

Complete kit includes:


18 V cordless vacuum pump,
1/4" SAE port, Mastercool designed rechargeable battery, Mastercool
adapter sleeve and standard 110/220V battery charger
Compatible with Makita, Milwaukee, Bosch and Rigid batteries (adapt
ers needed for Makita, Milwaukee & Bosch batteries).
Pump comes standard with sleeve for RIGID battery.
Mastercool battery is the same battery as a Makita Li-ion 18V 6.0 Ah



HummVac Vacuum Pumps

New design w/ low profile, easy access to intake
fittings and isolation valve. Fan cooled motor.

Part No.	cfm	Stages	microns	Weight
HVP6	6.0	2	15	26 lbs.
HVP8	8.0	2	15	34 lbs.



5.5 CFM Vacuum Pump

Free Air Displacement: 5.5 CFM, 155 liter/min.
Number of Stages: 2-Stage Rotary Vane
Factory Micron Rating: 15 Microns
Intake Fittings: 1/4" & 3/8" Male Flare
Oil Capacity: 11.1 Ounces (350 ml)
Voltage: 115/220V-60Hz




UVP5R



A high quality refined **MINERAL OIL** that is specially formulated
for all refrigeration vacuum pumps.

Part No.	Description
4383-34	pint
4383-24 (42005)	quart
4383-07 (42006)	gallon



Vacuum Pump Oil

42005
1 Quart

42006
1 Gallon



**Parts
Connect®**

CONDENSER FIN STRAIGHTENER TOOL

RUBBER GRIP HANDLE WITH KNUCKLE SAVER

PT550

(MAMFC2, TB550)



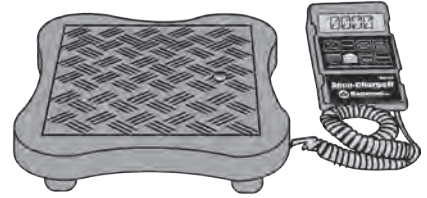
REFRIGERANT CHARGING EQUIPMENT

PROGRAMMABLE CHARGING SCALES

- Allows user to program desired quantities
- Accuracy: 0.1% of reading or ± 0.01 kg (whichever is greater)
- 3 hrs AUTO OFF Function
- Battery Life: Approx. 40 hr
- Operating Temp: 32 - 120°F (0 - 49°C)
- Platform: 9" x 9" (22cm x 22cm)



Mastercool Inc.
"World Class Quality"



98211 ACCU-CHARGE III Certified Refrigerant Scale

- Capacity: 110 lbs (50 kg)
- Resolution: 0.10 lb (0.05 kg)

98210A ACCU-CHARGE II Refrigerant Scale

- Capacity: 240 lbs (110 kg)
- Resolution: 0.02 lb (0.01 kg)



DIGITAL PRESSURE/TEMPERATURE CHART

- Fast & Easy to Use
- Large LCD Display
- Over 40 refrigerants are charted including Vapor/Liquid status with Super heat & Sub cool
- Pressure readings are available in PSI, BAR & MPa
- Temperature readings are available in °F & °C
- Compact Pocket Size
- Auto Shut-Off (5 min.)



Mastercool Inc.
"World Class Quality"

52245

SMARTECH™ Digital Refrigerant Scale

- Accuracy: USRS220 $\pm 0.05\%$ Reading + .4 oz. (10g)
 USRS330S $\pm 0.05\%$ Reading + 1.0 oz. (25g)
- Dimensions: 10.7" x 10.7" (27.2cm x 27.2cm)
- Operating Temp: -40°F -104°F (-10C -40°C)
- USRS220** 220lb Capacity
USRS330S 330lb Capacity



UVG2 Digital Vacuum Gauge

- Range: 0-19,000 Microns, 2533.13 pa, 25.3 mgar, 19 mmHg.
- Resolution: 1 Micron (0-400), 10 Micron (400-3000), 100 Micron (3000-10000), 250 Micron (10000-19000).
- Select from 8 different vacuum units: micron, in Hg, Torr, psia, mbar, mTorr, pa, kpa.
- Sensor Withstands Overpressure Up to 400 PSI.
- IP65 Rated Water Resistant Rubberized Housing.



INSTANT CONNECTION

Push To Connect - Pull To Disconnect

KWIK COUPLER

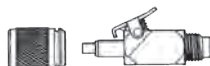
- Auto shutoff
- No refrigerant discharge
- Prevents hand freezing
- For high or low side

16-C Straight Coupler (45° Flare) 1/4 Female x 1/4 Male

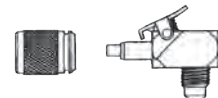
17-C 90° Elbow Coupler (45° Flare) 1/4 Female x 1/4 Male

18-C (Set) Includes 16-C and 17-C

16C



17C



TUBING TOOLS & MISC. TOOLS

MINI TUBE CUTTER

Heavy duty mini cutter designed to work in tight quarters. Carbide wheel cuts hard and soft copper, aluminum, brass, thin wall steel and stainless steel. Mini Tube Cutter for 1/8" to 5/8" O.D. tubing (1/8" - 1/2" nominal).



70027

CHARGING
RECOVERY
WELDING



MINI TUBE CUTTER

Triple chrome plated. Larger knob for easier tightening. Larger cutting wheel cuts faster. Carbide wheel cuts hard and soft copper, aluminum, brass, thin wall steel and stainless steel. For 3/8" to 1 1/8" O.D. tubing (1/4" to 1" nominal)

70029

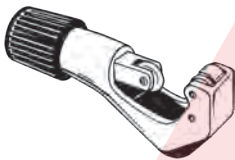
RATCHET STYLE TUBE CUTTER

When you don't have swing room, ratchet action allows cutting all the way around the tubing easy! (5/16" to 1 1/8") O.D. tubing

70031



HEAVY DUTY TUBE CUTTERS



Cutter includes retractable reamer/file and spare carbide cutting wheel. Carbide wheel cuts hard and soft copper, aluminum, brass, thin wall steel and stainless steel.

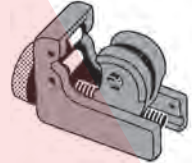
Part No.	Description	O.D. tubing	Nominal
70033		1/8" to 1 1/8" (4-28 mm)	1/4" to 1"
70035		1/4" to 1 5/8" (6-40 mm)	1/4" to 1 1/2"

PLUMBERS TYPE MINI CUTTER

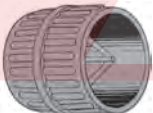
Designed for applications with limited working space. Cuts soft copper, aluminum and thin wall steel tubing.

80021 Tube Cutter for 1/8" to 7/8" (4-22 mm.) P.P. tubing. (1/8"-3/4" nom.)

80121 Spare Cutting Wheel for 80021 (10 Pack)



Made in USA



Made in USA

INNER-OUTER REAMER

Designed to remove inner and outer burrs before flaring. Reamer has heavy duty outer shell with steel blades. Capacity 3/16" to 1 1/2" O.D.

70085

REVERSIBLE & OFFSET RATCHET WRENCH+

Double end offset for knuckle clearance in tight work areas. Chrome plated, heat treated alloy steel with stronger gear teeth & reversing mechanism. Includes DHW316 adapter.

Part No.	Hex End	Square End
70074W	1/4" & 3/16"	5/16" & 3/8"
70075W	1/2" & 9/16"	1/4" & 3/16"



DUAL HEX WRENCH ADAPTER

For use on 3/16" & 5/16" hex liquid & suction valves. Fits 1/4" square socket

DHW316

TUBING TOOLS

SPRING STYLE TUBE BENDERS

Made in USA

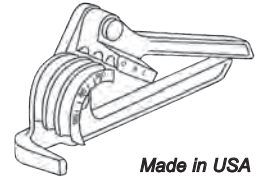


Part No.	Size	Length
70071	1/4"	10"
70072	5/16"	10"
70073	3/8"	10"

Part No.	Size	Length
70074	1/2"	12"
70075	5/8"	14"
70077	3/4"	14"

4-IN-1 Lever Style Tube Bender

Open side design. Makes smooth short radius bends up to 90° with minimal effort. Calibrated to show angle of bend. All metal multi-purpose tube bender for 3/16", 1/4", 5/16" and 3/8" O.D. tubing.



Made in USA


70069

LEVER STYLE TUBE BENDERS

Open side design. Makes smooth short radius bends up to 180° with minimum effort. Calibrated to show angle of bend. Each tool bends one size.


Part No.	Tubing O.D.	Radius to Center of Tube	Style
70061	1/4"	9/16"	A
70062	5/16"	11/16"	A
70063	3/8"	15/16"	A
70064	1/2"	1 1/2"	A
70065	5/8"	2 1/4"	B
70066	3/4"	3"	B
70067	7/8"	3"	B

A



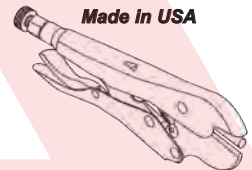
Made in USA

B



PINCH-OFF PLIER

Specially designed for refrigeration industry. Pinches off and locks on copper tubing. Size: Throat 7", Depth 1", Jaw thickness 1/4".



Made in USA

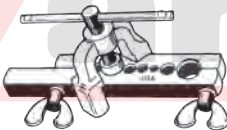
70083

STANDARD 45° FLARING TOOL

Durable forged steel slip-on yoke. Flaring bar is hardened, highly polished & nickel chrome plated. Auto centering yoke features bearing driven hardened cone.

Standard 45° Flaring Tool flares 7 sizes: 3/16", 1/4", 5/16", 3/8", 7/16", 1/2" and 5/8" O.D. tubing.

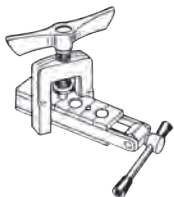
70051



SLIDING DIE-BLOCK 45° FLARING TOOL

Uniquely designed flaring cone flares and burnishes in one easy operation. Slide-on yoke is simple to use. Hardened multi-size flaring bar speeds flaring time. Sliding Die-Block 45° Flaring Tool flares and burnishes 6 sizes: 3/16", 1/4", 5/16", 3/8", 1/2" and 5/8" O.D. tubing.

70052



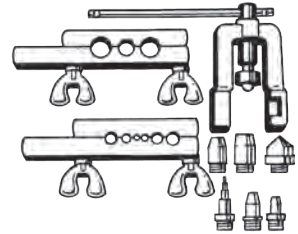
FLARING, SWAGING & CUTTING TOOLS

45° FLARING & SWAGING TOOL SET

Durable forged steel slip-on yoke. Bars are chrome plated, hardened steel. Swages in close quarters where punch style cannot be used. Includes custom plastic carrying case.

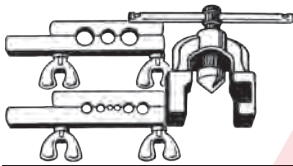
45° Flaring & Swaging Tool Set includes: Two flaring bars cover 9 sizes: 1/8", 3/16", 1/4", 5/16", 3/8", 7/16", 1/2", 5/8" and 3/4" O.D. tubing. Five swaging adapters cover 7 sizes: 3/16", 1/4", 5/16", 3/8", 1/2", 5/8" and 3/4".

70053



CHARGING
RECOVERY
WELDING

WIDE RANGE 45° FLARING TOOL SET



Rugged forged steel slip-on yoke. Flaring bars are hardened, highly polished and nickel chrome plated.

Wide Range 45° Flaring Tool Set flares 9 sizes: 1/8", 3/16", 1/4", 5/16", 3/8", 7/16", 1/2", 5/8" and 3/4" O.D. tubing.

70054

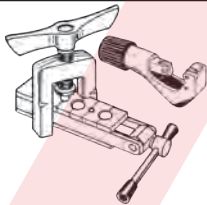
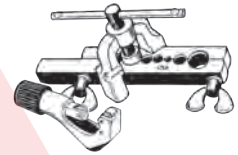
45° FLARING & CUTTING TOOL SET

Includes heavy duty tube cutter #70033 and standard 45° flaring tool #70051 in handy carrying case.

Wide Range 45° Flaring & Cutting Tool Set includes:

Flaring tool #70051 flares 7 sizes: 3/16", 1/4", 5/16", 3/8", 7/16", 1/2", & 5/8" O.D. tubing and heavy duty tube cutter #70033 for 1/8" to 1 1/8" tubing.

70091



45° SLIDING DIE-BLOCK FLARING & CUTTING TOOL SET

Includes heavy duty tube cutter #70033 and standard 45° flaring tool #70051 in handy carrying case. Sliding Die-Block Flaring & Cutting Tool Set includes: 45° Flaring Tool #70052 flares and burnishes 6 sizes: 3/16", 1/4", 5/16", 3/8", 1/2" and 5/8" O.D. tubing and heavy duty tube cutter #70033 for 1/3" to 1 1/8".

70093

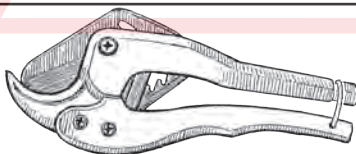
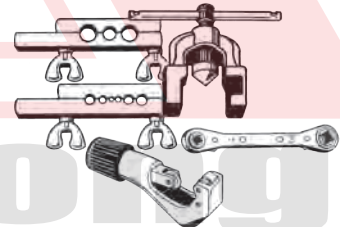
WIDE RANGE 45° FLARING & CUTTING TOOL SET w/ WRENCH

Includes heavy duty tube cutter #70033 and standard 45° flaring tool #70051 in handy carrying case.

Wide Range 45° Flaring & Cutting Tool Set includes:

Flaring tool #70054 flares 9 sizes: 1/8", 3/16", 1/4", 5/16", 3/8", 7/16", 1/2", 5/8" and 3/4" O.D. tubing and heavy duty tube cutter #70033 for 1/8" to 1 1/8" tubing & 70082 wrench for 1/4", 3/8", 3/16", & 5/16".

70094



PVC Pipe Cutter

Still using a clumsy saw blade that never gives a clean cut and takes a tremendous amount of time and effort? Ideal for cutting plastic pipe commonly used for condensate drain lines, plumbing lines, irrigation and electrical conduit. Easy-to-use ratchet action mechanism allows the blade to cut cleanly through all kinds of plastic pipe including PVC, CPVC and Polyethylene. The blade is hardened to maintain a long lasting sharp edge and is easily field replaceable.

70078

FLARING & SWAGING TOOLS

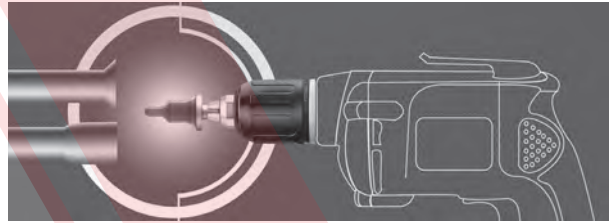
- Stopper ensures a consistent length of the flare/swage surface
- Tip guides the bit into the tube & forms a standard 45° flare or consistent swage
- Standard 1/4" Hex Shank fits directly into most power tools without adapter
- Color coded hex bits for easy ID
- Available in flare or swage bits
- Comes in a durable see-through case for better tool visibility



87001
Flaring Set 5 tools



1/4" 3/8" 1/2" 5/8" 3/4"



87011
Swaging Set 6 tools

1/4" 3/8" 1/2" 5/8" 3/4" 7/8"



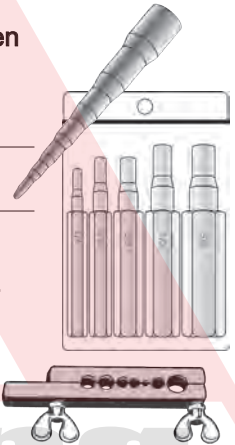
PUNCH-TYPE SWAGING TOOLS

Enlarge one end of copper tubing to accept piece of original size tubing then solder together like a fitting. Tools are heat treated for durability.

70040 All-in-one-Swaging punch. Nickel-Chrome finish. Swages 1/4", 5/16", 3/8", 1/2" and 5/8".

70048 Set of 5 Swaging punches for 1/4", 5/16", 3/8", 1/2" and 5/8" O.D.

70049 Flaring Bar & Set of 5 Punches for 1/4", 5/16", 3/8", 1/2" and 5/8"




INDIVIDUAL SIZE SWAGING PUNCHES

Part No.	Size	Part No.	Size	Part No.	Size
70041	1/4"	70044	1/2"	70046	3/4"
70042	5/16"	70045	5/8"	70047	7/8"
70043	3/8"				

UDFT Deluxe Flaring Tool

Specifically designed to meet R-410A flaring specifications and all 45° flares for tubing. The internal break away clutch that disengages when flare is completed prevents over flaring and crushing the copper tubing. The 3/4"-12 point reversible ratchet wrench included reduces the amount of effort required to manually flare in a confined work space. The 3/8" square drive can be used with a cordless electric drill for faster flaring. Features an eccentric off center cone that spins on an axis and rolls out a perfectly uniform 45° flare with a burnished flare surface.



1/8", 3/16", 1/4", 5/16",
3/8", 1/2", 5/8", and 3/4"
O.D Tubing

NITROGEN & SOLDER KITS



NITROGEN REGULATOR
RHP400 20-400 psig
RHP800 20-800 psig
UNF3 Flow Indicator
NV1 NitroView
 Flow Indicator



**VN-650 HVAC Nitrogen
 Purging Regulator**
 Regulator &
 Flowmeter
 in ONE.
 650 PSI test pressure



CHARGING
 RECOVERY
 WELDING

VO-0123 Oxygen and VA-0123 Acetylene HVAC Regulators

- Color-coded hand-tight cylinder connections
- Gauge placement and protective boot(s) prevent costly damage
- Easy-to-read gauge for quick check of cylinder contents.
- Compatible with tip numbers 0, 1, 2, and 3 and A-size torches and hoses.
- CGA 200 (VA-Acetylene), CGA 540 (VO- Oxygen) inlet connections.
- A-size outlet connection



VO-0123

VA-0123

40002 & 40040 SLUDGE SUCKER® NITROGEN KITS

40002 Low Pressure Kit

Includes:

- R1563** Nitrogen Regulator
(Del. prs. 175 psi)
- 516** 40 cu. ft. Metal
Carrying Stand
- 40000** Sludge Sucker®
- BG1** Blowgun
- 40061** Sludge Blaster™
- H5SMBR** 5 ft. Hose
- H2SSM** 2 ft. Hose

40002



40040 High Pressure Kit

Includes:

- RHP400** Nitrogen Regulator
(Del. prs. 400 psi)
- 516** 40 cu. ft. Metal
Carrying Stand
- 40000** Sludge Sucker®
- BG1** Blowgun
- 40061** Sludge Blaster™
- H5SMBR** 5 ft. Hose
- H2SSM** 2 ft. Hose

40040



Tank N40 not included with 40002 and 40040 kits. **See Next Page.**

TWISTER® SWIRL COMBUSTION TIP KITS

A small energy efficient hot flame that is stable in windy conditions. A helical rotor inside the tip premixes the fuel gas and air to achieve maximum combustion. The results are a small intense flame with concentrated target heat. This is important because you, the service technician, can heat your target faster, saving time.

Both Kits Include:

- TH6 Quick Connect Handle
- A-3 Twister Tip
- A-11 Twister Tip
- H12 12½ ft. Hose

89600 w/RB Regulator

89603 w/RMC Regulator

Replacement Twister Tips:

Tip	Soft Solder	Silver Solder
A-3	1/4" - 1"	1/8" - 1/2"
A-5	3/4" - 1½"	1/4" - 3/4"
A-8	1" - 2"	1/2" - 1"
A-11	1½" - 3"	7/8" - 1½"
A-14	2" - 3"	1" - 2"
A-32	4" - 6"	1½" - 4"



AIR/FUEL SOFT SOLDER KITS



K40

Kit Includes:

- **TH9** Front Valve Handle
- **S23** Soft Flame Tip
- **H12** 12½ ft. Hose
- **RMC** Regulator

K41

Kit Includes:

- **TH9** Front Valve Handle
- **S23** Soft Flame Tip
- **H12** 12½ ft. Hose
- **RB** Regulator

WELDING KITS

Cap'n Hook® OXYACETYLENE BRAZING OUTFIT

Lightweight portable outfit capable of brazing up to 1" copper tubing and welding up to 1/8" steel (with supplied tips). For use with MC and R cylinders.

KCHP	Outfit Includes:
RO100	Oxygen Regulator
RMC100	Acetylene Regulator
71	Welding Handle
MTF-5	Cap'n Hook Brazing Tip
Type 17-2	Welding Tip
H32A	12½' Twin Hose
FL34	Flint Lighter
511	Plastic Carrying Stand
W05	Tank Key w/Security Chain
WG53	Welding Goggles

KCHP
Without Tanks

KCHPT
Outfit with Tanks
includes
(1) MC Tank and
(1) R Oxygen Tank



CYLINDERS



N40	40 cu. ft. nitrogen (empty)
B	40 cu. ft. acetylene (empty)
MC	10 cu. ft. acetylene (empty)
R	20 cu. ft. oxygen (empty)
PDC	Propane 14.1 oz. disposable
ZDC	Zapp (Mapp) 16 oz. disposable



WELD/BRAZE ACCESSORIES

W05	B & MC Box Wrench	Type 17-15	Rosebud Brazing tip (2-5/8")
W06	6 Way Torch & Tank Wrench	500S	Metal Carrying Stand
FL34	Flint Lighter	F41	Adapter MC Tank to B Reg.
FL37	Flints (pkg. 6)	F31	Adapter B Tank to MC Reg.
WG53	Welding Goggles	TCVA	Check valves "A" Connection
TCSD	Tip Cleaners	TFAA	Flashback Arrestors "A" Fitting

CA550 CUTTING ATTACHMENT

CUTTING TIPS



5-101-0D	Cuts up to 1/2"
5-101-1D	Cuts up to 1"
5-101-2D	Cuts up to 2"

UNITORCH® MAPP® GAS TORCH KIT



- Brass and Stainless Steel Piston Regulator
- Flame produces a reliable concentrated target heat 2400°F with stable wraparound flame
- Tip swivels 360° for use in any position, even upside down

Part No.	Description
RP3T5	Unitorch® Regulator and tip only
MKT4L	Unitorch® with Mapp® Cylinder

RP3T5



FLAME TOOLS & ACCESSORIES

UNITORCH® RP3T6 LP TWISTER® SILVER BULLET® TIP



- Soft solder copper tubing up to 2½"
- Tip swivels 360° for difficult work areas
- Built-in piezo spark igniter uses MAPP® or Propane gas
- Eliminates the use of a flint lighter
- Operates at any angle

RP3T6 Unitorch® Reg. and L.P. Twister® Tip with Silver Bullet® Ignitor



CHARGING
RECOVERY
WELDING

SELF IGNITING HAND TORCH



HT44 Twister2 Self-Igniting Hand Torch

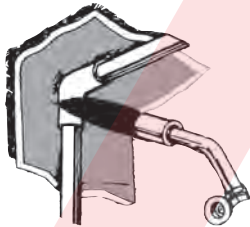
- Electric trigger ignition
- Durable cast construction
- Twister® swirl combustion tip end
- Operates in any position even upside down
- Operates on MAPP® or Propane
- Trigger Lock
- Precise adjustable flame control

Tube Capacity:

Propane:
MAPP®

Soldering
up to 1"
up to 1½"

Brazing
up to 5/8"
up to 7/8"



The Flame Barrier is Asbestos-free heat resistant up to 2500°F. Ideal for use with Propane, MAPP® gas and Acetylene torches.

IT WILL NOT BURN!

Made of newly developed carbon fibers.

Part No.

Size

71036

6" X 9"

71038

9" X 12"

HOT BLOCK

Hot Block is a pliable, formable putty-textured packing for protecting nearby HVAC/R and plumbing pipe, valves, components and surfaces from damaging heat conduction (Up to 3000°F/1650°C), transfer and sparks during jobsite brazing, soldering and welding. Reusable for life

- Non-Toxic
- Non-Flammable
- Odor Free
- Biodegradable
- Stops Warpage on Thin Metal

83560



UNI-4300 ALUMINUM REPAIR KIT

Cadmium and lead free soft solder and flux for joining unlike metals. Join aluminum to copper and brass quickly and permanently. Our new metal tip flux applicator helps make soldering easy. Don't panic if your flux has overheated and turned black ... apply more ... the flux will clean the metal to achieve the perfect flow.

P4KD9S

UNI-4300 Aluminum Repair Kit



COOL BLUE HEAT SINK PASTE

Saves time by eliminating costly disassembly of valves and other components before soldering or brazing. REDUCES DANGER of fire and helps prevent burns. PREVENTS DAMAGE to heat-sensitive materials, such as rubber, plastic, textiles, wood, glass, etc.

Part No.

Description

91861

11oz. Tube with Flip Top



SOLDER, FLUXES, BRUSHES & ACCESSORIES

SILVER SOLDER (Lead & Cadmium Free)

Part No.	Weight	Description	Silver	Copper
Silvaloy 450				
General purpose filler metal for joining ferrous, non-ferrous and dissimilar metals with large joint clearance.				
98000 (76310)	1 oz.	1/16" Dia.	45%	30%
98002	5 oz.	1/16" Dia.	45%	30%
Silvaloy 452 (Blue) Flux Coated				
98100 (76224)	4 oz.	1/8"x18"	45%	27% Orange
(Blue) Best general filler metal available. Great for stainless face corrosion. Nickel content provides superior adhesion to base metal surfaces.				
98110 (White)	4 oz.	1/8" x 18"	50%	20% Flux Coated
99076 (Blue)	8 Rods	.075"x 20"	50%	20% Flux Cored
98072 (Blue)	5 oz.	1/16" Dia.	50%	20%
98070 (Blue)	1 oz.	1/16" Dia.	50%	20%
Silvaloy 560				
(Yellow) Lowest temperature, Cadmium-free filler metal, very fluid alloy flow.				
98120 (Orange)	4 oz.	1/8"x18"	56%	22% Flux Coated
98062 (Yellow)	5 oz.	1/16" Dia.	56%	22%
98060 (Yellow)	1 oz.	1/16" Dia.	56%	22%
Sil-Fos 15				
Best alloy for general copper-copper brazing in the Sil-Fos family. For brass applications flux is recommended. Slow flow.				
95150 (61035)	1 lb.	.050"x 20"	15%	80%
95177 (61039)	8 Rods	.050"x 20"	15%	80%
Sil-Fos 5				
Designed primarily for those applications where close fit-ups cannot be maintained. It has the ability to fill gaps & form fillets w/o adversely affecting joint strength. Slow flow.				
95060 (41035)	1 lb.	.050"x 20"	5%	89%
Fos Flo				
An economical, very fluid medium temperature filler metal for use with copper, brass & bronze. Withstands moderate vibration. Fast flow.				
95000 (21035)	1 lb.	.050x20"	0%	92.8%
97030	Handy Flux All-purpose, low temp. flux for brazing both ferrous & non-ferrous metals & alloys. Temp. protection up to 1600°F. 7 oz. jar			
97000	Handy Flux Type TEC Widely used soldering flux provides excellent performance for applications in the 400° - 800°F range. Recommended for soldering stainless. 4 oz. squeeze bottle			
75108	Silvabrite Paste Flux General purpose solder flux provides temperature protection up to 550°F. 4 oz. jar			
96010	Silvabrite 6 Lead-free, silver bearing (6%) high strength solder for applications requiring large joint clearances. 1/8" Dia. 1 lb. spool			
56761	Silvabrite 100 Silver-bearing solder (4% Cu, 95.5% Sn, 0.5% Ag) used in potable water system applications requiring no lead. 1/8" Dia. 1 lb. spool			

Call For
Current Pricing



Coiled
Solder



Rod
Solder



Flux and Alloy All
in One ...
Joins Aluminum-to-
Aluminum &
Aluminum-to-Copper
Contains less Zinc
(78%) making it
more compatible
with aluminum.
AL822

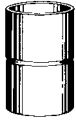


Spool
Solder

WROT COPPER FITTINGS & TUBING

CHARGING
RECOVERY
WELDING

COUPLING w/Stop



Part No.	OD Size
W1001	3/16
W1003	1/4
W10142	5/16
W1009	3/8
W1017	1/2
W1022	5/8
W1028	3/4
W1034	7/8
W1047	1 1/8

COUPLING - REDUCING



Part No.	OD Size
W1004	1/4 x 3/16
W1011	3/8 x 1/4
W1019	1/2 x 3/8
W1023	5/8 x 1/2
W1037	7/8 x 1/2
W1029	3/4 x 5/8
W1035	7/8 x 3/4
W1049	1 1/8 x 7/8

ELBOW-90°



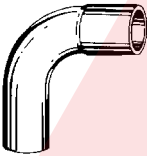
Part No.	OD Size
W2715	1/4 (lg tm)
W2716	3/8 (lg tm)
W2717	1/2 (lg tm)
W2722	5/8 (lg tm)
W2728	3/4 (lg tm)
W2734	7/8 (lg tm)
W2017	1/2 (close)
W2023	5/8 (close)
W2028	3/4 (close)
W2034	7/8 (close)
W2047	1 1/8 (close)

TEE



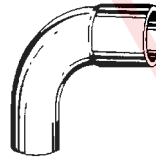
Part No.	OD1	OD2	OD3
W40300	3/16	3/16	3/16
W40306	1/4	1/4	1/4
W40313	5/16	5/16	5/16
W4000	3/8	3/8	3/8
W4001	1/2	1/2	1/2
W4006	5/8	5/8	5/8
W4017	3/4	3/4	3/4
W4031	7/8	7/8	7/8
W4048	1 1/8	1 1/8	1 1/8

90° STREET ELLS LONG RADIUS



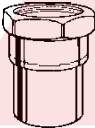
Part No.	O.D. Tube Size
W2817	1/2
W2822	5/8
W2828	3/4
W2834	7/8

90° STREET ELLS SHORT RADIUS



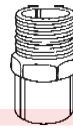
Part No.	O.D. Tube Size
W2321	1/2
W2326	5/8
W2330	3/4
W2334	7/8
W2344	1 1/8

COPPER FEMALE ADAPTOR



Part No.	Size
W01231 (9603-10)	5/8" x 1/2"
W01230 (9603-1014)	5/8" x 3/4"
W01246 (9603-14)	7/8" x 3/4"

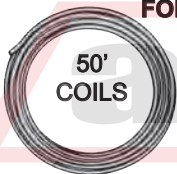
COPPER MALE ADAPTOR



Part No.	Size
W01131 (9604-10)	5/8" x 1/2"
W01130 (9604-1014)	5/8" x 3/4"
W01146 (9604-14)	7/8" x 3/4"

COPPER REFRIGERATION TUBING FOR GAS, WATER AND REFRIGERANT

DEHYDRATED & ENDS SEALED FOR
REFRIGERATION EQUIPMENT



50'
COILS

Prices Are
For
Reference Only

Part No.	OD	Lgth	Wall
AC14	1/4	50	030
AC56	5/16	50	032
AC38	3/8	50	032
AC12	1/2	50	032
AC58	5/8	50	035
AC34	3/4	50	035
AC78	7/8	50	035

Self Flare Fittings

Ebrilsmart

Slide on bushing - tapered end toward nut. Connect to fitting. Hand tighten, mark, tighten 1 1/2 turns with common wrench.

Suitable for all refrigerants HCFC, HFC, HC

Part No	Size
ES12	1/2"
ES14	1/4"
ES38	3/8"
ES58	5/8"



PIPE INSULATION, TUBING & BRASS FITTINGS

TUBE & PIPE INSULATION STANDARD 6 FT. LENGTHS



3/8" THICK WALL

Part No.	ID
RT38012	1/2
RT38058	5/8
RT38034	3/4
RT38078	7/8
RT38118	1 1/8

1/2" THICK WALL

Part No.	ID
RT12012	1/2
RT12058	5/8
RT12034	3/4
RT12078	7/8
RT12118	1 1/8

ALUMINUM TUBING FOR GAS RANGES

DEAD SOFT IN 50 FT. COILS

Part No.	OD
ALT18	1/8
ALT316	3/16
ALT14	1/4
ALT516	5/16
ALT38	3/8
ALT716	7/16

DEAD SOFT IN 5 FT. COILS



Part No.	OD
11-291	1/8
11-292	3/16
11-293	1/4
MA-AT3805	3/8

SOFT CLEAR VINYL TUBING

Non Toxic FDA Approved for Drinking Water. 100 FT. Coils

Part No.	ID
PT316	3/16
PT416	1/4
PT616	3/8
PT816	1/2
PT1016	5/8
PT1216	3/4

BRASS FITTINGS

COMPRESSION SLEEVE

Part No.	Tube
00060-02 (60-2)	1/8"
00060-03 (60-3)	3/16"
00060-04 (60-4)	1/4"
00060-05 (60-5)	5/16"
00060-06 (60-6)	3/8"
00060-07 (60-7)	7/16"
00060-08 (60-8)	1/2"
00060-10 (60-1)	1/8"



COMPRESSION REDUCING UNION

Part No.	Tube
00082-0604 (62R-64)	3/8" X 1/4"
00082-0806 (62R-86)	1/2" X 3/8"
00082-1006 (62R-106)	5/8" X 3/8"
00082-1008 (62R-108)	5/8" X 1/2"



COMPRESSION NUT

Part No.	Tube
00061-02 (61-2)	1/8"
00061-03 (61-3)	3/16"
00061-04 (61-4)	1/4"
00061-05 (61-5)	5/16"
00061-06 (61-6)	3/8"
00061-07 (61-7)	7/16"
00061-08 (61-8)	1/2"
00061-10 (61-10)	5/8"



COMPRESSION TEE

Part No.	Tube
00064-04 (64-4)	1/4"
00064-05 (64-5)	5/16"
00064-06 (64-6)	3/8"
00064-08 (64-8)	1/2"
00064-10 (64-10)	5/8"



COMPRESSION ELBOW

Part No.	Tube
00065-04 (65-4)	1/4"
00065-05 (65-5)	5/16"
00065-06 (65-6)	3/8"
00065-08 (65-8)	1/2"



COMPRESSION UNION

Part No.	Tube
00062-02 (62-2)	1/8" OD
00062-03 (62-3)	3/16" OD
00062-04 (62-4)	1/4" OD
00062-05 (62-5)	5/16" OD
00062-06 (62-6)	3/8" OD
00062-08 (62-8)	1/2" OD
00062-10 (62-10)	5/8" OD
00062-14 (62-14)	7/8" OD



COMPRESSION X FEMALE REDUCING UNION

Part No.	Comp x FIP
00066-0302 (66-3A)	3/16" x 1/8"
00066-0402 (66-4A)	1/4" x 1/8"
00066-0404 (66-4B)	1/4" x 1/4"
00066-0604 (66-6B)	3/8" x 1/4"
00066-0606 (66-6C)	3/8" x 3/8"
00066-0608 (66-6D)	3/8" x 1/2"



BRASS FITTINGS

COMPRESSION X MALE REDUCING UNION



Part No.	Comp X MIP
00068-0202 (68-2A)	1/8" x 1/8"
00068-0302 (68-3A)	3/16" x 1/8"
00068-0402 (68-4A)	1/4" x 1/8"
00068-0404 (68-4B)	1/4" x 1/4"
00068-0406 (68-4C)	1/4" x 3/8"
00068-0408 (68-4D)	1/4" x 1/2"
00068-0504 (68-5B)	5/16" x 1/4"
00068-0602 (68-6A)	3/8" x 1/8"
00068-0604 (68-6B)	3/8" x 1/4"
00068-0606 (68-6C)	3/8" x 3/8"
00068-0608 (68-6D)	3/8" x 1/2"
00068-0806 (68-8C)	1/2" x 3/8"
00068-0808 (68-8D)	1/2" x 1/2"
00068-1008 (68-10D)	5/8" x 1/2"
00068-1012 (68-10E)	5/8" x 3/4"
00068-1412 (68-12E)	7/8" x 3/4"

FLARE NUTS FOR LIGHT DUTY



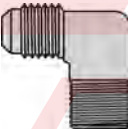
Part No.	Tube
04014-04 (N1-4)	1/4"
04014-06 (N1-6)	3/8"
04014-08 (N1-8)	1/2"
04014-10 (N1-10)	5/8"

FLARE REDUCING UNIONS



Part No.	Tube
04056-0604 (UR2-64)	3/8" x 1/4"
04056-0806 (UR2-86)	1/2" x 3/8"

FLARE X MIP ELBOWS & REDUCING UNIONS



Part No.	Flare x MIP
04049-0402 (E1-4A)	1/4" x 1/8"
04049-0404 (E1-4B)	1/4" x 1/4"
04049-0604 (E1-6B)	3/8" x 1/4"
04049-0606 (E1-6C)	3/8" x 3/8"
04049-0608 (E1-6D)	3/8" x 1/2"
04049-0806 (E1-8C)	1/2" x 3/8"
04049-0808 (E1-8D)	1/2" x 1/2"

MALE FLARE X MALE FLARE ELBOWS



Part No.	Tube
04055-04 (E2-4)	1/4"
04055-06 (E2-6)	3/8"
04055-08 (E2-8)	1/2"

FLARE PLUGS



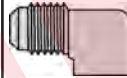
Part No.	Tube
04039-06 (P2-6)	3/8"
04039-08 (P2-8)	1/2"
04039-10 (P2-10)	5/8"

COMPRESSION X MIP ELBOWS & REDUCING ELBOWS



Part No.	Comp x MIP
00069-0302 (69-3A)	3/16" x 1/8"
00069-0402 (69-4A)	1/4" x 1/8"
00069-0404 (69-4B)	1/4" x 1/4"
00069-0604 (69-6B)	3/8" x 1/4"
00069-0606 (69-6C)	3/8" x 3/8"
00069-0608 (69-6D)	3/8" x 1/2"
00069-0806 (69-8C)	1/2" x 3/8"
00069-0808 (69-8D)	1/2" x 1/2"

FLARE X FIP ELBOWS & REDUCING ELBOWS



Part No.	Flare x FIP
04050-0404 (E3-4B)	1/4" x 1/4"
04050-0606 (E3-6C)	3/8" x 3/8"
04050-0608 (E3-6D)	3/8" x 1/2"
04050-0808 (E3-8D)	1/2" x 1/2"
04050-1012 (E3-10E)	5/8" x 3/4"

FLARE CAPS




Part No.	Tube
04040-04 (N5-4)	1/4"
04040-06 (N5-6)	3/8"
04040-08 (N5-8)	1/2"
04040-10 (N5-10)	5/8"

FORGED FLARE NUTS FOR HEAVY-DUTY REFRIGERATION



Part No.	Tube
04018-04 (NS4-4)	1/4"
04018-06 (NS4-6)	3/8"
04018-08 (NS4-8)	1/2"
04018-10 (NS4-10)	5/8"

FLARE X MIP BRANCH TEES



Part No.	Flare x MIP
04045-0606 (T1-6C)	3/8" x 3/8"

FLARE TEES

Part No.	Tube
04044-04 (T2-4)	1/4"
04044-06 (T2-6)	3/8"
04044-08 (T2-8)	1/2"



ICE MAKER ADAPTER FEMALE HOSE X COMPRESSION



- Brass
- Includes hose washer

Part No.	Size
65444	3/4" FHT x 1/4" Comp.
65445	3/4" FHT x 3/8" Comp.

FITTINGS
INSTALLATION

BRASS & BLACK IRON FITTINGS

MALE FLARE X MIP UNIONS & REDUCING UNIONS



Part No.	Flare x MIP
04048-0404	(U1-4B) 1/4" x 1/4"
04048-0406	(U1-4C) 1/4" x 3/8"
04048-0604	(U1-6B) 3/8" x 1/4"
04048-0606	(U1-6C) 3/8" x 3/8"
04048-0608	(U1-6D) 3/8" x 1/2"
04048-0806	(U1-8C) 1/2" x 3/8"
04048-0808	(U1-8D) 1/2" x 1/2"
04048-1008	(U1-10D) 5/8" x 1/2"

FLARE UNIONS



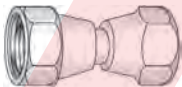
Part No.	Tube
04042-04	(U2-4) 1/4"
04042-06	(U2-6) 3/8"
04042-08	(U2-8) 1/2"

MALE FLARE X FIP UNIONS & REDUCING UNIONS



Part No.	Flare x FIP
04046-0404	(U3-4B) 1/4" x 1/4"
04046-0606	(U3-6C) 3/8" x 3/8"
04046-0608	(U3-6D) 3/8" x 1/2"
04046-0806	(U3-8C) 1/2" x 3/8"
04046-0808	(U3-8D) 1/2" x 1/2"

FORGED FLARE SWIVEL CONNECTOR



Part No.	Tube
04070-04	(US4-4) 1/4"
04070-06	(US4-6) 3/8"
04070-08	(US4-8) 1/2"

DELTRIN COMPRESSION SLEEVE (For Plastic Tubing)

- Plastic

Part No.	Tube
00560-04	1/4"
00560-06	3/8"
00560-08	1/2"



TUBE INSERT (For Plastic Tubing)

- Brass

Part No.	Tube
00561-04	1/4"
00561-06	3/8"
00561-08	1/2"
00561-10	5/8"



SQUARE HEAD PLUG

Part No.	Ref.	Size
3539608989	78293	1/2"
3539612989	78294	3/4"



90° ELBOW

Part No.	Ref.	Size
3523508089	78232	1/2"
3523512129	78233	3/4"



45° ELBOW

Part No.	Ref.	Size
3529008089	78248	1/2"
3529012129	78249	3/4"



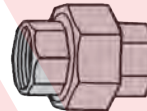
90° STREET ELBOW

Part No.	Ref.	Size
3525408089	78242	1/2"
3525412129	78243	3/4"

STRAIGHT BANDED COUPLING



Part No.	Ref.	Size
3516508089	78268	1/2"
3516512129	78270	3/4"



SEAT UNION

Part No.	Ref.	Size
3565708089	78300	1/2"
3565712129	78301	3/4"



TEE

Part No.	Ref.	Size
3546008080	78252	1/2"
3546012120	78253	3/4"



CAP

Part No.	Ref.	Size
3515408989	78261	1/2"
3515412989	78262	3/4"



NIPPLES (Schedule 40)

Part No.	Ref.	Size
6818708249	78317	1/2" x 1/2"
6818708329	78318	1/2" x 2"
6818708369	78319	1/2" x 2 1/2"
6818708389	78320	1/2" x 3"
6818712249	78333	3/4" x 1/2"
6818712329	78334	3/4" x 2"
6818712369	78335	3/4" x 2 1/2"
6818712389	78336	3/4" x 3"

CLOSE NIPPLES

Part No.	Ref.	Size
6818708489	78316	1/2"
6818712489	78332	3/4"

Other Sizes Available



BLACK STEEL NIPPLE PACK

Part No.	Ref.	Size
6818708999	78498	1/2"
6818712999	-	3/4"
6818716999	-	1"



QUICK CONNECT FITTINGS

Quick Push Connector to Refrigerant Line No Tool, No Brazing, No Torque



Application

- Flame Free Fittings for connecting Refrigerant lines
- Refrigerants : R22, R134a, R410a, R507, R600, R290, R32
- Maximum Working Pressure : 870psig (60bar)
- Temperature Range : -40°C ~ 120°C
- Annual Leakage : 1.5g/yr ↓

Features

- The Specific Design of ESSEN Innovation Fittings
- Push to Connect Type Copper & Aluminum
- Leak-Proof Double Rubber Sealing Type
- Robust Brass Body Design
- Exact Insertion Depth with Line Marker
- May be Removed With Disconnect Clips

SBC



SBE



SBF



SBE45



Mark the Line
(Push guide-
line)

SBLM1458




SBDC1458

Release



SBLMDC3478



FITTINGS
INSTALLATION

Part No.	Description
SBC14	1/4" Union
SBC38	3/8" Union
SBC12	1/2" Union
SBC58	5/8" Union
SBC34	3/4" Union
SBC78	7/8" Union
SBE14	1/4" Elbow
SBE38	3/8" Elbow
SBE12	1/2" Elbow
SBE58	5/8" Elbow
SBE34	3/4" Elbow
SBE78	7/8" Elbow
SBCR3814	1/4" to 3/8" Reducer
SBCR1238	3/8" to 1/2" Reducer
SBCR5812	1/2" to 5/8" Reducer
SBER3814	1/4" to 3/8" Elbow Reducer
SBER1238	3/8" to 1/2" Elbow Reducer
SBER5812	1/2" to 5/8" Elbow Reducer
SBF14	1/4" FLARE
SBF38	3/8" FLARE
SBF12	1/2" FLARE
SBF58	5/8" FLARE
SBE4514	1/4" 45° Elbow
SBE4538	3/8" 45° Elbow
SBE4512	1/2" 45° Elbow
SBE4558	5/8" 45° Elbow
SBDC1458	1/4"- 5/8" Disconnect Clips
SBLM1458	1/4"- 5/8" Line Marker
SBLMDC3478	3/4"- 7/8" Disconnect Clips w/ Line Marker

COPPER JOINING PRODUCTS & ACCESSORIES

HVAC SUPER PRO COMBO PACK

- Ideal for bonding copper, aluminum and brass in any combination
- Bonds dissimilar metals
- Compatible with ALL refrigerants
- Formulated to exceed the requirements for R-410A refrigerant & POE oils
- Vibration tested for HVAC & Refrigeration applications
- Maximum pressure > 850 psi
- Bonds in 3-5 minutes
- 1 bottle = 200 bonds (5/8" tube)
- Non-toxic



HS32098 Super Pro Combo Pack

INSTANT HVAC/R PATCH



A space-age bonding system that seals holes, cracks and leaks. The right patch for leaks in all HVAC/R tubing and equipment.

No toolbox is complete without it!

- Repairs are made in a minute!
- Safe to use with all refrigerants
- Rated at 350 psi, 200°F
- Non-toxic
- Should only be used on the low pressure side of systems



Use for copper tubing, aluminum tubing, micro coils, aluminum and copper coils, curved surfaces, steel & pvc condensate drains, condensate pans and lines.

HS32032 Instant HVAC/R Patch

ABRASIVE CLOTH

Handy Plumbers Roll • Grade # 1 Sand Cloth



- 120 Grit
- 10 Yards
- Cleans Faster
- Lasts Longer
- Handles Easier
- Completely Water Resistant

SA12 (70164)

ACID BRUSH



70210

Used for application of solder pastes, flux, teflon solvents.

THERMO-TRAP®



Has an extremely high capacity for absorbing heat. Applied to the metal working surface between the area being heated and the material to be protected, Thermo-Trap soaks up heat and reduces heat transfer.

4371-32 Qt. Spray Bottle

4371-36 11 oz. Tube



GAS CONNECTORS & FITTINGS

STAINLESS STEEL FLEXIBLE CONNECTORS



Coated*
Heavy-duty, antimicrobial
hot-dipped gray PVC

3/8 OD with 1/2" FIP X 1/2" MIP (tapped 3/8" FIP) Fittings

Part No.	Ref. No.	Length	Part No. Coated*
10-3132-12	3BFF12	12"	10-3132-12C
10-3132-18	3BFF18	18"	10-3132-18C
10-3132-24	3BFF24	24"	10-3132-24C
10-3132-30	3BFF30	30"	10-3132-30C
10-3132-36	3BFF36	36"	10-3132-36C
10-3132-48	3BFF48	48"	10-3132-48C
10-3132-60	3BFF60	60"	10-3132-60C
10-3132-72	3BFF72	72"	10-3132-72C

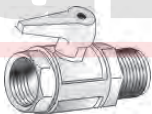
1/2 OD with 1/2" FIP X 1/2" MIP (tapped 3/8" FIP) Fittings

Part No.	Ref. No.	Length	Part No. Coated*
20-3132-12	4BFF12	12"	20-3132-12C
20-3132-18	4BFF18	18"	20-3132-18C
20-3132-24	4BFF24	24"	20-3132-24C
20-3132-30	4BFF30	30"	20-3132-30C
20-3132-36	4BFF36	36"	20-3132-36C
20-3132-48	4BFF48	48"	20-3132-48C
20-3132-60	4BFF60	60"	20-3132-60C
20-3132-72	4BFF72	72"	20-3132-72C

7/8 OD with 1/2" FIP X 1/2" MIP (tapped 3/8" FIP) Fittings

Part No.	Ref. No.	Length	Part No. Coated*
30-3132-12	7BFF12	12"	30-3132-12C
30-3132-18	7BFF18	18"	30-3132-18C
30-3132-24	7BFF24	24"	30-3132-24C
30-3132-30	7BFF30	30"	30-3132-30C
30-3132-36	7BFF36	36"	30-3132-36C
30-3132-48	7BFF48	48"	30-3132-48C
30-3132-60	7BFF60	60"	30-3132-60C
30-3132-72	7BFF72	72"	30-3132-72C

Brass Flare Gas Valves Flare x FIP




Part No.	Flare x MIP
60001	3/8" x 1/2"
60003	1/2" x 1/2"
60031	5/8" x 1/2"
60030	1/2" x 3/4"
60005	5/8" x 3/4"

Brass Gas Valve FIP x FIP



Part No.	FIP x FIP
GC12	1/2" x 1/2"
GC34	3/4" x 3/4"
60013	1" x 1"

Brass Flare Fitting Flare x MIP



Part No.	Flare x MIP
62730	5/8" x 1/2"
62731	5/8" x 3/4"
(Tapped 3/8" FIP)	
62744	3/8" x 3/8"
(Tapped 1/8" FIP)	
62745	3/8" x 1/2"

ZOOM SPOUTS & HOUSEHOLD CLEANERS

"RUST BUSTER"

Quickly loosens rusted bolts, screws, shafts, piping and all types of "frozen" connections. Comes with 14" telescoping spout.

PCRB75 (MO44)



"ZOOM SPOUT OILER"

Zoom Spout Oiler contains 4oz. of high grade turbine oil. Comes with 14" telescoping spout for those hard to reach places.

Parts
Connect®
PCZS75



STAINLESS STEEL MAGIC

Streak-free formula leaves a showroom shine plus a protective barrier to help resist fingerprints and water spots. Makes cleaning quick and easy, keeping surfaces looking better longer. Works great on aluminum and chrome surfaces too!



Part No.	Description
SS22	(3055) 14 oz. Trigger Spray
SS64	(3062)

GOO GONE



Removes chewing gum, grease, tar, stickers, labels, tape residue, oil, blood, lipstick, mascara, shoe polish, crayon and bumper stickers. Works on carpets, upholstery, clothing, wood, cement, metal and plastic.

GG12 (2087) 8 oz.

COOK TOP MAGIC

Specially formulated for effective cleaning of glass, ceramic and porcelain cooktops. Cuts through tough grease & removes burnt on deposits without scratching, leaving a streak-free shine. Regular use will help keep cooktop easy to clean and looking new! Also great for porcelain. Works on all ceramic smoothtop surfaces

CT12 (3061)



ALL PURPOSE CLEANER

Tackles the most challenging problems on virtually any surface. It can be used full strength or diluted to make up to 12 gallons of general-purpose cleaner. It's biodegradable, non-toxic and non-irritating. Stove-tops to driveways, from bathrooms to countertops.

GG66 (2195)
24 oz. Trigger Spray



LUBRICANTS & RUST DISSOLVERS

WD-40 MULTI-PURPOSE - A computer age product prevents rust, corrosion, lubricates, penetrates, displaces moisture.

<u>Part No.</u>	<u>Description</u>
10000 (40301)	Sprayer
110108*	3 oz.
110054*	8 oz.
110078*	11 oz.
10110	Gallon
300103*	Gel Lube 10 oz.
300012*	Silicone Quick Dry 11 oz.

*Smart Straw Cans



INDUSTRIAL LUBRICANT

A unique concentrate formula containing micron-sized particles of P.T.F.E.

- Penetrates inaccessible areas to displace contaminants • NSF registered, H2 rated
- Lubricates with oils, additives, and Teflon® to reduce friction and increase part life
- Protects against moisture and corrosion damage; displaces moisture to prevent icing; inhibits rust formation and corrosive build-up
- Rejects dirt, dust, sand and other abrasive particles
- Resists rust and corrosion, even under extreme conditions
- Effective from -60°F to 475°F • Keeps equipment running longer
- Reduces costly breakdowns caused by worn and dirty parts



<u>Part No.</u>	<u>Description/Size</u>
TF20025	Aerosol - 6 oz.
TF20027	Aerosol - 12 oz.

CHEMICALS

LITH-EASE

A high quality, multipurpose white lithium grease. It has superior film strength, excellent water and heat resistance, and good corrosion protection properties. It performs in all weather and temperatures. A superior lubricant for pumps, bearings or shafts where washing solutions might be evident.

WL-1 (17-130) 1½ oz.



SIL-GLYDE

Weather-proof - won't wash out, freeze, gum or melt. -20° to +400°

SG-2
(70132)
1½ oz.



FOOD-GRADE SILICONE

FDA approved non-stick lubricant. Food Grade Silicone sprays a perfect non-stick surface on ice machine surfaces, vending machines, coin slots, hot plates, slicing machines, and other food processing and packaging equipment. An excellent lubricant that prevents binding and sticking.

4084-03
15¼ oz.



COIL CLEANERS

PORT-A-BLASTER® COIL CLEANING MACHINE

Makes coil cleaning easy. This professional, lightweight, coil cleaning machine blasts dirt from evaporator and condenser coils using a patented, pressure activated pump. Two pressure settings deliver low pressure for indoor evaporator coils and high pressure for outdoor condenser coils up to 140 PSI. Compact yet tough, has a rugged housing for extreme durability, but weighs only 11 lbs. Makes it easy to use and carry. Plus, all included accessories (trigger sprayer, wand/ nozzle, and hoses) are conveniently stored in an on-board compartment.

ZPB140

- Volts 120 VAC
- Watts 80 W
- Flow Rate .025 GPM
- Max. Pressure 140 PSI
- Weight 11 lbs
- Size 12"H x 7"W x 11.5" L
- Handle 1.5"W



ICE AWAY EVAPORATOR COIL DEFROSTER

Take the work-arounds out of thawing frozen evaporator and ice machine coils. Steam it away with the Ice Away Evaporator Coil Defroster. This portable time-saver uses high temperature and pressure steam and keeps plastic parts intact.

- Chemical free and safe
- Automatic heating control generates continuous steam
- Spray nozzle extension with various nozzles for hard to reach places
- Funnel and measuring cup for easy refill
- Nylon brush attachment for equipment cleaning
- Shuts off when empty
- Keeps plastic equipment parts intact



DFSTEAMER

VAPCO COIL CLEANERS



BRITE ALUM CONDENSER COIL CLEANER

- Acid Based
- Heavy Foaming

An acid based condenser coil cleaner that cleans and brightens with deep penetrating, heavy foaming action. Formulated especially to remove scale, oxides, and contaminants. Coils are left with like-new appearance.

<u>Part No.</u>	<u>Size</u>
BA-1 (6600-1)	1 Gal.
BA-5 (6600-5)	5 Gal.



FOAMINATOR COIL CLEANER

- Premium Alkaline Based
- Reduced Fuming and Odorless
- Cleans Thick Coils
- USDA Rated

The UNIQUE premium alkaline based coil cleaner. Penetrates deeply into the thickest coils while creating a dense, heavy foam that pushes the contaminants and oxides to the surface so they can be easily rinsed away. Dissolves and disperses grease like no other. Provides greater safety for service personnel during application. Reduced fuming and odorless. No burning sensation during application. Biodegradable & Phosphate Free.

<u>Part No.</u>	<u>Size</u>
FM-1 (6601-1)	1 Gal.
FMA-1	18 oz aerosol
FM-5 (6601-5)	5 Gal.



CHEMICALS



HP CLEANER EVAPORATOR COIL CLEANER

- USDA Rated
- No Rinse

Professional strength highly alkaline detergent coil cleaner that quickly dissolves built-up dirt, greases, nicotine, lint, etc. Use on electronic air filters, evaporator coils, ventilation and exhaust systems, concrete floors, cooling towers, refrigerators, tools, etc. Requires rinsing on all except evaporators.

<u>Part No.</u>	<u>Size</u>
HP-1 (6607-1)	1 Gal.
HP-5 (6607-5)	5 Gal.



SUPER CONCENTRATES

No Hazmat shipping fees. Reduced freight costs (17 lbs. less wt/cs). Smallest Packaging: 52% less space. 1 Quart makes 2 gallons of ready to use (R.T.U.) coil cleaner. Save space, save money. Green: Biodegradable, smaller carbon footprint, environmentally friendly.



<u>Part. No.</u>	<u>Description</u>
FMG-1Q (6602)	Foaminator
HPG-1Q (6608)	HP Cleaner



POWDER coil cleaners!

- Space Saving!
 - No Hazmat Fee for Shipping!
 - Same Cleaning Power
 - Mix directly in your sprayer!
 - One Bag of Powder Per One Gallon of Water In Sprayer!
- Users will love the convenience of Vapco's powdered coil cleaners!

FOAMINATOR™ P:

Alkaline based coil cleaner. Biodegradable and Phosphate free.



FMP-1
(P400)
8 oz.

X FACTOR™ P:

Non-acid evaporator cleaner. Literally destroys odors and the bacteria that causes them.



XFP-1
(P402)
8 oz.

VAPCO CHEMICALS

Foaming Cooling Coil Cleaner

- Non Acid
- Non-fuming
- USDA Rated
- Deodorizes

Dissolves dirt and grease so they can be easily washed away with condensate. No rinsing needed. Sprays from any angle. Cleans & deodorizes without oxidization problems.

FCC-1 (5390)
18 oz Can 12/Case



BLOWOUT

Blows away lint, dirt and dust with a BLAST of super compressed gas and solvent. Knocks out grease without rinsing. Specially formulated evaporation rate allows BLOWOUT to dry quickly dissolving dirt and grease, leaving no mess. Excellent for restaurants where rinsing is not possible.

BLO-1 (5980)
20 oz Can 12/Case



WASP-A-WAY Wasp & Hornet Spray

EPA registered, high dielectric nonchlorinated wasp and hornet spray. This product sprays 15 to 20 feet and can be used indoors (attics and other places where nests are built) or outdoors on hornet, wasp and yellow jacket nests. Product should be applied in the evening after all the insects have returned to the nest. Dielectric strength is 40.1 KV.

WAW-1 20 oz Can



BIRD DOG

- Super Sensitive
- Oxygen Safe
- Locates even the smallest leaks
- Bubbles last up to 20 x longer

Bird Dog's advanced super sensitive formula finds leaks that the competition can't.

Part No.	Size
DOG-1/2P (6632-8)	8 oz.
DOG-1Q (6632-Q, 4182-24)	32 oz.



NO SWEAT

- Easy to Use
- Non-flammable
- Eliminates Condensation

No Sweat is an aerosol spray-on insulation specifically developed for cold water pipes, refrigeration and air conditioning lines, duct work, etc. to stop sweating and dripping problems. No coating (modified acrylic) filled with millions of tiny air cells which shut out warm moist air preventing condensation from forming.

NS-1 (4297-75) 18 oz Can



MEAN GREEN

A high solids, pressure sensitive adhesive that is versatile and easy to use. Has instant tack and strong bond that resists heat, cold and moisture. It's wide lace or web type spray pattern provides a low soak-in so more adhesive remains on the surface where it is needed.

MEAN GREEN:

- Pressure Sensitive
- Nonflammable Strong Bond
- Convenient
- Instant Tack
- DOT 39 NRC Compliant
- Wide, Web Like Spray Pattern

Part No.	Description
MGA-1	18 oz Can, Covers 150 ft ²
MG-SC	Small 15# cylinder
MG-LC	Large 40# cylinders
SPR-LG	Spray Tool



VAPCO CHEMICALS



ICE MACHINE SANITIZER FOR SANITIZING FOOD CONTACT SURFACES:

For use on precleaned, hard, nonporous food contact surfaces including plastic and other hard, nonporous cutting boards and chopping blocks, counter tops, tables, food preparation surfaces, cooking and eating utensils, and drinking glasses. For heavily soiled areas, remove gross food particles by preflush, prescrape and presoak when necessary. Wash thoroughly with detergent or compatible cleaner, then rinse with potable water prior to application of sanitizing solution. **IMS-16OZ**

NICKEL SAFE

Non-foaming, non-fuming cleaner that quickly removes scale from stainless steel and nickel-plated steel. Contains a blend of organic and inorganic acids that removes the lime scale, while inhibitors minimize corrosion.



<u>Part No.</u>	<u>Size</u>
NGC-1/2P (6662-8, 4287-34)	8 oz.
NGC-1 (6662-1, 4287-08)	1 Gal.

ICE MACHINE CLEANER



A non-foaming, non-fuming, stainless steel safe cleaner that quickly removes lime scale from ice-making equipment. Improves ice capacity and quality by removing built-up scale. Formulated for commercial applications. Also recommended for soft drink vending machine dispensers, coffee makers, coffee urns and humidifiers. USDA rated.



<u>Part No.</u>	<u>Size</u>
IMC-1/2P (6660-8)	8 oz.
IMC-1 (6660-1)	1 Gal.

FOAMING COIL CLEANER PLUS A POWERFUL DISINFECTANT

Not only an evaporator coil cleaner, but it also disinfects against pathogenic fungi while killing Legionella pneumophila. Cleans evaporator coils while eliminating dirty sock syndrome at the same time. EPA approved disinfectant for use against SARS-CoV-2 (COVID-19). Kills similar viruses and therefore can be used and is EPA approved against monkeypox virus when used in accordance with the directions for use against Canine Parvovirus on hard, non-porous surfaces



FCC-PRO 18 oz. Aerosol

PURGE LINE SET FLUSH

A powerful, environmentally friendly, and economical solvent that is used to flush Air Conditioning and Refrigeration line sets during installs, cleanings, retrofits, change-outs or after burnouts. By seeing the solvents from boiling off too fast, the advanced formula removes more oil and other contaminants than any other flush. In addition to being available as a liquid, it is also available as a canister and flush kit. Flushes a wide variety of particulates from line sets when used such as sludge, carbon residues, acids, oils, and water. It is also ideal for change-outs, compressor burnouts, retrofitting to new refrigerants, and component changes.



<u>Part No.</u>	<u>Size/Description</u>
PRG-1K	1 lb. Aerosol Starter Kit includes: Hose, Gun & Actuator
PRG-1	1 lb. Aerosol - Flushes 3-6 Tons
PRG-2	2 lb. Aerosol - Flushes 5-10 Tons
PRG-16OZ	16 oz. Liquid Purge

CHEMICALS

NU CALGON CHEMICALS

FOAM-BRITE® HIGH FOAMING CONDENSER COIL CLEANER

- Provides for more FOAM than any condenser coil cleaner in the market
- Ultimate CLEANING & BRIGHTENING while it FOAMS
- New chelant-based formula coil cleaning technology for the millennium
- Use it in place of the more dangerous HF acid-based products



4178-08



Cal-Blast®

Condenser coil cleaner quickly dissolves those stubborn, resistive deposits and oils that are found to plug coils, particularly those located in kitchens. It contains a quick-drying solvent with a pleasant scent!

4132-20

Dragon Towels

Lint-free, extremely durable, heavy-duty towels designed to help on any job! Offering maximum absorbency, are solvent resistant and can be used wet or dry for any application. With a 12" x 12.5" wingspan and electric blue color, are a must have on your truck, in your shop or anywhere you need the toughest towel.

- For cleaning hands
- Scrubbing components
- Wiping up solvent and oil based spills
- Cleaning tools
- Absorbing water
- General cleaning

4162-01 100 Count Box

Nu-Calgon
Wholesaler, Inc.



MINI-SPLIT MAINTENANCE KIT

- Easy-to-use kit that contains service and maintenance products
- Includes everything required to clean and service up to 4 mini-splits
- Ensures mini splits are clear and free of dirt and debris

Complete Care Mini-Split Kit includes:

- (2) Tri-Pow'r® HD Aerosol 4371-75
- (2) Gel Tabs™ Mini packs 4185-95
- (1) Clean Guard™ Maintenance Bag 4150-01
- (1) Nu-Calgon service bucket

4151-18



NU CALGON CHEMICALS

Clean Guard, Clean Guard XL and Clean Guard CC

Reusable maintenance bags specifically for use by HVAC contractors to clean wall-mounted mini-splits and ceiling cassette systems with cleaners/disinfectants when the indoor coil and blower require service. Installs in seconds with its use of an industrial grade elastic collar that simply and automatically adjusts around the indoor unit. Simple and quick to use!

The device provides 360-degree coverage to protect overspray on the walls, an integrated drain line and heavy duty design to allow its reuse. For future use, Clean Guard simply needs to be rinsed, dried and stored in the five-gallon bucket used to collect the cleaning solution during service.



<u>Part No.</u>	<u>Description/Application</u>	<u>Approx. Width</u>	<u>Drain Line</u>
4150-01	Clean Guard Up To 12,000 BTU (1 Ton)	50"	8'
4150-02	Clean Guard XL 18,000 To 36,000 BTU (1.5-3 Tons)	62"	10'
4150-03	Clean Guard CC Fits Ceiling Cassette Systems	-	10'

CHEMICALS

PowerZyme™

- Powerful enzymatic formula
- Clears slow moving drain lines. Keeps drains flowing freely
- Prevents clogs and costly overflows
- Eliminates foul and musty odors
- Ideal for A/C condensate pans, drains and evaporator coils
- Perfect for food service and kitchen drains
- Breaks down fats, oils, and grease
- Liquid is heavier than water so will easily pour through standing water
- Thick gel formula clings to vertical surfaces
- Safe for systems and non-corrosive



<u>Part No.</u>	<u>Description</u>	<u>Size</u>
4298-21	PowerZyme™ Liquid	8 Oz
4298-22	PowerZyme™ Liquid	1 Qt
4298-24	PowerZyme™ Gel	1 Qt

Eco-Lyme Biodegradable Descaler

- Significantly safer on metals than competing hydrochloric acid based descalers
- Safe on carbon steel, aluminum, stainless steel and copper
- Readily biodegradable
- Odorless - making it safer to handle
- Low foaming chemistry for added safety

4167-08 Eco-Lyme Biodegradable Descaler 1 Gal.
Larger Sizes Available



NU CALGON CHEMICALS

ViroBlaster™ + PurTabs

PORTABLE ELECTROSTATIC MIST SPRAYER

Designed to quickly, easily, and effectively dispense a variety of cleaners, sanitizers, and disinfectants. The electrostatic method helps the product cling to surfaces much more efficiently than a standard sprayer. Use with Nu-Calgon's EPA registered products to properly clean and sanitize classrooms, offices, living spaces, hotel rooms, medical facilities, and more!



- Quickly and easily sanitize your space with the use of EPA sanitizers and disinfectants
- High atomization density spray and strong electrostatic capabilities for maximum coverage
- Adjustable spray nozzle emits formula at a range from 0-150ml per minute
- Includes rechargeable lithium ion battery
- 30 minutes of run time with a full charge
- Static coverage of over 16 feet
- Effective spray distance of over 9 feet
- Heavy duty translucent bottle with ½ gallon capacity




PurTabs are multi-purpose, effervescent tablets. A powerful, affordable and versatile disinfecting and sanitizing solution.

- Kills SARS-CoV-2 (COVID-19), H1N1, Norovirus, MRSA, TB, and more!
- Several additional virus and bacteria kill claims
- NSF D2 Certified: Food contact surface sanitizer
- Extremely cost effective at less than \$1.00 per ½ gallon
- Use 2 tablets per gallon of water in the ViroBlaster • 200 tablets per jar

<u>Part No.</u>	<u>Description</u>
4780-0	ViroBlaster™ Electrostatic Sprayer
4780-1	Replacement Lithium Ion Battery
4780-2	Replacement Battery Charger
4299-05	PurTabs Disinfecting Tablets 200/Jar

AquaCare™ T65

WATER DEMINERALIZATION CARTRIDGE



- For use with fill water when diluting Nu-Calgon glycols or other hydronic treatment
- Economical and convenient option to pre-blended glycol formulas
- Using high quality water extends life of the glycol in the system
- Demineralized water meets strict water quality requirements by OEMs
- Removes chloride, sulphate and nitrite ions which attack system metals
- Removes scale forming ions that damage components and block heat transfer
- Lowers water conductivity which reduces internal corrosion
- Media changes from blue to beige when resin is spent
- Disposable, billable to the job



4122-01

NU CALGON CHEMICALS

TRICLEAN 2X

RESTORES EFFICIENCY, METAL SAFE, EASY TO USE

- Easy to use. Simply connect to hose, clean, and rinse
- Restores system efficiency by rapidly emulsifying insulating soils from outdoor coil
- A must-have for any clean and check preventative maintenance program
- Cleans where water alone is ineffective
- Metal safe, biodegradable chemistry
- One bottle cleans up to three 5 ton coils
- No sprayer required - eliminating sprayer prep time and cost of sprayer maintenance



4372-24



EVAP POW'R-C

A revolutionary "no rinse" product formulated specifically for indoor cleaning of evaporator coils. It is metal safe and will not harm the metal of evaporator coils. Cleans and emulsifies even the most stubborn soils and deposits. Evap Pow'r-C is highly concentrated. Use ratio 3 parts water to 1 part Evap Pow'r-C.



4168-08

Cal-Green

Clean the condenser unit with an all natural environmentally friendly coil cleaner. This non-foaming, non-toxic cleaner is outstanding for removing dirt and grime which hinders heat transfer. By cleaning the fins with Cal-Green you restore the unit's efficiency while being environmentally responsible. This biodegradable product is free and clear of dyes, fragrances, and masking agents.



4190-08 1 gal.



Evap-Green

Outstanding cleaning ability will quickly remove the dust, dirt and debris that is typically found on evaporator coils. During the cleaning process, dirt, oils and greases are emulsified and are quickly removed from the coil restoring the unit's efficiency. Biodegradable product and does not contain dyes, fragrances, or masking agents.



4191-08 1 gal.

Alka-Brite® Plus

The newest generation of "brown" coil cleaners. It contains NO ACID, but brightens, foams and cleans just as well or better than acid-based products! Alka-Brite is a non-acid, alkaline-based product for brightening and cleaning air cooled condensers. It contains the best available detergents and surfactants to quickly penetrate and remove greasy soils and oxidation...its foaming helps lift greasy soils out of the coil, leaving equipment clean and bright.

4120-08 1 gal.



CHEMICALS

NU CALGON CHEMICALS



Nu-Brite®

From the makers of the first coil cleaner...CalClean, and the first non-acid foaming, brightening coil cleaner...Alka-Brite...now comes the most revolutionary coil cleaner...Nu-Brite, the ACID ALTERNATIVE. A non-acid, alkaline-based product for cleaning and brightening air cooled condensers. It is formulated with the best available foaming detergents and chelants to quickly penetrate and dissolve greasy dirt and grime and foam it right out of the coil. The safer alternative.

Part No.	Size
4291-08	1 gal.
4291-18	18 oz.
4291-05	2½ gal.

CalClean®

A formulation of liquid detergents which contain a perfect balance of surfactants, grease solvents, alkaline cleaners, corrosion inhibitors and water conditioners. Use CalClean for fast and thorough cleaning of evaporator coils, heating coils, window units, air-cooled condensers and permanent air filters.



Part No.	Size
4135-08	1 gal.
4135-06	2½ gal.



Special HD CalClean®

An extra-strong liquid detergent containing surface-active agents, grease solvents, alkaline cleaners, corrosion inhibitors and water conditioners specifically designed for cleaning electronic air filters. Electronic air filters soon become coated with tobacco tars and other deposits that are very difficult to remove with ordinary detergents. Use HD CalClean to rapidly clean dirt, grease, dust and tars from electronic concentrations.



Part No.	Size
4143-08	1 gal.
4143-06	2½ gal.

Tri-Pow'r® HD

HEAVY DUTY ALKALINE DEGREASER, DETERGENT AND DEODORIZER

- For cleaning air-cooled condensers/evaporators, permanent filters, fan blades and more!
- Detergent-Degreaser-Deodorizer
- Ideal for microchannel
- Suitable for any coil design
- Rapid emulsification of grease and grime
- Metal safe - can be used for evaporator no-rinse applications per instructions where ample condensate will self rinse coil



Part No.	Size
4371-75	19 oz. Aerosol
4371-88	1 Gallon



Nu-Blast Condenser Coil Cleaner

A "no rinse required" condenser coil cleaner in a convenient aerosol package. Pleasant odor, non-flammable and non-conductive. No rinse required...cleaning solvent evaporates completely.

4290-75 18 oz Can

NU CALGON CHEMICALS

GREEN CLEAN® Coil Cleaner

ALL PURPOSE CLEANER FOR COILS AND OTHER SURFACES

- Powerful environmentally friendly formula for all purpose cleaning
- Ready-to-use spray bottle or concentrate version
- Approved by the EPA Safer Choice Program
- Safe and non-flammable
- Pleasantly scented
- Green Clean is biodegradable
- Use it everywhere!



Part No.	Size
4186-24	1 Quart Spray
4186-08	1 gal.

AEROSOL EVAP-FRESH



The first cleaner and disinfectant product for evaporator coils in the HVAC/R industry. A ready-to-use, non-abrasive, one-step cleaner and disinfectant for evaporator coils in small air conditioners, commercial air handling equipment, HVAC cooling coils and refrigeration equipment. **4166-75 18 oz. Can**

EVAP FOAM®

A foaming, no-rinse cleaner for cooling coils. Evap Foam "no-rinse" is a high performance, heavy duty detergent, specifically formulated and packaged into a convenient 18 ounce aerosol can. It is made with special surfactants and alkaline cleaner that have been developed into a foaming, no-rinse product. **4171-75 18 oz Can**



Blackhawk®



An expanding foam coil cleaner. Formulated to deeply penetrate the coil, it liquifies to quickly remove grease, grime, or oily soils from deep within the coil. It is safe and problem-free for cleaning evaporator or condenser coils in an occupied building; produces no objectional fumes. It is particularly effective on coils on refrigerators, coolers, and freezers located in restaurants and other commercial establishments. NSF registered. **4127-75 18 oz Can**

DEGREASING SOLVENT EF

A new degreasing solvent, one that is "environmentally friendly" in that it is ozone-safe. It is a volatile solvent that provides effective degreasing & cleaning as well as controlled drying with absolutely no residue. It has a dielectric strength in excess of 26,000 volts. **4083-75 17 oz. Can**



Penetrate HD®

Frees stuck fan blades, blower shafts, pulleys, rusted nuts and bolts - any frozen, rusted, or seized metal part! New low surface tension formula penetrates into the smallest spaces and breaks and dissolves the bonds of rust and corrosion. Lubricates and protects metals with a dielectric strength to 40,000 volts (Low VOC formula for California - 31,000 volts). **61105 12 oz. Can**

CHEMICALS

NU CALGON CHEMICALS



QUICK SEAL PIPE REPAIR

A knitted fiberglass tape that is impregnated with polyurethane resin. Developed for quick, in-the-field repair of leaks. Can be used on both hot or cold water as well as refrigerant applications, and it bonds to all types of pipes. A fast, durable and cost-effective repair product. Unaffected by harsh chemicals and applicable even under water. Classified as safe for potable water by UL in accordance with ANSI/NSF Standard 61.

Part No.	Size
4299-10	2" x 3'
4299-11	4" x 12'



CALCI-SOLVE

Remove scale from lines and clear clogged drains easily, effectively and economically. Unique acid-formulation includes a special inhibitor that coats the inside of pipes with a protective film allowing the acid in Calci-Solve to quickly dissolve calcium, magnesium, sodium, lime, rust and other such elements without harming pipes.

Part No.	Size
4134-24	1 Quart
4134-08	1 Gallon



DRAIN-SOLVE

An alkaline-based drain opener which removes grease, hair, vegetable & other organic materials. Non-fuming (no rotten egg odor). No violent eruptions. Pours through standing water. Does not attack porcelain tubs, sinks, etc. Generates heat when added to water.

Part No.	Size
4165-24	1 Quart
4165-08	1 Gallon



pH-Treat

Specific for the treatment of the condensate water produced by today's high efficiency furnaces. The condensate produced by these furnaces is acidic and must be neutralized prior being put into the drain. • 2.5" X 12" cartridge housing with 3/8" FPT connections

4720-06

- Designed for gravity feed
- Product life about 1 year
- Temperature range 40°F to 100°F
- Pressure range 20-125 psi



Humidi-TREAT HUMIDIFIER TREATMENT KEEP HUMIDIFIERS CLEAN & SCALE-FREE

Designed for humidifiers using up to 25 gallons per day, and will inhibit scale for one season. Install on the water line that supplies water directly to the humidifier. For best results humidifier should have a daily dump of water from the sump to diminish scale forming minerals.



4190-02

Vital-Flo Tankless Water Heater Descaler Kit

Developed for descaling tankless water heaters. Everything needed for descaling is included: pump, two flushing hoses, bottle of Vital-Flo Descaler and a container, complete with a lid and pop-out plug.

4387-01



NU CALGON CHEMICALS

R11-flush Starter Kit

- Flush systems after burn-outs
- Flush line sets in preparation for retrofitting to new refrigerants
- Flush systems before new component installation
- Everything the first time user needs for flushing
- Enough to flush line sets on two 5 ton systems



Part No.	Size
4300-08	Kit - 1 lb. can, hose, gun, valve
4300-09	1 lb. can - Flushes 3-4 tons
4300-11	2 lb. can - Flushes 5-7 tons



Rx11-flush Liquid

A new and improved chemistry that is the next generation in flushing technology. It remains a constant boiling solvent and is now stronger, faster acting and dissolves more oil, moisture and contaminants than any other flush. It is ideal for line sets, burnouts and other flushing requirements. Includes a 19.5 fl. ounce unpressurized can as well as in a Starter Kit, which consists of Rx11-flush Liquid, Rx11-flush Liquid Tank, Rx11-flush 24" Hose, and Rx11-flush Gun.

Part No.	Size
4300-38	Kit
4300-30	19.5 oz. Refill

CHEMICALS



THERMO-TRAP

Heat Absorbing Gel

Solder, Braze or Weld Without Damaging Nearby Sensitive Controls, Gaskets, Fittings or Other Equipment.

- Adheres to all surfaces
- Will not stain work surfaces
- 100% Biodegradable
- Will not melt or run
- Harmless to skin and clothing
- Cleans up easily
- Odorless

Thermo-Trap Gel is a heat sink that has an extremely high capacity for absorbing heat. Applied to the metal working surface between the area to be heated and the material to be protected,

4371-32 32 fl. oz. Spray Bottle

ELECTRICAL CONTACT CLEANER

Cleans, lubricates, and protects electrical contacts. Instant solvent and cleaning action quickly removes greases, dust, and oxidation. Cleans and penetrates surface pores, protects against corrosion. Contains no fluorocarbons (CFC's).

4082-03



PAN SPRAY

Quick & easy-to-use product for sealing all kinds of leaks. Condensate pan cooling tower, swamp cooler, plumbing and pipe fixtures, roofing, flashing, downspout or gutter.



4296-50	White	16 oz. Can
4296-51	Black	16 oz. Can

CLENAIR PRODUCTS



Combat stubborn odors, even those that have built up over time like cigarette or pet odor. Simply place the gel near the source of the odor or in the return duct of the central air system. The best product available for musty basements. Great for smoke and water damage as well as pet odors.

1500D ClenAir Gel 1/2 lb Tub

1600D ClenAir 16 oz Spray



A cherry fragrance odor neutralizing gel. Can be placed in the HVAC system to neutralize odors and improve IAQ. The gel's formula is not an odor mask or perfume. It interacts molecularly with airborne odors and permanently eliminates them. Use 1# per 400 sq ft of room area or per ton of air conditioning capacity.

1800D CherryAir Gel 1/2 lb Tub

1900D CherryAir 16 oz Spray



- Eliminates Odors in HVAC Systems
- Improves Indoor Air Quality
- Unique Self Feeding Box Installs in Return Duct
- Treats All Home or Building Air Through HVAC System
- A True Odor Neutralizer – Not an Odor Mask or Cover-up
- Reduces Indoor Pollutants
- Inhibits Mold & Bacteria Growth as Tested by an Independent Lab
- One Odor-Block treats up to a 3 Ton A/C System
- Lasts Up To Two Months



1502

ClenAir
MANUFACTURING INC.

PurCool® CONDENSATE DRAIN PAN TREATMENT



ClenAir
MANUFACTURING INC.



Part No.	Capacity
1903D	0-3 Tons
2001D	0-5 Tons
2003D	6-10 Tons



Part No.	Capacity
PCG5T	Tablet 0 - 5 Tons
PCG5MS	Strip 0 - 5 Tons

SPRAYERS & ODOR REMOVAL

SPRAY TOWERS

- Translucent white poly tank with funnel top, threaded outlet and safety lock
- 18" poly extension rod with fan tip nozzle
- 42" chemical resistant hose
- Nitride barrel gaskets and check valve
- Poly shut-off with viton gaskets
- Heavy Duty • Poly Wand
- Economical • Acid Resistant



Size	Part No.
1 gallon	20010
2 gallon	20020



THE "TOMMY-GUN"



Compressed air sprayer made from high pressure impact polyethylene. Equipped with an adjustable nozzle, can be used with all types of acid, cleaners, or weed and bug killer.

TG007 2 qt
Replacement Nozzle & Spindle
TGSA

PORTABLE RINSING SPRAYER

- Use w/ clean water to rinse coil cleaner
- Optimal 130 psi water pressure
- Removable 4.5 gallon water tank
- High capacity rechargeable battery,
- Includes eight inch 90° spray wand

4778-0

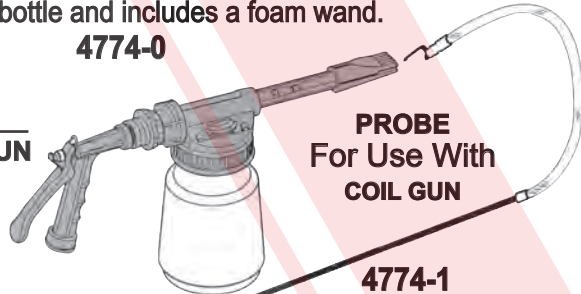


TURBO TANK/COIL GUN
CONNECTOR
4778-26

COIL GUN

A "Hose End" sprayer that features 4 different mix ratio settings designed for coil cleaner & a quick disconnect capability. Utilizes a 2 quart capacity bottle and includes a foam wand.

4774-0



PROBE
For Use With
COIL GUN

4774-1

- 90° direction of spray
- Provides easy access for inside out cleaning of coil



DISINFECT PRO

Aerosol Disinfectant & Deodorizer

An EPA registered hospital grade disinfectant, deodorizer, and antimicrobial agent designed specifically to eradicate a wide variety of bacteria, viruses and other microorganisms. For HVAC applications, it is ideal for controlling mold and mildew that grow on and around evaporator coils and in ductwork.

DIPA-1 16.5 oz



KLEEN-AIR

Odor Absorber

- Simply open the spout to absorb and remove all kinds of odors
- One 8 ounce bottle works for 1 year in a 9' x 12' room

KA12 8 oz.



EPOXIES & ADHESIVES



Gorilla Glue

was first discovered being used in Indonesia on hard-to-glue teak furniture, and found its way to Scandinavia where it was popular for boat-building due to its remarkable ability to withstand water and pressure.



50002
2 oz. Original



45001
2 oz. Clear



52012
2 oz. White



79001
Super Glue Liquid
Individual



78200
Super Glue Gel
2 Pack

A+B® EPOXY PUTTY is an epoxy compound with an easy 1:1 "cut-what-you-need" mix ratio. It is recommended for use in repairing, bonding, sealing or filling. A+B® EPOXY PUTTY will cure under water. It will not shrink or sag. Just mix equal amounts of Parts A and B and use. Machinability of A+B® EPOXY PUTTY is excellent. It can be sanded, drilled, tapped, screwed, stained, painted, sawed and carved. If a more rapid cure is desired, heating gently with a torch or hot air gun will shorten the set up time appreciably.

Part No.	Color
9904	White
9906	Gray



APOXI REPAIR KIT


For repairing aluminum evaporators

- Kit contains 2 tubes of APOXI, vial of methyl ethyl ketone, mixing sticks and emery cloth.
- Cures in 12 hours
- Tested at 1500 PSIG with R12, R22 and R502.

HS12001 (APOXI)

Applications

- Repairs leaks in aluminum evaporators
 - Repairs leaks in copper to aluminum joints and other metals
 - Eliminates electrolytic action between dissimilar metals
- Replaces: EP538



SPRAY ADHESIVE

- 11 oz. aerosol can
- Fast drying, all purpose, water-resistant

4080-04



SPRAY & BOND

- Formulated specifically for insulation & duct liner applications
- Wide web spray
- Temporary or permanent bonds
- Fast track - Quick adhesion
- Waterproof & non-staining
- Non-chlorinated & non-ozone depleting

4369-75



SEALANTS

LA-CO HEAT SEAL STIK



Seals leaks almost instantly in refrigerator evaporator and tubing. Creates a one component seal. Nothing to prepare or mix. Simply heat part to 400°, apply Seal Stik, and the job is done. Works on all metals.

11575 (95430 HS1)


INDUSTRIAL SEALANT (Red)



Oil & water resistant.
5 oz. Tube

800

INDUSTRIAL ADHESIVE (Brown)



Rubber to rubber installations.
5 oz. Tube

847

RUBBER ADHESIVE (Hi-Temp Yellow)



Rubber to metal installations.
5 oz. Tube

1300

LEAK-LOCK

Pipe joint compound used on all piping metal or plastic to seal refrigerants, all petroleum products, natural or manufactured gas, air, steam, water and most chemicals.



HS10001

T-O-T PIPE JOINT COMPOUND

No-drip pipe joint compound. Sili-conized for speed spreading. For water, steam, air, natural gas. Non-toxic. Available in flat top and brush-in-cap cans. **Do not use on oxygen systems. Use Slic-Tite Teflon tape.** 1/2 lb.



12219 (TOT)

THREAD SEAL TAPE



Teflon tape stops leaks on metal and plastic pipes. Temperature range -400° + 600° Yellow is 40% heavier than White.

Part No.	Color	Size
50011	White	1/2 in. x 260 In.
50013	White	1/2 in. x 520 In.
50033	Yellow (Gas)	1/2 in. x 260 In.

EXPANDING FOAM



- Reduces energy costs, keeps in A/C and heat for year-round comfort.
- Closes off pathways where bugs, insects, and other pests can enter.

0909 - 12 oz. can minimal expansion

BRUSHES

CONDENSER CLEANING BRUSH



Long flexible handle. Soft bristles tapered to fit those hard to reach coils. Brush is 32" long with wood handle.

01390

PROCLEAN® APPLIANCE CLEANING BRUSH



Ideal for cleaning around household appliances & inside the dryer's lint trap. Comfortable wooden handle, overall length of 28" with 12" x 2" tapered nylon bristles. **PCABX**

PARTS CLEANING BRUSHES



10 inches long overall, bristles are 5 inches wide & 13/16" long in 4 rows.

70570



Polypropylene bristles withstand degreasers & solvents for the toughest cleaning needs.

70510

FITTING BRUSHES

Standard Plastic Handle Refrigeration



Make Hard Jobs Easy And Fittings More Secure

Part No.	O.D.	I.D.	Brush Dia.
94000	1/4"	1/8"	9/32"
94010	3/8"	1/4"	1-1/32"
94020	1/2"	3/8"	1-7/32"
94030	5/8"	1/2"	1-1/16"
94040	3/4"	5/8"	1-3/16"

COPPER TUBE CLEANING

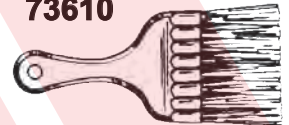


Cleans the outside of copper tubing fast & efficiently.

Insert copper tube into brush and turn.

Part No.	O.D.	I.D.
62005	1/4"	1/8"
62020	3/8"	1/4"
62035	1/2"	3/8"
62050	5/8"	1/2"
62065	3/4"	5/8"
62080	7/8"	3/4"
62095	1"	7/8"

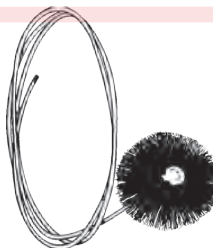
73610



A handy brush designed for cleaning static condensers. Measures 3 1/2" wide and 3/8" thick

4" DRYER VENT CLEANING

Part No.	Description	Flexible Rod
84373	4" Vent brush	
84374	4" Vent brush	8'
84375	4" Vent brush	12'
65008	T-handle	
37420	4" Vent Brush	20'



GAS GRILL BRUSH



73842

Hardwood handle with stainless steel wire for that fast clean-up job.

for cleaning golf clubs too!

MISCELLANEOUS TAPES

Scotch® SUPER 33 PLUS VINYL PLASTIC ELECTRICAL TAPE

Stickier, stretchier and highly conformable, a premium grade, 7-mil tape. Flame retardant, hot and cold weather resistant, Super 33+ resists UV rays, abrasion, moisture, alkalis, acids and corrosion. Use as a primary insulation for wire cables splices up to 600V, and for fixture and wire splices up to 1kV.

33 3/4" X 66'



Electrical Tape - General Purpose UL Listed

Electrical Flame retardant, soft PVC film. UL listed, glossy finish.

M801 (330WT EV57) 3/4" X 60'

Electrical Tape All-Weather All-Temperature UL/CSA Listed

Suited for cold weather applications. Resistant to oil, water, chemicals and solvents. In plastic canister. 85 mil vinyl, Black

M85 (EV57) 3/4" X 66'



CORK INSULATION TAPE

40% cork insulation tape for hot pipes to 165°F and eliminates cold pipe dripping. Sticks to any dry surface.

4217-W3 (MACT1)



FOAM INSULATION TAPE

Unicellular insulation tape with A K Factor of 0.26 at 75°F. Water vapor transmission rate of 0.7 perm. 1/8 in. thick X 2 in. wide X 30 ft. long.

4218-W3 (MAFT1)



CAULKING CHORDS

White, non-staining gum that meets almost every sealing need. It can be hand molded into any shape desired. It never hardens or cracks and can be painted. 3/8" x 25" 12 per case

E10000026



PIPE-DRI

Provides moisture barrier on cold pipes - 18 oz. aerosol can

4297-75

PACKAGING TAPE

Polypropylene film; aggressive, synthetic rubber / resin hot melt adhesive.

Primary use: carton sealing applications

Part No.	Color	Width/Length
50081 (HP100)	Clear	2" X 55 yds



DUCT & FOIL TAPES



Utility Coated Cloth Silver

A polycoated cloth tape with a high tack & natural rubber adhesive. General purpose uses include packaging, vinyl repair, patching and seaming. Poly wrapped with label. Made in USA.

M300 (890 PC595) 2" X 60 yards



General Purpose Coated Cloth Silver

A polycoated polyester/cotton tape with a high tack, natural rubber based adhesive. Provides excellent seal for thermal insulation and metal duct systems. High conformability and easy unwind make especially useful for tight spots. Made in USA.

M450 (891 PC600) 2" X 60 yards

Professional Coated Cloth Silver

An industrial grade polycoated cloth tape with high bonding strength. Designed for moisture free seals on both indoor/outdoor HVAC duct. Suitable for many other applications: packaging, bundling, wrapping insulation pipes, carpet tape and other industrial purpose applications. Made in USA.

M600 (892 PC609) 2" X 60 yards



Professional - Colors Coated Cloth

Colors: Black & White. Made in the USA

M600C-BLK (PC609-BLK) 2" X 60 yards Black

M600C-WHT (PC618) 2" X 60 yards White

Aluminum Foil TAPE • High-strength 2-mil aluminum foil

Coated with a special cold weather acrylic adhesive. Designed to combine superior, quick stick at normal temperatures, offers superior low temperature performance at freezing (32F or 0C). The ultimate in cold weather tapes. Recommended for use in high temperature applications too. Primary use: Improved vapor sealing of fiberglass ductboard, ductwrap and FSK system.



M974 (290 AF973) 2" X 50 yards

M974-3 (290-3 AF973-3) 3" X 50 yards

ASJ - All Service Jacket Tape

White Kraft/Scrim/Foil lamination with 4 x 4/sq. in. tridirectional scrim reinforcement. Special cold weather acrylic adhesive system combines superior quick stick at normal temperatures with a superior low temperature performance down to -25F (-32C). Excellent at normal and high temperatures as well. Primary use: Closure system and vapor seal on All Service Jacket faced duct and piping systems.

M975 (AF990) 2" x 50 yards



UL APPROVED FOIL DUCT TAPE

M181B-FX Printed Duct Closure Tape
(DC181) 2" x 120 yards

UL APPROVED ALUMINUM FOIL DUCT TAPE

M181A-P Aluminum Foil Duct Tape
(AF100) 2" X 60 yards



NUT DRIVERS & WRENCHES

MAGNETIC NUT DRIVERS

Similar to standard nut drivers but with powerful nut-holding magnet built into shank.



Part No.	Handle Color	Size	Shaft Length	Overall Length
S8M	Red	1/4"	3"	6 $\frac{1}{8}$ "
S10M	Amber	5/16"	3"	6 $\frac{1}{8}$ "
S86M	Red	1/4"	6"	9 $\frac{1}{8}$ "
S106M	Amber	5/16"	6"	9 $\frac{1}{8}$ "
S1018M	Amber	5/16"	18"	21 $\frac{5}{8}$ "

MAGNETIC TIP NUT DRIVER SET 1-1/2" HOLLOW SHANKS

Handle end is color coded for easy identification.

Red - 1/4"
Amber - 5/16"

610M



STUBBY 1-5/8 INCH SHAFT NUT DRIVERS

Part No.	Size	Overall Length
SS8	1/4"	3 $\frac{3}{4}$ "
SS10	5/16"	3 $\frac{3}{4}$ "
SS12	3/8"	3 $\frac{3}{4}$ "

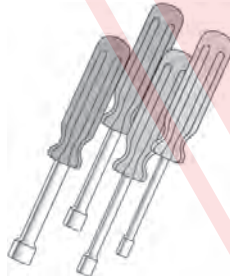


KLEIN

HOLLOW SHAFT NUT DRIVER

6" SHAFT

Part No.	Size	Handle Color
S66	3/16"	Black
S86	1/4"	Red
S106	5/16"	Amber
S116	11/32"	Green
S126	3/8"	Blue
S146	7/16"	Brown
S166	1/2"	Red



3" SHAFT

Part No.	Size	Handle Color
S6	3/16"	Black
S8	1/4"	Red
S10	5/16"	Amber
S11	11/32"	Green
S12	3/8"	Blue
S14	7/16"	Brown
S16	1/2"	Red

RATCHET WRENCH



Chromium plated hardened steel. Reversible. Ideal for refrigeration service work.

Four (4) square openings 1/4" - 3/8" - 3/16" - 5/16".

68310 (70082)

AIR CONDITIONER WRENCH



A special ratcheting wrench designed for servicing auto air conditioner units. Four size openings, 3/16", 1/4" square & 1/2", 9/16" hex.

68309 Wrench (60614)

11 IN 1 SCREWDRIVER WITH BLACK/RED RUBBER GRIP HANDLE

Square — S1 & S2

Phillips — #1 & #2

Slotted — 1/4" & 3/16"

Safety Torx — T15 & T20



Tool in Use

Includes:

(1) 5/16" Dr. X 3/8" Dr.

(1) 5/16" Dr. X 1/4" Dr.

(1) 3/8" Dr. X 1/4" Dr.

MA-LINE

SERVICE
ACCESSORIES
FILTERS & TOOLS

TOOL KITS

16 PIECE HEX MAGNETIC NUT DRIVER KIT

- 1 Quick Change Adapter
- 9 Hex Magnetic Chucks
1/4" x 1 3/4", 1/4" x 2 9/16", 1/4" x 4", 1/4" x 6", 5/16" x 1 3/4,
5/16" x 2 9/16", 5/16" x 4", 5/16" x 6", 3/8" x 1 3/4"
- 6 Screwdriver Bits
Slotted 1/4" Hex Insert 2" Lg. - 3/16", 7/32 & 9/32
Phillips 1/4" Hex Insert 2" Lg. - 0PT, 1PT & 2PT

MA-LINE



MA-NDK16

REVERSIBLE RATCHET WRENCH WITH BIT KIT



- 5 1/2" L SQ Opening:
Top End 1/4" & 3/16" Bottom End 5/16" & 3/8"
(1) Straight Wrench (1) Offset Wrench
- 6 3/4" L
Hex Opening 1/2" & 9/16" SQ Opening 1/4" & 3/16"
(1) Straight Wrench
- Adapter: 2 1/4" L 1/4" SQ X 3/16" Hex
- Adapter: 2 1/4" L 1/4" SQ X 5/16" Hex

MA-LINE

MA-RRWBK

37PC. 1/4" SOCKET AND BIT SET

- (1) 72 Teeth Ratchet Handle (1) Touch Quick Release Bit Holder
- (1) Tension Bar (1) PC Adapter (1) PC 1/4 X 1/4 Bit Adaptor

MA-TBS37 US STANDARD SIZE

(23) PCS 1" Bit w/ Color Codes:

Phillips: 1-2-2-3 Red

Pozi Driver: 1-2-2-3 Green

Slotted: 4-5.5-6.5 Blue

Hex: 2.5-3-4-5-6 Yellow

Safety Torx: 10-15-20-25-27-30-40 Purple

(9) PCS 1/4" DR Socket:

3/16", 7-32", 1/4", 9/32", 5/16", 11/32", 3/8", 7/16", 1/2"

MA-TBS37-MET METRIC SIZE

(23) PCS 25mm Bit w/ Color Codes:

Phillips: 1-2-2-3 Red

Pozi Driver: 1-2-2-3 Green

Slotted: 4-5.5-6.5 Blue


Hex: 2.5-3-4-5-6 Yellow

Safety Torx: 10-15-20-25-27-30-40 Purple

(9) PCS 1/4" DR Socket:

4mm, 5mm, 6mm, 7mm, 8mm, 10mm, 11mm,
12mm, and 13mm

MA-LINE



This unique socket and bit set has everything you need in one little case. It folds up to a small rectangle tool box for easy storage. Also has two holes to hang on the wall

WISE-GRIP IRWIN SPECIALTY TOOLS WISE-GRIP

STRAIGHT JAW



<u>Part No.</u>	<u>Jaw</u>
ORIGINAL	
102L3 (10R)	10"
302L3 (7R)	7"
FAST RELEASE	
1T (10R)	10"
3T (7R)	7"



CURVED JAW with/WIRE CUTTERS



<u>Part No.</u>	<u>Jaw</u>
ORIGINAL	
502L3 (10WR)	10"
902L3 (5WR)	5"
FAST RELEASE	
5T (10WR)	10"



LONG NOSE



<u>Part No.</u>	<u>Jaw</u>
ORIGINAL	
1502L3 (9LN)	9"
1402L3 (6LN)	6"
FAST RELEASE	
15T (9LN)	9"
14T (6LN)	6"



SERVICE
ACCESSORIES
FILTERS & TOOLS

LINEMAN'S PLIER



<u>Part No.</u>	<u>Size</u>
2078208 (LP9)	9½"

LONG NOSE PLIERS



<u>Part No.</u>	<u>Size</u>
2078216 (LN6)	6"
2078218 (LN8)	8"

DIAGONAL CUTTING PLIERS



<u>Part No.</u>	<u>Size</u>
2078306 (DIA6)	6"
2078308 (DIA8)	8"

LOCKING C-CLAMP



<u>Part No.</u>	<u>Jaw</u>
w/SWIVEL TIPS	
20 (11SP)	11"
FAST RELEASE	
Regular (Solid) Tips	
19T (11R)	11"



GROOVE JOINT PLIERS

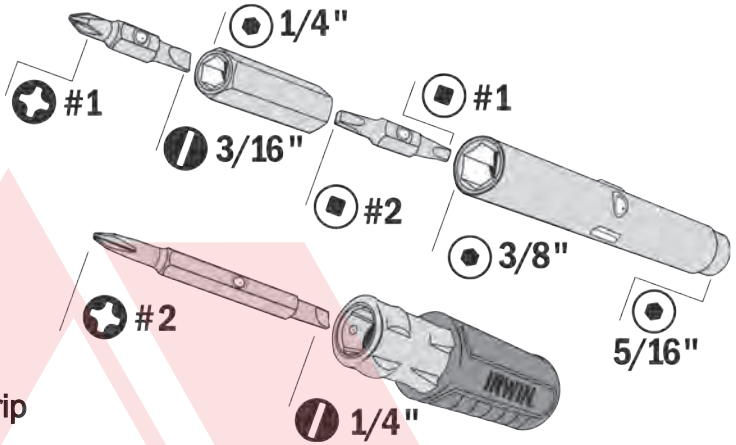


<u>Part No.</u>	<u>Size</u>	<u>Jaw</u>
4935320 (GJR8)	8"	1¼"
4935321 (GJR10)	10"	2"
4935322 (GJR12)	12"	2¼"


ProTouch™

9-in-1 Multi-Tool 2051100

- 9 bits & nut setters
- Internal storage
- Ergonomic ProTouch™ grip



V-JAW GROOVELOCK PLIERS



Part No.	Jaw Size	Jaw Capacity	Positions
2078108 (GV8)	8"	1 ³ / ₄ "	13
2078112 (GV12)	12"	2 ³ / ₄ "	19

ADJUSTABLE WRENCH

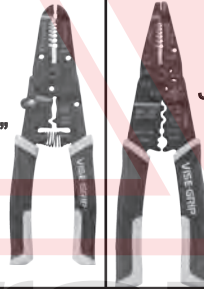


Part No.	Ref.	Size	Jaw
2078606	AW6	6"	15/16"
2078608	AW8	8"	1 ¹ / ₈ "
2078610	AW10	10"	1 ¹ / ₄ "
2078612	AW12	12"	1 ¹ / ₂ "

CRIMPER CUTTER

Multi-Tool
2078309
(CM8)

Jaw Length 1-3/16"
Jaw Width 1/4"
Wire Gauge
10 - 22 AWG



2078317
(CM7)

Jaw Length 1-11/16"
Jaw Width 1/4"
Wire Gauge
10 - 20 AWG

PIPE WRENCHES



ALUMINUM

Part No.	Size	Pipe
2074110	10"	1 ¹ / ₂ "
2074112	12"	2"
2074118	18"	2 ¹ / ₂ "
2074124	24"	3"

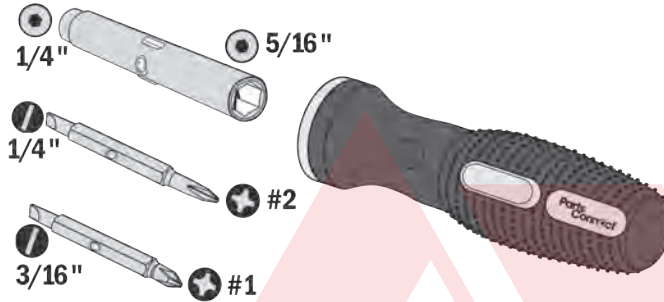
CAST IRON



Part No.	Size	Pipe
274105	8"	1"
274101	10"	1 ¹ / ₂ "
274102	14"	2"
274103	18"	2 ¹ / ₂ "
274104	24"	3"

**6-in-1 SCREWDRIVER
with Improved Durability**

Parts
Connect®



<u>Part No.</u>	<u>Description</u>
PC9358	6-in-1 Screwdriver
PC9358-12	Display Box of 12

**BIT SETS ARE AVAILABLE
PLEASE CALL FOR DETAILS**

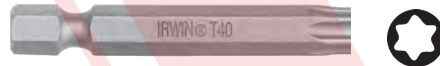


FRACTIONAL NUTSETTERS

Magnetic

<u>Part No.</u>	<u>Size</u>	<u>Length</u>
3051001	1/8"	4"
3051004	1/4"	6"
3051002	5/16"	4"
3051008	5/16"	12"
3051003	3/8"	4"
3051009	3/8"	12"

TORX Insert Bits



<u>Part No.</u>	<u>Size</u>	<u>Length</u>
93306	T6	2"
3523181C	T10	2"
3523211C	T15	2"
3523241C	T20	2"
3523271C	T25	2"
3523301C	T27	2"
3523331C	T30	2"



**ROTARY PERCUSSION
Drill Bit**

<u>Part No.</u>	<u>Size</u>	<u>Length</u>
326000	1/8"	3"
326001	5/32"	6"
326002	3/16"	3 1/2"
326005	1/4"	4"
326008	5/16"	4 3/4"
326011	3/8"	6"
326014	7/16"	6"
326015	1/2"	6"



**TITANIUM NITRIDE COATED
Jobber Length Drill Bit**

<u>Part No.</u>	<u>Size</u>	<u>Length</u>
63904	1/8"	1 7/8"
63908	5/32"	2 3/4"
63912	3/16"	3 1/2"
63916	1/4"	4"
63920	5/16"	4 1/2"
63924	3/8"	5"
63928	7/16"	5 1/2"
63932	1/2"	6"

SERVICE
ACCESSORIES
FILTERS & TOOLS

LENOX HOLE SAWS & KITS

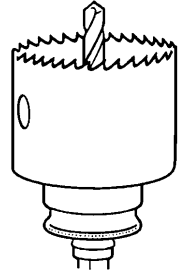
STANDARD BI METAL HOLE SAWS

Part No	Dia.	Arbor(s)
30014-14L	7/8"	1L, 4L or 5L
30018-18L	1 1/8"	1L, 4L or 5L
30022-22L	1 3/8"	2L, 3L or 6L
30028-28L	1 3/4"	2L, 3L, 6L or 7L
30036-36L	2 1/4"	2L, 3L, 6L or 7L
30042-42L	2 5/8"	2L, 3L, 6L or 7L
30052-52L	3 1/4"	2L, 3L, 6L or 7L
30060-60L	3 3/4"	2L, 3L, 6L or 7L
30068-68L	4 1/4"	2L, 3L, 6L or 7L
30076-76L	4 3/4"	2L, 3L, 6L or 7L
30080-80L	5"	2L, 3L, 6L or 7L
30096-96L	6"	2L, 3L, 6L or 7L

ARBORS

Part No.	Blades
30001-1L	9L to 19L
30002-2L	20L to 96L
30003-3L	20L to 96L
30004-4L	9L to 19L
30005-5L	9L to 19L
30006-6L	20L to 96L
30007-7L	25L to 96L

7L arbor is designed with sliding pins to easily eject plugs from hole saws



CARBIDE TIPPED HOLE SAWS

for Dryer Vents & Bathroom Exhausts

Easily cuts through stucco, fiberglass, cast iron, cement board, hardened metal & stainless steel

30268-68CT 4 1/4" 2L, or 7L

ARBOR EXTENSIONS

Part No.	Length
30846-55X	5 1/2"
30847-12X	12"

OTHER SIZES
ARE AVAILABLE

PILOT BITS

Part No.	Fits Arbor
30850-43211L	2L, 4L, 7L
30851-56PD	5L & 6L

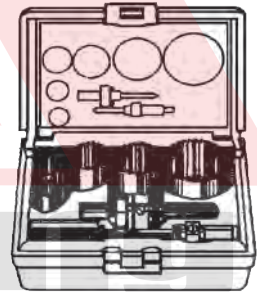
HOLE SAW KITS

9 PIECE REFRIGERATION KIT

5/8", 7/8", 1 1/8", 1 3/8", 1 5/8", 2 1/8".

Arbors: 5L, 6L. One 56PD pilot drill.

30830-600R



MASTER-GRIT™ 11 PIECE GENERAL PURPOSE KIT

Carbide grit edge 7/8", 1", 1 1/4", 1 3/8", 1 1/2", 1 3/4", 2 1/8".

Arbors: 1L, 2L. One arbor adaptor.

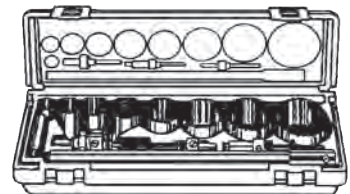
29985-700CGK

17 PIECE GENERAL PURPOSE KIT

5/8", 3/4", 7/8", 1", 1 1/8", 1 1/4", 1 3/8", 1 1/2", 1 3/4", 2", 2 1/2", 3".

Arbors: 1L, 2L. Three 4321 Pilot drills

30820-1200G



LENOX SAW BLADES & HACKSAWS

BI METAL RECIP BLADES



TPI	L	Width	Thick	5 Pack	25 Pack
6	6"	3/4"	.050"	20572-656R	20530-B656R
6	9"	3/4"	.050"	20582-956R	20558-B956R
6	12"	3/4"	.050"	20585-156R	20495-B156R
10	6"	3/4"	.035"	20562-610R	
10	8"	3/4"	.050"	20580-810R	20590-B810R
10/14	12"	3/4"	.050"	20583-110R	20491-B110R
14	6"	3/4"	.035"	20564-614R	20494-B614R
18	6"	3/4"	.035"	20566-618R	20529-B618R
18	8"	3/4"	.035"	20578-818R	20487-B818R
24	6"	3/4"	.035"	20568-624R	

BI METAL HACKSAW BLADES

TPI	L	Width	10 Pack
14	12"	1/2"	20143-V214HE
18	12"	1/2"	20144-V218HE
24	12"	1/2"	20145-V224HE
32	12"	1/2"	20146-V232HE

PVC/ABS PLASTIC PIPE HAND SAW



- Unique pull cutting teeth cut quickly through all plastic & wood
- Rigid carbon blade with hardened teeth for long life
- Comfortable handle with large opening for work gloves

Part No.	Description
20985-HSF12	12" 10TPI Blade w/Handle
20980-HSF18	18" 10TPI Blade w/Handle
20982-HSB12	12" 10TPI Repl. Blade
20981-HSB18	18" 10TPI Repl. Blade

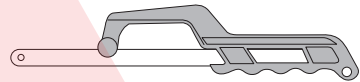
HACKSAW FRAME



- "I-Beam" construction
- Convert to Jab Saw
- Includes one blade
- 4 1/4" throat depth
- Rubberized Handle
- Stores 5 extra blades
- 12" blade length
- 16" overall length

12132-HT50

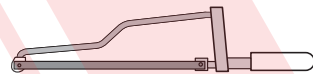
COMPACT HACKSAW



- Heavy duty aluminum handle
- Fits into tight spots, allows for flush cutting applications
- Cuts bolts, wire, tubing & plastic

20975-975

CLOSE QUARTER® SAW



- Fits into tight spots, allows for cutting overhead or behind walls

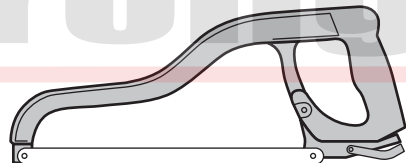
20908-908

Replacement Blades

- Blades 10 per pack
- 6" x 1/4" x 0.014 x 32 Teeth/inch

20906-906

LOW PROFILE HACKSAW FRAME



- Fits into tight spots, low profile easily handles close quarter cuts
- Tension up to 28,000 psi

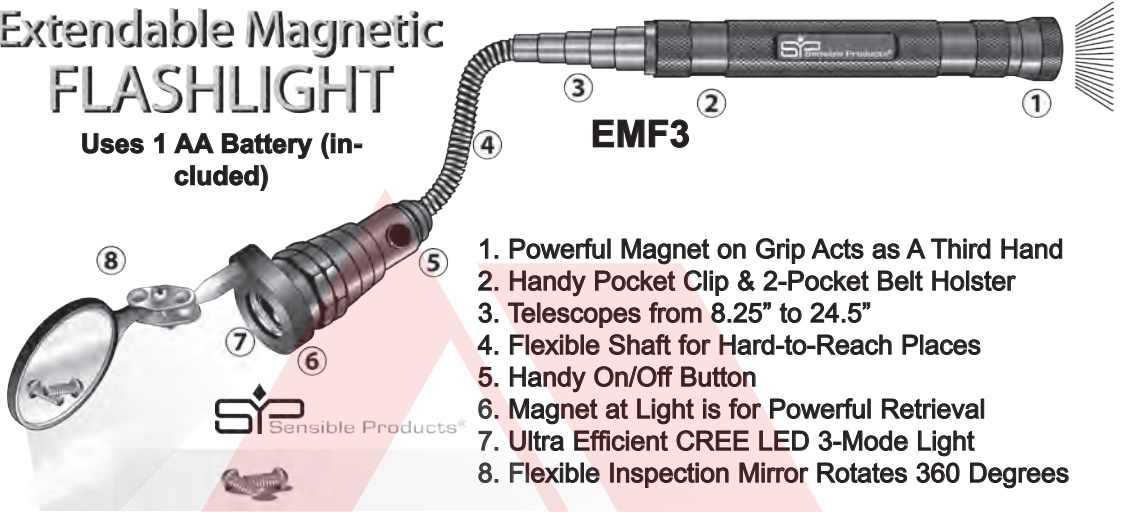
20920-5012

SERVICE
ACCESSORIES
FILTERS & TOOLS

MISCELLANEOUS TOOLS

Extendable Magnetic FLASHLIGHT

Uses 1 AA Battery (Included)



1. Powerful Magnet on Grip Acts as A Third Hand
2. Handy Pocket Clip & 2-Pocket Belt Holster
3. Telescopes from 8.25" to 24.5"
4. Flexible Shaft for Hard-to-Reach Places
5. Handy On/Off Button
6. Magnet at Light is for Powerful Retrieval
7. Ultra Efficient CREE LED 3-Mode Light
8. Flexible Inspection Mirror Rotates 360 Degrees

PLUMBER'S PAL Basket Strainer Wrench



Fits hex nuts & all 4 tab, 6 tab & 8 tab locking nuts on strainer drains. Square end of the tool is specifically designed for tightening stand up shower drains.

7416

STAINLESS MAGNETIC PARTS TRAY



MA-MGT1

Prevents the loss of small parts. Permanent magnetic bottom allows you to hold screws and such in any position.

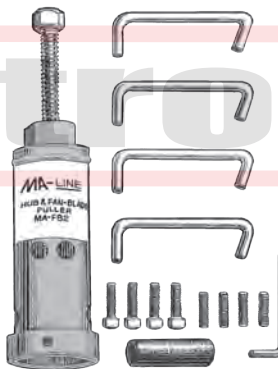
MAGNETIC PICK-UP TOOL

With Swivel Head, Pick up to 10 lbs. Stainless steel shaft, Extends up to 32" Non-slip cushion grip



MA-159A

HEAVY DUTY HUB PULLER & PUSHER TOOL



MA-FB2

Two pullers in one! Pull off fan blades and blower wheels. Made of long-lasting heavy steel construction. Bar top for easy gripping with a wrench. Hardened steel fingers to remove fan blades with unaccessible hubs. Made of hardened steel.

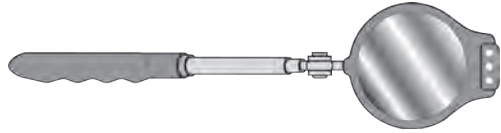
SERVICER TOOLS

INSPECTION MIRRORS



MA-IM24A

**Rectangular Telescoping Mirror
w/3 LED Lights**



MA-IM30A

**Circular Telescoping
Mirror w/3 LEDs**



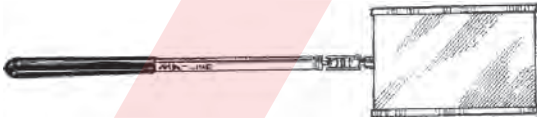
MA-142A

Circular Telescoping Mirror
2¼" diameter. Extends from 9¼" to 14¼"



MA-143A

Telescoping Pocket Mirror
1¼" diameter. Extends from 7" to 19"



MA-149

Rectangular Telescoping Mirror
2½" x 3½". Extends from 11" to 15½"

ULTIMATE TEMPERATURE CLAMP

3 Tools in 1!

1. Accurate Thermometer
2. Digital PT Chart
3. Temperature & Related Pressures for 65 Refrigerants

- Instant Readings!
- Auto Off After 5 Minutes
- Has HOLD Feature in Temp. Mode
- Clamps from 1/4" to 1½" Tube



UTC-1

ULTIMATE CORE TOOL

UCT-1



1. Push down on top section to extend locking jaws
2. Clip locking jaws onto valve core ball end
3. Release top section to lock onto valve core
4. Twist to install or remove the valve core


INDUSTRIAL BACK SUPPORTS

6390B-S	Small	(30"-33")
6390B-M	Medium	(34"-37")
6390B-L	Large	(38"-41")
6390B-XL	Extra Large	(42"-46")



SERVICER TOOLS

MA-FRBS8 Folding Ratcheting Screwdriver 8 Piece



Bits are stored in end of handle

- Adjustable Rubber Grip
- 1/4" Quick Release Bit Holder
- 6 Assorted Bits 1" Long
 - Slotted 1/4" & 3/16"
 - Phillips #1 & #2
 - Torx T15 & T20

MA-MAG1 Magnetizer & Demagnetizer

- Quickly Magnetize or Demagnetize Screwdriver Tips & screw Bits
- Easy to use. No batteries or Electrical required



- Magnetize by sliding through (+) opening
- Demagnetize by sliding through (-) opening

MA-RS121 12-IN-1 Stubby Ratcheting Screwdriver

- 1/4" Quick Release Bit Holder
- Phillips #00, #0, #1, #2, #3
- Slotted #2.5, #3, #5, #7
- Torx #T8, #T9



Low Voltage Test Leads



- MA02991-3**
24" 18 AWG Lead w/Booted Alligator Clips. Set/2
- MA05031-2**
24" Set of 10 Wires w/Booted Alligator Clips.
White, Red, Black, Yellow & Green



TOOL BAG WITH RUBBER BASE

- Black/Red Tool Bag w/ Rubber Base
- Made of Strong 600D Polyester Material
- Rubber Bottom for Extra Protection
- Includes Shoulder Strap & Handle
- 10 Inside Pockets
- 14 Pockets, 2 Loops Surrounding Bag Outside

PC13025

Parts
Connect®



What do you do when your hands are really soiled, and there's no soap and no water ? ? ? ? ? Reach For Wipe It, Wipe It Good!

Each Bucket
Contains 110 Towels
8" X 12"

*Contractor tested, multi-purpose wipes.
Abrasive side for tough soils, smooth side for
wiping delicate surfaces and hands. Leaves
hands clean and residue free.*



WI-110

GLOVES & MASKS



DISPOSABLE GLOVES

Disposable Thick Skin Latex Gloves, Powder Free

- Combine the best features of a dishwashing glove & disposable glove
- 14 mil Latex gloves
 - Heavy duty Natural Rubber
- Textured grip gives these gloves good wet grip
 - 50 per box
- For automotive technicians, paint applications, food handling and janitorial

6603-20	Large	(DSB TH PF L)
6604-20	XL	(DSB TH PF XL)

CAMOUFLAGE WORK GLOVES

CAMOUFLAGE

- Anti-Slip Grip
- Synthetic Leather Palms
- Finger Protection

MA-GLVL-C	Large
MA-GLVXL-C	Extra Large
MA-GLVXXL-C	XX Large



SERVICE
ACCESSORIES
FILTERS & TOOLS

SAFETY GLOVES



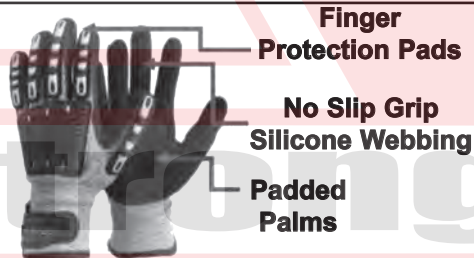
BLACK/NEON GREEN

- Anti-Slip Grip
- Synthetic Leather Palms
- Finger Protection

MA-GLVM	Medium
MA-GLVL	Large
MA-GLVXL	Extra Large
MA-GLVXXL	XX Large

SAFETY IMPACT GLOVES

MA-GSFTY-M	Medium
MA-GSFTY-L	Large
MA-GSFTY-XL	Extra Large
MA-GSFTY-XXL	XX Large



NON-SKID KNEE PADS

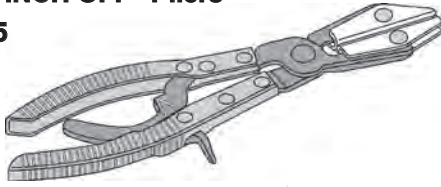
- Super Tough Ballistic Nylon
- Breathable Neoprene Strap with Double Closure System
- Anti-Compression Gel for Added Comfort, Durability & Shock Absorbtion

MA-992015



SERVICER TOOLS

Hose "PINCH OFF" Pliers
KD145



(Corbin) with Locking Device



KD3975

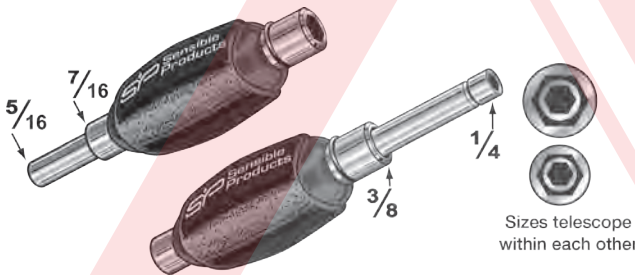
4-in-1 Pocket Socket

- It weighs only 5 ounces and is 4.5 inches long
- To change sizes, simply push the long end in and pull the other end out until it locks!

FOUR SIZES IN ONE TOOL!

1/4" - 5/16"

3/8" - 7/16"



PSL-1

KLAMPLIER

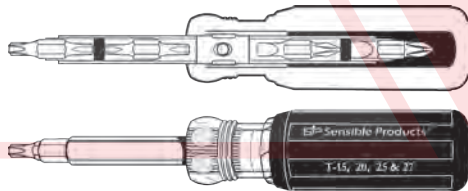
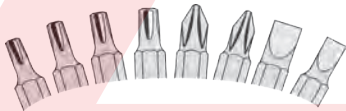
- Tool for double ring wire clamps
- Removes & installs clamps quickly & easily
- Plier holds clamp in jaw
- Designed by a technician



KP2



THE TAMPER-RESISTANT 10-IN-1 TORX® DRIVER



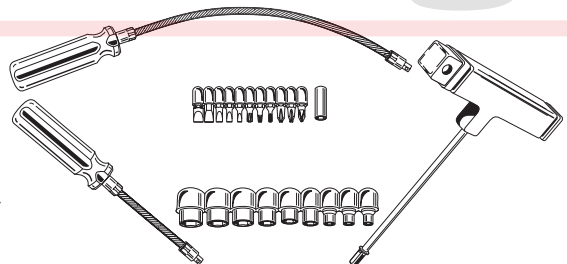
Tool in Use

TORX: T15, T20, T25, T27, 2 Phillips, 2 Flat, 1/4" & 5/16" Nutdriver. Handy when working on microwaves and other appliances with tamper-resistant torx screws.

TRTD-1

FLEXIBLE SHAFT NUT DRIVERS

Set includes 2 flexible drivers. One is 2½" long the other is 8½" long. Comes with complete set of sockets, screw driver and torx bits. Screw driver has 1/4" drive and includes T handle for extra torque.



FSND1

WIRE TIES & SCREWS



MA-WTJ1 ASSORTED COLOR WIRE TIE JAR (600 PCS)

- 4" (50) Red & (50) Black
- 5½" (50) White & (50) Black
- 14½" (50) White
- 7½" (50) White, (50) Black, (50) Red, & (50) Blue
- 11" (75) White & (75) Black



Natural Wire Ties

Part No	Length	Dia.	Package
MA03178-2	7½"	1¾"	100
MA03181-2	11"	3"	50
MA03184-2	14"	4"	50

Black Wire Ties

Part No	Length	Dia.	Package
MA04706-2B	7½"	1¾"	100
MA04708-2B	11"	3"	50
MA04710-2B	14"	4"	50

Natural Duct Ties 175# Tensile Strength

Part No	Length	Duct	Package
MA021120-2	24"	6"	50
MA036175-2	36"	11"	50
MA048175-2	48"	14"	50

Black Duct Ties 175# Tensile Strength

Part No	Length	Duct	Package
MA021120-2B	24"	6"	50
MA036175-2B	36"	11"	50
MA048175-2B	48"	14"	50

Low Temp Climate UV Black 100/Pkg

Part No	L	W	T	Tensile
MA-CCT7	7"	0.18"	0.054"	50#
MA-CCT11	11"	0.18"	0.054"	50#
MA-CCT14	14"	0.18"	0.054"	50#
MA-CCT15	15"	0.298"	0.069"	120#

Plenum Ties Burgundy 100/Pkg

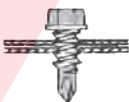
Part No	L	W	T	Tensile
MA-PLT7	7"	0.18"	0.054"	50#
MA-PLT11	11"	0.18"	0.054"	50#
MA-PLT14	14"	0.18"	0.054"	50#

SERVICE ACCESSORIES FILTERS & TOOLS

drills



taps



fastens



With high quality Drilltip screws there is no need to predrill hole. They drill their own hole, tap their own thread and fasten securely all in one operation.

DRILLTIP SCREWS

Part No.	Size	Chuck	Per Bag
MA-03758-1	8-18X1/2	1/4	20
MA-03759-1	8-18X3/4	1/4	18
MA-03760-1	8-18X1	1/4	16
MA-03761-1	10-16X1/2	5/16	14
MA-03762-1	10-16X3/4	5/16	12
MA-03763-1	10-16X1	5/16	10

SPEED SCREWS

- Hard, sharp tapered point provides fast penetration with no walking
- Good slot, no burrs
- Zinc plated
- Double lead thread - actually 2 threads for quicker fastening
- All speed screws have 1/4" (No. 8) hex head
- Undercut - always seats flush



100 Per Pak

Part No.	Reference	Size
MA03413-2	S120 (HHWS6X3/8)	6 x 3/8
MA03414-2	S121 (HHWS7X1/2C)	7 x 1/2
MA03415-2	S122 (HHWS8X1/2C)	8 x 1/2
MA03416-2	S123 (HHWS8X3/4C)	8 x 3/4
MA03565-2	S124 (HHWS8X1C)	8 x 1
MA03417-2	S128 (HHWS10X1/2)	10 x 1/2
MA03566-2	S129 (HHWS10X3/4C)	10 x 3/4
MA03567-2	S130 (HHWS10X1C)	10 x 1

PLASTIC ANCHOR KIT

Kit contains

- Drill Bit
- 100 slotted pan head screws
- 100 plastic anchors.

Part No.	Screw Size	Anchor Size	Bit Size
MA-8410	6-8	3/16 x 3/4	3/16
MA-8411	10-12	1/4 x 1	1/4

Prices subject to change without notice

© 1971-2023 w.d. armstrong corp.

PERFORMANCE PLUS WIRE CONNECTORS

3M™ Performance Plus Wire Connectors

Broad Wire Range = Inventory Savings

Because of their increased wire range, just three 3M™ Performance Plus Wire Connectors handle the work of eight standard connectors. There's also less inventory to manage with a better chance you'll have the connectors you need to do every job.

Wire Range Capabilities

3M™ Connector	2#20	2#16	2#12	3#12	4#12	5#12	6#12	6#10
	2#18	2#14	4#14	6#14	3#10	2#8	4#10	
Orange/Blue O/B+	█							
Red/Yellow R/Y+		█						
Blue/Gray B/G+			█					



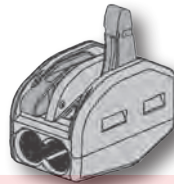
Part No.	Quantity	3M ID
B/G+BOX	50	80610984330
B/G+JUG	250	80611454556
O/B+BOX	100	80610984298
O/B+JUG	500	80611454531
R/Y+BOX	100	80610984314
R/Y+JUG	500	80611454515



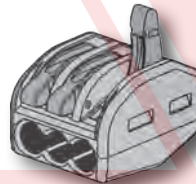
COMPACT splicing connector with operating levers



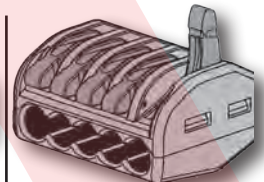
Cross Section



222412
2-Conductor
50/Box



222413
3-Conductor
50/Box



222415
5-Conductor
40/Box

HIGH HEAT PORCELAIN WIRE NUTS

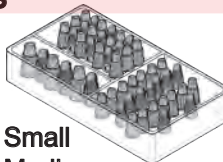


46 PIECE PORCELAIN WIRE NUT KIT

T1164P	Small	15 Pk.
T1164C	Small	100 Pk.
T1165P	Medium	15 Pk.
T1165C	Medium	100 Pk.

(15) Small
(25) Medium
(6) Large

MA-PWN46



MA06295P 240 Assorted Wire Connectors In a Plastic Tub

(100) Blue
(65) Orange
(30) Red
(45) Yellow



SOLDERLESS TERMINALS

NON-INSULATED TERMINALS



HIGH TEMPERATURE (900°) NON-INSULATED TERMINAL

PIC.	Wire Size	Description	Serv. Pk	Qty.	100 Pk.
A	16-14	1/4" Female tab	T1111P	(20 pcs.)	T1111C
A	12-10	1/4" Female tab	T1112P	(15 pcs.)	T1112C
B	16-14	1/4" Female flag	T1113P	(20 pcs.)	T1113C
B	12-10	1/4" Female flag	T1114P	(20 pcs.)	T1114C
C	16-14	1/4" Male tab	T2103P	(15 pcs.)	T2103C
D	16-14	1/4" Piggy back	T2127P	(4 pcs.)	T2127C
E	16-14	Ring - #10 stud	T1115P	(20 pcs.)	T1115C
E	16-14	Ring - 1/4" stud	T1116P	(20 pcs.)	T1116C
E	12-10	Ring - #10 stud	T1117P	(20 pcs.)	T1117C
E	12-10	Ring - 1/4" stud	T1118P	(15 pcs.)	T1118C
E	8	Ring - 1/4" stud	T2142P	(14 pcs.)	T2142C

STANDARD TEMPERATURE

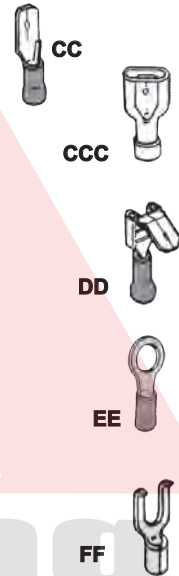
A	22-18	7/64" Female tab	T1107P	(20 pcs.)	T1107C
A	16-14	3/16" Female tab	T1105P	(15 pcs.)	T1105C
G	12-8	1/4" Compressor	T1129P	(10 pcs.)	T1129C
G	16-14	1/4" Compressor	T1130P	(10 pcs.)	T1130C

INSULATED TYPE TERMINALS

Designed for general use where high heat is not a factor



PIC.	Wire Size	Description	Serv. Pk	Qty.	100 Pk.
AA	12-10	1/4" Female tab	T1001P	(15 pcs.)	T1001C
AA	16-14	1/4" Female tab	T1002P	(20 pcs.)	T1002C
CC	16-14	1/4" Male tab	T1003P	(20 pcs.)	T1003C
AAA	16-14	1/4" Fem-fully insul.	T1005P	(10 pcs.)	T1005C
CCC	16-14	1/4" Male-fully insul.	T1006P	(10 pcs.)	T1006C
AAA	12-10	1/4" Fem-fully insul.	T1009P	(10 pcs.)	T1009C
CCC	12-10	1/4" Male-fully insul.	T1010P	(10 pcs.)	T1010C
DD	16-14	1/4" Piggy back	T1027P	(10 pcs.)	T1027C
DD	12-10	1/4" Piggy back	T1029P	(10 pcs.)	T1029C
EE	16-14	Ring - #8 stud	T1033P	(20 pcs.)	T1033C
EE	16-14	Ring - #10 stud	T1034P	(20 pcs.)	T1034C
EE	16-14	Ring - 1/4" stud	T1035P	(20 pcs.)	T1035C
EE	12-10	Ring - #10 stud	T1037P	(20 pcs.)	T1037C
EE	12-10	Ring - 1/4" stud	T1038P	(15 pcs.)	T1038C
EE	8	Ring - 1/4" stud	T2065P	(15 pcs.)	T2065C
EE	6	Ring - 1/4" stud	T2066P	(15 pcs.)	T2066C
FF	16-14	Open ring-#8 stud	T1043P	(20 pcs.)	T1043C
FF	12-10	Open ring-#10 stud	T1046P	(15 pcs.)	T1046C



SERVICE
ACCESSORIES
FILTERS & TOOLS

INSULATED TERMINAL KIT IN PLASTIC BOX



15 different insulated terminal types.
Contains 161 terminals

MA02653-2

CRIMPING TOOL



1900

- Cuts Wire
- Strips Wire
- Crimps Non-Insulated Terminals
- Terminals 22 to 10 Gauge

1963

- Cuts Wire
- Strips Wire
- Crimps Insulated and Non-Insulated Terminals
- Slices Bolts

SOLDERLESS TERMINALS

1/4" PUSH-ON CONNECTORS

T1123

MALE
STUD



T1122



T1121



T1125

GB



T1124

SCREW



T1021



INSULATED
DOUBLE

T1023



INSULATED
TRIPLE

<u>Pic Type</u> <u>Description</u>	<u>Quantity In</u> <u>Service Pack</u>	<u>100</u> <u>Pack</u>
Insulated double-2 male	T1021P---(10 pcs.)	T1021C
Insulated triple-3 male	T1023P---(10 pcs.)	T1023C
Chair terminal-2M/1F	T1121P---(10 pcs.)	T1121C
V W terminal-2M/1F	T1122P---(10 pcs.)	T1122C
Male to #10 stud	T1123P---(10 pcs.)	T1123C
Female to #8 screw	T1124P---(10 pcs.)	T1124C
GB terminal-2M/1F	T1125P---(10 pcs.)	T1125C



INSULATED TYPE

BUTT CONNECTOR SPLICERS



NON-INSULATED

Wire Size	Color	Part No./Pack	100 Pack	Part No./Pack	100 Pack
22-18	Red	T1051P/(20)	T1051C	T1119P/(20)	T1119C
16-14	Blue	T1052P/(20)	T1052C	T2111P/(20)	T2111C
12-10	Yellow	T1053P/(15)	T1053C	T2112P/(15)	T2112C

WIRE NUTS

<u>Pic.Type</u>	<u>Wire Size</u>	<u>Description</u>	<u>Service Pack</u>	<u>100 Pack</u>
Bell squeeze	18	Crimp	T1056P---(20 pc.)	T1056C
Bell squeeze	14	Crimp	T1057P---(15 pc.)	T1057C
Bell squeeze	10	Crimp	T1058P---(15 pc.)	T1058C
Rigid plastic	14	Spring-blue	T1150P---(20 pk.)	T1150C
Rigid plastic	12	Spring-orange	T1151P---(15 pk.)	T1151C
Rigid plastic	10	Spring-yellow	T1152P---(15 pk.)	T1152C
Rigid plastic	8	Spring-red	T1153P---(10 pk.)	T1153C
Rigid plastic	16	#3-no spring	T1161P---(20 pk.)	T1161C
Rigid plastic	12	#4-no spring	T1162P---(20 pk.)	T1162C
Rigid plastic	8	#5-no spring	T1163P---(20 pk.)	-
Soft plastic	12	Yellow	T1166P---(15 pc.)	T1166C
Soft plastic	10	Red	T1167P---(15 pc.)	T1167C
Soft plastic	8	Gray	T1168P---(5 pc.)	T1168C



BELL
TYPE
SQUEEZE



RIGID
PLASTIC



SOFT
PLASTIC

COMBINATION WIRE STRIPPING & CUTTING TOOL

11045



KLEIN-KURVE® WIRE STRIPPER/CUTTER

11055

- Precision shear-type blades for clean cuts
- Easy-to-read markings on both sides
- Curved handles help reach into confined areas
- Wire looping and bending holes
- Strong-gripping serrated nose
- Handy closure lock
- Precision-ground stripping holes
- Screw-shearing holes
- Double-dipped comfort grips



SPECIALTY BATTERIES

Never Miss a Single Moment.

Rayovac® Photo batteries provide high performance at a great price, keeping specialty devices going strong. For watches, calculators, remote controls, medical devices, and more, Rayovac® Electronic batteries provide your customers with the power they need at a great value.



PHOTO LITHIUM BATTERIES

SKU	DESCRIPTION
RL123A-2	Photo Lithium Carded 123A 2-Pack, 3.0 Volt
RL223A-1	Photo Lithium Carded 223A 1-Pack, 6.0 Volt
RL2CR5-1A	Photo Lithium Carded 2CR5 1-Pack, 6.0 Volt
RLCR2-2A	Photo Lithium Carded CR2 2-Pack, 3.0 Volt
RLCRV3-2A	Digital Photo Lithium Carded CRV3 2-Pack, 3.0 Volt






SILVER WATCH/ELECTRONIC BATTERIES

303/357-1ZMA	Silver Watch/Electronic Battery Carded 1 Pack. 1.5 Volt
376/377-1ZMA	Silver Watch/Electronic Battery Carded 1 Pack. 1.5 Volt

ELECTRONIC KEYLESS ENTRY BATTERIES

KE23A-1ZMA	Alkaline Keyless Entry Mercury Free Battery 23A Size Carded 1- Pack, 12 Volt
KECR1616-1B	Lithium Keyless Entry Battery Carded 1-Pack, 3.0 Volt
KECR1620-1B	Lithium Keyless Entry Battery Carded 1-Pack, 3.0 Volt
KECR1632-1B	Lithium Keyless Entry Battery Carded 1-Pack, 3.0 Volt
KECR2016-2A	Lithium Keyless Entry Battery Carded 2-Pack, 3.0 Volt
KECR2025-2A	Lithium Keyless Entry Battery Carded 2-Pack, 3.0 Volt
KECR2032-2A	Lithium Keyless Entry Battery Carded 2-Pack, 3.0 Volt
KECR2450-2A	Lithium Keyless Entry Battery Carded 2-Pack, 6.0 Volt
KE810-2ZMA	Alkaline Keyless Entry Mercury Free Battery Carded 2 Pack, N Size

SERVICE
ACCESSORIES
FILTERS & TOOLS

<p>9 VOLT ALKALINE AL9V</p> 	<p>6 VOLT LANTERN 6VHD</p> 	<p>D-CELL ALKALINE ALD</p> 
<p>AAA ALKALINE ALAAA</p> 	<p>AA ALKALINE ALAA</p> 	<p>C-CELL ALKALINE ALC</p> 

SPECIALTY FLASHLIGHTS

FLEXIBLE NECK 3 LED FLASHLIGHT

MA-LINE



MA-FL3A


1. Powerful Magnet on Grip Acts as A Third Hand
2. Handy Pocket Clip
3. Telescopes from 6.5" to 21"
4. Flexible Shaft for Hard-to-Reach Places
5. Handy On/Off Button
6. Magnet at Light is for Powerful Retrieval
7. 3 Super-Bright LEDs

COB WORKLIGHTS




A

Fig.	Part No.	Description
A	MA-FL296C	Pen/Magnet/Pocket Clip



C

C	MA-FL1063C	Magnetic Base
---	------------	---------------



D

D	MA-FL1716	3W LED & 3W COB Magnetic Base & Hook to Hang (3) AAA
---	-----------	--

E	MA-HML3C	Head Mount COB (3) AAA
---	----------	---------------------------

F	MA-WL10C	10W COB, 570 Lumens 2 Magnets & 180° Swivel Base, (4) AAA
---	----------	---


G	MA-RPW20	20W COB. 2000 Lumens Rechargeable includes Car & AC/DC Chargers
---	----------	---

H	MA-HML4C	Head Mount Detachable • Magnet on Back of Housing Rubberized Housing 5W LED/300 Lumens + COB/400 Lumens Rechargeable USB Cable Included 1500mAh Polymer Battery & Indicator
---	----------	--

H



E



F



G

Mode:


Top Switch on Right: HIGH – LOW

Top Switch on LEFT: Sensor –

Wave in Front of Light for ON & OFF

Bottom Switch on Right: HIGH – LOW

SPECIALTY FLASHLIGHTS & STOOL



MA-CSH1 CAR SAFETY HAMMER

MA-LINE

Innovative Features of the Swivel Light

Features:

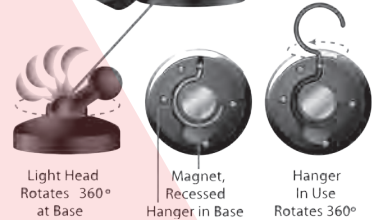
- | | |
|----------------------|--------------------------------------|
| 1. Flashlight | 5. Phillips Screwdriver |
| 2. Knife | 6. Slotted Screwdriver w/ Nut Wrench |
| 3. Can/Bottle Opener | 7. Glass Breaker Hammer |
| 4. Scissors | 8. Belt Cutter |



SL-1 SWIVEL LIGHT



- 23 super bright LEDs - 270 lumens
- Move light head to desired position - rotates 360°
- Recessed hanger - rotates 360°
- Attach to metal surfaces with powerful magnet on base
- Handy 'On/Off' button
- Uses 3 AAA batteries



SERVICE
ACCESSORIES
FILTERS & TOOLS

US-1 ULTIMATE STOOL



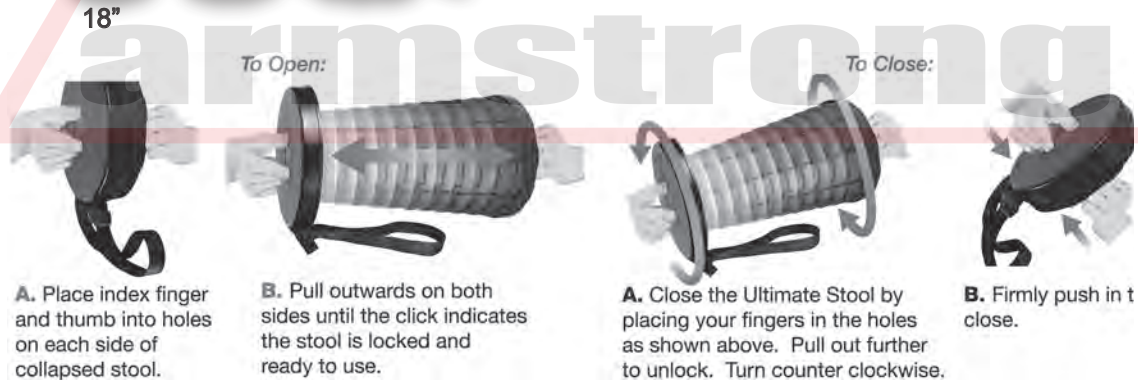
- Easily open or close the Ultimate Stool in just seconds!
- The innovative locking system locks firmly in place once opened, making the stool adjustable to any height you need between 2.4" - 18".



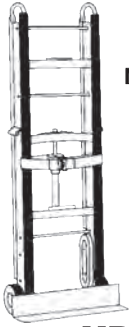
High strength heavy duty materials and unique design make the stool extra strong, stable and safe, easily holding up to 300 lbs.

The adjustable strap lets you comfortably carry the closed stool on your shoulder

At 3 lbs. & 10" diameter it is ideal to keep in your service vehicle.



ESCORT DOLLIES BY STEVENS



**Magnesium
Single
Strap
Dolly**

MRT

- 60" high
- 17" wide
- Weight: 41 lbs.
- 5" x 24" footplate
- Load capacity: 500 lbs.
- One 3 ply 14' web tie strap
- New ratchet strap tightener
- Automatic strap recoil

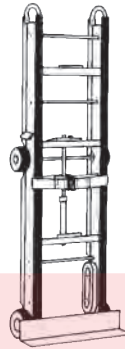
Escort

MRTMM

The "Mighty Mite" is the tough little magnesium work horse of the appliance truck field. It is ideal for use with many lower "under the counter" appliances and can stand up in most vans.

Specifications

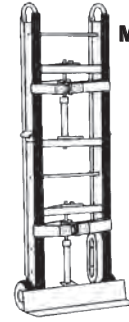
- Height: 48"
- Weight: 38 lbs.
- Construction: 3/16" x 1 1/2" x 5" Magnesium I Beam
- Other specifications same as Model MRT



**Magnesium
Single
Strap
Dolly**

MRT-66

- 66" high
- 17" wide
- Weight: 48 lbs.
- 5" x 24" footplate
- Load capacity: 500 lbs.
- One 3 ply 14' web straps
- New ratchet strap tightener
- Automatic strap recoil



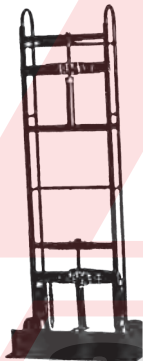
**Magnesium
2- Strap
Dolly**

MRT-2R

- 60" high
- 17" wide
- Weight: 45 lbs.
- 5" x 24" footplate 9 gauge
- Load capacity: 500 lbs.
- Two 3 ply 14' web straps
- 2 ratchet strap tighteners
- Automatic strap recoil
- Roller bearing crawler treads

SRT-2R

Double Ratchets

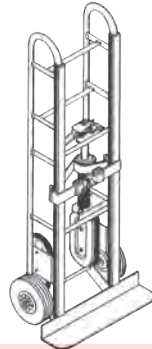


Specifications

- Height: 60"
- Weight: 55 lbs.
- Footplate: 9 gauge x 5" x 24"
- Frame Width: 16"
- Load Capacity: 750 lbs.
- Construction: 3/4" x 14 gauge tubular steel

Features

- Two 3-ply, 2 piece 14' straps (S-3)
- Two ratchet strap tighteners with automatic recoil (R-1S)
- 6" x 2" cushion tread rubber wheels with self-lubricating bushing (W-12)
- Padded with protective felt (P-8A)
- Non-marking SNAPLOK vinyl bumpers (P-21)
- Patented "ESCORT" roller bearing crawler treads (CT-2)



SRT

- Steel construction
- 60" high
- 17" wide
- Weight 51 lbs.
- 5" X 24" footplate
- Load capacity: 750 lbs.
- One 3 ply 14' web tie strap
- New ratchet strap tightener
- Automatic strap recoil

SRT8

- Same as SRT except for 8" wheels
- Weighs 55 lbs.

MODEL SRTM66

Specifications

Same as Model SRT except this model is 66" high and weighs 74 lbs. Operates at a 55° angle with the swing released.

MODEL SRTM72

Specifications

Same as Model SRT except this model is 72" high and weighs 77 lbs. Operates at a 55° angle with the swing released.



MATERIAL HANDLING & ESCORT PARTS

RATCHET TIE-DOWN STRAP



Quick, clean professional method of securing refrigerators, freezers, air conditioners, washers, dryers, microwaves and many other appliances. Ideal for trucks, vans and auto luggage carriers.

WD315

BIG WHEEL ATTACHMENT 10" Wheels for Escort Dollies



Part No.	Model Application
BWAS	For SRT and S2ST
BWAM	For MRT and MRT66

RUBBER TIE DOWNS

Quickly ties down ladders, pipe & tubing cylinders or almost anything in seconds



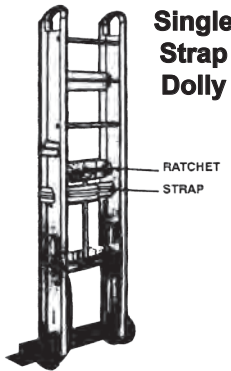
Part No.	Length
RS10	10"
RS15	15"
RS21	21"
RS31	31"
RS41	41"

REPLACEMENT PARTS FOR ESCORT DOLLIES

Part No.	Description
PADDING	
P1	1¼" X 53" rubber & felt seal (SRT prior to 6/91)
P3	1¾" X 53½" rubber & felt seal (MRT, M2ST, MRT2R)
P3A	1¾" X 60" rubber & felt seal (MRTM66)
P3B	1¾" X 60" rubber & felt seal (MRT66)
P3C	1¾" X 42" rubber & felt seal (MRTMM)
P8A	Felt set only w/glue (SRT, SRT2R)
P8B	Felt set only w/glue (SRTM72, SRTM66)
P8C	Felt set only w/glue (MRT, MRT2R, MRTM66)
P21	¾" X 53" Snaplock vinyl (SRI, SRT2R after 6/91)
P28	¾" X 53" Snaplock vinyl & felt set (SRT, SRT2R after 6/91)
WHEELS	
W12	6" X 2" X 5/8" thermoplastic tread 600 # cap (SRT, SRT2R)
W19	8" X 2½" X 5/8" solid rubber, 500 # cap (SRT8)
STRAPS	
S3	Complete 14' two piece strap w/hook & loop (all ratchet trucks except SRT8)
S4	Complete 14' two piece strap for offset ratchet (SRT8)
RATCHETS	
R1B	20¼" complete recoil ratchet assembly w/o dog (SRTM66, SRTM72)
R1C	21⅝" complete recoil assembly w/o dog (MRTM66)
R1D	22¼" complete recoil assembly w/o dog (MRT66)
R1M	17" complete recoil ratchet assembly w/o dog (MRT, MRTMM)
R1S	17" complete recoil ratchet assembly w/o dog (SRT, SRT8, SRT2R)
R4	Holding dog assembly w/hardware
R5	Recoil spring
R6	Handle return spring

SERVICE
ACCESSORIES
FILTERS & TOOLS

YEATS APPLIANCE DOLLIES & PARTS



Single Strap Dolly

RATCHET
STRAP

M5 - Shorty
47" H Weight: 32.5 lbs
For moving TV sets & room A/C

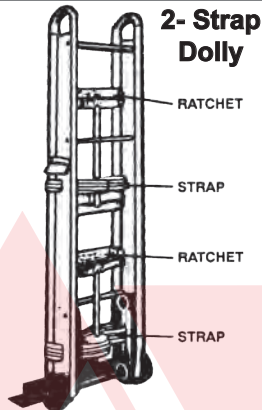
M5F Felt Padding

M5P Plastic Padding

M7 - Standard
59" H Weight: 37 lbs
For moving all types of appliances

M7F Felt Padding

M7P Plastic Padding



2- Strap Dolly

RATCHET
STRAP
RATCHET
STRAP

M14 - 2-Strap Standard
59" H Weight: 40.5 lbs
2-strap featuring 2 ratchets & 2 straps w/ 4 operating positions.

M14F Felt Padding

M14P Plastic Padding

M16 - 2-Strap Tall
65" H Weight: 44.5 lbs
For large refrigerators or freezers

M16F Felt Padding

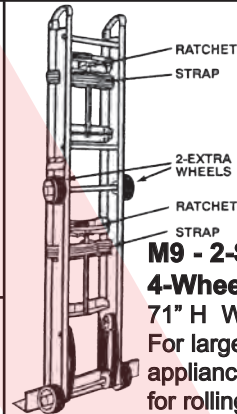
M16P Plastic Padding

#33 Big Wheel Attachment

On-Off in 30 seconds!
New light weight aluminum bracket with machined turn buckle for easy on & off.



- Updates your present YEATS dollies.
- 10" wheels w/long wearing ball bearings
- 4.10/3.50-4 4 ply rated tires and tubes
- Rolls heavy loads easily, smoothly



RATCHET
STRAP

2-EXTRA WHEELS
RATCHET
STRAP

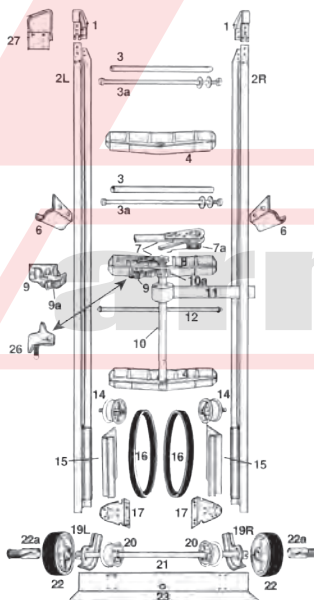
M9 - 2-Strap 4-Wheel

71" H Weight: 50.5 lbs
For large or over-sized appliances. 4 wheels for rolling heavy loads.

M9F Felt Padding

M9P Plastic Padding

YEATS REPLACEMENT PARTS



- 1 Top handle
- 2 Side rail (specify model & L or R)
- 3 Spacer
- 3a Spacer bolt
- 4 Cross member (w/o thumb latch)
- 6 Side handle
- 7 Ratchet handle (w/spring)
- 7a Ratchet return spring
- 8 Cross member (w/thumb latch)
- 9 Thumb latch (w/bracket & spring)
- 9a Thumb latch spring
- 10 Vertical shaft & holding gear (specify Model)
- 10a Holding gear (only) w/pin
- 11 Dolly strap (web strap)
- 12 Dolly strap support rod
- 14 Top pulley
- 15 Glide belt slide
- 16 Glide belt
- 17 Axle bracket
- 18 Lip extension

- 19 Side rail base (specify L or R)
- 20 Lower pulley
- 21 Axle
- 22 Wheel (complete with bearing)
- 22a Wheel bearing & sleeve
- 23 Nose Plate (Lip) (specify model)
- 24a Felt pad set (comp. w/cement) (specify model)
- 24b Lower felt pad (for nose plate)
- 24c Upright felt pad (specify model)
- 24d Center felt pad
- 24e Rubber cement
- 25 Plastic pad set (comp. w/cement) (specify model)
- 25c Upright plastic pad (specify model & L or R)
- 26 Thumb latch w/spring
- 27 Repl. top handle

ELECTRONICALLY COMMUTATED MOTORS (ECM)

ECM



We Have the Broadest Offering in the Business

Electronically Commutated Motors (ECM) are ultra high efficient brushless DC motors that utilize a permanent magnet rotor and built in inverter that converts the incoming AC power to DC. DC motors are inherently more efficient and easier to control than traditional induction motors. Escalating energy costs are driving the demand for ECM technology.

Motors That Deliver Energy Saving

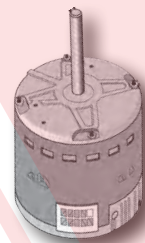
ECM Watt Replacements (See P. 121)



- Capable of being submerged in water up to 30 min.
- High efficiency (70%)
- For evaporator & condenser applications
- Dual voltage w/o connection change required
- Universal Mounting
- Ball bearing

PSC Replacements (P. 96)

Evergreen® IM Motor
Replaces Permanent Split Capacitor (PSC), direct drive motors.



- Constant Torque
- Speed 1075/5 Speed
- Voltage 120/240 Single Phase
- Rotation Sensing Technology

Variable Speed Replacements (P. 94 & 95)

Rescue EZ16 & Evergreen VS




- Compatible with all 2.0, 2.3 & EON & 16X4W motors
- Direct drop-in
- Connects the same as OEM
- Constant Airflow
- Frame NEMA 48 (5 5/8 Dia)
- Enclosure Open Air Over
- Voltage 120/240 1-P
- Speed 1050/Variable
- Shaft: 1/2" x 5" w/4 1/2" Flat
- Belly Band Mounting
- Rotation: CW/CCW

X-13 Replacements (See P. 92, 93 & 94)

Rescue Select Pro & Rescue EZ13 Evergreen EM

- ECM motor designed as a drop-in replacement for OEM constant torque motors
- The motor and module technology provides 6000V surge protection
- Operates quieter than the OEM ECM motor.




- For ECM Furnaces & Air Handlers
- 48 Frame
- 600 - 1200 RPM
- Up to 5 speeds
- Reversible
- Open Air Over (OAO)
- Replaces Endura Pro

Condenser Fan ECM Replacements

Fast & simple installation for contractors. Installs as easily as a PSC motor. Drop it in & move on.

- No capacitor required
- Connects directly to existing controls
- No additional relays or wires needed
- Shaft: 1/2" X 5 1/2" (5" Flat)
- 208-230 Volts



OM Motor OUTDOOR FAN MOTOR



See Page 95 & 96

MOTORS

RESCUE® Select™ X13 Replacement Motors

RESCUE® Select™ PRO ECM Blower Motor



RESCUE® permanent replacement condenser fan and direct drive blower motors ensure contractors always have the right motor on hand to get the job done. RESCUE motors are easily installed and replace a variety of different horsepower applications eliminating the need for temporary substitutions, extra drive time back to the wholesaler and emergency openings in the evening.

- Multi-horsepower rated
- All angle mounting
- Flex mounting or Belly band mounting
- Resilient mount utilizing 2.5" hub rings
- Exclusive Rheem and Ruud side shell holes
- Extended studs
- Quiet bearing system



RESCUE SELECT Pro™ motor is an easily programmable and extremely reliable ECM replacement for furnaces and air handlers. This truck stock motor replaces thousands of OEM models and offers integrated Bluetooth®† technology. To unlock its advanced features – like OEM direct programming, customized airflow in operation and real-time diagnostics – all you need to do is download the RESCUE Select programming app FREE from Google Play or the App store.

Specifications:

HORSEPOWER: 1/3, 1/2, 3/4 and 1 HP

SPEEDS: Programmable (1075/Var)

INPUTS: 24Vac, Tap Inputs HERTZ: 50/60 Hz

FRAME: NEMA® 48

EFFICIENCY: Up to 82%

VOLTAGE: 1Ø, 115, 208-230 Vac

ROTATION: Programmable (CCW or CW)

OPERATION MODE: Constant Torque

ENCLOSURE: Open Air Over (OAO)

MOUNTING: Belly-band

<u>Part No.</u>	<u>HP</u>	<u>Voltage</u>	<u>Amps (60Hz)</u>	<u>Shaft</u>	<u>Total</u>	<u>Shell</u>
6633	1/2 -1/3	115/208-230	6.3/4.0-3.8	5"	11.225"	6.225"
6643	3/4	115/208-230	9.3/5.8-5.4	5"	11.6"	6.6"
6653	1	115/208-230	12.4/7.8-7.2	5"	11.975"	6.975"

ECMPRO UNIVERSAL ECM TESTER



The Universal ECM Tester provides a functional test for virtually all types of Electronically Commutated Motors on the market.

- Easy to Use: Gives a "Go/No Go" Result
- No batteries required
- The back of the unit is magnetic for job-site convenience
- 24VAC indicating light
- Short circuit protection
- Long 24" leads



ECM BLOWER MOTORS

Evergreen EM ECM Motor • X13 Replacement

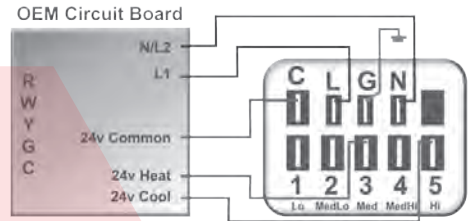


Designed to replace direct-drive blower motors in residential and light commercial indoor furnaces, air handlers, and package systems that were designed with a standard ECM motor, such as an X13 or equivalent competitor model. It is not designed to replace premium ECM constant airflow products, such as Eon, 2.3, 3.0, and 2.5. It is not designed as a PSC replacement

Features:

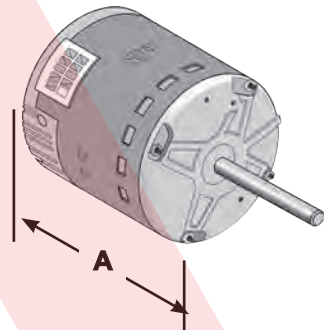
- 48 Frame, Belly Band Mount
- Multi-Speed, Constant Torque, Brushless DC Motor
- Automatically determines motor direction
- Operating speed range 600-1200 RPM
- Encapsulated electronics
- Soft start & off ramp for quiet operation
- Shaft 4½" Long x 1/2" Dia.
- 5 Speeds
- 4kV surge protection
- Ball Bearing

1. Transfer wires or plugs to same connections



2. Adjust speed taps for proper demand airflow

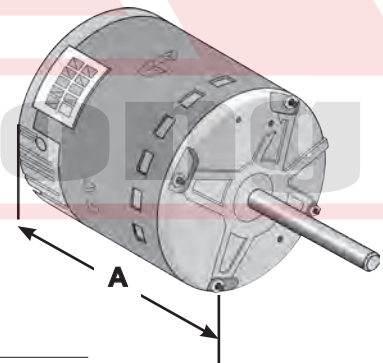
Part No.	HP	Volts	F/L Amps	"A" Dim	Weight
6103E	1/3	115	4.8	5.25"	8.4 lb
6203E	1/3	208-230	2.8	5.25"	8.4 lb
6105E	1/2	115	6.8	5.75"	11.3 lb
6205E	1/2	208-230	4.1	5.75"	11.3 lb
6107E	3/4	115	8.4	6.5"	15.6 lb
6207E	3/4	208-230	6.0	6.5"	15.6 lb
6110E	1	115	10.9	7.25"	19.3 lb
6210E	1	208-230	7.8	7.25"	19.3 lb



MOTORS

EC MAX Dual Voltage Direct Drive Blower Motors

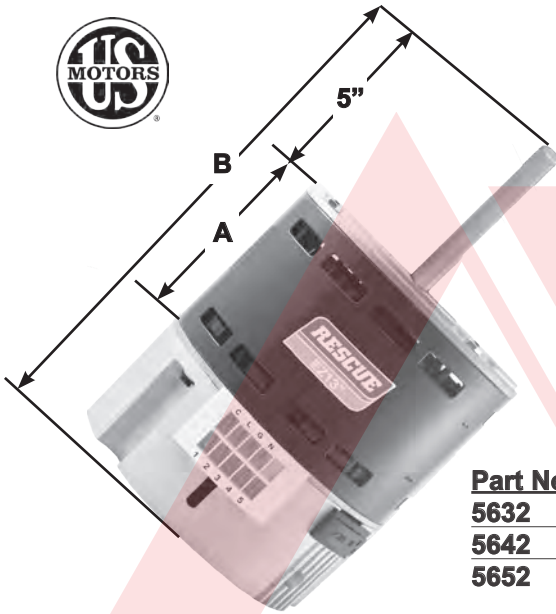
- Available in dual voltage rated 115/230V single phase input, 50/60Hz
- Designed to replace either PSC or X13 model of equivalent HP
- Ready for connection to existing fan relays or circuit boards with 45" harness
- Rotation sensing technology, automatically selects rotation upon first startup
- 1075 RPM
- 1/2" x 5" Shaft
- Ball Bearings
- 48 Frame Open Enclosure



Part No.	HP	Volts	Rotation	F/L Amps	"A" Dim
46013	1/3	115/230	CW/CCW	5.0/3.0	6 ³ / ₈ "
46012	1/2	115/230	CW/CCW	6.7/4.0	6 ³ / ₈ "
46034	3/4	115/230	CW/CCW	8.2/4.9	7 ⁵ / ₈ "
46001	1	115/230	CW/CCW	11.0/6.7	7 ⁵ / ₈ "

RESCUE® ECM BLOWER MOTORS

RESCUE® EZ13™ Truck Stock ECM Blower Motor For Furnaces & Air Handlers



Constant Torque
Frame NEMA 48 (5½ Dia)
Enclosure Open Air Over (OAO)
Voltage 115, 208-230 Single Phase
Speed 1075/Variable
Inputs 24Vac. Tap Inputs
50/60 Hz
Shaft: 1/2" x 5" with 4" Flat
Belly Band Mounting
Up to 82% Efficiency

No Programming Required
Ready to Install
Replaces Thousands of OEM Models
Built-in 6000 Volt Surge Protection


Part No.	HP	Amps	"A"	"B"
5632	1/2 - 1/3	6.3/4.0-3.8	3.662	11.225
5642	3/4	9.3/5.8-5.4	4.037	11.600
5652	1	12.4/7.8-7.2	4.412	11.975

RESCUE® EZ16™ 16 Pin Variable Speed ECM Blower Motor For Furnaces & Air Handlers

Constant Torque
Frame NEMA 48 (5½ Dia) Enclosure Open Air Over (OAO)
Speed 1075/Variable Inputs 24Vac. or PWM
Rotation: CCW or CW (24Vac)
Auto-Rotation (PWM)
Voltage 115, 208-230 Single Phase 50/60 Hz
Shaft: 1/2" x 5" with 4" Flat
Belly Band Mounting Up to 82% Efficiency
Included EZI Interface is as easy as 1, 2, 3.....

- Select your voltage
- Select your horsepower
- Adjust your airflow to meet requirements
- Direct drop-in
- Connects the same as OEM
- Compatible with all 2.0, 2.3 & EON & 16X4W motors

Part No.	HP	Amps	"A"	"B"
5863	1/3	4.5/2.9-2.7	3.412	10.475
5862	1/2 - 1/3	6.4/4.0-3.8	3.662	10.725
5861	3/4 - 1/3	9.3/5.9-5.5	4.037	11.100
5860	1 - 1/3	12.1/7.6-7.1	4.412	11.975



ECM BLOWER MOTORS

Evergreen® VS Motor and User Interface

Designed to replace Genteq® constant airflow (variable speed) ECM indoor blower motors. The product line is designed specifically to replace Genteq models 2.0, 2.3, Eon® using the interface and 3.0 motors directly. These motors represent the largest volume of variable speed motors used to date in HVAC OEM indoor blower motor applications.




Constant Airflow
 Frame NEMA 48 (5 5/8" Dia)
 Enclosure Open Air Over (OAO)
 Voltage 120/240 Single Phase
 Speed 1050/Variable
 Shaft: 1/2" x 5" with 4 1/2" Flat
 Belly Band Mounting
 Rotation: CW/CCW



Part No.	HP	Amps	"B"
6503V	1/3	5.0/2.8	10.71
6505V	1/2	7.7/4.3	11.21
6507V	3/4	10.0/6.1	11.96
6510V	1	12.8/7.4	12.71
5K010V	INTERFACE		
5K015	16 to 4 Pin Adapter		

MOTORS



RESCUE® EcoTech™ Motor PSC Replacements Only

The RESCUE® EcoTech™ motor drops into existing PSC induction-blower applications, without making complex wiring modifications or changes to the system controls. Just connect the leads, and you're done. No 24-volt signal leads or setup required. It's plug and play.

Features:

- Reversible rotation
- 40°C ambient rated
- Electronically protected motor
- Belly-band mounting
- No capacitor required
- Continuous duty, air over
- Ball bearing
- 5 Speeds
- Class B insulation
- 48 frame (5.6" diameter)
- 36" leads
- 115/208-230 Volts

Part No.	HP	Volts	Length
5 Speeds • High Speed RPM 1140 • 1/2" X 4" Shaft			
5522ET	1/4 - 1/3	115/208-230	5.75"
5532ET	1/2	115/208-230	5.75"
5542ET	3/4	115/208-230	6.75"
5552ET	1	115/208-230	7.25"



ECM BLOWER & CONDENSER MOTORS

Evergreen® IM Motor

Replaces Permanent Split Capacitor (PSC), direct drive motors.

Constant Torque

Enclosure Open Air Over (OAO)

Shaft: 1/2" x 5" with 4 1/2" Flat

Voltage 120/240 Single Phase

6KV surge protection

Automatically determines motor direction using Genteq's Rotation Sensing Technology

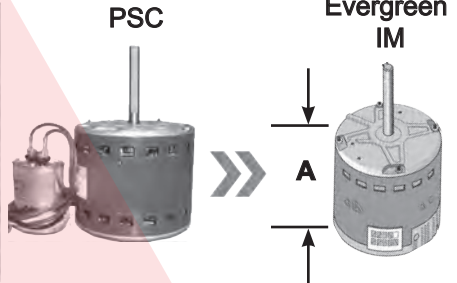
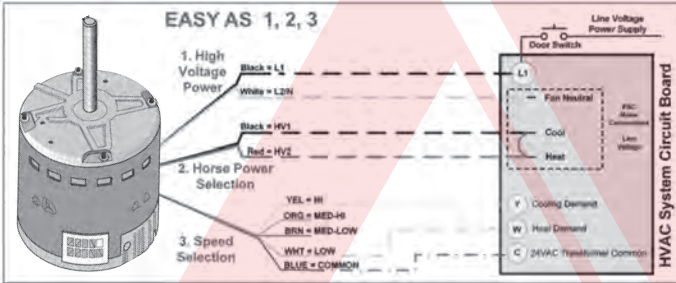
Frame NEMA 48 (5% Dia)

Speed 1075/5 Speed

Belly Band Mounting

Rotation: CW/CCW

Encapsulated electronics



Part No.	HP	Amps	"A"	Weight
6005	1/2 (1/2, 1/3, 1/4, 1/5)	6.7/4.0	6.34"	12 lb.
6010	1 (1, 3/4, 1/2)	11.0/6.7	7.84"	20 lb.

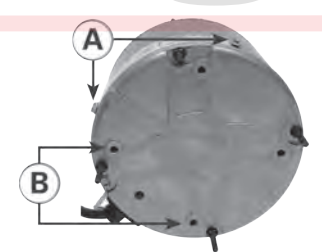
Evergreen® OM Motor

OUTDOOR FAN MOTORS

A versatile high efficiency ECM designed to replace induction motors (shaded pole or PSC) in outdoor fan applications.



- PSC outdoor fan motor replacement (1 Evergreen® OM motor replaces 16 of the most common PSC motor ratings.)
- Direct-drive fan propellers (axial fan blades)
- Reduce truck stock and get the job done
- No capacitor required
- Connects directly to existing controls
- No additional relays or wires needed
- A/C or heat pump systems (including split or package systems)
- All angle mount • Shaft: 1/2" X 5 1/2" (5" Flat)
- Lower profile • 208-230 Volts
- Remote mount control
- OEM mounting holes on side of motor shell (A) and end shield (B)



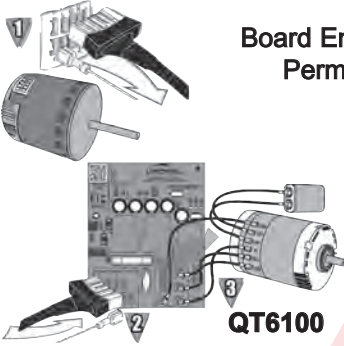
Part No.	HP	Amps	"A"	RPM
6303R	1/3 - 1/10	3.5	4.23"	850/1100

ECM TEST & ACCESSORIES

QwikSwap®

Board Enables Direct OEM Replacement When Combined With ANY Permanent Split Capacitor (PSC) Motor (120 & 208-230 VAC)

- Provides/Maintains Variable Blower Air Flow (improves performance)
- Automatically selects the best blower speed as unit cycles on
- No need to wait for the OEM motor to be ordered
- No motor programming required
- Quickly wired using existing OEM motor connection



QT6100 QwikSwap® X3 provides replacement of a failed OEM Constant Torque ECM, X13® or SelecTech®

QT6104 QwikSwap® V3 provides replacement of a failed OEM Variable Air Flow Rate ECM 2.0, 2.3, 2.5 or 3.0 motor

VZPRO ECM Motor Protector (120-240V)

Plug-In Transient, Surge, Lightning, & Spike Protection for ECM Motors. To use, simply plug VZPRO directly into motor, then plug motor's harness into the VZPRO... (Full instructions with photos in package.) The most common cause of ECM Motor failure is damage to the electronics module as a result of poorly conditioned voltage. This unit works with either 120v or 240v GE ECM motors.



SAVE THE MOTOR REPLACE THE CONTROL

Genuine Genteq® Control Module for X13® Endura® Pro & Evergreen® EM Motors

- For proper replacement, match the horsepower (HP) and voltage (VAC) ratings of the new control to the failed control. It is not necessary for the RPM or the amperage to match.

• This kit includes:


- 1 - Evergreen EM control module
- 2 - control mounting bolts
- 1 - low voltage harness (Optional)
- 1 - motor ID label

• Reduce part replacement time

- » Two bolts connect the control to the motor
- » The motor does not have to be removed from the blower housing

• Reduce the repair cost to the consumer



Evergreen™
ECM MADE EASY™



Easy as 1, 2, DONE

1. Plug it in
2. Bolt it together


Part No.	HP	VAC	MAX CURRENT	ROTATION	IMAGE
6103ECTL	1/3	115	4.8A	CCW/CW	A
6105ECTL	1/2	115	6.8A	CCW/CW	A
6107ECTL	3/4	115	8.4A	CCW/CW	A
6110ECTL	1	115	10.9A	CCW/CW	B
6203ECTL	1/3	208-230	2.8A	CCW/CW	A
6205ECTL	1/2	208-230	4.1A	CCW/CW	A
6207ECTL	3/4	208-230	6.0A	CCW/CW	A
6210ECTL	1	208-230	7.6A	CCW/CW	B



MOTORS


FURNACE BLOWERS

<u>Part No.</u>	<u>Volts</u>	<u>Amps</u>	<u>HP</u>	<u>RPM</u>	<u>Type</u>	<u>Reference No.</u>
AMANA (GOODMAN)						
A129	115	1.95	1/20	3250	S.P.	7021-9064, 7021-9259
PCI-A129						RFB129
A158	115	0.7	1/25	3450	PSC	7062-3151, RFB158
A160	115	1.6	1/60	3000	S.P.	7002-2407, 7021-8252, RFB160
A180	115	1.8	1/30	3400	S.P.	2020601, 7021-9625
A181	115	1.5	-	3000	S.P.	20044403, 7058-0136
ARMSTRONG (AIR EASE)						
66426K	230	0.65	1/30	3000	S.P.	R06428D426, Kit w/ Pressure Switch
RFB250	208/230	0.7	1/30	3000	S.P.	42250-001, 7021-10126
D9430						
66404	120	1.20	1/30	3200	S.P.	40404-003, 117521-00
A155	115	1.4	1/30	3000	S.P.	7021-10046, 40425-2, 40425-3, RFB245
A201	208/230	0.65	1/30	3450	S.P.	41144-001, 7021-10055
A202	115	1.8	1/30	3400	S.P.	45037-001, 7021-10602, RFB547, 58W01
A230	115	0.8	1/20	-	PSC	41144-002, 7021-10055
A240	115	1.1	1/50	3000	S.P.	45037-001, 7021-10602
BURNHAM						
66056	115	1.0	1/15	3400	S.P.	6116056, 8116227, 8116233 Gaskets Included



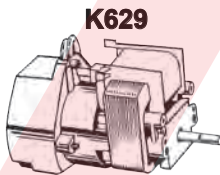
FURNACE BLOWERS

Part No.	Volts	Amps	HP	RPM	Type	Reference No.
CARRIER (PAYNE)						
65118	115	1.8/0.6	1/30	2800/2500	S.P	HC2IZE118, J238-150-15315
65230	230	0.8	28W	3000	S.P	48SS400626, HC24HE230
PCI4753	115	1.7	65W	3200	S.P.	HC21ZE117, HC660005, EM4753
65569*	115	1.80	25 MHP	3000	S.P	HC2IZE117B, 318984-753, SM4753
65570	230	0.8	25 MHP	3000	S.P	HC24HE230
66649	230	0.5	1/16	3450	PSC	48GS400106, 48GS400649
66752	115	1.8	25 MHP	3200	PSC	310371-752
66753	115	1.7	65W	3200	S.P.	HC21ZE117, HC660005, EM4753 318984-753, RFB212
66755	115	0.55	40W	3300	PSC	309868755
320725-756	115	0.85	1/12	3300	PSC	1179081, 320725756
66756						
320725-757	115	0.85	58W	3300	PSC	320725757
66757						
320725-758	115	1.15	78W	3400	PSC	320725758, HC28CQ115
66758						
66761	115	0.63	10W	3000	S.P.	326628761 2-Speed
66762	115	1.06	17W	3000	S.P.	326628762 2-Speed
66763	115	1.32	24.7W	3000	S.P.	326628763 2-Speed
66765	115	0.9/0.48	25MHP	3200	S.P.	326628765 2-Speed
66815	230	0.48	1/16	3450	PSC	50GS406815, HC30GB232
*A65569BW Blower Wheel						
PCI-LA11AA005						
COLEMAN (EVCON)						
A088	115	1.3	1/25	3200	S.P.	Domback, York 7021-6759,
A156	115	1.1	1/35	3000	S.P.	7021-8935, RFB156




FURNACE BLOWERS

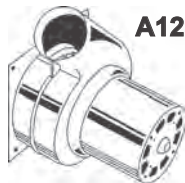
Part No.	Volts	Amps	HP	RPM	Type	Reference No.
COLEMAN (EVCON) (Continued)						
K629	115	.67	1/85	2950	S.P.	7990-317P, 7102-2187
65475	115	0.4	1/150	3315	S.P.	373-19801-820, -821
CONSOLIDATED						
A128	115	0.9	-	3000	S.P.	7021-9064, 302065
D959	115	.9	-	3300	S.P.	401570, JA1P082
DO960	115	1.41	1/30	3300	S.P.	401450, JA1P090
DUNKIRK						
82052	115	1.0	1/45	3000	S.P.	433-00-510
EXCEL						
A100	115	1.50	1/45	3000	S.P.	20093603/B, 7058-0280
GOODMAN (AMANA)						
RFB276	115	1.4	1/30	3000	S.P.	0131M00002P Packard 66002
RFB501	115	2.8	1/16	3000	S.P.	22307501, 0171M00000, 7058-2108
48331	115	1.80	-	3200	S.P.	B4833000, XX-2233-A, B
48332	115	1.8/1.1	-	3200/2800	S.P.	B4833001, 5KSB46GF0003 2-Speed
66000	230	1.40	-	3000	S.P.	0131M0000PS
66071	120	2.80	-	3000	S.P.	0171M000000, 7058-2108
66202	115	1.16	56W	3000	PSC	0131M00003PS, B4059002S, B4059004S
A065	115	1.22	1/35	3000	S.P.	0131M00002P, 119276-00, 7058-1392 RFB276



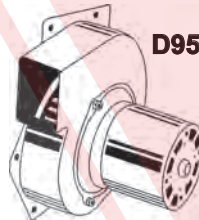
K629



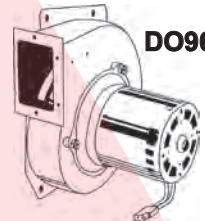
65475



A128



D959




DO960



82052



A100



RFB276



RFB501



48331
48332



66000



66071



66202



A065

FURNACE BLOWERS

Part No.	Volts	Amps	HP	RPM	Type	Reference No.
GOODMAN (Continued)						
A076	115	0.5		3200/2000	S.P.	0271F0019, S, 171M00002, 7023-201, 420
A077	120	2.80	-	3000	S.P.	0717M00000, 0717M00001, 7058-2108, 2690
A078	230	1.40	-	3000	S.P.	0131G00000PS, 7058-2338
PCI-A079						026-32067-000, 70-21496-00, 03, 06
A079	115	1.1	1/50	3000	S.P.	B18590000, 7021-6804, 82843 7021-5004 74-70-21496-03, RH702149683
A140	115	1.4	1/50	3400	S.P.	B2833001S, 7021-9087, -9000, RFB140
PCI-A157						7002-2307, 7002-3219
A157	115	1.3	1/30	3000	S.P.	7002-2771, B1859005 , J238-11128
66005						RFB185, 7002-0229, RFB859
A162	208/230	0.5	1/50	3000	S.P.	B2959000S, 7021-8656, RFB162
PCI-A182	115	1.3	1/35	3125	S.P.	B4059000, 7002-3036, 3105
A182						RFB190
A184	115	1.55	1/35	3125	S.P.	B4059001, 7058-0229, B40590-35
A185	115	1.15	1/30	3000	S.P.	105854-04, -05, 7021-9316
RFB483	115	1.8	1/8	3200	S.P.	B4833000, B4833000S,
A188		1.6				7021-10958, 5KSB46GF0001
A189	115	1.50	1/24	-	S.P.	D9868620, 7021-7302
A280	115	1.50	1/25	3000	S.P.	D986868, 7021-7794
A281	115	0.90	1/40	-	S.P.	D6996405, 7021-8252
A286	208/230	0.6	1/35	3125	S.P.	11096904, 7021-9398
A287	115	1.15	1/25	3000	S.P.	10585405, 7021-9655



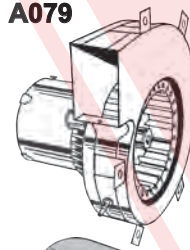
A076



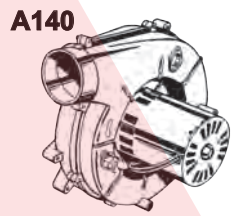
A077




A078




A079



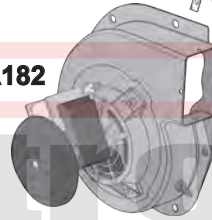
A140




**A157
66005**



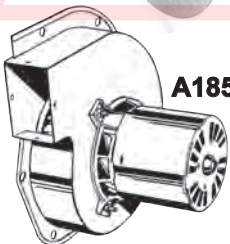
A162



A182



A184



A185



**A189,
A280**



RFB483, A188

**A281,
A286,
A287**




MOTORS


FURNACE BLOWERS

<u>Part No.</u>	<u>Volts</u>	<u>Amps</u>	<u>HP</u>	<u>RPM</u>	<u>Type</u>	<u>Reference No.</u>
GOODMAN (Continued)						
A282	220	0.45	1/60	-	S.P.	B1859505, 7021-8448
A284	208/240	0.5	1/30	-	S.P.	D9886202, 7021-9227
A285	115	1.40	1/30	3250	S.P.	B2833002, 7021-9236
A290	115	0.70	1/20	3200	PSC	20245903, 7062-5015 2-Seed 3200/2400
0131M00121 66121	230	0.33	1/50	3000	PSC	0131M00121SP, 10552, 66121
INTERCITY PRODUCTS (ICP)						
RFB433	115	1.5	1/35	3000	S.P.	1014433, 1014529, Packard 66529
RFB383 66833 A051	115	1.6	1/26	3000	S.P.	7021-7700, 7021-8735, 7021-8736, 7021-9335, 7021-9918, 7021-9744, 1708607, 1010238P, 1010324, 1013833, J238-13933
RFB330 A067 66338	115	2.4	1/25	3000	S.P.	1172823, 330701-701, 329148-701 1013915, 1014338, 119255-00, 7058-1404
A064	115	0.7	1/55	3150	S.P.	610672, 7021-5043, 7021-7102 RFB672
PCI-A134 A134	115	1.5	1/25	3060	S.P.	1010975, 1013833, 7021-9335, 7021-8735, 7021-9499, RFB134

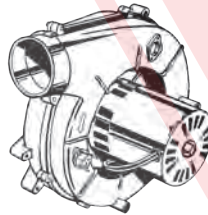
A282



A284



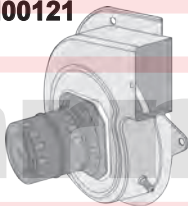
A285




A290




**0131M00121
66121**



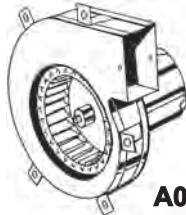
RFB433



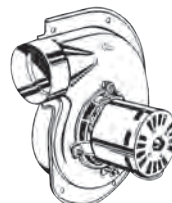
**RFB383
A051
66338**



**RFB330
A067
66338**



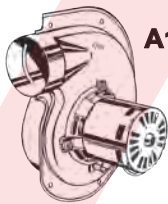
A064,



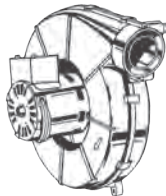
A134

FURNACE BLOWERS


<u>Part No.</u>	<u>Volts</u>	<u>Amps</u>	<u>HP</u>	<u>RPM</u>	<u>Type</u>	<u>Reference No.</u>
INTERCITY PRODUCTS (ICP) (Continued)						
A141 8741,	115	1.0	1/30	3000	S.P.	1094073, 1094074, RFB141, 7021-7021-8742, 7021-9188, 7021-9498
A145	115	0.7	-	3450	PSC	7062-4061, 7021-4061, 7021-10299 RFB145
PCI-1054268 A148	208/230	0.46	1/50	3000	S.P.	7021-7617, 7021-9237, 9446 1054268, RFB268
PCI-A151 A151	230	0.4	1/50	3200	S.P.	KEEPRITE ROOF TOP RGA, RGAA, HQ1050144, RFB105
PCI-A169 A169	230	0.75	-	2800	S.P.	1110008, 1085571P, RFB571 7021-10048, 7021-10580
A170	115	2.3	1/25	3450	PSC	1009924, 1009518, 1010527, 1010312, 1164280, AIRCO, COMFORTMAKER, HEIL, KEEPRITE, TEMPSTAR, 7021-8918, 7021-10299
RFB145 A171	115	0.7	1/25	3450	PSC	1011412, 1010491, 7062-4783
A172	115	1.6	1/35	3000	S.P.	1010975, 1013833, 7002-2633 7002-2792
PCI-A173 A173 66350	115	0.8	1/18	3450	PSC	1150474, 1011350, 1000814, 1001371, 7062-4832, RFB350 7062-4578, 7062-4785,




A141



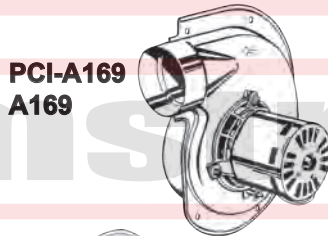
A145




PCI-1054268
A148,
9446




PCI-A151
A151



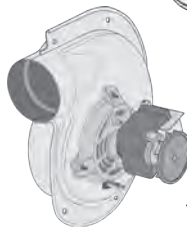
PCI-A169
A169



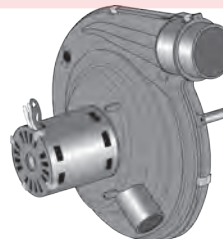
RFB145
A170



A171



A172




A173

MOTORS


FURNACE BLOWERS

Part No.	Volts	Amps	HP	RPM	Type	Reference No.
INTERCITY PRODUCTS (ICP) (Continued)						
A174	115	0.8	1/100	2350	S.P.	1010239, 7021-9188
A175	115	1.0	1/40	3300	S.P.	1708-600P, 7002-1891, 7002-1957
A176	115	2.2	1/25	-	S.P.	1011899, 7002-2946
A178	115	1.8	1/30	-	S.P.	1013188, 1012002, 7021-10928
PCI-A179	115	0.9	1/50	3000	S.P.	CUGE, CPGE, CULE, MGH
A179	115					1006168P, 7021-8693, RFB68
A301	115	0.8	1/100	-	S.P.	1010239P, 1094073, 7021-9498
A302	115	1.5	1/25	-	S.P.	1010324P, 7021-9499, 7021-9277
A306	208/230	0.3	1/30	2-Spd	PSC	1097245, 7062-4532 2-SPD 3350/2900 RFB107
A307	115	0.7	1/24	3450	PSC	1149097, 1008416, 1148361, 7062-2714, RFB114
A320	115	0.8	1/60	3000	S.P.	7021-9646, 101154-01, 7021-9466
A983	115	1.5	-	3000	S.P.	119290-000, 1014433, 1014529
A985	115	2.4	-	3000	S.P.	17058-1124, 330701-701FA, 1172823
RFB824	115	2.6	-	3000	S.P.	7021-112429, 1172824
66420	230	0.43	1/16	2447	PSC	1178420 2.5µF Capacitor Required




FURNACE BLOWERS


<u>Part No.</u>	<u>Volts</u>	<u>Amps</u>	<u>HP</u>	<u>RPM</u>	<u>Type</u>	<u>Reference No.</u>
LENNOX (ARMSTRONG)						
A068	120	1.15	1/60	3000	S.P.	88K8401, 3528-8171, 7058-1405
A135	120	0.7	-	3000	S.P.	33J4101P, 7021-8812, 7021-8819 RFB135
A138	120	0.7			S.P.	7021-8657, 7021-8825, 2038101 RFB138
RFB547 A163	115	1.8	1/20	3400	S.P.	G26 HIGH EFF. SERIES RES: 68K21, GASKETS INCLUDED, 116547-07 7021-10721, 7021-9450, 7021-10302 67K0401, UE JB1N062N
PCI-A164 A164 66401	120	0.8	1/60	2800	S.P.	10K5301, 27K5201, 43K4101, 7021-9593, 7021-9640, 7021-9657 J238-087-8171, 67M5401, RFB164
66093	120	0.43	-	3000	S.P.	80C93
A200	115	1.95	1/30	3000	S.P.	31L5501, 99M6301, 7002-2975, 66501
A203	115	1.8	1/20	3400	S.P.	49L5301, 7021-10841
A204	115	1.8	1/20	3400	S.P.	83L4101, 7021-11406
A205	120	0.7	1/20	3000	S.P.	T6-2118, 19J0401, 7021-8372, -9001
PCI-A206 A206 66300	115	1.5	1/25	3300	S.P.	20J8901, 7021-8473, 7021-8983 7021-8963



A068



A135



A138

PCI-A164
A164
66401



66093



RFB547
A163



A200




A203



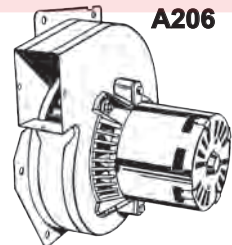
A204



A205




A206



MOTORS

FURNACE BLOWERS

Part No.	Volts	Amps	HP	RPM	Type	Reference No.
LENNOX (Continued)						
A207	115	1.75	1/28	3000	S.P.	60M7901, 7058-0217
A208	115	1.75	1/28	3000	S.P.	60M8101, 7058-0322
A209	115	0.80	1/20	2-Spd	PSC	38M5001, 7062-5441 3200/2800RPM
A210	115	1.70	1/30	3000	S.P.	18M6701, 27M1301, 7021-11063
A211	115	2.35	1/15	3400	S.P.	81M1601, 7021-11634
A213	115	2.1	1/25	3200	S.P.	18L0401, 7021-10376
PCI-A217	230	0.83	1/16	3000	S.P.	25M5501, 7021-11231
A217						
A219	120	0.70	1/65	3000	S.P.	88J3901, 7021-9262
A242	115	1.36	1/50	3400	S.P.	83L4101, 7021-11406
A244	208/230	0.85	1/20	3300	S.P.	20J8901, 7021-8473, -8983
A248	120	1.2	-	3250	S.P.	103014-03, 74W55, 70581847, 1848



armstrong

FURNACE BLOWERS

Part No.	Volts	Amps	HP	RPM	Type Reference No.
LENNOX (Continued)					
A249	115	2.35	-	3400	S.P. 103618-01, -03, 93W13, 70212686
A252	115	0.65/3	-	3200/2800	PSC. 103274-01, -03, 81W45, 70625985
A253	120	.24/.13	-	3300/2200	PSC. 1020701-01, 70626177
A322	120	1.10	1/70	3000	S.P. 83L8201, 24L0101, 7021-9884
PCI-A324 A324	208/230	0.50	1/12	3200	PSC. 28G6601, 7062-1909, JF1E021 RFB101
A325	208/230	0.60	1/10	3200	PSC. 98G8701, 7062-2845, 7062-4751
A329	208/230	0.50	1/12	3200	PSC. 19L1501, 7062-4819
A330	208/230	0.55	1/12	3200	PSC. 97J8201, 7062-5546, 7062-4517 7062-4608, 7062-4083, 69M3301
A331	460	0.38	1/10	3200	PSC. 97J8101, 7062-5554, 7062-4051 7062-4518, 69M3201
OLSEN, AIRCO					
RFB200	115	1.8	1/24	3200	S.P. HCS-2 HIGH EFF. 60, 75, 81, 90 Right Hand Discharge Residential: 20082, 11051403, 117592-00
RFB181	115	1.2	1/22	3320	S.P. HCS-2 HIGH EFF. 60, 75, 81, 90 Left Hand Discharge Residential: 18102, 117591-00

A249



A252



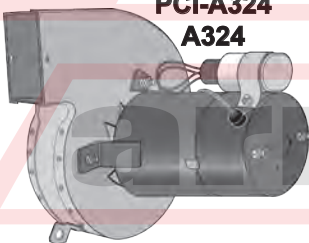
A253



A322




PCI-A324
A324



A325



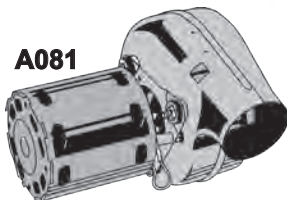
A329



A330
A331



A081



RFB181



RFB200

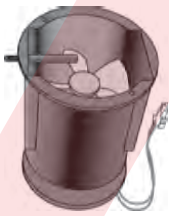


MOTORS

FURNACE BLOWERS

Part No.	Volts	Amps	HP	RPM	Type	Reference No.
NORDYNE (INTERTHERM, MILLER)						
65404	115	0.3	1/100	3000	S.P.	903404, All M1 Models, SM3404
A121	240	0.51	1/45	3000	S.P.	6217930, 7021-10381
A122	115	1.75	1/17	3000	S.P.	6219490, 7021-11227
A123	115	1.95	1/18	3300	S.P.	622064, 7021-11385
A124	115	1.75	1/15	3000	S.P.	6219290, 7021-11379
A126	115	1.80	1/45	3000	S.P.	6219500, 7002-3158
A130	115	0.7	1/20	3450	PSC	7062-4159, 7062-4639 9457, RFB130
A131	115	1.1	1/50	3000	S.P.	7021-9132, 7021-9661 9454
A132	115	1.1	1/50	3000	S.P.	7021-7975 9436-AOS
622567	115	0.43	1/33	3000	PSC	904999, 66567, 105556
66567						
66798	115	0.46	1/31	3300	S.P.	1003441, 904798, 622302
RHEEM (RUDD, WEATHERKING)						
PCI-A066	120	1.27	1/30	3000	S.P.	70-24157-03, 117847-00, 117104-01
A066						117104-08, 70-24157-03, 7058-1406,
66847						70-22162-81, 7062-2615, RFB241
A070	115	2.35	-	3400	S.P.	70-104157-02, 72112572
A074	115	0.5	-	3300	PSC	70-104157-03, 7062-6337

65404




A121



**A122,
A124**




A123



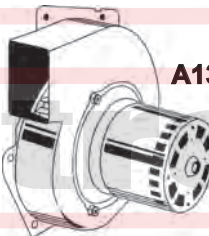
A126



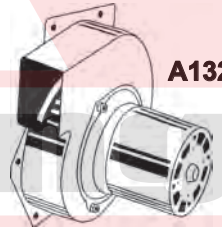
A130



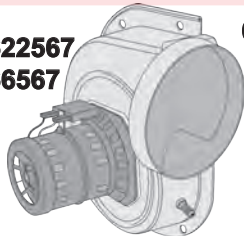
A131




A132



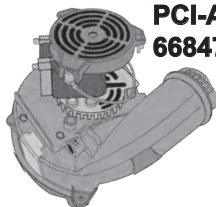
**622567
66567**



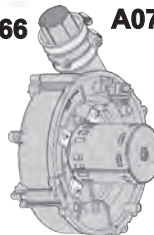
66798



**PCI-A066
66847**



A070



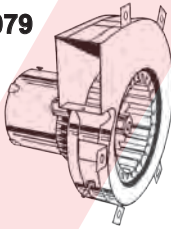
A074



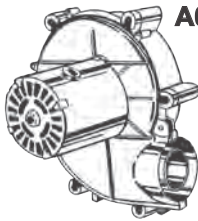
FURNACE BLOWERS

Part No.	Volts	Amps	HP	RPM	Type	Reference No.
RHEEM (RUDD, WEATHERKING) (Continued)						
PCI-A079 A079	115	1.1	1/50	3000	S.P.	74-70-21496-03-01, JA1M106, 74-70-21504-03-04, JA1M137, 577
A086	115	1.3	-	3200	S.P.	70-21876-01, JA1N065, 7021-5853, JA1N062, 7021-5990, JA1N069
PCI-A090 A090	115	1.3	1/50	3000	S.P.	70-21496-01, 7021-5239, JA1M102, 7021-5715, 9438-AOS, RFB090
A136	115	0.75	1/20	3450	PSC	70-24033-01, 7062-3861, RFB136
A139	115	0.95	-	3000	S.P.	7062-7577, 7021-7577, RFB139
A142	115	0.7	-	3450	PSC	7062-1881, 7062-2615, 7026-1881
A142B	Ball Bearing Version					70-22165-81
PCI-7021-11559						70-23586-01, -81,
A241 82641	208/230	0.62	1/25	3200	S.P.	70-23641-01, -81, 7021-9567
A245	208/230	.95/.85	1/15	3000	S.P.	70-42278-01, -02, 7021-7490
A246	115	0.85	1/20	3400	PSC	70-24206-01, 7062-3925, 2-Spd
A247	115	0.95	1/40	3250	PSC	70-100612-01, 7062-5519 2-Spd
K628	208/230	0.25	-	3000	S.P.	51-21964-01, -11, 7102-0628, -2163

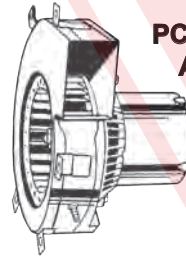
PCI-A079



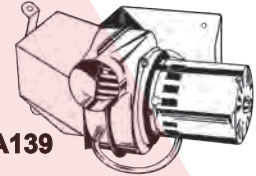
A086



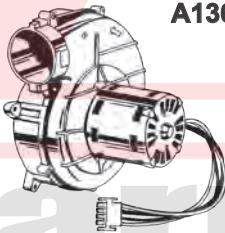
PCI-A090
A090



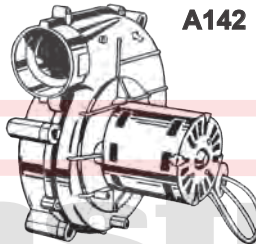
A139



A136



A142



PCI-7021-11559
A241
82641



A245



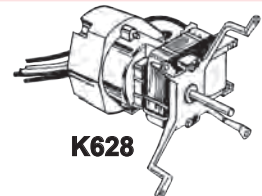
A246



A247




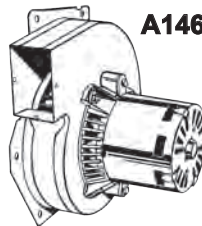
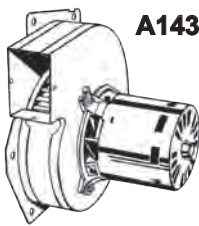
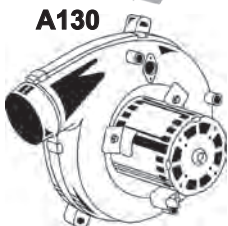

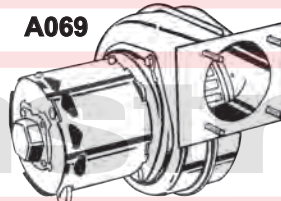
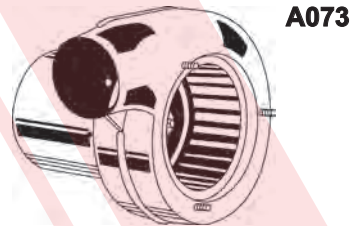

K628



MOTORS

FURNACE BLOWERS


<u>Part No.</u>	<u>Volts</u>	<u>Amps</u>	<u>HP</u>	<u>RPM</u>	<u>Type</u>	<u>Reference No.</u>
RHEEM (RUDD, WEATHERKING) (Continued)						
66181	115	0.92	-	3300	S.P.	70-102691-81, 7062-6268
66781	115	0.60	1/50	3000	S.P.	70-101087-01, -81, 7021-11559
TAPPAN						
A073	115/230	0.8/0.5	-	3200	S.P.	Janitrol, SJC, Arkla, 7021-6909 8251560133, 829932, HQ601073
TRANE						
66311	208/2300.21/0.16	-	-	2800	PSC	D965130P01, BLW1311 (2 SPD)
A069	208/240	0.5	1/70	3000	S.P.	38040252, 82252, 7021-10259 7021-6682, JA1C158
A075	230	0.4	-	3000	S.P.	38050005, 7021-6681, 7021-10261 JB1C061 Ball Bearing with Switch
A130	115	0.7	1/20	3450	PSC	6216130, 6217010, 7062-3956, 7021-4004, 7062-3616, RFB130
A143	115	0.95	1/50	3000	S.P.	X38040305010, X38040305017 7021-8428, 7021-8013, 7021-8924, 7021-9639, 7021-9055, 7002-2558; Jakel J238-138-1344, 66787, RFB143
A146	115	1.0/0.35	-	3000	S.P.	X38040276047, 7021-7986 (2 SPD)
PCI-A150						X38080029010
A150	208/230	0.5	1/35	3000	S.P.	7021-7833, 7021-8928 7021-10286, 82253, RFB150



FURNACE BLOWERS

<u>Part No.</u>	<u>Volts</u>	<u>Amps</u>	<u>HP</u>	<u>RPM</u>	<u>Type</u>	<u>Reference No.</u>
TRANE (Continued)						
A191	208-230	0.8	1/15	3000	S.P.	X38040251017, 7021-6683
A192	115	1	1/40	3000	S.P.	X38040253057, 7021-8569
A193	208-230	0.5	1/35	3480	S.P.	X38040050010, 7021-8591
A194*	115	1	1/80	3000	S.P.	X38020420017, 7021-9561 2-Speed
A195	115	1.75	1/16	-	S.P.	D342094P03, 7021-11543
A196	115	1.35	1/25	3200	S.P.	D342094P02, 7021-11544
A197	33-110	1		1500-4700	3-Ph.	D342097P01, 7092-0238 Variable HP
A198	115	1.75	1/45	-	S.P.	D342077P01, 7058-0259
A228	115	2.0	1/25	3000	S.P.	D342097P01, 7092-0238
A260	115	1.00	1/45	3250	S.P.	D342077P03, 7058-0261
A264*	115	0.75	1/120	3000	S.P.	D342078P01, 7002-3443
A267*	115	1.40	1/125	3000	S.P.	D342078P05, 7002-3446
A268*	115	1.40	1/45	3000	S.P.	D342078P06, 7002-3447
A269	208/230	0.60	1/35	3000	S.P.	X38040363010, 7021-11054
A270*	208/230	0.56	1/15	3350	PSC	X38040369010, 7062-5033
PCI-A271*	208/230	0.62	1/18	3500	PSC	X38040308-01, 7062-3969
A271						
PCI-A272*	208/230	0.65	1/12	-	PSC	X38040309-01, 7062-3971
A272						
A273*	208/230	0.62	1/8	3500	PSC	X38040310-01, 7062-3972 RFB310
A274	208/230	0.28	1/24	3500	PSC	X38040311-01, 7062-3973

* 2-Speed




MOTORS

FURNACE BLOWERS

<u>Part No.</u>	<u>Volts</u>	<u>Amps</u>	<u>HP</u>	<u>RPM</u>	<u>Type</u>	<u>Reference No.</u>
TRANE (Continued)						
A276	115	1.00	1/55	3000	S.P.	D330757P01, 7021-9011
A277*	115	0.6/0.36	-	3300/2600	PSC.	D345183P01, 70626400, BLWO1401
A360*	115	1.00	1/25	-	S.P.	D341095P01, 7002-2532
RFB337	115	1.3	1/30	3100	S.P.	D330787P01, 7021-10281, 7002-2558
A361*	115	1.6	1/42	3000	S.P.	7021-10291, 7021-8013, 7021-9055, J238-1344, BLW473, D330809P01, 21D340125, 21D330673,
A362	115	1.60	1/42	-	S.P.	D341663P05, 7002-2273
A367*	115	0.95	1/60	3000	S.P.	21D340096P02, 7021-8051
A368*	115	0.80	1/20	-	PSC	D340623P01, 7062-3782
A369*	208/230	0.34	-	-	PSC	C663946P01, 7062-3915
A370*	208/230	0.18	1/100	2920	PSC	C664099P01, 7062-3918
A373	208/230	0.60	1/35	-	S.P.	C665662P01, 7021-9396
BLW01321	115	0.215	-	2543	PSC	D344253P02, Y3L248A516
66362*	115	1/0.35	1/100	3000	S.P.	BLW00362, 7021-8925
82057	115	1.0	1/40	3000	S.P.	X38040253057, 7021-8569
WILLIAMSON						
A080	115	1.1	1/45	3000	S.P.	7021-5510, 02-568, RFB568
A118	115	1.8	1/15	3000	S.P.	100,000 BTU furnaces, 7021-6999, 7021-7042, RFB118

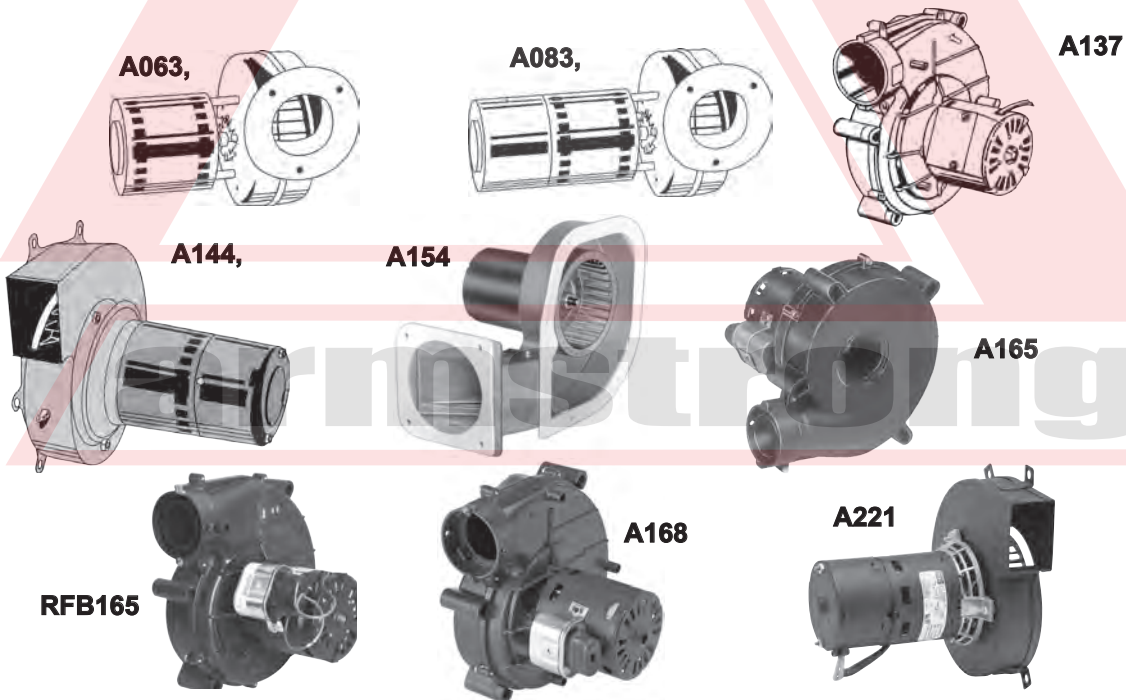
* 2-Speed



DRAFT INDUCERS & BLOWERS

<u>Part No.</u>	<u>Volts</u>	<u>Amps</u>	<u>HP</u>	<u>RPM</u>	<u>Type</u>	<u>Reference No.</u>
YORK (GUARDIAN)						
A063	230	0.6	1/56	3000	S.P.	2622239, 7021-4314, JB1C071, JB1C072, RFB63
A083	230	0.8	1/60	3000	S.P.	026-16323-0000, 026-16323-0001 026-20224-0000, 026-20224-0700, 7021-1373, 7021-8580, 7021-10265, JB1C029 Ball Bearing with Switch, RFB5
A137	115	0.7	1/25	3450	PSC	024-25007-000, 024-25007-700 024-25057-000 7062-2442, 7062-3958, 7062-3342, RFB137
A144	208/230	0.5	-	3000	S.P.	024-24115-014, 024-24115-017, 026-29599-700, 7021-6770, 7021-9912 RFB144
A154	115	1.2	-	3000	S.P.	024-27519-000, 7021-9428, 7021-10300 RFB154
A165 RFB165	115	0.7	1/25	3450	PSC	York Furnace P3-URB High Eff. Blower 024-25960-000, Coleman 2940391P, 7062-3958
A168	115	0.7	-	3450	PSC	20000101, 7062-1881, 7062-5019, RFB540
A221*	208/230	0.55	1/40	3000	S.P.	026-30614-700, 7021-6991, 7021-8318

* Impeller Looks Backwards, Designed That Way.

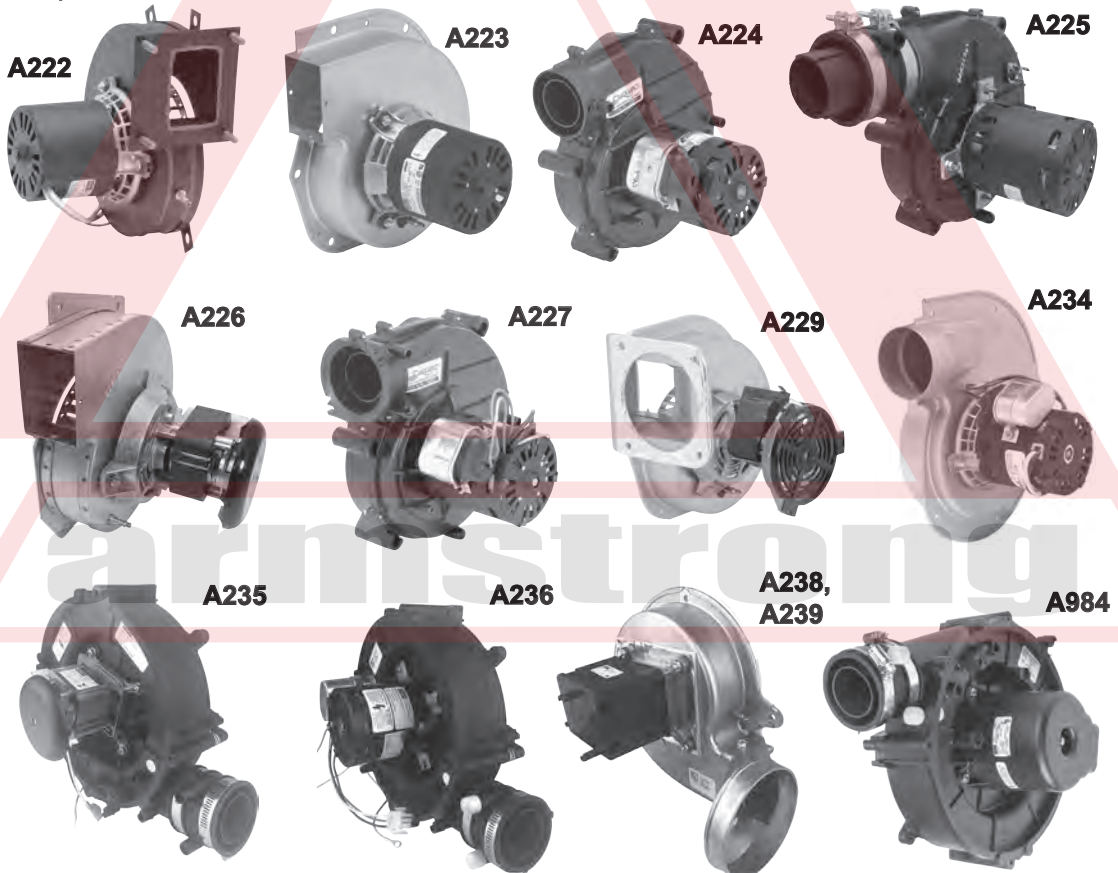


MOTORS

DRAFT INDUCERS & BLOWERS

<u>Part No.</u>	<u>Volts</u>	<u>Amps</u>	<u>HP</u>	<u>RPM</u>	<u>Type</u>	<u>Reference No.</u>
YORK (GUARDIAN) (Continued)						
A222	115	1.05	1/35	3000	S.P.	026-32067-700, 7021-7481, 7021-8317
66067						326-32067-000
A223	208/230	0.64	1/30	3200	S.P.	026-33999-001, 7021-9656,
82999						7021-10096
A224	115	0.8	1/18	3450	S.P.	024-27654-000, 7062-4743, 7062-5048
A225	115	2.25	1/15	3200	S.P.	024-34558-000, 17503, 7021-11577
A226	115	1.70	1/35	3000	S.P.	024-34490-000, 17500, 7058-0266
A227	115	0.7	1/25	3450	PSC	024-27641-000, 7062-4708
A229	115	1.75	1/25	3000	S.P.	024-32052-000, 17499, 7058-0267
A234	208/230	0.50	1/12	3200	PSC	026-39532-000, 102529, 7062-5155
A235	115	2.63	-	3000	S.P.	026-49692-00, 5445339, 70582743
A236*	115	0.56	2-Spd	3300	PSC	026-45494-000, 438144, 70626007
A238	115	1.06	-	2750	S.P.	026-42549-000, 5426425, 70581018
A239	115	0.7	-	2750	S.P.	026-49696-000, 5426426, 70581002
A984	115	1.63	-	3000	S.P.	341449, 7058-2721

* 2 Speed



FLUE EXHAUST MOTORS


Part No. Volts Amps HP RPM Type Reference No.

UNIVERSAL (with Switch RFB5)

B23617 115/2300.9/0.4 1/55 3100 S.P. Sleeve Bearing

B23618 115/2300.9/0.4 1/55 3100 S.P. Ball Bearing

**B236187/
B23618**



Part No. View Amps Shaft Dia. Shaft Length Rotation Bearing

115 VOLTS 2 POLE 3000 RPM

D408 B .48 1/4* 1.5 CW Slv.

D1179+ D 1.5 5/16 2 1/2 CW Slv.

D1180+ D 1.9 5/16 2 1/2 CW Slv.

+ Does not use centrifugal switch. * Uses Blower Wheel # 1-6141

DUAL VOLTAGE 115V-230V 3000 RPM

D456 A 2.0-1.0 1/4 2.0 CW Ball

D457 A 2.0-1.0 1/4 2.0 CCW Ball

115 VOLTS 4 POLE 1550 RPM

D9623 B 0.8 5/16 2.5 CCW Slv.

230 VOLTS 3000 RPM


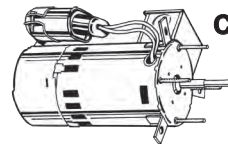

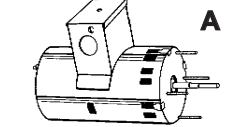
82018 B 0.78 - - CCWSE Ball

Permanent Split Capacitor (Included) • Ball Bearing • 3000 RPM Reversible

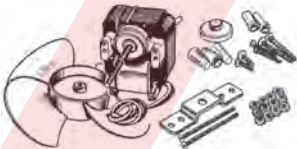
Volts Part No. View Amps Shaft Dia. Shaft Length Rot.

115 D410 C 1.5 1/4* 2.6 Rev

230 D412 C .65 1/4* 2.6 Rev



UTILITY FAN MOTORS FOR MANY APPLICATIONS



Fan Motors for Commercial & Domestic use. Range Hoods - Forced Air Furnaces - Humidifier, ec. All Motors are Designed for Both CW & CCW Operation & Can be Mounted Either Horizontally or Vertically. 50/60Hz Impedance Protected

EM670 & EM675 are Truck Stock Recommended

Part No.	Volts	Speeds	Stack	Shaft Length	Shaft Dia.	Fan Blades & Hardware	Hardware Only
EM670	120	1	5/8	1 1/4	3/16	X	
EM672	240	1	5/8	1 1/4	3/16	X	
EM673	120	2	5/8	1 1/4	3/16	X	
EM675	120/240	1	1	2 1/2	3/16	X	
EM686•	120	1	5/8	1 1/4	3/16		X
EM687•	120/240	1	1 1/2	2 1/2	3/16	X	
EM688•	120	1	1 1/2	1 1/2	3/16		X

• BALL BEARING

Actual Shaft Sizes

7/32" 3/16"

Part No.	Shaft	Stack	Notes:
VFM100	1 1/4" X 7/32"	7/8"	Nutone 65878 & 50 CFM vent fans (Includes fan blade)
VFM101	1 1/16" X 7/32"	7/8"	Nutone 52367 & 2 speed vent fans CWSE
VFM103	1 1/4" X 7/32"	3/4"	Nutone 63675 models 9605N & 9665N
VFM105	1 1/16" X 7/32"	7/8"	Nutone C27987-2 model M9T CCWSE (65094)
VFM106	2 3/8" X 7/32"	3/4"	Nutone C68626 models 9425F, 9145F, 9415A, 9424A

FIREPLACE BLOWER SYSTEM

FIREPLACE BLOWER SYSTEM 115 Volt, 3000 rpm

B160




Designed to enhance heat output from home fireplaces. Factory installed junction box. Features a variable speed control & a temperature sensor switch to turn the blower on and off automatically. 1.56 amp • 1/60 Hp

CENTRIFUGAL BLOWER

A120

Designed to be used in gas stove & gas fireplace
120V/1.1 Amp • 2 Speed Aladin Steel 230-1460




FOR FIREPLACE INSERTS

Replaces Lennox Hearth Products 69L2901
& Jakel J238-11177.

1-speed • CW rotation • Sleeve Bearings

Part No.	Fasco No.	HP	rpm	Amps
B22515	7058-1036	1/70	2200	0.98





Universal Fireplace Fan Replacement

- Fan: 2-speed
- 3000 RPM (mounting brackets fit 5.83" B.C.D.)
- 1/2" Stack
- 0.6 Amps
- 120 Volts
- CWSE
- * 100 CFM

Replaces: J574, C574A, AMIYC8062-1BE-130

C574A



Majestic, Vermont Casting, CFM Blower

- 50 Watts
- 1250 RPM
- 12.9" x 4.3" x 3.6"
- 0.86 Amps
- CW
- Blade: 2.6" x 9.4"
- 115 Volts
- 130 CFM

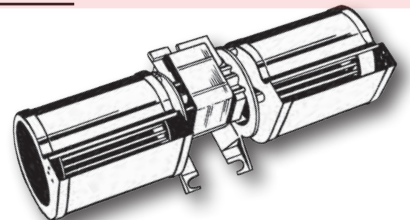
Replaces: CFM-FA20, FK24, RHE32, Lennox 18L46, Majestic HE30, HE32, Travis (Gas)

FK24A

Heat-N-Glo Blower

- 53 Watts
- 2400 RPM
- 12.8" x 4.6" x 4.3"
- 0.92Amps
- CCW
- Blade: 3" x 4"
- 115 Volts
- 125 CFM

Replaces: GFK-160A, Fasco 7002-1241, A133, RFB168



GFK160A


BROAN MOTORS



86322000



**(50933)
S86933000**



S97008584



S99080605




S97010254



S97011222




S97012248




S99080152



**(82048)
S97008342**



S99080176




S99080178



S99080180



S99080181



S99080448



S99080481



S99080482




S99080483

Model	Type	Part No.	Model	Type	Part No.
162	Exhaust Fan	S97010254	420000	Range Hood	S97011222
164	Exhaust Fan	S97010254	12C	Wall Fan	S99080181
315, 317	Exhaust Fan	S97008342	8663RP	Exhaust Fan	86933000
361	Exhaust Fan	S97008584	8664RP	Exhaust Fan	86933000
363	Exhaust Fan	S99080152	8673RP	Exhaust Fan	86933000
365	Exhaust Fan	S99080178	L100	Exhaust Fan	S99080481
383	Exhaust Fan	S99080152	L150	Exhaust Fan	S99080482
505	Exhaust Fan	S99080176	L200	Exhaust Fan	S99080483
507	Exhaust Fan	S99080176	L300	Exhaust Fan	S99080485
509	Wall Fan	S99080180	QT100	Exhaust Fan	86322000
695	Exhaust Fan	99080605	QT2000	Range Hood	S99080667
696	Exhaust Fan	99080605	RL61000	Range Hood	S97012248
340000	Range Hood	S97012248	RL63000	Range Hood	S97012248
360000	Range Hood	S97011222	S80UL	Exhaust Fan	S99080448
400000	Range Hood	S97012248	S80U	Exhaust Fan	S99080448
410000	Range Hood	S97012248	WA65000	Range Hood	S99080667



S99080485

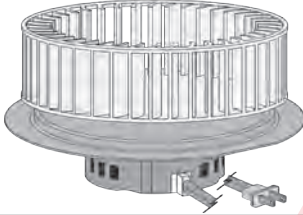


S99080667

MOTORS

VENTILATION MOTORS

Exhaust Fan Assembly For Broan - NuTone
 Thermally Protected, Open Enclosure, Ball Bearing



PCP50695 for QT80 Series

1/75HP, 115V 60Hz, 1550RPM, 0.9A, CWSE
 Replaces 0695B000, 86323000, 40695, 50695

PCP50696 for QT90, QT100 & QT110 Series


1/75HP, 115V 60Hz, 1550RPM, 1.2A, CWSE
 Replaces 0696B000, 86322000, 50696

• 120V • 1 Speed • 3000 RPM



65110K

- 1/2" Stack • 0.41 Amp
- Used in many mobile homes
- Includes 6 1/2" fan blade
- Splined Shaft • CW Shaft End



65894K

- 3/4" Stack • 0.90 Amp
- Replaces Nutone 89423-000

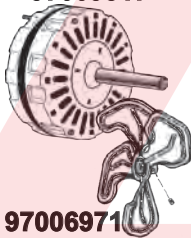


82423K

- 1/2" Stack • 0.53 Amp
- Repl. Nutone 82229, K5894

**97009316/
97009317**

5" MOTORS FOR ROOF TOP VENTILATORS




H.P.	Amps	Length	Shaft Size	Rot.	Speed	Part No.
Body Shaft						
1050 RPM • Shaded Pole Air-Over • 115 VOLT						
1/10	3.4	2 1/4	1/2 X 3	CW	1	97009316*
1/8	4.3	2 1/2	1/2 X 2 1/2	CW	1	97009317
* Popular White Ventilator Motor Matching Blade: 97006971						
1800/1200 RPM • 115 V • 48 Frame • Drip Proof						
1/3-1/9	5.3-2.9	6 1/4	1/2 X 1.56	CW	2	B402




B402

97006971


GREENHECK MOTORS 115V



**90145
90198**



90153



**90038
90955**

Part No.	Greenheck	Dia	HP	Amps	RPM	Rot.	Bearing	Type
90145	310145	3.3	8W	1.15	950	CWSE	Sleeve	SP
90198	310198	3.3	1/40	1.8	1050	CWSE	Sleeve	SP
90153	309153	48/56	1/4	4.6	1725	CCWLE	Ball	SP
90955	314955	3.3	5W	0.19	700	CWSE	Ball	PSC
90038	315038	3.3	3W	0.15	675	CWSE	Ball	PSC

VENTILATION MOTORS

Kit Includes:

Auto O'Load • Open Vent
1 Speed • 60 Hz. • 42 Frame
Sleeve Bearing • Single Shaft
CW Shaft End Motor

3 Mounting Lugs
3 Nylon Lock Nuts

Replaces:

Model AO416B2059
Model AO510B2389
Model AO510B2497

SHADED POLE ROOFTOP VENTILATOR MOTOR

LOMANCO



Use only with LOMANCO 2000 or 1800 Addavent Power Ventilators

Stock No.	HP	RPM	Volts	Amps	"A"	"B"	"C"	Rotation
70059	1/10	1100/1	115	4.40	3.43"	1/2"	1.68"	CW


LOREN COOK GEMINI MOTOR REPLACEMENTS

115V • Sleeve Bearings • Open Enclosure • CWSE Rotation

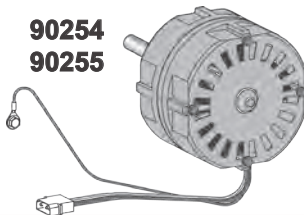


Part No.	HP	RPM/		Type	Shaft	Length	Dia.	Replaces
		Speeds	Amps					
90220	1/114	1500/2	0.75	SP	3/8 x 2 3/4	2 3/8	4.4	220, 615053A
90254	5W	1550/2	0.40	PSC	3/8 x 2 3/4	2 3/8	3.3	615254
90255	15W	1550/2	0.25	PSC	3/8 x 2 3/4	2 3/8	3.3	615255
90320	1/16	1500/2	2.20	SP	3/8 x 2 1/2	2 3/8	4.4	320/340, 615054A
90420	1/23	1500/1	1.50	SP	3/8 x 2 3/4	2 3/8	4.4	420
90520	1/16	1200/1	1.50	PSC	3/8 x 2 1/4	3	5.12	520, 615056A
90620	1/11	1500/2	4.60	SP	1/2 x 6 1/4	3	4.4	620/640, 615057A
90720	1/4	1625/2	3.90	PSC	1/2 x 6 1/4	3 3/8	5.12	720, 615058A
90E2A	1/4	1600/2	3.90	PSC	1/2 x 6 1/4	3 3/8	5.12	720


90220
90320
90420



90254
90255



90620
90720




90E2A



FOR PENN VENTILATOR

Replaces Centrex Centrifugal Inline Fan - Direct Drive SX095VSR
(DE2F088-T • 63748-0) CCWLE-CWSE



Part No.	HP	RPM	Volts	Amps
OPV748	1/6, 1/12, 1/20	1500/1300/1050	115	2.1/1.9/1.4

Replaces Domex Roof Mounted Fan DX11VSR
(DE2F085-T • 63747-0) CCWLE-CWSE



Part No.	HP	RPM	Volts	Amps
OPV747	1/7, 1/11, 1/25	1550/1300/1050	115	2.5/2.1/1.6

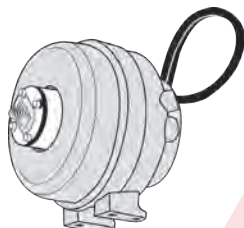
CONDENSER FAN MOTORS

"WATT MOTORS"

Used on commercial and domestic refrigerators and freezers. Totally enclosed, all angle, lifetime lubrication and impedance protected. 1/4" threaded shaft.

Note: Rotation viewed from opposite shaft end.


Watts	Rotation	Volt	Part No.
2	CW	115	65109
4	CW	115	65211
4	CCW	115	65212
5	CW	115	65018
6	CW	115	65311
6	CCW	115	65312
9	CW	115	65411
9	CCW	115	65412
9	CW	230	65421
9	CCW	230	65422
16	CW	115	65811
16	CCW	115	65812
16	CW	230	65821
16	CCW	230	65822
25	CW	115	65001
25	CCW	115	65003
25	CW	230	65002
25	CCW	230	65004
35	CW	115	65020
35	CCW	115	65022
35	CW	230	65021
35	CCW	230	65023



10042

Solid State Commutated Unit Bearing Motor

35-50 Watt, 208-230V 1550 RPM, 0.48 Amp, CCW



50 WATT

11 Frame -
3/8" Shaft
1500 RPM
- Cast Iron

Part No.

50CW115 (65040)

50CCW115 (65042)

50CW230 (65041)

50CCW230 (65043)



15045 (50EMJR21) (11045)

A direct replacement motor for Tecumseh.

Condenser Fan No. 810M050A62, NU50 Watts, 230V, 0.85 Amps, CW 5/16" Shaft, 1500 RPM.

Direct Drop-In ECM Replacement for Motors Up to 25 Watts

- Ultimate Commutated Technology!
- 100% Performance Tested
- Constant RPM at either 50 or 60 HZ regardless of voltage fluctuations
- Peak Efficiencies Exceed 80%
- Unit Bearing Construction
- Includes Water Shield
- Includes LYALL Plug
- 1/4" Threaded Shaft

Part No.	Watts	Volts	RPM	Amps	Rotation
10020	16-25	115	1575	0.60	CW
10022	16-25	115	1575	0.60	CCW
20020	16-25	208-230	1575	0.30	CW
20022	16-25	208-230	1575	0.30	CCW



MOUNTS FOR 51 FRAME MOTORS
MTG45ADJ
(08004)

Part No.	H
A11601	4 1/8"
A11602	4 1/16"
A11603	5 3/8"
A11605	6 1/4"



REFRIGERATION FAN MOTORS

"WATT MOTORS"


NU Series Shaded Pole Motors

- All Angle • Totally Enclosed • Continuous air over • 1550 RPM • CCWSE
- Foot mount: 4 tapped holes • Rear mount: 3 tapped holes • Front mount: 4 studs
- Self-lub. & self-aligning sleeve bearings • Self-lubricating & self-aligning sleeve bearings

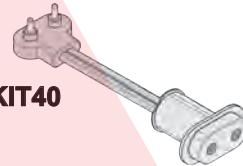
Part No.	Watts	Volts	HP	Amps	Protection
EC4W115	4	115	1/185	0.36	Impedance
EC4W230	4	230	1/185	0.18	Impedance
EC5W115	5	115	1/150	0.40	Thermal
EC5W230	5	230	1/150	0.20	Thermal
EC6W115	6	115	1/125	0.41	Impedance
EC6W230	6	230	1/125	0.20	Impedance
EC9W115	9	115	1/83	0.58	Thermal
EC9W230	9	230	1/83	0.35	Thermal



RESCUE[®] ECM Refrigeration WATT Motor designed as a Universal drop-in replacement



- 4-25W, 1550-1725RPM, 115-230V, 0.2-0.75A
- Standard 3 hole style/Hussmann 4 hole on back of motor
- Standard Shaft Size 1/4-20 thread
- Double Pedestal • Thermally Protected
- Robust Ball Bearing System
- Aluminum Frame

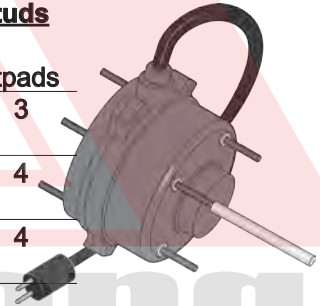


KIT40

Part No.	Description
EC5411E*	CW (5411EC)
EC5412E*	CCW (5412EC)
EC5414E*	2-speed (1650/1550) & dual rotation (reversible)
KIT40	90 Degree plug adapter • 5" Chord

Part No.	Watt/HP	RPM	Amps @115V/230V	Rot	Shaft	Studs
91636	6W-16W	1550	0.35	CWSE	1/4-20	3
	1/15-1/25		0.22		Double Footpads	
EC5407E	50W-30W	1550/1625	0.6-0.72	*CCW	2.5"	3
	1/15-1/25		0.4-0.67		5/16"	
EC5408E	50W-30W	1550/800	0.6-0.72	*CCW	3.07"	4
	1/15-1/25		0.4-0.67	REV	5/16"	
91635	16W-39W	1635	0.76	CCWSE	2.5"	4
	1/15-1/25		0.48		5/16"	

*Rotation is viewed opposite shaft end



PACKARD 3.3" DIA. ECM REFRIGERATION MOTOR

9-16 Watts • 120 Volts • 1800 RPM • 0.34 Amps

(Manufactured by Wellington)

- Integrated Electronic Control • Moisture & Humidity Resistant
- High Efficiency • Drop In Retrofit Solution
- Includes 2 Prong Lyall Plug • Ultrasynch™ Technology
- UL Approved • Ball Bearings

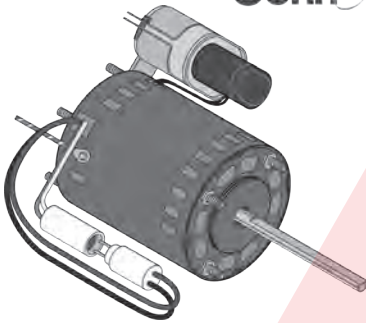
ECR92PJA12



REFRIGERATION FAN MOTORS

TRUCK STOCK RECOMMENDATION

Parts
Connect®




PCD1127

- 3-IN-1 PSC BLOWER MOTOR • 3.3" DIA
- 115/208-230V • 1.1/0.6 Amp
- 1 SPEED • 1550RPM • 1/12-1/15-1/20 HP
- SLEEVE BEARINGS
- 5/16" x 3 1/8" Shaft

EMERSON: 9650, 9651, 9652, 9653, 9656, 9664

CENTURY: 9721

FASCO: D1101, D1103, D1122, D1123, D1124, D1125,
D1126, D1127, D1152, D1154, PD1125,



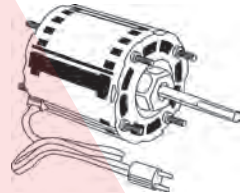
- 115/230V • 1550 RPM • Reversible • 1/12-1/15-1/20 HP
- PSC • 1.1/0.6 AMP • Sleeve Bearing • 5/16" x 3 1/8" Shaft

49101

MOTORS FOR BOHN COIL WITH PLUG

5/16" Shaft 3 1/8" Diameter

*BOTH HAVE SPECIAL LOW TEMP OIL
CW Rotation*

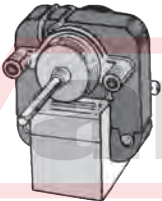


115V

- 1550 RPM • 1/20 H.P. • 2.1 Amp
- Medium Temperature Coil Motor
- Sleeve Bearing • A.O. SMITH Ref. 572
- Bohn No. 5034L, 5008S,
- D1124** (25300101, 41124)

230V

- 1550 RPM • 1/15 H.P. • 1.1 Amp
- Low Temperature Coil Motor • Sleeve Bearing
- A.O. SMITH Ref. 573 (45008T)
- Bohn No. 5034M & 5008T
- D1126** (41126)



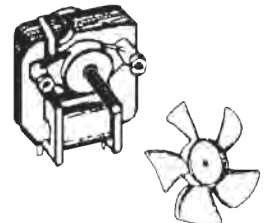
C-FRAME MOTORS FOR BOHN

Part No.	Volt	Bohn No.	W/Stand Offs
EM691	110	5007S	5036F, 5018S
EM692	220	5007T	5036G, 5018T

DELFIELD

Used on reach-in-coolers Replaces Delfield No. 1175-10-4439
Impedance Protected • CW Shaft End* Includes 5/2" Dia. Plastic Blade

Part No.	Stack	RPM	Amps	Volts	*Shaft
65514	5/8"	3000	.29	120	0.181" X 0.75"



REFRIGERATION FAN MOTORS

MOTORS FOR COPELAND - 208-230V

Part No.	HP	RPM	Amps	Rot. LE	Cap.	Shaft	Dia.	"A" Dim	Reference
40265	1/6	1550	1.1	CCW	Included	1/2" x 3"	5 5/8"	3 1/2"	050-0265-00
174A	1/6	1625	1.0	REV	5µF-370	1/2" x 2 1/2"	5 5/8"	4"	S3051
OCP0251 (40251)	1/6	1400/1625	1.5	CW	Included	1/2" x 2 1/2"	5"	3 3/4"	050-0251-00 322P913, 6128
OCP1024	1/4	1625	1.5	CW	5µF-370	1/2" x 3"	5 5/8"	4-9/16"	D783, K6174 3047
D783	1/4	1625	1.5	CW	5µF-370	1/2" x 3"	5 5/8"	4"	050-0238-00
OCP0250 (40250)	1/4	1400/1625	1.5	CW	Included	1/2" x 2 1/2"	5"	3 3/4"	050-0250-00 322P914, 6129
OCP0108	1/3	1625	2.6	CW	Included	1/2" x 2 1/4"	5 5/8"	5 3/4"	050-0108-00 3124, 6127




40265



174A



OCP0250,
OCP0251



OCP1024
D783



OCP0108

FOR HEATCRAFT (Bohn, Keeprite, Larkin, McQuay)

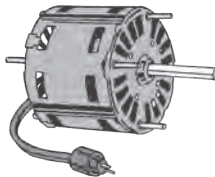
- 1 Speed • Shaded pole
- 5/16" X 2 1/4" Shaft
- Body Length 2 3/4"
- 1/20 H.P. • 1500 RPM
- 3.3" Diameter • CCW

115V 1.9 Amps

D1101 (41101)


208-230V 1.15 Amp

D1103 (41103)



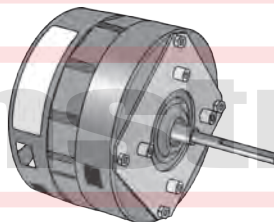
PSC Capacitor included
Sleeve bearings
Open Ventilated
Thermally Protected
Heatcraft 25309101 &
Fasco 7190-2285, 0442
1/12 HP - 208/230V
0.5 Amp 1550 RPM • CCW

D1125 (41125)



TECUMSEH

1/20 H.P. 230V 1.1 AMPS
5/16" X 2 1/2" SHAFT
1550 RPM 5" DIAMETER CW
Ref. 810S037801, 326P137
OTC6004 (TFM372)



1/15 H.P. 230V 1.3 AMPS
5/16" X 2 3/4" SHAFT
1550 RPM 5" DIAMETER CCW
Ref. 810S050499, 326P136
OTC6001 (TFM502)

- 1/4 HP
 - 1625 RPM
 - 230 Volt
 - CCW Shaft End
 - Ball Bearing
 - 1.9 Amp
 - PSC (Capacitor 4µF/370V included)
 - Shaft: 1/2" x 2.75"
 - 48Y Frame
 - 5 5/8" Dia
 - Semi Enclosed
 - Lug Mount
 - Automatic Overload
- OTC1862 (TFM1862)**



REFRIGERATION FAN MOTORS



ARKTIC • 59

Ultra-high efficiency for walk-in cooler & walk-in freezer applications.
 • 1/15 HP • 3.3" • Totally Enclosed • 1550 RPM • Lyall Plug • Ball Bearing

Part No.	5SME59	Volts	Amps	Rot	Shaft
05100	BLA1036	115	1.3	CW	5/16"
05101	BLA1038	115	1.3	CCW	5/16"
05200	BLA2037	208/230	0.8	CW	5/16"
05201	BLA2039	208/230	0.8	CCW	5/16"

3.3" DIA. ELECTRONICALLY COMMUTATED REFRIGERATION FAN KIT

Includes Motor, Mounting Shroud and 8 Inch Fan Blade

Part No.	Fan Blade	Replaces RPM
ECR92950	15°	900 & 950
ECR921200	25°	1100 & 1200
ECR921400	28°	1300 & 1400



EBM-PAPST 12" ECM UNIT COOLER FAN ASSEMBLY

- Drop in Replacement for Heatcraft Shaded Pole and PSC Motors
- Integrated Lyall harness/plug • Fully assembled & balanced
- Designed for unit cooler applications • Plug & Play
- Ball Bearings • 100-240V • CWSE

Part No.	Speeds	Amps	Watts
EBM0207	1 (1590RPM)	0.86	63
EBM0210	10 (900-1650RPM)	0.50	70


RPM settable using 10-position rotary switch

WELLINGTON 50 WATT ECM MOTOR 115 VOLTS WITH LYALL PLUG

Speeds: 1
 Amps: 1.30
 Rotation: CCWSE
 RPM: 1550
 Bearings: Ball
 Enclosure: Totally Enclosed
 Mounting: Any Position

Motor Type: Commutated
 Phase: Single
 Hertz: 60
 Watts: 50
 Voltage: 115
 Plug: A Lyall Plug

ECR950061

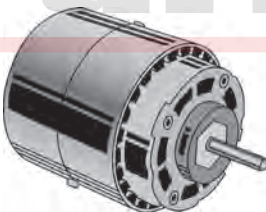


11 FRAME REPLACEMENT

SHADED POLE • OPEN VENTILATION • SELF COOLED • Body 4¼" Long 3.9" Dia.

Part No.	H.P.	Volts	Amps	Rot.	Shaft	Repl.
D477	1/35	208-230	.75	C.C.W.	5/16" X 1½"	GE1432
D471*	1/20	208/230	1.1	C.C.W.	5/16" X 2½"	GE1332
D417+	1/20	208/230	1.1	C.C.W.	5/16" X 2½"	GE1332
D470	1/20	208/230	.94	C.W.	5/16" X 2½"	GE1342
D472	1/20	115	1.9	C.W.	5/16" X 2½"	GE1341
D473	1/20	115	2.0	C.C.W.	5/16" X 2½"	GE1331

* Replacement for Tecumseh TFM372, + Ball Bearing

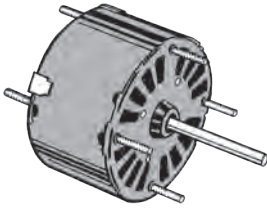


IMPORTANT NOTE: These motors often replace unit bearing motors whose rotation is described *opposite* shaft end. **NOTE:** Rotation is determined by looking at shaft end.

3 1/3" MOTORS

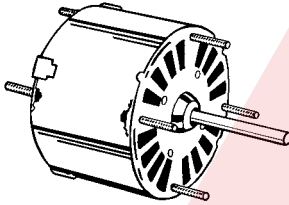
115 VOLT - SINGLE SPEED - SINGLE SHAFT GENERAL PURPOSE - STUD MOUNTED

1500 RPM - OPEN - AIR OVER - 115 VOLTS



Fasco Part No.	A.O. Smith Reference	H.P.	Amps	Shaft Dia.	Shaft Length	Rot.	Body Length
D120	14	1/70	.7	1/4	2 1/4	CW	2
D121	15	1/70	.7	1/4	2 1/4	CCW	2
D126	26	1/40	1.1	5/16	2 1/2	CW	2 1/4
D127	27	1/40	1.1	5/16	2 1/2	CCW	2 1/4
D132•	30•	1/20	1.8	5/16	2 1/4	CW	2 3/8
D133•	31•	1/20	1.8	5/16	2 1/4	CCW	2 3/8

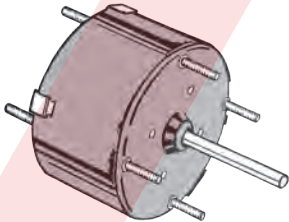
• POPULAR REFRIGERATION EVAP MOTORS



3000 RPM - OPEN - AIR OVER - 115 VOLT

Fasco Part No.	A.O. Smith Reference	H.P.	Amps	Shaft Dia.	Shaft Length	Rot.	Body Length
D202	32	1/85	.6	1/4	1 1/4	CW	2 1/8
D210	11	1/25	1.3	1/4	1 1/4	CW	3 1/4

1500 RPM - ENCLOSED - AIR OVER - 115 VOLT



Fasco Part No.	A.O. Smith Reference	H.P.	Amps	Shaft Dia.	Shaft Length	Rot.	Body Length
D122	--	1/80	.6	1/4	2 1/4	CW	2
D123	--	1/80	.6	1/4	2 1/4	CCW	2
D124	20	1/50	.75	1/4	2 1/4	CW	2 1/4
D125	21	1/50	.75	1/4	2 1/4	CCW	2 1/4

3000 RPM - ENCLOSED - AIR OVER - 115 VOLTS


Part No.	H.P.	Amps	Shaft Dia.	Shaft Length	Rot.	Body Length
D402	1/60	.75	1/4	1 1/4	CW	2 1/8
D403	1/60	.75	1/4	2 1/4	CCW	2 3/8

115 VOLT - 1550 RPM - Double Shaft - Air Over - Stud Mount MOUNTING STUDS ON BOTH ENDS (2" O.C.)

2 SPEED 2.4 Amps
1/14 H.P. 3 1/4 Body Length
6 1/8" x 5 1/16" x 6 1/8" Shaft

A.O. SMITH Ref. 377

D366



3 SPEED 3.0 Amps
1/12 H.P. 3 1/4 Body Length
5 1/4"x5 1/16"x5 3/4" Shaft

Full Flatted SHAFTS

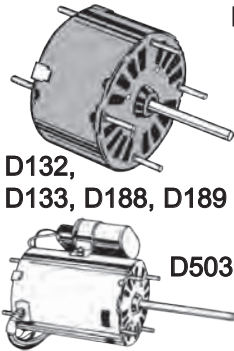
A.O. SMITH Ref. 377

D367

3 1/3" MOTORS

POPULAR REFRIGERATION FAN MOTORS FOR EVAPORATOR COILS

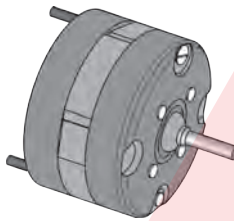
SHADED POLE • OPEN VENTILATION • AIR-OVER



Fasco A.O. Smith

Part No.	Ref.	H.P.	Volts	Amps	RPM	Rot.	Shaft Dim.
D132	30	1/20	115	1.8	1500	C.W.	5/16 X 2 1/4
D133	31	1/20	115	1.8	1500	C.C.W.	5/16 X 2 1/4
D188	396	1/20	230	.9	1500	C.W.	5/16 X 2 1/4
D189	398	1/20	230	.9	1500	C.C.W.	5/16 X 2 1/4
D503#	993	1/10	230	.95	1500	Rev.	5/16 X 3 1/4

PSC motor - Capacitor Included



50500 (82500)

115 Volt - 3000 RPM - 1.04 Amp
1/4" Shaft - Counter Clockwise
Replaces Emerson No. 2694
Motor only. A.O. SMITH Ref. 616

82635

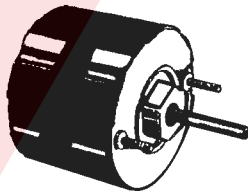
115 Volt - 1550 RPM - .45 Amp
1/4" Shaft - Counter Clockwise
Replaces Nutone No. 54123 & 54257

50933 (82512)

115 Volt - 1550 RPM - .70 Amp
1/4" Shaft - Counter Clockwise
Replaces Nutone No. 26750 &
26761. A.O. SMITH Ref. 510

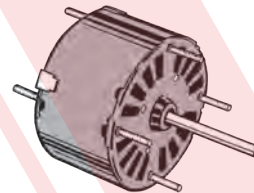
50381 (82637)

115 Volt - 1550 RPM - .70 Amp
1/4" Shaft - Counter Clockwise
Replaces Nutone No. 53581
A.O. SMITH Ref. 637




82513

115 Volt - 1550 RPM. - .65 Amp
1/4" Shaft - Counter Clockwise
Replaces Nutone No. 23388 & 23405 A.O. SMITH
Ref. 509, FASCO D1109



D121

115 Volt - 1550 RPM - .34 Amp
1/4" Shaft - Counter Clockwise
Replaces Nutone No. 26772, A.O. Smith Ref. 15

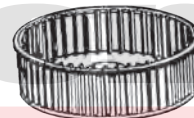


82621

115 Volt - 1550 RPM - 3.15 Amp
5/16" Shaft - Counter Clockwise
Replaces Nutone No. 67176 & 32997

A.O. SMITH Ref. 621

FOR NUTONE HOOD



NUTONE PLASTIC BLOWER WHEEL

A65900 (FB590)

Replaces: Nutone No. 59000A000
5 1/4" dia. X 2" high for 1/4" shaft

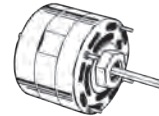
4.4" MOTORS

* Without hubs



FAN DUTY BLOWER MOTORS

Single Shaft, 115V



With Hubs

Shaft

H.P.	Amps	RPM	Rotation	Dia.	Length	Speeds	Part No.
1/20	1.6	1550	CW	5/16	2¼	1	D170*
1/15	2.3	1550	CW	3/8	2½	1	U44A
1/10	3.3	1550	CW	3/8	2⅝	1	D174
1/11	2.9	1550	CCW	1/2	2⅝	3	D119*
1/20	2.0	1050	CW	3/8	2½	1	U48A
1/15	2.5	1050	CW	3/8	2½	1	U50
1/10	4.0	850	CW	3/8	2½	1	U84A
1/10	4.0	850	CCW	3/8	2½	1	U85
1/8	4.0	1550	CW	3/8	2½	2	D374*

* Ball Bearing

JENN-AIR EXHAUST FAN MOTOR



Clockwise shaft, ball bearing with conduit box

1/15 H.P. 2.0 Amp
3/8" x 2½" Shaft
115 Volts
1550 RPM
A.O. SMITH Ref. 78

1/30 H.P. 1.2 Amp
5/16" X 2 Shaft
115 Volts
1550 RPM
A.O. SMITH Ref. 77


Part No. D1170

Part No. D1173



DOUBLE SHAFT FAN COIL MOTORS

These popular air handling motors are used for fan coil and convector applications. Some are used on small air conditioning units and for general purpose blower motors.

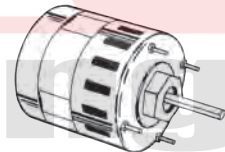


115V, 1550 RPM

HP	Amps	Shaft Length	Speeds	Body Length	Part No.
1/25	1.4	7¼ x 3/8 x 7¼	1	2⅝	D333
1/25	2.0	8 x 1/2 x 8	4	3¼	D335
1/10	3.3	7½ x 3/8 x 7½	3	3½	D336
115 Volt 3/8 Shaft, 1550 RPM, Base Mounted					
1/15	2.5	7½ x 3/8 x 7½	1	3⅝	D329

SHADED POLE • OPEN VENTILATION SELF COOLED FOR MECHANICAL DUTY

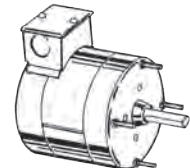
H.P.	Volts	Amps	RPM	Rotation	Shaft	Part No.
1/15	115	2.7	1500	C.W.	1/2 X 5	D312
1/10	115	3.6	1500	C.W.	3/8 X 2⅝	D112
1/10	230	1.7	1500	C.C.W.	3/8 X 2⅝	D435



D112, D312, D435

SHADED POLE • TOTALLY ENCLOSED AIR-OVER • UNIT HEATERS

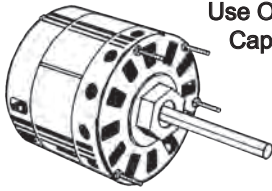
H.P.	Volts	Amps	RPM	Rotation	Shaft	Part No.
1/12	115/230	2.7/1.3	1550	C.C.W.	3/8 X 3	D113
1/12	115/230	2.5/1.3	1550	C.W.	3/8 X 3	D114
1/12	115/230	2.5/1.3	1550	C.C.W.	1/2 X 2	D115



D113, D114, D115

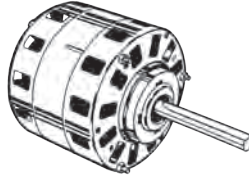
5" MOTORS

POPULAR MOBILE HOME FURNACE MOTORS

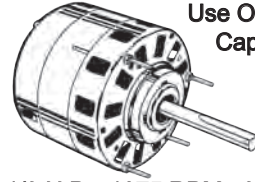


Use OV5-370
Capacitor

1/4 H.P. 1050 RPM 3 Speed
1/2" x 4 1/2" Shaft
Reversible Rotation
D150 (1390, BL6519)
D151 (1391, B6520)
D150 115V 4.7 Amps
D151 230V 2.0 Amps

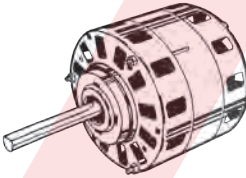


1/6 H.P. 115V Shaded Pole
1050 RPM • C.W. Rotation
1/2" X 3 7/8" Shaft
BL6412 (D156)
1 Speed 6.6A
BL6420 (D166)
2-Speed 7.2A




Use OV15-370
Capacitor

1/3 H.P. 1075 RPM 3 Speed
6.3 Amps 115V
Reversible Rotation
1/2" x 4 5/8" Shaft
Replaces: Coleman/Evcon
1468-220, 024-31950-000 when
using FM50 Motor Bracket (P.158)
8955 (BL6530)



1/8 H.P.
115V
4.5 amps
1050 RPM
Two Speed Shaded Pole
C.W. Rotation - 1/2" X 4" Shaft
Use Kit 208 For Mounting
Peripheral Holes For Stud
Mounting
D178 (A.O. SMITH BL6423)



1/8 H.P.
115V
4.5 Amps
1050 RPM
Two Speed Shaded Pole
C.W. Rotation - 1/2" X 4" Shaft
Use Kit 208 For Mounting
Peripheral Holes For Stud
Mounting
BL6424 (D180)

Used To Mount Motors
In Coleman Furnaces
8-32 Threads
Packaged 4 per Bag

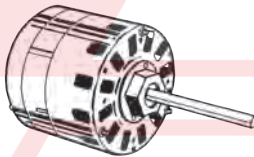


STUDS: 3/8" x 8-32 x 3/8"
BUSHING 1/2" x 1/2"

KIT208 (12364)

SINGLE SHAFT MOTORS

6 POLE - 1050 RPM - SHADED POLE - 1/2" SHAFTS - CLOCKWISE - HUBS OR FLAT ENDS

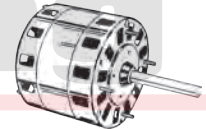
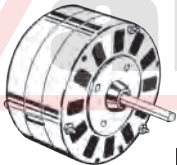


H.P.	Amps	Volt	No Speeds	Body Length	End Bells	Shaft Length	Part No.
1/8	2.2	230	2	4 1/2	Hubs	5	D314
1/6	3.2	230	2	4	Flat	3 1/2	D318
1/5	3.7	208/230	4	3 3/8	Hubs	5 1/4	D658
1/10	2.0	230	2	3 3/4	Hubs	3 1/2	D316

5" MOTORS FOR ROOF TOP VENTILATORS

1050 RPM

SHADED POLE - AIR-OVER - 115 VOLT

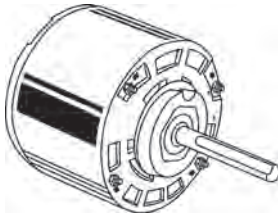


H.P.	Amps	Length	Body Size	Shaft Rotation	Speed	Part No.
1/40	1.1	2"	3/8 x 2 3/8	CW	1	D340
1/30	1.5	2 1/4"	1/2 x 1 1/2	CCW	2	D143
1/20	2.0	2 1/4"	3/8 x 2 1/2	CW	1	975
1/15	2.7	2 3/8"	3/8 x 2 3/8	CW	1	D140
1/6	6.2	4"	1/2 x 2 1/2	CW	1	D240

5" MOTORS

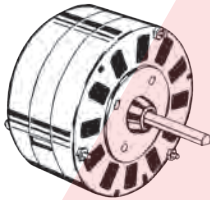
115V SINGLE SHAFT MOTORS

- 115 VOLT - 6 POLE - 1050 RPM
- HUBS FOR MOUNTING ON END BELLS OR BELLY BAND
- SHADED POLE
- CLOCKWISE ROTATION



H.P.	Amps.	Shaft	Length	No. Speeds	Body Length	Part No.	Century Ref.
1/10	3.4	3/8	3 3/8	3	3 3/8	D160	BL6425
1/10	3.6	3/8	3 1/2	1	2 3/4	D148	608
1/10	3.9	3/8	3	2	2 3/4	D176	--
1/8	4.7	1/2	3 1/2	3	3 1/4	D356	BL6423
1/8	4.5	1/2	4	2	3 1/4	D178	BL6423
1/7	5.2	1/2	3 1/2	1	3 1/2	--	U326
1/6	6.6	1/2	3 3/8	1	3 3/8	D156	BL6412
1/6	7.2	1/2	3 1/2	2	3 3/8	D166	BL6420
1/6	6.5	1/2	3 1/2	4	3 3/8	D164	559
1/5	6.2	1/2	3 1/2	3	3 3/8	40852	--
1/5	6.7	1/2	3 3/8	3	4	D158	BL6414
1/5	6.20	1/2	4 1/4	2	3 3/8	40851	--

115 VOLT - 6 POLE - 1050 RPM - SHADED POLE
 FLAT ENDS FOR CLOSE CLEARANCE - BAND MOUNTING



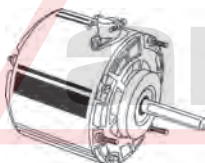
H.P.	Amps.	Shaft	Length	CW/CCW	No. Speeds	Body Length	Part No.	A.O. Smith Ref.
1/30	1.5	1/2	1 3/8	CCW	2	2 1/4	D143	--
1/15	2.6	3/8	2 3/8	CW	2	2 1/4	D142	96
1/8	4.5	1/2	4	CW	2	3 1/4	D180	BL6424
1/6	6.2	1/2	2 3/8	CW	1	4	D240	--

PSC • OPEN VENTILATION • SELF-COOLED

HP	RPM	Volts	Amps	Shaft	Part No.
1/10	1550	115/208-230	2.7/1.4	3/8 x 3 3/8	D486
1/10	1550	115/208-230	2.7/1.4	3/8 x 3 3/8	D487•
1/10	1050	115/208-230	2.7/1.4	3/8 x 3 3/8	D497•

- Ball Bearing


AIR-OVER



D474, D488, D489

- 5.1" Diameter
- UL recognized
- Reversible
- Front endshield drilled and tapped with four 10-32 threads on 3.5" bolt circle
- Interchangeable with G.E. 21/29 frame and Universal Motors
- All models include 3 Mfd, 370 VAC capacitor
- 115/208-230 VAC
- CSA certified

SELF-COOLED

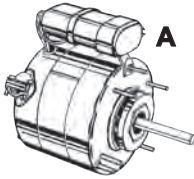


D486, D487, D497

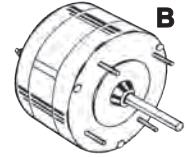
PSC • OPEN VENTILATION • AIR OVER

HP	RPM	Volts	Amps	Shaft	Part No.	Cross Reference
1/20	1550	115/208-230	1.2/1.6	3/8 x 3 3/8	D488	GE 2341, 2342, 2331, 2332
1/15	1550	115/208-230	1.2/1.6	3/8 x 3 3/8	D489	GE 2241, 2242, 2231, 2232
1/10	1550	115/208-230	1.9/1.9	3/8 x 3 3/8	D474	GE 2141, 2142, 2131, 2132

5" MOTORS



TOTALLY ENCLOSED MOTORS FOR UNIT HEATERS & VENTILATORS



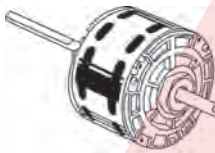
5" DIAMETER
- 6 POLE - 1075 RPM

H.P.	Amps	Body Length	Shaft L x Dia.	Speeds	Volt	Cap.	Type	Rot.	Part No.
1/20	2.0	3 1/8"	3" x 3/8"	1	115	S.P.	B	C.W.	D242
1/6	2.3-1.1	3 5/8"	3" x 1/2"	2	115	Incl.	A	Rev	D261
1/6	2.9	3 7/8"	3" x 1/2"	1	115	Incl.	A	C.W.	360

115V DOUBLE SHAFT MOTORS

THESE POPULAR SHADED POLE AIR HANDLING MOTORS ARE USED FOR FAN COIL AND CONVECTOR APPLICATIONS. SOME ARE ALSO USED ON AIR CONDITIONING UNITS AND FOR GENERAL PURPOSE BLOWER MOTORS.

6 POLE - 1050 RPM - 115 VOLTS



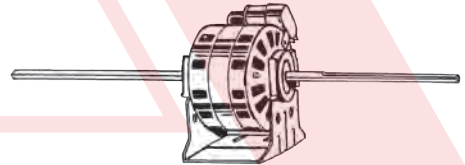
H.P.	Amps	Shaft Dia.	Shaft Length	No. Speeds	Body Length	Base	Part No.
1/50	1.1	3/8	7 3/4"	3	2"	NO	D249
1/25	1.5	1/2	7 1/2"	3	3 1/4"	NO	D255
1/20	1.6	3/8	7 1/2"	3	2"	NO	9615
1/20	2.2	1/2	7 1/2"	3	2"	NO	D253
1/15	2.1	3/8	8"	3	3 1/4"	NO	393
1/10	3.6	3/8	8"	3	3 1/4"	YES	D293
1/10	3.6	1/2	10 3/4"	5	3 1/4"	YES	D289
1/10	3.2	1/2	8"	3	3 1/4"	NO	D256

4 POLE - 1550 RPM - 115 VOLTS

H.P.	Amps	Shaft Dia.	Shaft Length	No. Speeds	Body Length	Base	Body Part No.
1/12	2.7	1/2	6 3/4"	3	3 3/8"	NO	U323
1/8	3.5	1/2	8"	4	4"	NO	U347

PERMANENT SPLIT CAPACITOR 115 VOLT ENERGY SAVING MOTORS

MAY BE USED TO REPLACE SOME OF THE MOTORS SHOWN ABOVE FOR LOWER OPERATING COST AND LONGER BEARING LIFE.



RPM	H.P.	Amps	Shaft Dia.	Shaft Length	No. Speeds	Body Length	Base	Part No.
1075	1/10	2.2	1/2	10 3/4" x 10 3/4"	4	3 1/4"	YES	D291
1050	1/10	1.3	3/8	10 3/4" x 10 3/4"	5	3 1/4"	YES	D294
1075	1/6	3.1	1/2	8 1/2" x 8 1/2"	3	3 3/8"	NO	D354

CENTURY SPECIAL TWO-SPEED MOTORS FOR TRANE

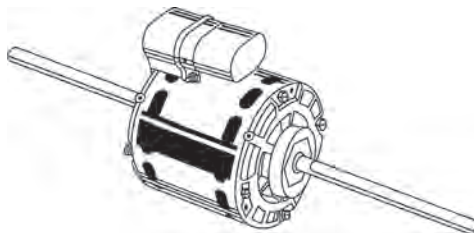
AVAILABLE IN TWO DIFFERENT BODY LENGTHS FOR EXACT FIT.

TRUE 2-SPEED,
1060 - 500 RPM - 115V,
.60 AMP .64 AMP

1/2" SHAFT - 11" X 11"

1/25 H.P. - BODY 3 1/2"

U372A



TRUE 2-SPEED,
1100 - 500 RPM - 115V,
.60 AMP .64 AMP

1/2" SHAFT - 10 1/2" X 10 1/2"


1/25 H.P. - BODY 4 1/4"

U373

5" CONDENSER MOTORS

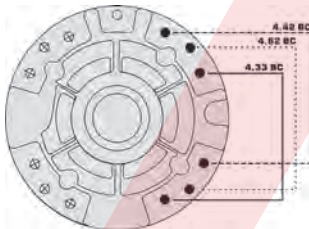
MultiFit 3-in-1 MULTI-HORSEPOWER MOTORS

- Three MultiFit 3-in-1 multi-horsepower motor models replace hundreds of 1/4, 1/5, 1/6, 1/8, 1/10 or 1/12 horsepower condenser fan applications – with one simple connection
- MultiFit motors replace motors with mounting bolt circle (BC) for:
 - 4.33BC - A.O. Smith/Westinghouse Design, Emerson 42 Frame
 - 4.42BC - GE 42-Frame, Fasco 42-Frame, A.O. Smith/Universal Electric Design
 - 4.62BC - Emerson Clam-Shell, GE Cap-Can



Features:

- Multi-Mounting System
- Energy-efficient PSC design
- Easy-to-read connection diagram attached to white lead wire
- Lead length 36"
- Water-resistant reversing plug
- Water-resistant rubber grommet at lead opening
- Double sealed ball bearings for dependable long life
- Rubber shaft slinger keeps water & dirt out of motor
- 60°C max ambient
- UL and CSA recognized
- Totally enclosed
- Class B insulation
- 60 Hertz
- Continuous duty, air over



*Will not replace 3 bolt mount on Air-Ease. Armstrong or Concord Brands


208/203 Volt • 1-Speed • 42 Frame • Reversible							
Part No.	HP	RPM	Amps	Cap.	Shell	Wt.	Shaft
9722 (5440H)	1/12	1075	0.9	5µ/370V	4"	9.8	1/2" x 3"
	1/8						
	1/6						
9723* (5441H)	1/5	1075	2	7.5µ/370V	4.5"	12.0	1/2" x 3"
	1/4						
9724 (5442H)	1/6						
	1/5	1625	1.6	5µ/370V	4.5"	12.0	1/2" x 3"
	1/4						

MOTORS

5 1/2" CONDENSER MOTORS

RESCUE® EZ-Wire™ Multi HP Condenser Motor

- Totally Enclosed Air Over
- Rating 80°C (176°F)
- Ball Bearings
- All position mount, extended mounting studs & Rheem Side Shell Holes
- Special Rotor Corrosion Protection – Designed for longer life and sure start-ups season after season
- Reversible – Easy to change quick connect terminals for application flexibility
- Capacitors – USA made capacitors included
- 208-230 Volts
- Shaft 1/2" x 4.5"



HP	RPM	Cap	Amps	Leads	Part No.
1/3-1/6	1075	7.5µ	2.2	48"	5430
1/4-1/8	825	7.5µ	2.1	48"	5431

PartsConnect 5 1/2" CONDENSER MOTORS



60°C TOTALLY ENCLOSED CONDENSER MOTORS

- 208-230V
- PSC
- Ball Bearings
- Reversible
- Single Speed
- 1/2" x 6" Shaft w/Flat

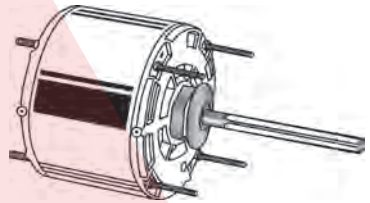
HP	Amps	RPM	Cap	Part No.
1/6	1.1	825	5µF370V	PC3403
1/4	1.5	825	5µF370V	PC3404
1/3	1.8	825	7.5µF370V	PC3405
1/2	2.7	825	10µF370V	PC3746
1/6	1.3	1075	5µF370V	PC3727
1/4	2.0	1075	5µF370V	PC3728
1/3	2.5	1075	7.5µF370V	PC3729
1/2	3.5	1075	10µF370V	PC3730
3/4	5.3	1075	10µF370V	PC3731



TOTALLY ENCLOSED CONDENSER MOTORS

Capacitor Included with Motor


- Ideal for any angle mounting
- 208-230 VAC
- Electrically reversible
- CSA certified
- All angle mount bearings
- Ball bearing
- Thermally protected
- UL recognized
- Totally enclosed -both ends



HP	Volts	Amps	RPM	Body	Part No.	Reference
1/4	208/230	1.8	1075	4"	PCD7909	FS1026S, 43732, D7909
1/3	208/230	2.6	1075	4 1/2"	PCD7908	FS1037S, 43733, D7908
1/2	208/230	3.7	1075	5"	PCD7907	FS1056S, 43734, D7907

60°C TOTALLY ENCLOSED CONDENSER MOTORS


- 208-230V
- PSC
- Ball Bearings
- Reversible
- Single Speed
- 1/2" x 6.69" Double Flat Shaft



HP	Amps	RPM	Cap	Part No.
1/3-1/6	1.8-2.0	1075	7.5µF370V	PC3458
1/3-1/8	1.8-2.0	825	7.5µF370V	PC3459

RESCUE® Liberty™ Multi HP Condenser Motor

- Totally Enclosed Air Over
- 70°C Rating (158°F)
- Ball Bearings
- All Position Mounting
- 208-230 Volts
- Capacitor Included
- Shaft 1/2" x 4.5"



HP	RPM	Cap	Amps	Length	Part No.
1/3-1/6	1075	5µ	2.6/1.8	9.6"	US5462H
1/3-1/6	825	7.5µ	1.9/1.2	10.3"	US5464H

5½" CONDENSER MOTORS

PERMANENT SPLIT CAPACITOR MOTORS

5½" Diameter Single Shaft

39 - 48 Frame

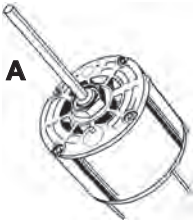
1/2" Shaft Diameter

Closed Shaft End

208/230 Volt - 1075 RPM

Closed Opposite Shaft End

Electrically Reversible



TOTALLY ENCLOSED ALL ANGLE MOUNT

5½" Diameter, Permanent Split Capacitor, 1 & 2 Speed, Electrically Reversible, Sleeve Bearing, Totally enclosed, Can be used either shaft up or shaft down applications.

HP	Amps	RPM	Speeds	Shaft	Body	Cap.	Part No.	Century
1/8	.9	825	1	6	3¾	5uf	D799	542
1/6	1.0	825	1	6	4-1/3	5uf	D798	629
1/5	1.2	825	1	6	4-1/3	5uf	D794	795
1/8	.9	1075	1	6	3¾	5uf	D919	567
1/6	1.0	1075	1	6	3¾	5uf	D917	FSE1016SV1
1/6	1.2	1075	2	6½	3¾	5uf	D905	FSE1016
1/5	1.5	1075	1	6	4	5uf	D906	--
1/4	1.8	1075	1	6½	4	5uf	D909	FSE1026SV1
1/4	1.8	1075	2	6½	4¼	5uf	--	FSE1026
1/3	2.4	1075	1	6½	4½	7.5uf	D908	FSE1036SV1
1/3	2.7	1075	2	6½	4¾	7.5uf	--	FSE1036
1/2	3.7	1075	1	6½	4¾	10uf	--	FSE1056SV1
1/2	2.8	1075	1	6	5½	10uf	--	FSE1056
3/4	4.5	1075	1	6½	5¼	15uf	--	FE1076SU

HP	Amps	Shaft Length	Body Length	Speed	Fig.	Cap.	Part No.	Century
1/4	2.1	6	4	1	A	5uf	--	FS1026S
1/4	2.1	6	4	1	B	5uf	D742	FSE1026
1/3	2.9	6½	4	1	A	5uf	D748*	FS1037S
1/3	3.2	6½	4¾	2	B	5uf	D744	FSE1036
1/2	4.1	6½	5	1	A	10uf	D7745*	FS1056S
3/4	5.0	6¼	5¼	1	A	10uf	D929	FS1076S

* Cradle Mount Capable

RESCUE EcoTech® Outdoor 48 EC Condenser Fan Motor

High Efficiency ECM Motor for Residential Condenser Fans.

- 5.6" Diameter
- 1/3 - 1/5 HP
- Speeds 1075 & 825 RPM
- 60°C Max Ambient Rating
- Constant Speed Motor
- Totally Enclosed Air Over (TEAO)
- Shaft Up or Shaft Down
- 600V Surge Protection
- Reversible
- 2 Year Warranty
- Belly Band or Stud Mounted

5561EO



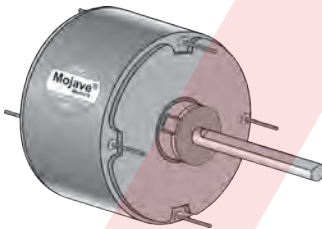
5½" CONDENSER FAN MOTORS

MOJAVE® CONDENSER MOTORS

for Extreme Conditions™

Condensing units today are built to perform in ambient conditions up to 130°F. In certain areas, temperatures may put extra stress on unit and the condenser fan motor. When you need that extra cushion of performance – the motor that is at home in the desert – the MOJAVE® motor.

- Class F Insulation - Thermal endurance to over 300° F
- Ball Bearings - for high temp, & longer life than sleeve bearings
- 48" Leads - Easier wiring into today's larger condensing units
- Special Corrosion Protection - Longer life in humid environments
- Totally Enclosed Air Over Design - For all position mounting
- Reversible - Quick connect terminals for application flexibility
- 208-230V
- Single Speed Tap




Part No.	HP	RPM	μF@ 370V	AMPS	SHAFT	"A" DIM
1873H*	1/6	825	5.0	1.2	6.0	4.6
1859H	1/6	1075	5.0	1.0	5.0	4.4
1874H*	1/4-1/8	825	5.0	2.1	6.0	4.9
1860H	1/4	1075	5.0	1.7	6.0	4.6
1875H*	1/3	825	7.5	2.4	6.0	5.6
1861H	1/3	1075	7.5	2.1	6.0	5.1
3323H*	1/3-1/6	1075	7.5	2.0	6.0	5.0
1870H	1/2	825	10.0	3.3	6.0	6.4
1862H	1/2	1075	10.0	3.2	6.0	5.9
1868H	3/4	1075	10.0	4.7	6.0	6.4

* Note: Includes side shell holes for Rheem .

RESCUE® the Ultimate Truck Stock Motor

- 70°C (158°F Mojave) ambient rated
- Special Treated Rotor for Longer Life
- Mounts with Thru-Bolts, Lead End & Side Shell Holes or Belly Band
- 48" Leads with Flag Terminals
- Extended Mounting Studs
- Ball Bearing Design
- Reversible Rotation
- Totally Enclosed All Position Mount
- Flat Lead End for Shaft Down Applications



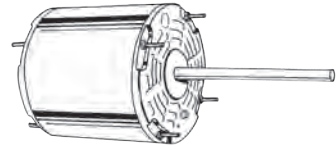
Part No.	HP	RPM	μF@ 370V	AMPS	SHAFT	"A" DIM
208-230V 2 Speed Taps						
5464H	1/3-1/6	825	7.5	1.9	5.0	5.3
5462H	1/3-1/6	1075	5	2.8	5.0	4.6
5465H	1/2-1/8	1075	12.5	3.0	5.0	5.3
5482H	3/4-1/4	1075	15	4.5	5.0	6.9
460V 2 Speed Taps						
5480H	1/2-1/6	1075	10	1.3	5.0	6.1
5481H	3/4-1/4	1075	15	2.2	5.0	6.9

On Rescue® 5.6" dia. motors lead end blind holes (4) are for mounting on Rheem & Trane units requiring grill mount motors. Special Screws are included.

5½" AIR CONDITIONER MOTORS

825 RPM MOTORS

- Models for shaft-up, shaft-down and horizontal applications
- 208-230 and 115 VAC models
- All use 5MFD CAP except where noted.
- Electrically reversible
- Thermally protected
- UL recognized
- CSA certified
- All angle mount bearings.
- Ball bearing and sleeve bearing models
- 1/2" x 6" shaft



PSC • OPEN VENTILATION AND TOTALLY ENCLOSED • AIR-OVER

H.P.	Volts	Amps	RPM	Part No.	Body	A.O. Smith Ref.
1/8	208-230	.9	825	D799^#	4	542
1/6	208-230	1.0	825	D793#•	4	FE1018S
1/6	208-230	1.3	825	D798^#	4¼	629
1/5	208-230	1.3	825	D794^#	4¼	795
1/4	208-230	1.9	825	D934^#	4¼	ORM1028
1/4	208-230	1.8	825	D792•^	4¼	FE1028S
1/4	208-230	1.8	825	D797à^	4¼	ORM1028
1/3	208-230	2	825	D936#+	5	ORM1038
1/3	208-230	2.6	825	D796à^	5	F1038
1/3	208-230	2.6	825	D791•^	5	FE1038S
1/3	115	6.1	825	D795•"	5¾	OKB1038
1/2	208-230	3.4	825	D938+°	5½	ORM1058
1/2	208-230	3.5	825	D790+•"	5	FE1058S

Totally enclosed

• Ball bearing motor

à Shaft down or horizontal applications

+ 7.5MFD 370VAC capacitor

" Shaft up or horizontal applications

^ Has 4 drilled and tapped holes in shell

° Shaft down on horizontal applications

HIGH AMBIENT MULTI-HORSE POWER MOTORS

PSC • Single Speed • Reversible Rotation • 208/230 Volt • 5.6" Diameter

rated for 60°C ambient temperatures

1075 RPM • Sleeve Bearings • Totally Enclosed

Part No	HP	Amp	Body	Shaft	Cap@370V
D5458	1/5, 1/4, 1/3	2.0	4¾	1/2" x 6¾"	7.5µF
D5459	1/8, 1/6	1.0	3¾	1/2" x 6¾"	5µF

825 RPM • Ball Bearings • Totally Enclosed

Part No	HP	Amp	Body	Shaft	Cap@370V
D5488	1/8, 1/6	1.0	4	1/2" x 6½"	5µF
D5489	1/4, 1/3	1.8	4¾	1/2" x 6½"	5µF

4-IN-1® MOTORS

- 48 Frame Condenser Fan Motor • 1/2" x 6" Shaft
- All angle mounting • Rheem mounting holes
- "One Simple Connection"
- Adjustable extended thru-bolts

ECONOMY 60°C Class B Insulation
Cap w/Sleeve

HP	Volts	Amps	@370V	Length	RPM	Bearing	w/Ball Bearing
1/3 - 1/8	208/230	2.1 - 1.1	7.5µ	4.86	825	ORM5488	ORM5488B
1/3 - 1/6	208/230	2.0 - 1.0	7.5µ	4.00	1075	ORM5458	ORM5458B

HeatMaster® 70°C Class F Insulation

1/8 - 1/15	208/230	0.8 - 0.5	5µ	4.24	825	ORM5484F	ORM5484BF
1/3 - 1/8	208/230	2.1 - 1.1	7.5µ	4.86	825	ORM5488F	ORM5488BF
1/8 - 1/15	208/230	0.8 - 0.5	5µ	3.99	1075	ORM5454F	ORM5454BF
1/3 - 1/6	208/230	2.0 - 1.0	7.5µ	4.00	1075	ORM5458F	ORM5458BF
1/3 - 1/6	460	1.2 - 0.6	7.5µ	4.00	825		ORM4688BF

Century®

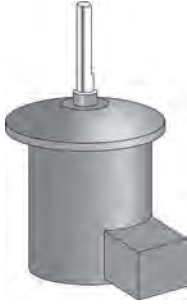


Prices subject to change without notice

© 1971-2023 w.d. armstrong corp.

CONDENSER MOTORS

FAN SHELTERED MOTORS



- Thermally Protected
- Ideal for shaft up applications
- Shaft Flat & Keyed
- 60° ambient temperature rating
- Electrically Reversible
- Ball Bearings

Part No	HP	Volts	Amps	RPM	"A"	Shaft
PSC • Open Ventilation • Air Over						
FC1106F ^a	1.0	200-230/460	6.4/3.2	1075	9 ⁹ / ₁₆ "	5/8" x 4"
FC1156F ^a	1.5	200-230/460	7.0/3.5	1075	10 ¹ / ₁₆ "	5/8" x 4 ¹ / ₄ "
3 PHASE						
FC3106F ^a	1	230/460	5.6/2.8	1140	9 ⁹ / ₁₆ "	5/8" x 4"
FC3156F ^a	1 ¹ / ₂	230/460	5.8/2.9	1120	9 ⁹ / ₁₆ "	5/8" x 4"

HeatMaster™ 80°C MOTORS • Class F Insulation

- Energy-efficient PSC design
- High-temperature UL/CSA approved overload protector
- UL/CSA approved Class F insulation
- Water-resistant reversing plug
- Double sealed ball bearings.
- Mounts by belly band, adjustable extended thru-bolts, or Rheem mounting holes w/screws supplied
- UL and CSA approved
- 80°C max ambient
- 60 Hertz
- Totally enclosed
- 208/230 Volts
- Continuous duty, air over
- Lead length 48"
- All-angle mount

• 1-Speed • Reversible • 1/2" x 6¹/₂" Shaft • 48 Frame 208/230V • 1075 RPM

HP	Amps	Cap.@370 V	Shell	Weight	Part No.
1/4	1.9	5μ	4.36"	13.0	FE1026SU
1/3	2.5	7.5μ	4.86"	15.9	FE1036SU
1/2	3.8	10μ	5.36"	18.0	FE1056SU
3/4	5.1	15μ	5.61"	18.3	FE1076SU

208/230V • 825 RPM


1/4	1.2	5μ	4.61"	15.0	FE1028SU
1/3	1.6	7.5μ	5.11"	15.3	FE1038SU
1/2	2.3	10μ	5.61"	15.4	FE1058SU

4-in-1™ Multi-Horsepower • one capacitor (7.5μ/370) and two leads

HP	Amps	RPM	Shell	Weight	Ball Part No.
1/3-1/6	1.9	1075	4.11"	11.8	ORM5458BU
1/3-1/8	1.8	825	4.86"	15.8	ORM5488BU

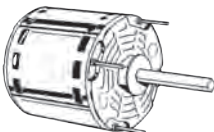
70°C 460 Volt • 1075 RPM • Ball Bearings

HP	Amps	Cap	Shell	Weight	Part No.
1/4	1.0	7.5μ	4.74"	12.7	FEH1026SF
1/3	1.3	7.5μ	5.24"	15.4	FEH1036SF
1/2	1.5	10 μ	5.61"	19.0	FEH1056SF
3/4	2.2	10 μ	6.11"	21.1	FEH1076SF



**OPEN CONSTRUCTION • BALL BEARING • COMES WITH UNMOUNTED CONDUIT BOX
• ELECTRICALLY REVERSIBLE • 1075 RPM • 460V PSC**

H.P.	Amps	Shaft	Body	Speed	Cap.	Part No.	Century Ref.
1/4	1.1	1/2 x 6 ³ / ₈	4 ¹ / ₄	1	5/370	D913	788A
1/3	1.1	1/2 x 6 ³ / ₈	4 ¹ / ₄	1	7.5/370	D912	436A
1/2	1.8	1/2 x 6 ³ / ₈	5	1	15/370	D911	435A
3/4	2.2	1/2 x 6 ³ / ₈	5 ¹ / ₂	1	15/370	D910	FH1076
3/4	2.5	5/8* x 4 ¹ / ₂	5 ¹ / ₂	2	15/370	D915	--




CONDENSER/BLOWER MOTORS

SPECIAL APPLICATION

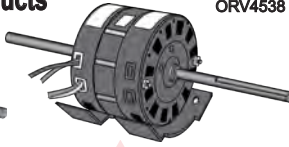
RV & MOBILE HOME AIR CONDITIONER MOTORS

RV Products


ORV4537
D1092




ORV4538



ORV4539



ORV4540



HP	RPM Speeds	Volts	Amps	Rotation	CAP μ F	Shaft	Motor Dia.	Body	Cross Reference	Part No.
1/5	1650 3	115	2.5	CWLE	5/370V	2 $\frac{1}{16}$ x 1/2 x 3 $\frac{1}{16}$ "	5"	3 $\frac{1}{8}$ "	F42C40A61 3105054.005	ORV4540
1/4	1625 1	115	2.8	CWLE	7.5/370V	5 $\frac{1}{4}$ x 1/2 x 5	5"	4 $\frac{1}{8}$ "	6747A311	ORV4537
1/4	1625 2	115	1.0	CWLE	7.5/370V	5 $\frac{1}{16}$ x 1/2 x 5 $\frac{1}{16}$	5"	3 $\frac{3}{8}$ "	6757B311	ORV4538
1/3	1675 2	115	3.4	CWLE	7.5/370V	7 $\frac{7}{16}$ x 1/2 x 3 $\frac{1}{2}$	5"	3 $\frac{1}{4}$ "	F42B50A01 1468A304	ORV4539
					Coleman #1468-3109		Fasco#7184-0196		1468A304	
1/3	1675 2	115	3.4	CWLE	7.5/370V	7 $\frac{7}{16}$ x 1/2 x 3 $\frac{1}{2}$	5"	3 $\frac{1}{8}$ "	1468-3069 7855MVA-A11U	D1092


ARMSTRONG/AIR-EASE



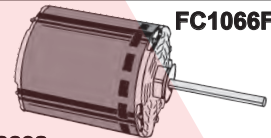
- Permanent Split Capacitor
- Automatic Overload
- Ambient Temp 40°C
- Semi Enclosed
- Sleeve Bearing
- 208/230 Volt
- CWLE
- Replaces R42521-001
- 1075 RPM
- 42Y Frame
- 5" Dia

H.P.	Amps	RPM	A Dim.	Shaft	Dia.	Cap.	Part No.
1/5	1.5	1075	4 $\frac{1}{8}$ "	1/2 X 5 $\frac{1}{8}$ "	5"	5uf	OMC6517

CARRIER



- OPEN CONSTRUCTION • BALL BEARING
• SINGLE SPEED • ELECTRICALLY REVERSIBLE • PSC




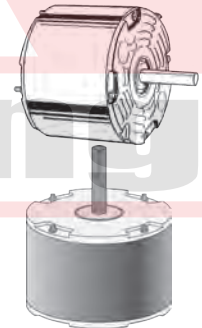
Part No.	Volts	Amps	Rpm	A Dim.	Shaft	Replaces
FEH1056S	460	0.9	1050	5 $\frac{1}{2}$	1/2" X 3 $\frac{1}{8}$ "	HC44VL463A
FEH1056S FC1066F	230/460	3.9/2	1075	6 $\frac{1}{2}$	1/2" x 5 $\frac{3}{8}$ "	Canopy Type

HEIL-QUAKER - INTER-CITY PRODUCTS

H.P.	Amps	A Dim.	Shaft	Speeds	Rot.	Volt	OEM Ref.	Part No.
1/5	1.3	4	1/2 x 2	1	CW	208/230	HQ1050892EM KA55HXHNK-2379	FSE1016SV1
1/6	2.2	3 $\frac{1}{2}$	1/2 x 2 $\frac{1}{2}$	1	REV	208/230	HQ1052662EM 48HXCLW-1562	D1071

- Ball Bearing
- CWLE

Part No.	H.P.	Amps	Volt	RPM	Cap.	OEM Ref.
45508	1/5	1.5/1.4	208-230	1050(2 Spd)	5 μ	1172508
45598	1/5	1.5/1.4	208-230	1050	5 μ	1086598



LENNOX • CW • 230 VOLTS

D2817 Replaces: 5KCP39PGA9701S, PG3490AS, D2017 A.O. SMITH OLE1038

H.P.	Amps	RPM	A Dim.	Shaft	Length	Cap.	Part No.
1/3	3.2	825	5 $\frac{1}{4}$	1/2	6	5uf	D2817

CONDENSER/BLOWER MOTORS

SPECIAL APPLICATION

TRANE

Single Speed • Ball Bearing • PSC • Thermally Protected
• CW Rotation • 5.6" dia. • 208-230/460 Volts

Part No.	HP	RPM	Amps	Shaft Dim.	"A" Dim.
D2850	1	1125	4.6/2.3	1/2 x 3.45	5.6"

X706070706010, X70671180017, MOT3771, MOT5717

Part No.	HP	RPM	Amps	Shaft Dim.	"A" Dim.
D2851	1	1125	4.6/2.3	5/8 x 3 3/4 Keyed	5.6"

X7067165301, X7067165601, X70671654, MOT9192, MOT9198

• Cradle Base • 5.6" dia • Reversible • 115 Volts • Cap. Included

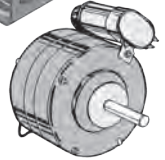


Part No.	HP	RPM	Amps	Shaft Dim.	"A" Dim.
P9584	1/4	1075	2.81	1/2" x 1 1/4"	5.458"

X70370241010, MOT9584, MOT18951, 5KCP39MGB434X

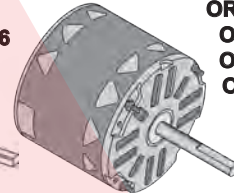
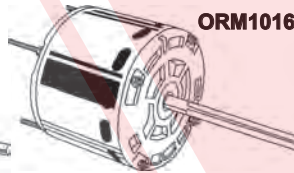
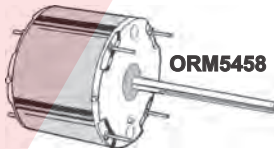
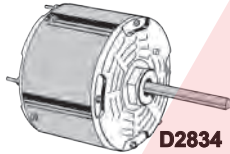
• Sleeve Bearing • 5" dia. • 230 Volts • CW Rotation

Part No.	HP	RPM	Amps	Shaft Dim.	"A" Dim.
D1050	1/8	1550	1.1	1/2" x 3"	3 1/4"

GE A/C Condenser KSP29DK1728S, Trane WW94X236SP, WW94X936PSC



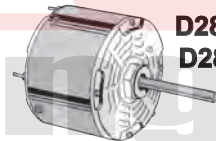
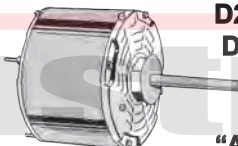
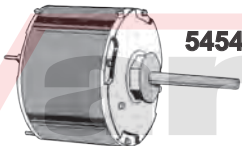
RHEEM / RUUD



ORM1008V1,
ORM1028,
ORM1038,
ORM1058

208-230 Volts • 5.6" Dia • 1/2" Shaft Dia. • Stud Mounting

H.P.	Amps	Spd.	Cap.	Holes	Rot.	"A" Dim	Shaft Length	Reference No.	Part No.
825 RPM									
1/2	3.4	1	15μ	8	CCWLE	4 7/8"	3 1/4"	51-12103-08	ORM1058
1/3	2.8	2	10μ	8	CCWLE	4 5/8"	2 1/2"	51-12103-07	ORM1038
1/4	2.0	2	7.5μ	8	CCWLE	4 3/8"	3 3/8"	51-12103-06	ORM1028
1/8	1.4	2	5μ	8	CCWLE	3 3/4"	2 5/8"	51-12101-05	ORM1008V1
1075 RPM									
1/3	2.0	1	PSC	4	C.W.	4"	4 1/4"	51-21853-83	D2834
1/3 - 1/6	2.0-1.0	1	7.5μ	8	C.W.	4 1/8"	6 1/2"	51-23053-11	ORM5458
1/5	1.1	2	5μ	4	Rev.	3 3/4"	5 1/2"	20682-01	ORM1016



D2842,
D2844

D2800,
D2840

"A" Shaft Dia.

H.P.	Volts	Amps	RPM	Spd.	Cap.	Mtg.	Dia.	Rot.	Dim	& Length	Reference No	Part No.
1/2	208-230	2.9	1075	1	10μ	Stud	5.6	Rev	5	1/2 x 5	51-23052-11	D2800
1/5	208-230	1.3	1075	1	PSC	Stud	5.6	C.W.	3 3/4	1/2 x 4 1/4	51-21853-82	D2840
1/6	208-230	1.2	825	1	PSC	Stud	5.6	C.W.	4	1/2 x 4 1/4	51-20760-11	D2842*
1/5	208-230	1.7	1075	1	3μ	Stud	5.6	Rev.	3.81	1/2 x 3.7	51-20762-01	5454*
1/10	208-230	.8	825	1	3μ	Stud	5.6	C.W.	3 3/4	1/2 x 4 1/4	51-20761-11	D2844

D2834 & D2842 Use 5μ 370V for 208-230V applications and 7.5μ 370V for 200V applications.

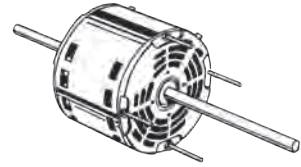
D2840 Use 3μ 370V for 208-230V applications and 5μ 370V for 200V applications.

*Has 4 drilled and tapped holes in shell. ^ Includes 8 drilled & tapped holes in shell.

5 1/2" DOUBLE SHAFT MOTORS

**DOUBLE SHAFT 39-48 FRAME MOTORS
FOR WINDOW AIR CONDITIONER UNITS
AND DIRECT DRIVE BLOWERS**

**Use 5 MFD 370V Capacitor
115V - 6 Pole - 1075 RPM - 3 Speed**



X Bracket Adapter Kit not included Order KIT200

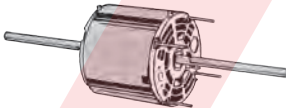
H.P.	Amps	Volts	Body Length	Shaft	Fasco Ref.	Part No.
1/8	1.8	115	3 ¹¹ / ₁₆	8 ³ / ₁₆ x 1/2 x 7 ³ / ₁₆	--	RAL1006+
1/6	2.7	115	3 ¹ / ₂	7 ¹ / ₂ x 1/2 x 9	D754	RAL1016+
1/4	3.9	115	4	10 x 1/2 x 10	D756	RAL1026A+
1/3	6.9	115	4 ¹ / ₄	8 ¹ / ₂ x 1/2 x 8 ¹ / ₂	D757	RAL1036+
1/2	9.6	115	5 ¹ / ₄	8 x 1/2 x 8	D761	RAL1056+

230 - 6 Pole - 1075 RPM - 3 Speed

H.P.	Amps	Volts	Body Length	Shaft	Fasco Ref.	Part No.
1/8	.9	230	3 ³ / ₄	7 ¹ / ₂ x 1/2 x 9	D750	RA1006+
1/6	1.4	208/230	3 ¹ / ₂	7 ¹ / ₂ x 1/2 x 9	D752	SA1016
1/4	1.9	208/230	4	7 ¹ / ₂ x 1/2 x 8 ¹ / ₂	D755	SA1026
1/3	2.3	208/230	4 ¹ / ₂	8 ¹ / ₂ x 1/2 x 8 ¹ / ₂	D758	SA1036V1
1/2	2.7	208/230	5 ¹ / ₁₆	7 ¹ / ₁₆ x 1/2 x 6 ³ / ₁₆	--	RA1056+
3/4	5.7	208/230	5 ¹ / ₂	8 x 1/2 x 8	D763	RA1076+

+INCLUDES X BRACKET ADAPTER KIT

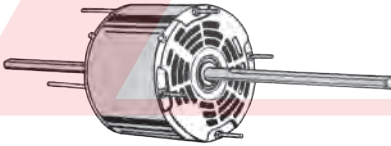
277 VOLT - 6 Pole - 1075 RPM - 3 Speed



H.P.	Amps	Cap.	Body Length	Shaft	Ref.	Part No.
1/6	.9	5/370	3 ¹ / ₂	8 ¹ / ₂ x 1/2 x 8 ¹ / ₂	D979	7RA1016+
1/4	1.5	5/370	4 ¹ / ₄	8 ¹ / ₂ x 1/2 x 8 ¹ / ₂	--	7RA1026+
1/3	2.2	7.5/370	4 ¹ / ₂	8 ¹ / ₂ x 1/2 x 8 ¹ / ₂	--	7RA1036+

4 POLE - 1625 RPM - 3 SPEED

DOUBLE SHAFT 39-48 FRAME MOTORS
FOR WINDOW AIR CONDITIONER UNITS
AND DIRECT DRIVE BLOWERS
X BRACKET ADAPTER KIT
NOT INCLUDED
ORDER KIT200



**ALL MOTORS USE
5 MFD 370 V Capacitor**

H.P.	Amps	Body Length	Volts	Shaft	Reference	A.O. Smith Part No.
1/4	3.8	4 ¹ / ₄	115	8 ¹ / ₂ x 1/2 x 8 ¹ / ₂	--	RAL1024+
1/3	5.9	4 ¹ / ₂	115	8 ¹ / ₂ x 1/2 x 8 ¹ / ₂	--	RAL1034+
1/2	9.4	5	115	7 ¹ / ₂ x 1/2 x 7 ¹ / ₂	--	RAL1054+

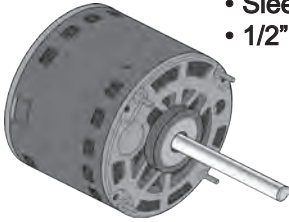
4 POLE - 1625 RPM - 3 SPEED

H.P.	Amps	Body Length	Volts	Shaft	Ref	Part No.
1/4	2.1	4	208/230	8 ¹ / ₂ x 1/2 x 8 ¹ / ₂	D774	RA1024+
1/3	2.6	4 ¹ / ₂	208/230	8 ¹ / ₂ x 1/2 x 8 ¹ / ₂	D771	RA1034+
1/2	4.1	4 ³ / ₄	208/230	8 x 1/2 x 8	D772	RA1054+
3/4	5.7	5 ¹ / ₂	208/230	5 x 1/2 x 5	D778	RA1074+

+INCLUDES X BRACKET ADAPTER KIT

5½" FURNACE AND AIR HANDLER MOTORS

40°C DIRECT DRIVE FURNACE BLOWER MOTORS



Parts
Connect®

- Sleeve Bearings
- 1/2" x 4" Shaft w/Flat
- 3 Speed
- Open Enclosure
- 1075 RPM
- PSC
- Reversible

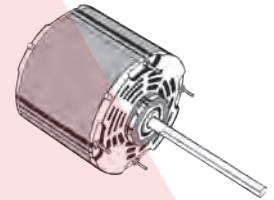
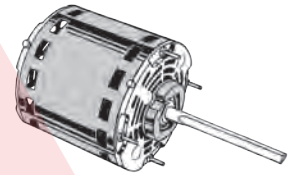
HP	Amps	Volts	Cap.	Part No.
1/4	4.2 - 2.4 - 2.0	115	5μ	PC3583
1/3	5.5 - 3.0 - 2.0	115	7.5μ	PC3585
1/2	7.5 - 4.5 - 3.0	115	10μ	PC3587
3/4	10.2 - 7.3 - 4.5	115	15μ	PC3589
1/4	2.0 - 1.1 - 0.9	208-230	5μ	PC3584
1/3	2.8 - 1.7 - 1.2	208-230	5μ	PC3586
1/2	3.6 - 2.3 - 1.6	208-230	10μ	PC3588
3/4	5.5 - 4.5 - 3.2	208-230	10μ	PC3590

40°C DIRECT DRIVE FURNACE BLOWER MOTORS CAPACITOR INCLUDED

- Sleeve Bearings
- 1/2" x 6" Shaft w/Flat
- Capacitor Included in the Box
- 1075 RPM
- Open Enclosure
- PSC
- Reversible

Parts
Connect®

HP	AMPS	Speeds	Cap.	Length	Part No.
115 Volt • 1075 RPM • OPEN • Sleeve Bearings					
1/2-1/3-1/4-1/5	7.7/5.5/4.2/3.3	4	10μ	5¼"	PCD701
1/6-1/8-1/10	2.5	3	5μ	4¼"	PCD928*
1/4-1/5-1/6	4.8/3.3/2.6	3	5μ	4"	PCD721
1/3-1/4-1/5	5.4/4.6/3.8	3	5μ	4¼"	PCD727
3/4-1/2-1/3	4.8/3.3/2.6	3	10μ	5½"	PCD728
208-230 Volt • 1075 RPM • OPEN • Sleeve Bearings					
1/4-1/6-1/8	2.2/1.5/4.2/1.1	3	5μ	4"	PCD725
1/3-1/4-1/5	1.8	3	5μ	4¼"	PCD923
3/4-1/2-1/3	5.4/3.8/2.9	3	10μ	5½"	PCD729




* Shaft 1/2" X 5½"

POPULAR DIRECT DRIVE FURNACE BLOWER MOTORS

115-230 VOLT MOTORS

- 2, 3 & 4 SPEED - 1075 RPM • SLEEVE BEARING • SINGLE SHAFT
- 39-48 FRAME • ELECTRICALLY REVERSIBLE FAN MOTOR

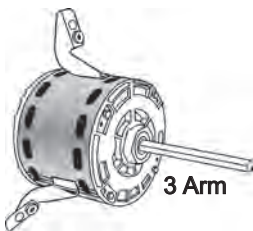


HP	Volts	Amps	Speed	Shaft Length	Body Length	Capacitor Req.	Fasco Part No.	Century Reference
1/6	115	2.7	3	5¼"	3¾"	5/370	D928	FDL1016
1/4	115	4.8	3	6"	4"	5/370	D721	DL1026
1/4	208/230	2.2	3	6"	4"	5/370	D725	D1026
1/3	115	5.9	3	4½"	4½"	5/370	D727	DL1036
1/3	208/230	2.9	3	6"	4¼"	5/370	D923	D1036
1/2	115	7.7	4	5½"	5¼"	10/370	D701	DL1056
1/2	115	7.3	4	3¾"	4¼"	10/370	D806*	FDL6001
1/2	208/230	4.2	3	6"	5"	7.5/370	D703	D1056
3/4	115	11.9	3	6"	5½"	10/370	D728	DL1076
3/4	115	9.5	4	6"	5½"	15/370	D724*	ORM1076*
3/4	115	9.8	5	6"	5½"	40/370	-	FDL1076V1
3/4	208/230	5.1	3	6"	5½"	10/370	D729	D1076
1	115	11.8	3	6"	6"	20/370	D712	BDL1106
1	208/230	5.3	3	6"	5½"	20/370	D711	BD1106

* Has drilled & tapped holes for Rheem Application

5 1/2" BLOWER MOTORS

MOUNT MOTORS PSC • OPEN VENTILATION • AIR-OVER



3 Arm

- Ideal for blowers and fans used in furnaces
- 115/230 VAC
- Sleeve bearings
- 1075 RPM

- Electrically reversible
- Thermally protected
- UL recognized
- All angle mount bearings




4 Arm

H.P.	Volts	Amps	Speed	Body Length	Shaft Dim.	Cap Required	Part No.	Reference
1/4	115	3.6	4	4	1/2 x 6	5/370	43783	D1730
1/3	115	4.8	4	4 1/8	1/2 x 6	10/370	43785	20203 D1731
1/2	115	8.0	4	5 13/16	1/2 x 6	10/370	43787	20201 D1732
3/4	115	9.0	3	5.41	1/2 x 5	15/370	43789	20208
1/4	230	2.0	4	4 1/8	1/2 x 6	5/370	43784	20204 D1733
1/3	230	2.6	4	4 1/8	1/2 x 6	10/370	43786	D1734
1/2	230	4.0	4	4 1/8	1/2 x 6	10/370	43788	D1735
3/4	230	4.5	3	5.41	1/2 x 5	10/370	43790	
3/4	115	11.0	3	5 5/8	1/2 x 2 3/4	10/370	82113*	HC45TE113

*82113 is a 4 Arm Flex Type Mount

460 Volt Models Available

4-SPEED MULTI-HP PSC FURNACE BLOWER



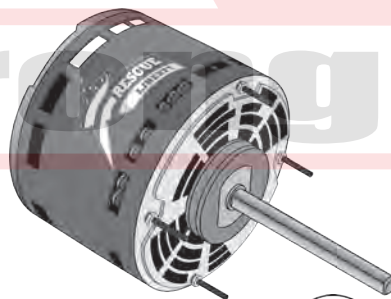
- 2 1/2" Mtg Rings
- Electrically Reversible
- 10µF370V Capacitor
- 48Y Frame
- Sleeve Bearing
- 5 x 1/2" Shaft/4" Flat
- 1075 RPM 4 Speed
- Automatic Overload
- 40°C

Tapped with 4 sets of mounting holes drilled in the shell to allow for Rheem mounting. See Page 160 for Rheem Bracket Kit.

H.P.	Volts	Amps.	Body Length	Shaft Length	Part No.
1/2 - 1/6	115	7.0	4.81"	5"	PC3463
3/4 - 1/5	115	9.1	4.81"	5"	PC3466
1/2 - 1/6	208/230	3.9	4.81"	5"	PC3464
3/4 - 1/5	208/230	3.9	4.81"	5"	PC3467

RESCUE® Liberty™ Furnace and Air Handler Direct Drive Blower Multi-Horsepower Motor

- Horsepower: 1/2–1/6 HP
- Enclosure: Open Air Over (OAO)
- Speed Range: 1075 RPM
- Rated Voltages: 115 and 208–230
- Ambient Rating: 60°C (140°F)
- Capacitor: Compatible with 370V (not included)
- Mounting: Thru-Bolts, Rheem Shell Holes, or Belly Band; Extended Mounting Studs; 2.5" Dia. Hub Rings Included
- 1075 RPM • Bearing: SAB




HP	Volts	Cap	Amps	Length	Shaft	Part No.
1/2-1/6	115	12.5-7.5µ	7.3	10.8"	1/2 x 5 1/2"	US5460
1/2-1/6	208-230	10-5µ	3.6	10.3"	1/2 x 5"	US5461



BLOWER MOTORS

PSC • Direct Drive Fan & Blower • 5.6" Dia. • Open Air Over

- Stud Extensions
- 48Y Frame
- 115 Volt
- Permanent Split Capacitor
- Continuous Duty, Air Over
- All Angle Mount
- Requires 370 Volt Run Capacitor (not included)
- SAB Bearings Have All Angle Thrust System
- 24" Leads
- 1075 RPM
- 60 HZ
- 5" Shaft
- Auto Thermal Protection
- 2.5" Diameter Hub Rings Included
- Class B Insulation
- 3 Speed
- Reversible Rotation
- 24" Leads



HP	Part No.	Volts	µF @370V	Amps	"A" Dim
1/4	1863	115	7.5	3.5	4.3
	1971	208-230	7.5	1.5	4.3
1/3	1864	115	7.5	5.0	4.6
	1972	208-230	7.5	1.9	4.3
1/2	1865	115	10.0	6.5	5.4
	1973	208-230	10.0	2.9	5.3
3/4	8904	115	15.0	9.5	5.4
	8905	208-230	15.0	4.0	5.6
1	8906	115	20.0	12.1	6.1
	8907	208-230	20.0	5.6	6.1


RESCUE® the Ultimate Truck Stock Motor

PSC Motors for Furnace & Air Handler Direct Drive Blower Applications

- 48 Frame, 5.6" Diameter
- 1075 RPM applications
- All-Position Mount
- Mounts with Thru-Bolts, Shell Holes or Belly Band
- 36" Leads
- Extended Mounting Studs
- 2.5" Diameter Hub Rings Included
- Reversible Rotation

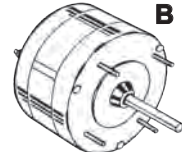
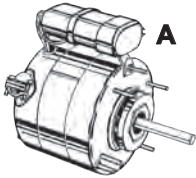
Part No.	HP	Volts	µF@ 230V	AMPS	SHAFT	"A" DIM
1075 RPM 4 Speed Taps						
5460*	1/2-1/6	115	7.5-10	2.8-7.3	5.0	5.9
5470◇	3/4-1/5	115	10-20	3.1-8.1	5.0	6.6
5461*	1/2-1/6	208-230	5-10	1.3-3.6	4.5	5.9
5471◇	3/4-1/4	208-230	10-20	1.7-4.1	5.0	6.6

- ◇ Ball Bearing
- * Sleeve Bearing



HEATER MOTORS

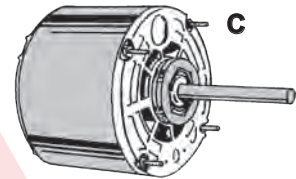
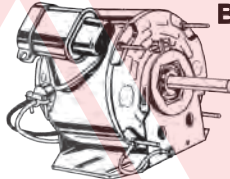
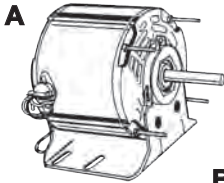
TOTALLY ENCLOSED MOTORS FOR UNIT HEATERS & VENTILATORS



5" DIAMETER
- 6 POLE - 1075 RPM

H.P.	Amps	Body Length	Shaft L x Dia.	Speeds	Volt	Cap.	Type	Rot.	Part No.
1/20	2.0	3 ⁵ / ₈ "	3" x 3/8"	1	115	S.P.	B	C.W.	D242
1/6	2.3-1.1	3 ⁵ / ₈ "	3" x 1/2"	2	115	Incl.	A	Rev	D261
1/6	2.9	3 ⁵ / ₈ "	3" x 1/2"	1	115	Incl.	A	C.W.	360

5⁵/₈" DIAMETER - 115 VOLT - BALL BEARING - 1/2" SHAFT



H.P.	Amps	Body Length	Shaft Length	Speeds	RPM	Cap.	Type	Rot.	Part No.
1/8	2.0	4 ¹ / ₄ "	3 ¹ / ₄ "	1	1625	Incl.	B	Rev.	D736+
1/6	2.7	4 ¹ / ₄ "	3"	1	1075	Incl.	A	Rev.	UH1016
1/6	2.5	4 ¹ / ₄ "	4 ¹ / ₂ "	2	1075	5/370	C	Rev.	136A
1/4	3.8	4 ¹ / ₄ "	5"	1	1075	Incl.	B	Rev.	UH1026V1
1/3	4.1	4 ³ / ₄ "	3"	1	1075	Incl.	A	Rev.	UH1036
1/2	5.5	4 ¹ / ₂ "	6"	1	1140	Incl.	B	C.W.	733A#

+1625 RPM

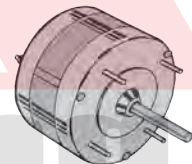
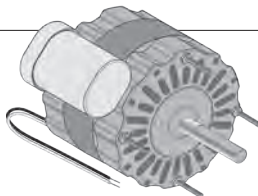
#1140 RPM

DIRECT REPLACEMENT FOR Beacon-Morris, Sterling, Trane, Williams & Others 5" Dia - 115V

Part No.	HP	RPM	Amps	Type	Shaft	Body	Ref
P01871	1/20	1050	1.7	SP	3" x 3/8"	3 ³ / ₄ "	7151-0101 J31R01871
							CWSE
P01872	1/15	1050	2.5	SP	3" x 3/8"	3 ³ / ₄ "	A0524A2161 J31R01872
							CWSE
P4086	1/30	1075	1.75	PSC	2" x 1/2"	2 ¹ / ₄ "	A0510B2178 7151-2142
							CCWSE
P4093*	1/4	1075	4.7	PSC	3 ³ / ₄ " x 1/2"	4 ¹ / ₈ "	A0820B2597 J3104093
							CWSE
P4094*	1/3	1075	5.6	PSC	3" x 1/2"	4 ³ / ₈ "	A0820B2596 J3104093

* Capacitor Included

P4093
P4094




P01871



P4086

BELT DRIVE & OIL BURNER MOTORS

**MOTORS FOR BELT DRIVEN BLOWERS, FURNACES & EXHAUST FANS
SPLIT PHASE - 1725 RPM - 115V**

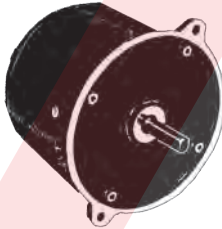


Packard

40C. Ambient, Open drip proof, resilient base. Reversible at terminal board. For CW or CCW rotation. Continuous duty with thermal overload protection. ,

- Sleeve Bearing
- Shaft: 1/2 Flat w/5/8 adapter
- 115V
- 1725 RPM
- Single Speed
- Service Factor 1.25 + .
- Base 48 and 56

<u>H.P.</u>	<u>Century</u>	<u>Packard</u>	<u>US Motors</u>
1/4	GF2024	45014	8000
1/3	GF2034	45013	8100
1/2	GF2054	45012	8200



OIL BURNER MOTORS 115 Volt, Split Phase

- Sleeve bearing
- 48N (7.25" lug center) & 48M (6.75" lug center) frame
- Reversible
- Continuous duty
- 60 HZ
- Manual overload
- 40°C ambient
- 1.0 S.F.
- Factory connected for CW rotation

NOTES

1. Provisions for mounting
4" x 4" conduit box.

2. Rotation switch for easy reversing.

3. 20" leads at 3:00.


4. 20" leads at 9:00.

5. 11" cable at 5:00.

6. 20" cable at 9:00.

7. Open shaft end bell.

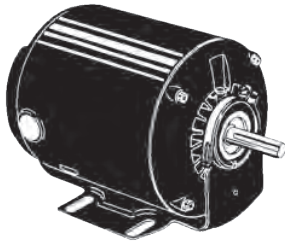
<u>H.P.</u>	<u>Frame</u>	<u>RPM</u>	<u>Notes</u>	<u>Part No.</u>
1/8	48N	1725	1-2-4	EL2004V1
1/7	48M	3450	1-2-6	EL2002V1
1/6	48N	1725	1-3	XEL2014
1/4	48N	3450	3-7	EL2023
1/3	48N	1725		EL2034




- 1/7 HP • 115V • 1.80 Amp • 3450 RPM • 1/2" x 1 1/2" Shaft • 48M Frame
- PSC Motor • 20µF 250V Capacitor • Ball Bearing • CCWSE
- Direct Replacement For Beckett 21805U, Emerson 3248, GE 4777
- Easy Installation With New Flange Style (Aluminum)
- 18 1/2" Lead Set • Manual Thermal Protection • Continuous Duty
- Class F Insulation • 40°C Ambient • UL and CSA Recognized

OBK6002V1

Oil Burner Motor



CAPACITOR START DUAL VOLTAGE BALL BEARING with BASE



Single phase, capacitor start, 115/208-230 Volt, 60HZ, open drip proof, ball bearing, 40°C continuous duty, nema service factor.

HP	RPM	Volts	S.F.	Frame	Shaft	Part No.	US Motors (Ref)
1/2	3450	115/208-230	1.6	56	5/8" Key	RB1052L	D34CA2JH9
1/2	1750	115/208-230	1.25	56	5/8" Key	RB1054AV1	D12C2J9
3/4	3450	115/208-230	1.5	56	5/8" Key	BK1072	D34CA1J9
3/4	1750	115/208-230	1.25	56	5/8" Key	RB1074A	D34CA2JH9
1	3450	115/208-230	1.4	56	5/8" Key	BK1102	D1CA1J9
1	1750	115/208-230	1.25	56	5/8" Key	RB1104AV1	D1CA2JH9
1½	3450	115/208-230	1.3	56H	5/8" Key	B722L	D32CA1JH9
1½	1750	115/208-230	1.15	56H	5/8" Key	RB1154AV1	4242
2	1750	115/208-230	1.15	56H	5/8" Key	RB1204AV1	D2CA2JH

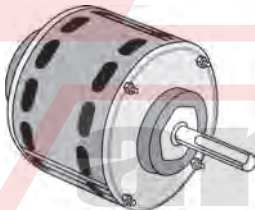
3 PHASE RESILIENT BASE MOTORS

Three phase, 230/460 and 208-230/460 Volt, 60HZ, open drip proof, ball bearing, 40°C continuous duty, nema service factor.

HP	RPM	Volts	S.F.	Frame	Shaft	Protector	Part No.
1/2	3450	230/460	1.6	56	5/8" Key	Auto	H840
1/2	1750	208-230/460	1.25	56	5/8" Key	Auto	BK3054V1
3/4	3450	230/460	1.5	56	5/8" Key	Auto	H841V1
3/4	1750	208-230/460	1.25	56	5/8" Key	Auto	BK3074
1	3450	230/460	1.4	56	5/8" Key	Auto	BK3102
1	1750	208-230/460	1.25	56	5/8" Key	Auto	RB3104A
1½	3450	208-230/460	1.3	56H	5/8" Key	Auto	H843V1
2	1750	208-230/460	1.15	56H	5/8" Key	Auto	RB3204
3	3450	208-230/460	1.15	56HZ	7/8" Key	Auto	H845
3	1750	208-230/460	1.15	56HZ	7/8" Key	Auto	H855L
5	3450	208-230/460	1.15	56HZ	7/8" Key	Auto	H1039L

EVAPORATIVE COOLER MOTORS

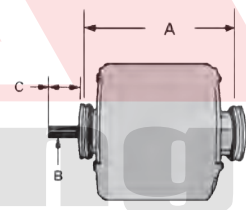
ALL COPPER WINDINGS



Two Speed
1.0 Service Factor
Sleeve Bearing
60 Hz.
Moisture Resistant Terminal Board
Electro Zinc Plated Rotating Switch Parts

Nema 56Z Frame
2½" Mounting Rings
Split Phase
CW Shaft End

Auto O'Load
7½" Ring to Ring
Open Drip



HP	RPM	Speeds	Volts	Amps	"A"	"B"	"C"	Part No.
1/3	1725/1140	2	115	6.5/3.5	7.50"	1/2"	1.50"	SVB2034
1/2	1725/1140	2	115	8.4/4.0	7.50"	1/2"	1.50"	SVB2054
3/4	1725/1140	2	115	10.5/5.1	7.50"	1/2"	1.50"	SVB2074
3/4	1725/1140	2	230	5.1/2.5	7.50"	1/2"	1.50"	SVB2074H
1-½	1725/1140	2	115	12.3	9.44"	5/8"	2.13"	†SV2104L
1-½	1725/1140	2	230	6.2	9.44"	5/8"	2.13"	†SV2104HL

† CAPACITOR START • BASE & CLAMPS INCLUDED

SINGLE PHASE - CAPACITOR START



- Rigid base
- Ball bearing
- Electrically reversible
- Drip proof
- 40°C Ambient



	<u>H.P.</u>	<u>RPM</u>	<u>Volts</u>	<u>Frame</u>	<u>SF</u>	<u>Prot.</u>	<u>Part No.</u>
	1/3	1725	115/208-230	56	1.35	Auto	C222ES
	1/2	3450	115/230	56	1.25	None	B172ES
	1/2	1725	115/230	56	1.25	Auto	C460ES
	1	3450	115/208-230	56	1.25	None	B671ES
	1	1725	115/230	56	1.15	Auto	C682ES
	1.5	1725	115/208-230	56H	1.15	Auto	C688ES
	2	3450	115/230	56H	1.15	None	B734ES
	2	1725	115/208-230	56H	1.15	Auto	OB1204ALES
	3	3450	115/230	182T	1.15	None	V210M2
	3	1800	115/230	184T	1.15	None	D3C2P1B

SINGLE PHASE - CAPACITOR START - TOTALLY ENCLOSED FAN COOLED (TEFC)

- Rigid base
- Ball bearing
- Electrically reversible
- Drip proof
- 40°C Ambient
- 115/230 V
- 56 Frame



	<u>H.P.</u>	<u>RPM</u>	<u>Frame</u>	<u>SF</u>	<u>Prot.</u>	<u>Part No.</u>
	1/4	1725	56	1.0	Auto	C664V1
	1/3	1725	56	1.15	Auto	C223V1
	1/2	3450	56	1.0	None	B621
	1/2	1725	56	1.15	Auto	C613
	3/4	3450	56	1.0	None	B664
	3/4	1725	56	1.0	Auto	C671
	1	3450	56	1.0	None	B674
	1	1725	56	1.0	Auto	C685

THREE PHASE • VCM™ • 70°C Ambient

JuggerNaut™

When you need a motor that can handle the severe demands that inverters create, look no further



- UL and CSA Class F insulation for 70°C (158°F) max ambient conditions provides longer motor life.
- Inverter Duty Rated to be Corona Free with conductive bearing grease for reliable use with today's inverters.
- Voltage Change Module (VCM)™ – Quick connect voltage change device makes changes quick and easy.
- Easy to remove 56H rigid base provides maximum mounting versatility and reduces inventory.
- JuggerNaut condenser fan motors are available in 1 HP, 1.5 HP and 2 HP at 1140 RPM and 1 HP at 850 RPM. All are three phase and 208-230/460 volt.

208-230/460 Volt • 56H Frame • Reversible • Three Phase • Ball Bearing

<u>Part No.</u>	<u>HP</u>	<u>Amps</u>	<u>RPM</u>	<u>Length</u>	<u>Shaft</u>	<u>Wt.</u>	
H1050AV1	1820	1.0	4.0-4.4/2.2	1140	16.63	5/8" x 6"	29
H1051AV1*	1821	1.5	5.8-5.8/2.9	1140	17.63	5/8" x 6"	38
H1052AV1	1821	2.0	7.0-7.4/3.7	1140	18.63	5/8" x 6"	45
H1053AV1		1.0	5.0-5.2/2.6	850	18.63	5/8" x 6"	45

INDUSTRIAL MOTORS




Formerly A. O. Smith Electrical Products Company

- Rigid base
- Continuous Duty
- Protection - None
- Models with Protection Available
- Ball bearing
- 40°C Ambient

THREE PHASE - DRIP PROOF



THREE PHASE TOTALLY ENCLOSED FAN COOLED (TEFC)



H.P.	RPM	Volts	Frame	Part No.
1/2	1725	208-230/460	56	H273LES
3/4	3450	208-230/460	56	H377ES
3/4	1725	208-230/460	56	H581AES
1	3450	208-230/460	56	H602ES
1	1725	208-230/460	56	H614LES
1.5	3450	230/460	56H	H756
1.5	1725	208-230/460	56H	H534LES
2	1725	208-230/460	145T	H181LES
3	1800	230/460	182T	E217M2
5	3600	230/460	182T	E204M2
5	1800	230/460	184T	E219M2
7.5	3600	230/460	184T	E205M2
7.5	1800	230/460	213T	E317M2
10	3600	208-230/460	213T	TO133
10	1800	208-230/460	215T	GT0019A
15	3600	208-230/460	215T	TO138
15	1800	230/460	254T	E451M2
20	3600	230/460	254T	E494M2
20	1800	230/460	256T	GT0062
25	3600	230/460	256T	E495M2
25	1800	230/460	284T	E514M2
30	3600	230/460	284TS	E584M2
30	1800	230/460	286T	E516M2
40	3600	230/460	286TS	E585M2
40	1800	208-230/460	324T	TO156
50	3600	230/460	286TS	TO163
50	1800	208-230/460	326T	GT0077

H.P.	RPM	Volts	Frame	Part No.
1/3	1725	208-230/460	56	H263L
1/2	3450	208-230/460	56	H271
1/2	1725	208-230/460	56	H868L
3/4	3450	208-230/460	56	H448
3/4	1725	208-230/460	56	H869L
1	3450	208-230/460	56	H505ES
1	1800	230/460	143T	TE102
1	1725	208-230/460	56	H524LES
1.5	3600	230/460	143T	TE110
1.5	1800	230/460	145T	TE108
2	3600	208-230/460	145T	TE117
2	1800	230/460	145T	TE115
3	3600	208-230/460	182T	GT1009A
3	1800	208-230/460	182T	GT1010A
5	3600	208-230/460	184T	GT1012A
5	1800	208-230/460	184T	GT1013A
7.5	3600	208-230/460	213T	GT1015A
7.5	3600	208-230/460	213T	GT1016A
10	3600	208-230/460	215T	GT1018A
15	3600	208-230/460	254T	GT1021A
15	1800	208-230/460	254T	GT1022A
20	3600	208-230/460	256T	GT1024A
25	3600	208-230/460	286TS	GT1027A
25	1800	208-230/460	284T	GT1028A
30	3600	208-230/460	286TS	GT1030A
30	1800	208-230/460	286T	GT1031A
40	3600	208-230/460	324TS	GT1033A
40	1800	208-230/460	324T	GT1034A
50	3600	208-230/460	326TS	GT1036A
50	1800	208-230/460	326T	GT1037A

MOTORS

COMMERCIAL MOTORS

56 FRAME 4 IN 1 MOTORS



TEFC, C-Face with Removable Base.

This unique 4-in-1 design allows for replacement of Drip proof, TEFC, C-Face, or Rigid base motors.

- * Double sealed ball bearings, mechanically locked on shaft end
- Bolt on, easily removable rigid base.
- Class F insulation (3-Phase only)
- Suitable for horizontal or vertical mounting

THREE PHASE 208-230/460V • INVERTER DUTY

H.P.	RPM	Frame	Part No.
1/3	3600	56C	D390*
1/3	1800	56C	G580*
1/2	3600	56C	D391
1/2	1800	56C	G581
3/4	3600	56C	D392
3/4	1800	56C	G582
1	3600	56C	D393A
1	1800	56C	G583A
1½	3600	56C	D394A
1½	1800	56HC	G584A
2	3600	56HC	D395A
2	1800	56HC	G585A
3	3600	56HC	D396A
3	1800	56HC	G590A

*TENV

SINGLE PHASE 115/208-230V • CAPACITOR START

H.P.	RPM	Frame	Part No.
1/3	1800	56C	G570
1/2	3600	56C	D311
1/2	1800	56C	G571
3/4	3600	56C	D312
3/4	1800	56C	G572
1	3600	56C	D313
1	1800	56C	G573
1½	3600	56C	D314 [^]
1½	1800	56HC	G574 [^]
2	3600	56HC	D315 [^]
2	1800	56HC	G575 [^]

[^]CAP START/CAP RUN

marathon[®]
Motors

CROP DRYER MOTORS

Crop Dryer, Single Phase Dripproof/Air Over, Rigid Base

- Double sealed ball bearings • Continuous duty
- Class F insulation system • 230V • 3600 RPM
- Keyed shafts with 1/4"-20 UNC tapped hole in end
- Thermostats for thermal overload protection (auto reset Z304)
- 34" long leads for ease of installation • Capacitors included,
- Extra nameplate included, loose, for remote mounting



HP	Frame	Shaft	Amps	Weight	Part No.
3 - 4.5	145TZ	7/8" x 3"	13.0 - 19.0	43	Z304
5 - 7.5	184TZ	1 1/8" x 3"	27.2 - 35.0	98	Z305A
7 - 9	184TZ	1 1/8" x 3"	36.5 - 46.0	83	Z306A
7 - 10	184TZ	1 1/8" x 3"	31.0- 42.0	95	Z307A
10 - 15	215TZ	1 1/8" x 3 1/2"	39.5- 61.5	159	Z308

FARM DUTY MOTORS


Farm Duty / Agriculture, High Torque Single Phase, TEFC

- Ball bearings * 1800RPM • 1.15 Service Factor
- Capacitor start design for high starting torque
- Capacitor start/capacitor run design for higher efficiency
- Low temperature manual reset thermal protector
- Totally enclosed and fully gasketed for dirty environments
- Condensate drains • 56 Frame • Shaft slinger
- UL Recognized and CSA Certified • 115/208-230V



HP	Frame	Amps	Weight	Part No.
1/2	56	9.0/4.5	21	F102
3/4	56	8.8/4.4	29	F103
1	56	13.2/6.6	37	F104
1½	56H	15.2/7.6	41	F105

Farm Duty / Agriculture, Extra-High Torque Chore Motor® Single Phase, TEFC, Rigid Base



- Class F insulation • 1.15 Service Factor • Ball bearings
- 300% and greater starting torque for hard-to-start applications
- Totally enclosed and fully gasketed for dirty environments
- Manual reset thermal protector • Condensate drains
- Shaft slinger • UL Recognized & CSA Certified • 1800RPM

HP	Frame	Volts	Amps	Shaft	Weight	Part No.
2	182TZ	115/230	24.0/12.0	7/8" x 2¾"	68	Z112A
3	184T	230	19.0	1½" x 2¾"	90	Z113A
5	184T	208-230	23.8/21.8	1½" x 2¾"	98	Z114A
5	213TZ	230	23.0	1½" x 3½"	119	Z117
7½	215TZ	230	32.0	1½" x 3¾"	155	Z115
10	2154T	230	40.0	1¾" x 3½"	133	Z116

Farm Duty / Agriculture, Auger Drive Single Phase, TEFC, N Flange

- NEMA N flange mounting • Ball bearings
- Manual reset thermal protector • 1800 RPM
- 56NZ: 5/8" dia. X 2.06" long shaft with flat • 115/230V
- Extended (ODE) Shaft with flats for manual jogging
- Utilizes a solid state electronic starting switch
- UL Recognized and CSA Certified



HP	Frame	Volts	Amps	Length	Weight	Part No.
1	56NZ	115/230	13.4/6.7	13¾"	36	T1204
1½	56NZ	115/230	15.2/7.6	14¾"	45	T1205

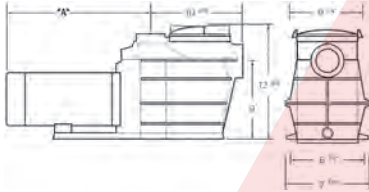
MOTORS

IN GROUND POOL PUMPS



GENESIS SERIES - In Ground Pool Pumps

- Glass-filled ABS construction is rugged, durable, and lightweight.
- Advanced hydraulics - high efficiency impeller & diffuser
- Impeller is molded to a brass insert for strength.
- Pull-out design allows components to be removed for service or winterizing without disturbing pipes. Drain plugs are gasketed so that the seal will not erode with consistent removal.
- Large 2" pipe connections allow maximal flow w/minimal resistance.
- Suction and discharge ports have internal threads as well as industry standard union connections.
- Hair/lint trap has an improved clear polymer lid for easy inspection.
- Separate clamp locks the lid 360° with less than a quarter turn.
- Strainer basket is one of the largest in the industry.
- Large pedestal supports both pump and motor.



SINGLE SPEED 3450 RPM

HP	Volts	"A"	Part No.
1	115/230	15¼"	GNS10SS
1.5	115/230	16⅝"	GNS15SS
2	230	16⅝"	GNS20SS
3	230	17¾"	GNS30SS

ECM MOTOR 3450/600 RPM

1.5	230	15¼"	GNS20VS
-----	-----	------	---------

TWO SPEED 3450/1725 RPM

HP	Volts	"A"	Part No.
1	230	15¼"	GNS10TS
1.5	115/230	16⅝"	GNS15TS
2	230	16⅝"	GNS20TS

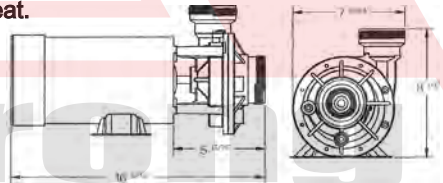
TWO SPEED WITH TIMER

1	230	15¼"	GNS10TST
1.5	115/230	16⅝"	GNS15TST
2	230	16⅝"	GNS20TST

ABOVE GROUND POOL & SPA PUMPS

1.5" PREMIER SERIES Above Ground Pool/Spas

- 1½" connection w/NPT thread & industry standard external threads.
- Glass-filled ABS construction is rugged, durable, and lightweight.
- Pump housing can be rotated in 90° steps for different installations.
- Shaft seal is larger than industry standard, helps dissipate heat.
- Direct replacement for Aqua-Flo FMHP Flomaster, Premier 329 Series, and Waterway Spa-Flo pumps.



SINGLE SPEED 3450 RPM

HP	Volts	W/O Strainer	With Strainer
3/4	115	PRM75	PRM75-SB
1	115	PRM10	PRM10-SB
1½	115/230	PRM15	PRM15-SB

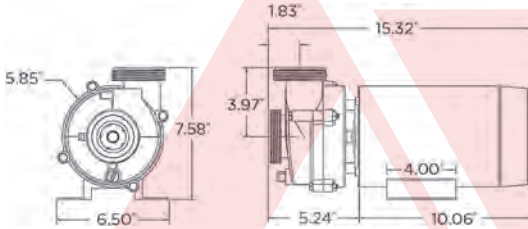
2-SPEED 3450/1725 RPM

1	115	PRM10TS	PRM10TS-SB
1½	115/230	PRM15TS	PRM15TS-SB

ABOVE GROUND POOL & SPA PUMPS

2" VKO INTAKE & DISCHARGE

- 2" connections with NPT threads and industry standard union threads.
- Glass-filled ABS construction is rugged, durable, and lightweight.
- Housing rotates 360° in four 90° steps for horizontal discharge.
- Impeller designed for maximum flow and molded to a brass insert for strength.
- Shaft seal is larger than industry standard, helps dissipate heat more efficiently.
- Direct replacement for Vico Ultima, Power Right, and Sta-Rite Dura-Jet Pumps.
- Equipped with a US Motor, a trusted brand for over 100 years.



SINGLE SPEED 3450 RPM

HP	Volts	W/O Strainer	With Strainer
1	115	VKO10SS	VKO10SS-SB
1½	115/230	VKO15SS	VKO15SS-SB
2	230	VKO20SS	VKO20SS-SB
3	230	VKO30SS	VKO30SS-SB

2-SPEED 3450/1725 RPM

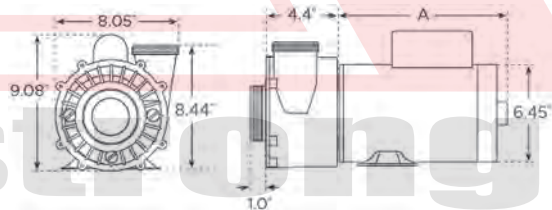
1	115	VKO10TS	VKO10TS-SB
1½	115/230	VKO15TS	VKO15TS-SB
2	230	VKO20TS	VKO20TS-SB
3	230	VKO30TS	VKO30TS-SB

MOTORS

2" AKO INTAKE & DISCHARGE

Same as VKO plus/except:

- Wet end is designed to fit either 48 or 56 frame motors.
- Can be mated to a strainer basket assembly for above pool applications.
- The larger 6.5" diameter wet end allows for higher head pressure.
- Direct bolt in replacement for Waterway Executive Series pumps.



SINGLE SPEED 3450 RPM

HP	Volts	W/O Strainer	With Strainer
2	230	AKO20SS	AKO20SS-SB
3	230	AKO30SS	AKO30SS-SB

2-SPEED 3450/1725 RPM

1	115	AKO10TS	AKO10TS-SB
2	230	AKO20TS	AKO20TS-SB
3	230	AKO30TS	AKO30TS-SB



NEMA-C FLANGE POOL FILTER MOTORS • SINGLE SPEED



- Features: All Copper Windings • Auto Protector • Capacitor Start
- NEMA "56C" Face Mount • Not Reversible • Open Drip Proof
- Rotation (CCWPE) • Sealed Ball Bearings • Sealed Switch Design
- "1081" Design • 50° C Ambient • 60 HZ
- 303 Stainless Shaft (56J & 56C) • 304 Brg. Shaft End

HP	RPM	Volts	Max. Amps	Service Factor	Frame	Part No.	Shaft
1/2	3450	115/230	11.0/5.5	1.6	56J	ST1052	Thd.
3/4	3450	115/230	14.6/7.3	1.5	56C	SK1072	Key
		115/230	15.0/7.5	1.5	56J	ST1072	Thd.
1	3450	115/230	17.0/8.5	1.5	56C	SK1102	Key
		115/230	18.6/9.3	1.5	56J	ST1102	Thd.
1½	3450	115/230	19.4/9.7	1.3	56C	SK1152	Key
		115/208-230	19.6/10.4-9.8	1.5	56J	ST1152	Thd.

SQUARE FLANGE POOL FILTER MOTORS


Used on many Sta-Rite, Red Jacket, Pac Fab, American Products and Sears Jet and Pool Pumps

- Features: All Copper Windings • Auto Protector • Capacitor Start
- High Service Factors • Open Drip Proof
- Rotation (CCW Pump End) • Stainless-Steel - 303 Threaded Shaft
- Sealed Ball Bearings • 50° C Ambient • 60HZ



HP	RPM	Volts	Max. Amps	Service Factor	Frame	Part No.
1/2	3450	115/230	8.2/4.1	1.3	48Y	USQ1052
3/4	3450	115/230	11.8/5.9	1.27	48Y	USQ1072
1	3450	115/230	14.8/7.4	1.25	48Y	USQ1102
1½	3450	115/230	19.2/9.6	1.1	48Y	USQ1152

ABOVE GROUND SWIMMING POOL PUMP MOTORS



- Split Phase & Capacitor Start • Single Phase • Drip proof
- Ball Bearing • Rigid Base

- Features: 12 & 3 O'clock Conduit Entries • 40° C Ambient
- Class B Insulated • CCWPE Rotation • Through Bolt Mount
- 48/56 Base Mounting • 3 1/2" Shaft Height • 48Y Frame
- Four Thru Bolts on a 5.146 Bolt Circle

Applications: Spa, above ground swimming pool and jetted tub pumps.

Century Flex-48 W/Stainless Steel Shaft & Ball Bearings • "1081" • "1795" • "1563" • Rigid Base

HP	RPM	Volts	Amps	Type	Part No.
1/2	3450	115	7.2	Split Phase	BN23V1
3/4	3450	115	9.8	Split Phase	BN24V1
1	3450	115	12.0	Split Phase	BN25V1
2	3450	230/115	10.0/20.0	Split Phase	BN40SS
Two Speed 3450/1750 RPM, Ball Bearing, Rigid Base					
1½	3450/1750	115	11.2/2.9	Cap Start	BN37V1
1½	3450/1750	115	16.4/4.4	Cap Start	BN50V1
2½	3450/1750	230	8.5/2.8	Cap Start/Run	BN61
3½	3450/1750	230	12.0/3.5	Cap Start/Run	BN62
4½	3450/1750	230	12.0/3.5	Cap Start/Run	BN63

ORION AC COOLING FANS

3-3/16" x 3-3/16" x 1" (80 x 80 x 25 mm) • Ball Bearing • with Wire Leads

RPM **CFM** **Volts** **Voltage Range** **Watts** **Max. Static Pressure**

OA825AP11-1WB

3000 25 115 80-130 9 0.21

OA825AP22-1WB

3000 25 230 160-260 9 0.21



3-3/16" x 3-3/16" x 1 1/2" (80 x 80 x 38 mm) • Ball Bearing • w/Wire Leads

RPM **CFM** **Volts** **Voltage Range** **Watts** **Max. Static Pressure**

OA80AP11-1WB

3000 31 115 80-130 12 0.24

OA80AP22-1WB

3000 31 230 160-260 12 0.24



3 5/8" x 3 5/8" x 1" (92 x 92 x 25 mm) • Ball Bearing • with Wire Leads

RPM **CFM** **Volts** **Voltage Range** **Watts** **Max. Static Pressure**

OA92AP11-1WB

3000 35 115 80-130 13 0.20

OA92AP22-1WB

3000 32 230 160-260 13 0.20



3 5/8" x 3 5/8" x 1 1/2" (92 x 92 x 38 mm) • Ball Bearing

OA938AP11-1WB

with Wire Leads

OA938AP11-1TB

with terminals

RPM **CFM** **Volts** **Voltage Range** **Watts** **Max. Static Pressure**

3100 50 115 80-130 13 0.22

OA938AP22-1WB

with Wire Leads

OA938AP22-1TB

with terminals

3100 50 230 160-260 13 0.22



4 3/4" x 4 3/4" x 1 1/2" (120 x 120 x 38 mm) • Ball Bearing

OA109AP11-1WB

with Wire Leads

OA109AP11-1TB

with terminals

RPM **CFM** **Volts** **Voltage Range** **Watts** **Max. Static Pressure**

3000 110 115 80-130 15 0.28

OA109AP22-1WB

with Wire Leads

OA109AP22-1TB

with terminals

3000 110 230 160-260 15 0.28



5" x 5" x 1 1/2" (127 x 127 x 38 mm) • Ball Bearing • with Terminals

RPM **CFM** **Volts** **Voltage Range** **Watts** **Max. Static Pressure**

OA119AP11-1TB

3000 130 115 80-130 12 0.24

OA119AP22-1TB

3000 130 230 160-260 12 0.24



MOTORS

ORION AC COOLING FANS

6 $\frac{3}{4}$ " x 6 $\frac{3}{4}$ " x 2" (172 x 172 x 51 mm) • Ball Bearing



OA172SAP11-1WB

with Wire Leads

OA172SAP11-1TB

with terminals

<u>RPM</u>	<u>CFM</u>	<u>Volts</u>	<u>Voltage Range</u>	<u>Watts</u>	<u>Max. Static Pressure</u>
3400	228	115	80-130	28	0.87

OA172SAP22-1WB

with Wire Leads

OA172SAP22-1TB

with terminals

3400	228	230	160-260	26	0.87
------	-----	-----	---------	----	------

ORION DC COOLING FANS



OD9225-12HB

3 $\frac{5}{8}$ " x 3 $\frac{5}{8}$ " x 1" (92 x 92 x 25 mm) • Ball Bearing • 12 volt DC
with Wire Leads

<u>RPM</u>	<u>CFM</u>	<u>Volts</u>	<u>Voltage Range</u>	<u>Amp</u>	<u>Max. Static Pressure</u>
2800	50	12dc	7-17	0.29	0.24



4 $\frac{3}{4}$ " x 4 $\frac{3}{4}$ " x 1 $\frac{1}{2}$ " (120 x 120 x 38 mm) • Ball Bearing • with Wire Leads

<u>RPM</u>	<u>CFM</u>	<u>Volts</u>	<u>Voltage Range</u>	<u>Amp</u>	<u>Max. Static Pressure</u>
3100	108	12dc	8-14	0.50	0.28

OD1238-12HB

3100 108 12dc 8-14 0.50 0.28

OD1238-24HB

3000 108 24dc 10-29 0.26 0.28

FAN CORDS

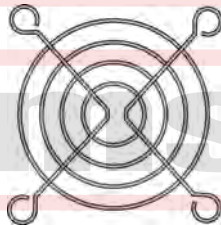


<u>Part No.</u>	<u>Lead Length</u>	<u>Connector Angle</u>
C45-24	24"	45 Degree
C45-48P	48"	45 Degree NEMA -15P

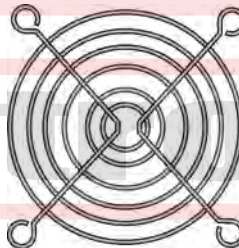
WIRE FORM FINGER GUARDS



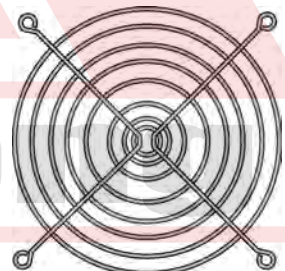
G40-2



G60-4



G92-16



G109-15A

<u>Part No.</u>	<u>Number of Rings</u>	<u>Dimensions</u>
G40-2	2	1-3/16 (40 mm)
G60-4	4	2 $\frac{3}{8}$ " (60 mm)
G80-18	5	3-9/16 (80 mm)
G92-16	6	3 $\frac{5}{8}$ " (92 mm)
G109-15A	8	4 $\frac{3}{4}$ " (120 mm)

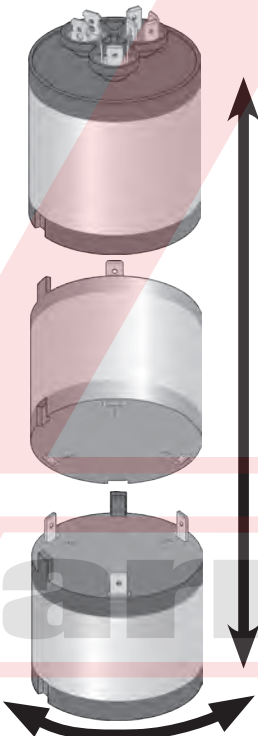
SIGMA CAPACITORS Made in USA

ALWAYS HAVE THE RIGHT CAPACITOR TO FINISH THE JOB THE FIRST TIME!



Parts
Connect®

- Replaces hundreds of different capacitor sizes both singles and duals. • All units dual rated for 370/440 VAC.
- Simple to use. • Reduces truck stock.
- Finish the service job in just one trip. You always have the right size capacitor! • Sigma Cap holds a US Patent. #10,199,755 B2
- Each pod can be used as a stand alone unit or stacked to get the MFD value needed. • Made in the USA with global materials
- Saves time and trips to the parts house.
- Permanent fix. No reason to return to the job!
- Individual pods available so you can adjust stock for your most common builds.
- Rotate & stack the pods to add capacitance on the correct side to build the dual capacitor needed.
- Starter Kits supplied in a reusable clear container.



Rotate and stack the pods to add capacitance on the correct side to build the dual capacitor needed

Add up the numbers down each side to confirm the MFD rating!



SCKIT
Starter Kit

Part No.	Kit Qty	Value	Body Height	Term Height	Total Height	Dia.
SC255	2	25/5 μ F	2.63"	0.531"	3.161"	2.5"
SC3	1	2.5 μ F	1.938"	0.289"	2.227"	2.5"
SC5	2	5 μ F	1.938"	0.289"	2.227"	2.5"
SC10	1	10 μ F	1.938"	0.289"	2.227"	2.5"
SC15	2	15 μ F	2.1"	0.289"	2.389"	2.5"
SC20	2	20 μ F	2.1"	0.289"	2.389"	2.5"
SC30	1	30 μ F	2.1"	0.289"	2.389"	2.5"
SCEC	2			ENDCAP		2.5"

MOTORS

Parts Connect CAPACITORS Made in USA

OVAL RUN CAPACITORS

370 VOLT

Part No	Mfd
PCO2-370A	2µF
PCO3-370A	3µF
PCO4-370A	4µF
PCO5-370A	5µF
PCO6-370A	6µF
PCO7.5-370A	7.5µF
PCO10-370A	10µF
PCO12.5-370A	12.5µF
PCO15-370A	15µF
PCO17.5-370A	17.5µF
PCO20-370A	20µF
PCO25-370A	25µF
PCO30-370A	30µF
PCO35-370A	35µF
PCO40-370A	40µF
PCO45-370A	45µF
PCO50-370A	50µF
PCO55-370A	55µF
PCO60-370A	60µF
PCO70-370A	70µF
PCO80-370A	80µF

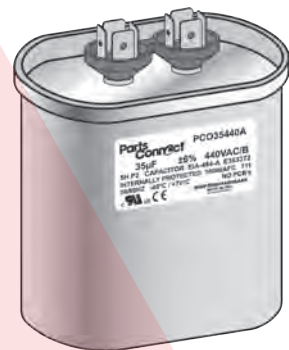
440 VOLT

Part No	Mfd
PCO2-440A	2µF
PCO2.5-440A	2.5µF
PCO3-440A	3µF
PCO4-440A	4µF
PCO5-440A	5µF
PCO6-440A	6µF
PCO7.5-440A	7.5µF
PCO10-440A	10µF
PCO12.5-440A	12.5µF
PCO15-440A	15µF
PCO17.5-440A	17.5µF
PCO20-440A	20µF
PCO25-440A	25µF
PCO30-440A	30µF
PCO35-440A	35µF
PCO40-440A	40µF
PCO45-440A	45µF
PCO50-440A	50µF
PCO55-440A	55µF
PCO60-440A	60µF
PCO70-440A	70µF
PCO80-440A	80µF

Parts Connect®

Features:

- UL listed and CUL approved
- Individually boxed
- Metal Cases
- Metalized film
- Oil Filled
- Non PCB oil
- Insulated terminals
- Hertz: 50/60



440 VOLT DUAL ROUND RUN CAPACITORS

Part No	Mfd
PCRD105-440A	10+5
PCRD205-440A	20 +5
PCRD2015-440A	20 +15
PCRD255-440A	25 +5
PCRD257.5-440A	25 +7.5
PCRD2510-440A	25 +10
PCRD2515-440A	25 +15
PCRD303-440A	30 +3
PCRD304-440A	30 +4
PCRD305-440A	30 +5
PCRD353-440A	35 +3
PCRD354-440A	35 +4
PCRD355-440A	35 +5
PCRD356-440A	35 +6
PCRD357.5-440A	35 +7.5
PCRD403-440A	40 +3
PCRD404-440A	40 +4
PCRD405-440A	40 +5
PCRD406-440A	40 +6

Part No	Mfd
PCRD407.5-440A	40 +7.5
PCRD453-440A	45 +3
PCRD455-440A	45 +5
PCRD456-440A	45 +6
PCRD457.5-440A	45 +7.5
PCRD505-440A	50 +5
PCRD507.5-440A	50 +7.5
PCRD555-440A	55 +5
PCRD557.5-440A	55 +7.5
PCRD605-440A	60 +5
PCRD607.5-440A	60 +7.5
PCRD6010-440A	60 +10
PCRD6012.5-440	60 +12.5
PCRD705-440A	70 +5
PCRD707.5-440A	70 +7.5
PCRD7010-440A	70 +10
PCRD805-440A	80 +5
PCRD807.5-440A	80 +7.5
PCRD8010-440A	80 +10

Parts Connect®
Made in U.S.A.



Round Run Capacitors Also Available 370 VAC & 440 VAC

CAPACITORS Made in USA

370 VOLT DUAL ROUND RUN CAPACITORS



Parts Connect

**Round
Run Capacitors
Available
370 VAC & 440 VAC**



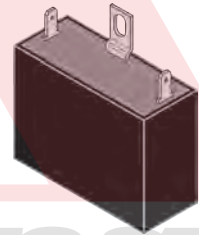
Part No.	Mfd	Part No.	Mfd
PCRD253-370A	25 + 3	PCRD453-370A	45 + 3
PCRD254-370A	25 + 4	PCRD455-370A	45 + 5
PCRD255-370A	25 + 5	PCRD457.5-370A	45 +7.5
PCRD303-370A	30 + 3	PCRD4510-370A	45 + 10
PCRD304-370A	30 + 4	PCRD503-370A	50 + 3
PCRD305-370A	30 + 5	PCRD505-370A	50 + 5
PCRD307.5-370A	30 +7.5	PCRD507.5-370A	50 +7.5
PCRD3010-370A	30 + 10	PCRD5010-370A	50 + 10
PCRD353-370A	35 + 3	PCRD555-370A	55 + 5
PCRD354-370A	35 + 4	PCRD557.5-370A	55 +7.5
PCRD355-370A	35 + 5	PCRD5510-370A	55 + 10
PCRD357.5-370A	35 +7.5	PCRD605-370A	60 + 5
PCRD3510-370A	35 + 10	PCRD607.5-370A	60 +7.5
PCRD403-370A	40 + 3	PCRD6010-370A	60 + 10
PCRD404-370A	40 + 4	PCRD805-370A	80 + 5
PCRD405-370A	40 + 5	PCRD807.5-370A	80 +7.5
PCRD407.5-370A	40 +7.5	PCRD8010-370A	80 + 10
PCRD4010-370A	40 + 10	PCRD8012.5-370A	80 +12.5

440 VOLT ROUND RUN CAPACITORS

440 VOLT		440 VOLT	
Part No	Mfd	Part No	Mfd
PCR3-440A	3µF	PCR15-440A	15µF
PCR5-440A	5µF	PCR17.5-440A	17.5µF
PCR7.5-440A	7.5µF	PCR20-440A	20µF
PCR10-440A	10µF	PCR25-440A	25µF
PCR12.5-440A	12.5µF	PCR35-440A	35µF

RECTANGULAR DRY AC MOTOR RUN CAPACITORS

- Commonly used on motors in fans, pumps and blowers
- Constructed with Self-Healing Dielectric Metalized Polypropylene Film
- 1/4 inch blade quick connect terminals; Metal tab mounting bracket
- Operating temperature range: -40°C to 85°C (-40°F to 185°F)
- Protected 10,000 AFC • Available in 370 & 440 Volt • 50/60 Hertz
- Plastic ABS case • UL recognized • RoHS compliant



Part No	µF	VAC	Height	Length	Width	Wt. (Lb.)
PDC2	2	370	1.80"	0.79"	1.50"	0.05
PDC3	3	370	1.80"	0.79"	1.50"	0.06
PDC4	4	370	2.00"	0.94"	2.00"	0.06
PDC5	5	370	2.00"	0.94"	2.00"	0.06
PDC75	7.5	370	2.20"	1.10"	1.92"	0.09
PDCF2	2	440	1.80"	0.79"	1.50"	0.05
PDCF3	3	440	1.80"	0.79"	1.50"	0.06
PDCF4	4	440	2.00"	0.94"	2.00"	0.06
PDCF5	5	440	2.00"	0.94"	2.00"	0.06
PDCF75	7.5	440	2.20"	1.10"	1.92"	0.09

SOLID STATE, DIGITAL LED DISPLAY, BATTERY OPERATED CAPACITOR TESTER

MFD10

- **Pocket Size**
2 5/8" x 1 3/8" x 4 1/4"
- Gives the MFD value on start & run capacitors from 1 to 10,000 MFD.



CAPACITORS

125 VAC

Part No.	MFD (µf)
BC21-125	21-25
BC25-125	25-30
BC30-125	30-36
BC36-125	36-43
BC43-125	43-53
BC47-125	47-56
BC56-125	56-75
BC64-125	64-77
BC72-125	72-88
BC88-125	88-108
BC108-125	108-130
BC124-125	124-149
BC130-125	130-156
BC145-125	145-175
BC161-125	161-193
BC189-125	189-227
BC200-125	200-240
BC216-125	216-259
BC233-125	233-292
BC243-125	243-292
BC270-125	270-324
BC295-125	295-354
BC300-125	300-360
BC324-125	324-388
BC340-125	340-408
BC378-125	378-440
BC400-125	400-480
BC430-125	430-516
BC460-125	460-552
BC540-125	540-648
BC590-125	590-708
BC708-125	708-850
BC829-125	829-995
BC1000-125	1000-1200

ROUND START CAPACITORS

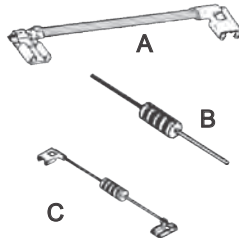


250 VAC

Part No.	MFD (µf)
BC21-250	21-25
BC25-250	25-30
BC30-250	30-36
BC36-250	36-43
BC43-250	43-53
BC47-250	47-56
BC56-250	56-72
BC64-250	64-77
BC72-250	72-88
BC88-250	88-108
BC108-250	108-130
BC124-250	124-149
BC130-250	130-156
BC145-250	145-175
BC161-250	161-193
BC189-250	189-227
BC216-250	216-259
BC233-250	233-292
BC243-250	243-292
BC270-250	270-324
BC284-250	284-333
BC340-250	340-408
BC400-250	400-480
BC430-250	430-516

330 VAC

Part No.	MFD (µf)
BC21-330	21-25
BC25-330	25-30
BC30-330	30-36
BC36-330	36-43
BC43-330	43-53
BC47-330	47-56
BC56-330	56-72
BC64-330	64-77
BC72-330	72-88
BC88-330	88-108
BC108-330	108-130
BC124-330	124-149
BC130-330	130-156
BC135-330	135-155
BC145-330	145-175
BC161-330	161-193
BC189-330	189-227
BC216-330	216-259
BC270-330	270-324
BC300-330	300-360



- A **A63004** 4" Jumper 10 pack
- A **A63006** 6" Jumper 10 pack
- B **A63105** 15000Ω 2 Watt Resistor 10 pk
- C **A63106** 15000Ω 2 Watt Resistor w/1/4" Female terminals 10 pk

CAPACITOR MTG. KIT



8725-6001
(kit6001)

Parts Connect®

Dual MFD Oval Capacitors in Stock
<http://parts-connect.com/PCProducts/Capacitors/OVALDUAL/>



OEM QUALITY OVAL RUN CAPACITORS

370 VAC

Part No.	MFD (µf)	Part No.	MFD (µf)
O2-370	2	O20-370	20
O3-370	3	O25-370	25
O4-370	4	O30-370	30
O5-370	5	O35-370	35
O5-370WS	5	O40-370	40
O6-370	6	O45-370	45
O7.5-370	7.5	O50-370	50
O10-370	10	O55-370	55
O12.5-370	12.5	O60-370	60
O15-370	15	O70-370	70
O17.5-370	17.5	O80-370	80

440 VAC

Part No.	MFD (µf)	Part No.	MFD (µf)
O2-440	2	O20-440	20
O2.5-440	2.5	O25-440	25
O3-440	3	O30-440	30
O4-440	4	O35-440	35
O5-440	5	O40-440	40
O6-440	6	O45-440	45
O7.5-440	7.5	O50-440	50
O10-440	10	O55-440	55
O12.5-440	12.5	O60-440	60
O15-440	15	O70-440	70
O17.5-440	17.5	O80-440	80

ROUND RUN CAPACITORS

Capacitors are hermetically sealed for long life. The 370V capacitors replace the following voltages in MFD equivalent ratings: 236V, 250V, 285V, 330V & 350V. The 440V line will replace the 460V capacitors as all Capacitors can withstand over voltages of up to 10% of rating.



370 VOLT - ROUND

Part No.	MFD	Part No.	MFD
R5-370	5	R35-370	35
R7.5-370	7.5	R40-370	40
R10-370	10	R45-370	45
R12.5-370	12.5	R50-370	50
R15-370	15	R55-370	55
R17.5-370	17.5	R60-370	60
R20-370	20	R70-370	70
R25-370	25	R80-370	80
R30-370	30	R100-370	100



440 VOLT - ROUND

Part No.	MFD	Part No.	MFD
R5-440	5	R35-440	35
R7.5-440	7.5	R40-440	40
R10-440	10	R45-440	45
R12.5-440	12.5	R50-440	50
R15-440	15	R55-440	55
R17.5-440	17.5	R60-440	60
R20-440	20	R70-440	70
R25-440	25	R80-440	80
R30-440	30	R90-440	90

DUAL MFD 370 VOLT

Part No.	MFD
RD1010-370	10+10
RD154-370	15+4
RD155-370	15+5
RD205-370	20+5
RD253-370	25+3
RD255-370	25+5
RD2575-370	25+7.5
RD303-370	30+3
RD304-370	30+4
RD305-370	30+5
RD3075-370	30+7.5
RD3010-370	30+10
RD353-370	35+3
RD354-370	35+4
RD355-370	35+5
RD3575-370	35+7.5
RD3510-370	35+10
RD403-370	40+3
RD404-370	40+4
RD405-370	40+5
RD4075-370	40+7.5
RD4010-370	40+10
RD453-370	45+3
RD455-370	45+5
RD4575-370	45+7.5
RD4510-370	45+10
RD503-370	50+3
RD505-370	50+5
RD5075-370	50+7.5
RD5010-370	50+10
RD555-370	55+5
RD5575-370	55+7.5
RD5510-370	55+10
RD605-370	60+5
RD6075-370	60+7.5
RD6010-370	60+10
RD705-370	70+5
RD7075-370	70+7.5

ROUND

Part No.	MFD
RD7010-370	70+10
RD805-370	80+5
RD8075-370	80+7.5
RD8010-370	80+10
RD80125-370	80+12.5

OEM QUALITY
ROUND CAPACITORS



DUAL MFD 440 VOLT

Part No.	MFD
RD105-440	10+5
RD205-440	20+5
RD2015-440	20+15
RD253-440	25+3
RD255-440	25+5
RD2575-440	25+7.5
RD2510-440	25+10
RD2515-440	25+15
RD303-440	30+3
RD304-440	30+4
RD305-440	30+5
RD3075-440	30+7.5
RD353-440	35+3
RD354-440	35+4
RD355-440	35+5
RD356-440	35+6
RD3575-440	35+7.5
RD3510-440	35+10
RD403-440	40+3
RD404-440	40+4
RD405-440	40+5
RD406-440	40+6
RD4075-440	40+7.5

Part No.	MFD
RD4010-440	40+10
RD453-440	45+3
RD455-440	45+5
RD456-440	45+6
RD4575-440	45+7.5
RD4510-440	45+10
RD505-440	50+5
RD5075-440	50+7.5
RD5010-440	50+10
RD555-440	55+5
RD5575-440	55+7.5
RD5510-440	55+10
RD603-440	60+3
RD605-440	60+5
RD6075-440	60+7.5
RD6010-440	60+10
RD60125-440	60+12.5
RD705-440	70+5
RD7075-440	70+7.5
RD7010-440	70+10
RD805-440	80+5
RD8075-440	80+7.5
RD8010-440	80+10

MULTI-RATED RUN CAPACITOR

Each Model is able to replace 6 single value or 6 dual value capacitors. Jumpers & simple instructions included.
Rated voltage: 440/370



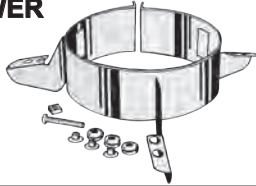
Part No	µF Combination	Height
TFX17.5	2.5 / 5 / 10	5.25"
TFX45	5 / 10 / 30	6.25"
TFX50	5 / 10 / 35	6.75"
TFX60	5 / 25 / 30	7.25"
TFX65	5 / 10 / 50	8.25"
TFX85	5 / 10 / 70	8.25"

MOTOR ACCESSORIES

DIRECT DRIVE BLOWER MOUNTING KIT

For 5½" & 5" motors.
Grommets & eyelets included.

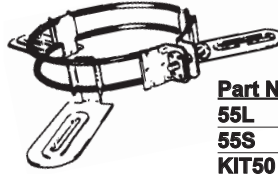
FM50 5.0 Dia.
MB55 5.5 Dia.



HEAVY DUTY MOTOR STRAPS

Double wire type

Part No.	Dia.	Lug Size
55L	5.5"	Large
55S	5.5"	Small
KIT50	5.0"	Long
KIT34	3.3"	Long



FLEX MOUNT BRACKET - ADJUSTABLE DIAMETER

Plastic Insert allows you to adjust for 5" or 5.5" diameter

TFM556

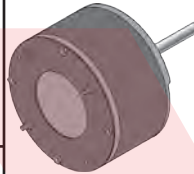


BRACKET TO ADAPT 48 FRAME MOTORS

Bracket to Adapt 48 Frame Motors to Trane Cap-Can Motor Mounting.

- Includes Bracket and 8 bolts
- Motor Not Included

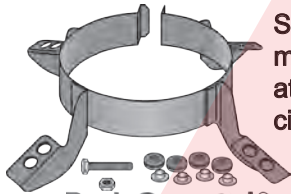
TR001



4 ARM FLEXIBLE MOUNTING BRACKET

Similar to MB55. Has 4 mounting legs spaced at 90°. For 9" & 10" bolt circles 5.5" dia motors.

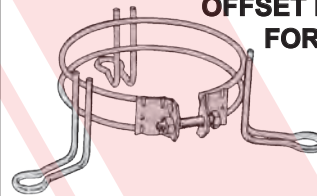
MB554 (FM554)



OFFSET MOUNTING BANDS FOR 5½" MOTORS

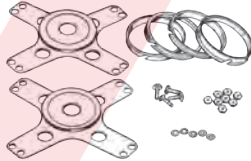
Supplied with rubber grommets.

MTG45ADJ (60048)




HEX HUB BRACKETS FOR RESILIENT MOUNTING FOR 5½" DIAMETER MOTORS

KIT200



FOR 3½" DIAMETER MOTORS

H33



Mount Bracket Kit, 4 grommets to fit lugs on Kits 34, 49, 50, 55L, 55S

KIT150

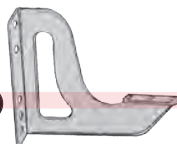


DIRECT REPLACEMENT FLEX BRACKET FOR RHEEM

REPLACES RHEEM NOs. AE61698-01 & AE61698-02

(Screw Kit 63-22338-83 Included)

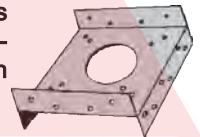
4 Brackets & 8 Screws/Kit A61698K



RHEEM/RUUD MOUNTING KIT

Comes complete with screws, nuts and instructions. Easily mounts a Rheem/Ruud condenser motor where the original was held in place by four cables.

RMP13



RAIN SHIELD

6⅞" Diameter Plastic Guard Slides on 1/2 or 5/8 Shaft for Water Protection.

Part No.

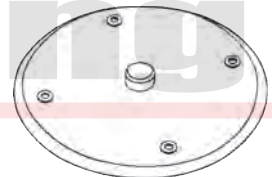

RB8

RB2

Shaft

1/2"

5/8"



MULTIFIT® ADAPTER PLATE

Multifit Adapter Plate Adapts to 48-Frame 5.15 BC or 42-Frame 4.42 BC Motor. Includes plugs, nuts, screws & instructions

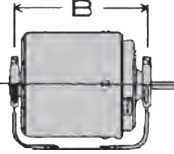
2118

MOTOR ACCESSORIES



RESILIENT MOTOR BASES

Specify shaft height 3.00" or 3 1/2" and motor model.



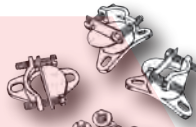
Cradle Base "B" Dimension	3 1/2" Base No.	3" Base No.
3.54	35-354	30-354
3.86	35-386	30-386
4.08	35-408	30-408
4.17	35-417	--
4.35	35-435	30-435
4.61	35-461	30-461
4.79	35-479	30-479
4.92	35-492	30-492
5.17	35-517	30-517
5.42	35-542	30-542
5.58	35-558	30-558
5.95	35-595	30-595
7.05	35-705	30-705

CAPACITOR BRACKETS (FOR MOTOR START CAPACITORS)

Part No.	Capacitor Length
A76503	2 3/4"
A76502	3 3/8"
A76501	4 3/8"



CONDUIT BOXES



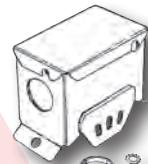
KIT102

3/8" Conduit Connector
Allen Stevens type,
complete with mounting
screws.
Packed 3 per kit.



KIT100

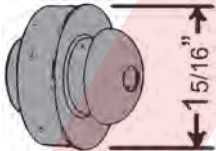
For 5/16" and 3/8"
GREENFIELD
(Flexible Conduit)



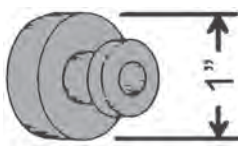
KIT144

Tie-rod mountable con-
duit box for 4.4", 5.0"
and 5.6" dia. motors

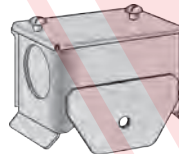
MOUNTING GROMMETS



8684-6008 For 3/4" slot



8684-6000 For 1/2" slot



KIT142

Black, for 3.3" dia. motors

RUBBER MOUNTING STUD



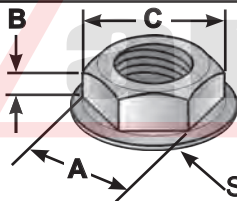
Thread	Part No.
8 - 32	KIT208
1/4 - 20	MTG7805
5/16 - 18	MTG7804



KIT832
8-32 Nuts,
32 Pieces



KIT1032
10-32 Nuts,
32 Pieces



NUT KITS

New kits with nuts that are larger in diameter and provide a more robust mounting face. 32/PK

Part No.	Thread	"A"	"B"	"C"
KIT415	8-32	.344"	.203"	.469"
KIT416	10-32	.375"	.219"	.500"

SHAFT ADAPTER BUSHINGS

Will increase shaft diameter.



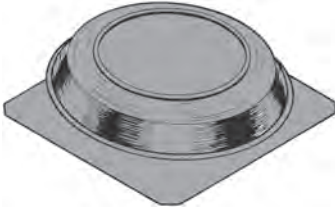
Part No.	Ref.	I.D.	O.D.	Quantity
0006-3273	KIT240	1/4"	5/16"	Bulk
0006-3314	KIT244	5/16"	3/8"	Bulk
0006-3274	KIT242	3/8"	1/2"	Bulk
8539-6005	KIT246	1/2"	5/8"	Bulk

MOTORS

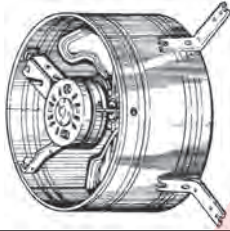
POWER VENTILATION

POWER ATTIC VENTILATORS

High-Quality, roof mounted PVC dome, powered ventilators now in shingle matching colors (Black & Brown)



Brown	Black		
Part No.	Part No	CFM	Attic Size
350BR	350BK	1050	1500 sq. ft
355BR	355BK	1200	1715 sq. ft
356BR	356BK	1600	2145 sq. ft



Broan Roof - Mounted Powered Ventilators

SOLAR POWERED ALSO AVAILABLE !

GABLE MOUNTED MODEL

353

Capacity 1140 CFM for average/medium - sized attics up to 1630 sq. ft.

Dimensions:
Outside: 19¼"
Inside: 16¼"
Depth: 2¾"

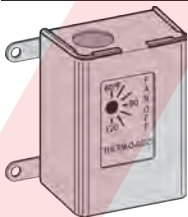


Model 433 AUTOMATIC SHUTTER for Gable Mount Attic Ventilators

- Counter-balanced aluminum vanes - open & close as fan starts & stops.
- Better air flow than stationary louvers
- Extruded aluminum construction
- Fits flush with outside wall

433

ATTIC FAN CONTROL WITH THERMAL LIMITER



Automatic fan operation.


Range 60 to 120°F Thermal limiter opens at 183°F (84°C)

Differential Fixed 10°F. motor rating is 9.0 A LRA @ 120 VAC.

Snap-Action switch Close on Rise

775-1


MULTI-PURPOSE AIR PRESSURE SWITCH



RH3

- Responds to positive, negative, or differential air pressure.
- New design eliminates "Fluttering" or malfunction due to shock or vibration normally encountered with "Sail Switches".
- Field adjustable pressure set points from .07" WC to 12.0" WC.
- Furnished with one 6" piece 1/4" O.D. flexible tubing, nuts, and ferrules.
- Can be mounted in any position except upside down.
- Used to detect air flow changes in heater flues, heat pump coils, air cleaners, strip heat, etc.

SAIL SWITCH



SJMP01024C

PITOT TUBE



A Pitot Tube is a measuring device used to measure the flow of a liquid or a gas.

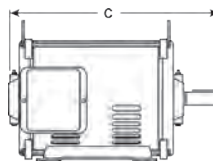
1729 PITOT TUBE

SPECIALTY MOTORS

AIR COMPRESSOR MOTORS

Rigid Base – 3600 & 1800 RPM
– 1/2 thru 6 HP Single Phase

- Ball Bearings • 60 Hz • Class B or F Insulation
• 40°C Ambient
- Continuous Duty • Rigid Base • Open Construction
- Manual Overload Protector • Insulation Class B



HP	RPM	Volts	Amps	Service Factor	Frame	Part No.	Rotation	"C" Dim
3/4	3600	115/230	12.5/6.75	1.00	56	CP1072L	REV	10.6
1	3600	115/230	12.0/6.0	1.00	56	CP1102L	REV	11.4
1½	3600	115/230	12.5/6.3	1.00	56	CP1152L	REV	11.9
2	3600	115/230	22.2/11.1	1.00	56	CP1202L	REV	12.7
3	3600	208/230	13.1/12.3	1.00	56	CP1302L	REV	12.7
5	3600	230	19.7	1.00	56HZ	CP1502L	REV	14.1
5	3600	230	22.0	1.00	56HZ	B813	CWLE	14.1
SPL	3450	230	15.0	1.00	56H	CP1502LV1	REV	12.8

WATER HEATER DRAFT INDUCERS

This line of draft inducers is specifically designed to replace OEM draft inducers in water heating appliances. And as with every draft inducer we sell, all are thermally protected, UL recognized and CSA certified. **1-Speed • 115V • Shaded Pole**

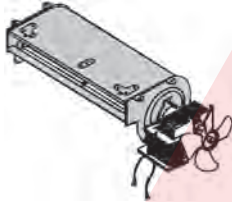


Part No.	OEM	Fasco No.	OEM Part No. or Unit #	HP	RPM	AMP	Rot.	Bearing	Encl.
W3	Bradford White	7021-12180	239-39785-00	1/17	3000	1.8	CCW	Ball	Open
W4	A.O. Smith	7021-10910	183381-000	1/20	3400	1.8	CCW	Sleeve	Open
W7	GSW	7021-8347	63217	1/25	3200	1.3	CW	Sleeve	OFC
W8	GSW	7021-9756	63172	1/25	3200	1.3	CW	Sleeve	OFC
W10	State Ind.	7021-11086	0012400540	1/20	3400	1.8	CCW	Sleeve	OFC
W11	Bradford White	7021-12654	265-45584-00	1/12	3000	3.1	CW	Ball	

DIRECT REPLACEMENT UNIT FOR TRAUlsen

Complete with 300mm tangential blower. Ball Bearing Motor in place and cooling fan included. Replaces Traulsen SER-33437-02, 338-33428-00

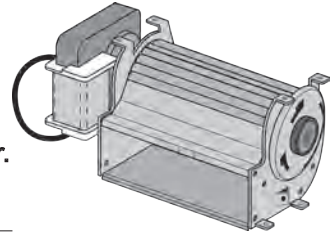
1450



CROSSFLOW BLOWERS

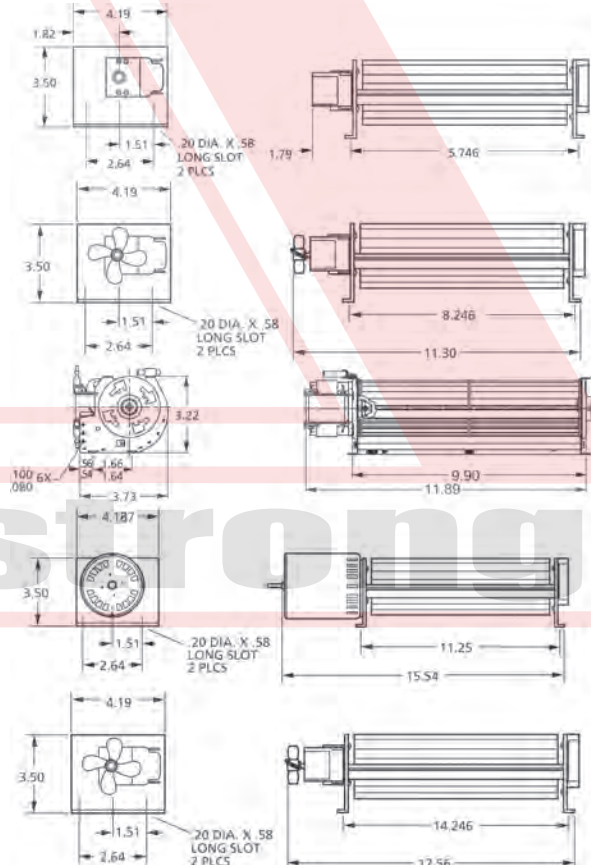
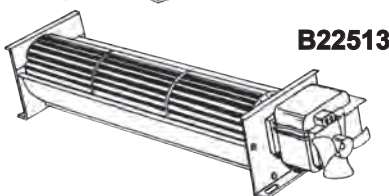


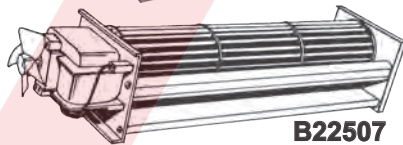
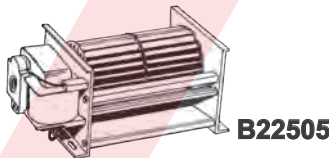
Blower wheels are 2 $\frac{3}{8}$ " diameter.

Part No.	Length	CFM
PCI-1401	120mm (4.72")	66
PCI-1402	180mm (7.00")	98
PCI-1403	240mm (9.50")	133
PCI-1404	300mm (11.72")	165
1405	360mm (14.17")	198

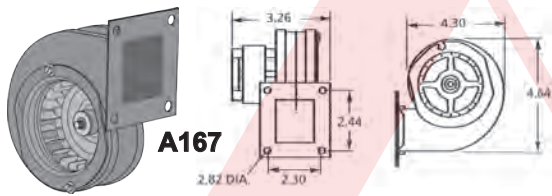


PartsConnect

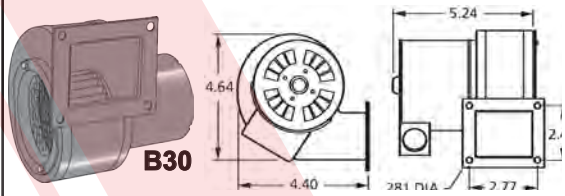
CFM @ Static Pressure in./water				Nameplate	RPM @	Amps @	115V-1Sp
0.1	0.2	0.3	0.4	CFM	Free Air	Free Air	Part No.
57	22	-	-	80	3200	0.55	B22505
90	40	-	-	115	3100	0.85	B22507
100	60	5	-	105	1500	0.7	B22508
125	83	-	-	153	3100	1	B22510
196	70	-	-	215	2780	1.3	B22513



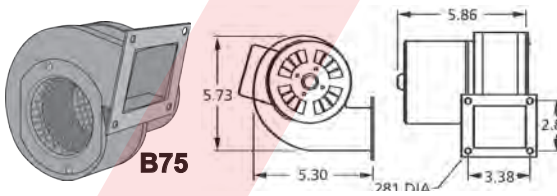
Part No	CFM	Volts	Freq.	Speeds	RPM@ Free Air	Amps@ Free Air	Bearing
PCI-A167	30	115	60	1	2900	0.4	Sleeve
PCI-B30	45	115	60	1	3200	0.59	Sleeve
PCI-B75	75	115	60	1	3200	0.59	Sleeve
PCI-B47120	180	115	60	3	1360 830	1.95	Sleeve
PCI-B45227	265	115	60	1	1650	1.86	Sleeve
B45227-2	265	230	50/60	1	1650	0.93	Sleeve
PCI-A1200	1200	115	60	2	1500	6.8	Sleeve
		230			1400	3.4	



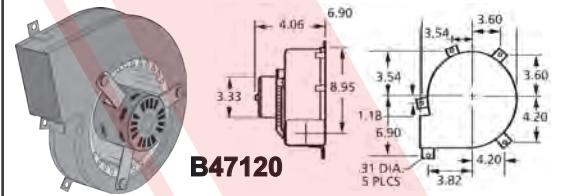
A167



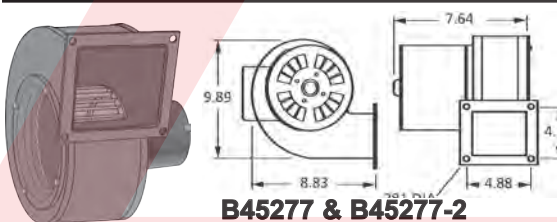
B30



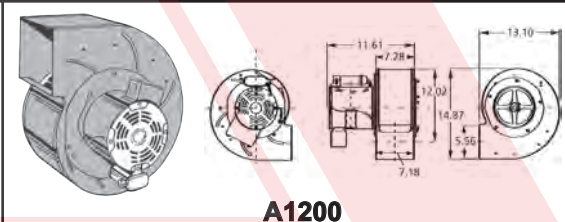
B75



B47120



B45277 & B45277-2

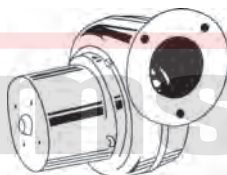


A1200

FIRE PLACE BLOWER

Only 4" x 4" overall.
115V, 3000 RPM, 15 CFM

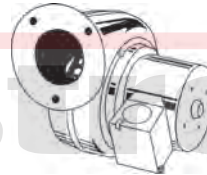
50745D500



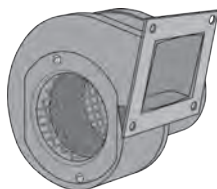
CENTRIFUGAL BLOWER

Only 6½" x 6½" overall.
115V, 3000 RPM, 60 CFM

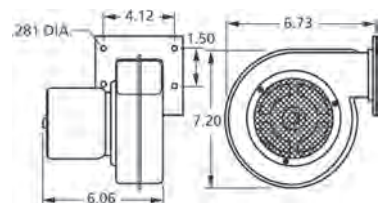
50747D500



A.O. SMITH REF NO. 9461

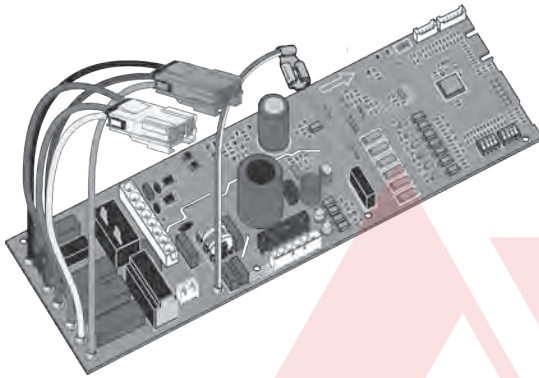


CENTRIFUGAL BLOWER
2860 RPM Shaded Pole Blower
1/30 hp, 1.1 amps, 115 Volts 60/50hz.
CFM 135, Outlet ID: 2.5" x 2.5"
Rotation CWSE Sleeve Bearings
50752D500



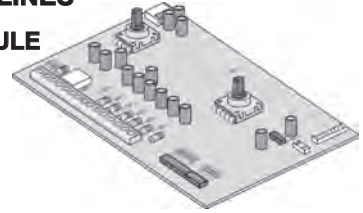
GE ZONELINE PARTS

SOLID STATE CONTROLS FOR LATE ZONELINES

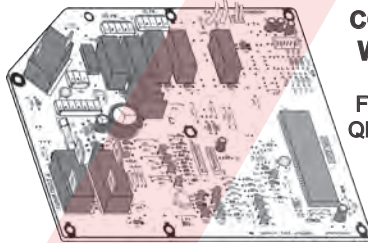
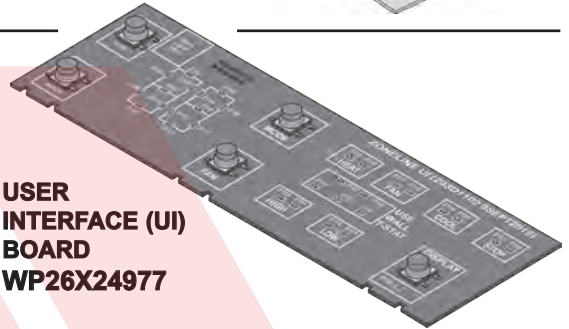


**MAIN CONTROL BOARD
WP26X22240**

**CONTROL MODULE
WP26X10016**


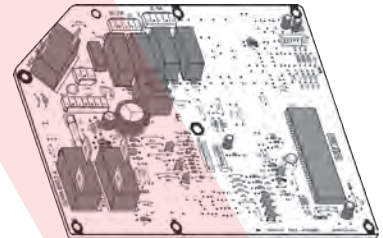


**USER
INTERFACE (UI)
BOARD
WP26X24977**



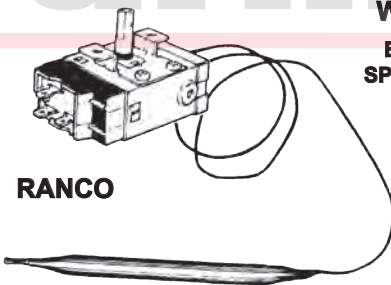
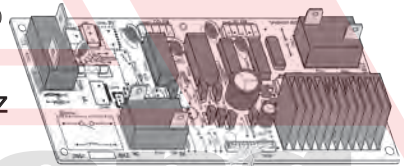
**CONTROL UNIT
WP26X10004
SU2AV-0
FSGY-A136JBKO
QPWBFB135JBEO**

**CONTROL UNIT
WP26X10008
SU2AV-0
FSGY-A139JBKO
QPWBFB141JBEO**



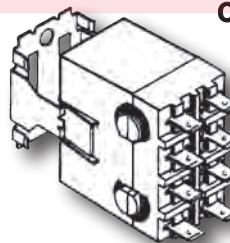
**MAIN POWER
BOARD
WP26X10026
DSGY JBKZ
QPWBFB586JBZZ**

**DRIVE BOARD
PWB-K
WP26X10027
QPWBFB587JBZZ**



RANCO

**WP28X30
E21 TYPE-
SPDT SWITCH**



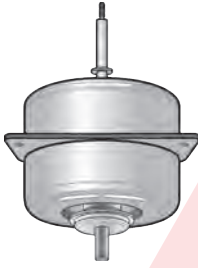
**22 AMP (2 HP)
COMPRESSOR RELAY
COIL 208-230 VOLTS**

WP24X19

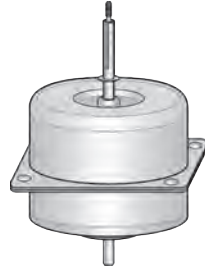
**INCLUDES
BRACKET FOR
1 1/2" O.C. MOUNT**

GE ZONELINE PARTS

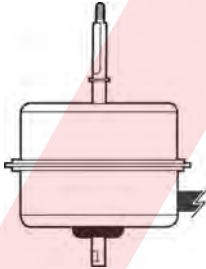
WP94X10024
 0.037HP
 230V 60HZ
 Fuji Electric



WP94X10078
 INDOOR
 MOTOR



WP94X10110
 MOTOR



WP94X10231
 MOTOR




BLACK FOAM FILTER
 HAS
 PLASTIC FRAME
 AND CENTER
 MAGNET FOR STABILITY



WP85X2

PACKAGE OF 35
WP85X3

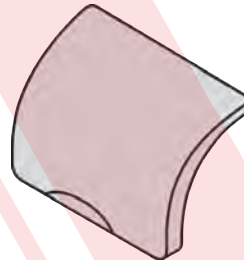
PANEL FILTERS



Black Plastic Frame
 with Thin Plastic Screen

9" x 30"
WP85X8


CONTROL COVER



WP71X10004

OEM
 HVAC

PANEL FILTERS



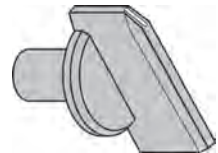
LEFT FILTER
WP85X10001



RIGHT FILTER
WP85X10002

STEM KNOBS POINTER AT FLAT
BROWN PLASTIC WITH RED POINTER

WP12X9
 for .24" Shaft





COLEMAN • EVCON • YORK

AIR PRO, FRAZIER JOHNSON, LUXAIRE

MOTORS & BLOWERS

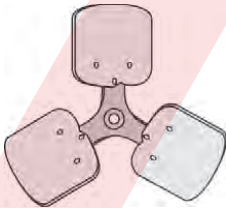


<u>Part No.</u>	<u>Description</u>	<u>Pic.</u>
7990-314P	Motor	A
7990-317P/A	Motor w/Centrifugal Switch	C
7990-6451	Vent Blower Assem w/7990-317P/A	D
7990-6501	Booster Assembly w/7990-314P	B
37319801821	Inducer Motor Assembly	E

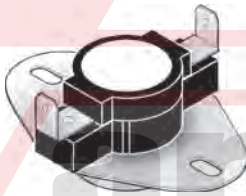


PROPELLER BLADES

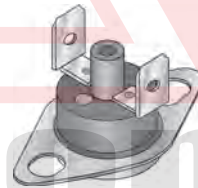
Rotation - CW • Hub Location - Intake



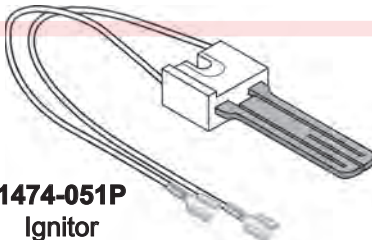
<u>Part No.</u>	<u>Lau</u>	<u>Blades</u>	<u>Dia.</u>	<u>Pitch</u>	<u>Material</u>
026-17688	6128210001	3	22"	36°	Steel
026-17690	6128240001	2	22"	20°	Aluminum
026-17698	6128200001	3	22"	30°	Aluminum
026-17785	6128220001	3	17 ¹ / ₁₆ "	22°	Aluminum
026-128812	6128230001	3	24"	30°	Steel



7975-3281
Fan Switch
• F110-20

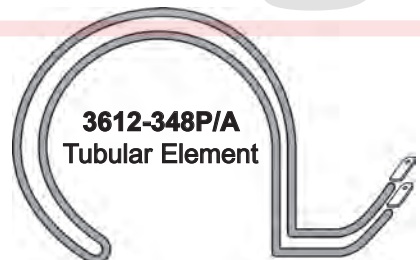
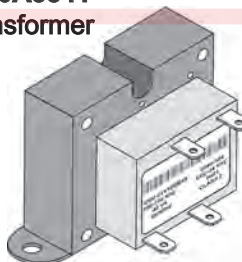


02634027000
Rollout Switch
• 300°F



1474-051P
Ignitor

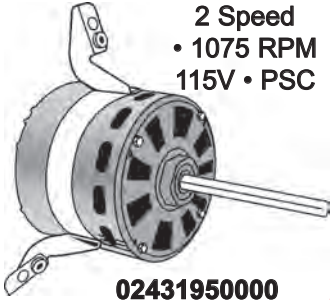
2940A3541
Transformer



3612-348P/A
Tubular Element

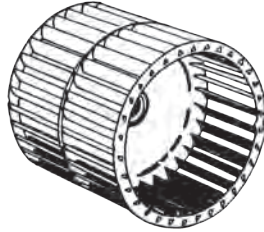
COLEMAN • EVCON • YORK

AIR PRO, FRAZIER JOHNSON, LUXAIRE




2 Speed
• 1075 RPM
115V • PSC

02431950000
PSC Motor

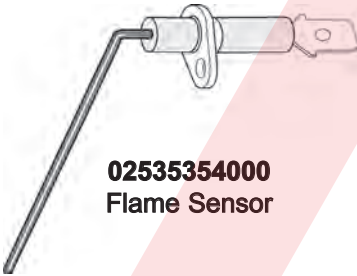


02624069700
(1472-2751)

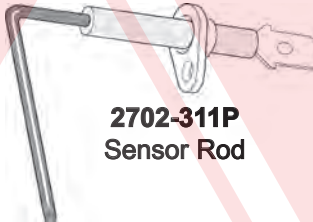
10" dia. X 7" CW 1/2" Bore
Blower Wheel



7975-3771
Relay



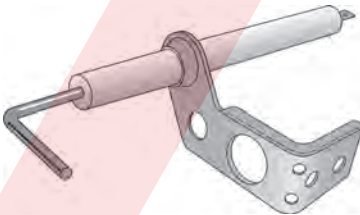
02535354000
Flame Sensor



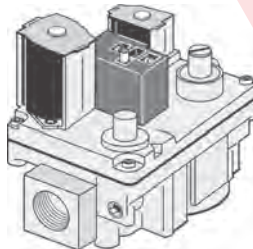
2702-311P
Sensor Rod



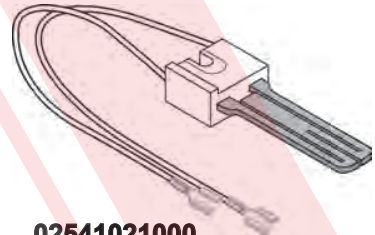
2895-4101
Sensor Rod
Kit



7975-388P/A
Remote Sensor




7990-328P
Gas Valve (36E29-101)

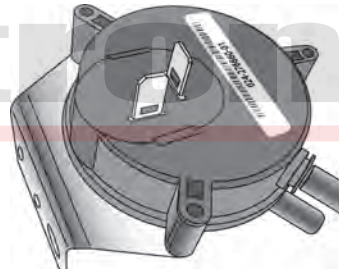


02541021000
(1457-052P)
Ignitor

OEM
HVAC



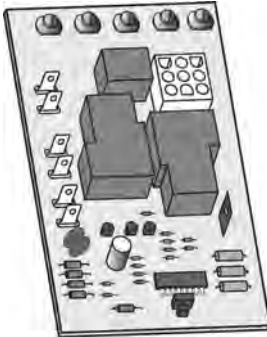
03101251000
Defrost Control
(ICM303)



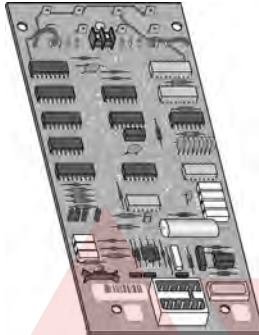
<u>Part No.</u>	<u>In. W.C.</u>	<u> Tubes</u>
3243597200	0.10"	2
02435271000	0.50"	1

COLEMAN • EVCON • YORK

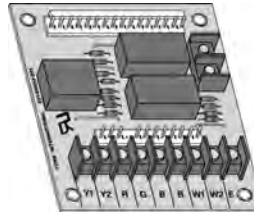
AIR PRO, FRAZIER JOHNSON, LUXAIRE



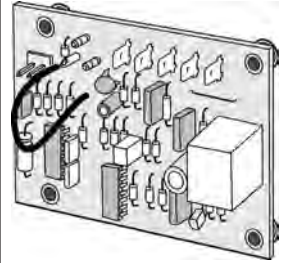
2702-300P
Control Board
(695-001)



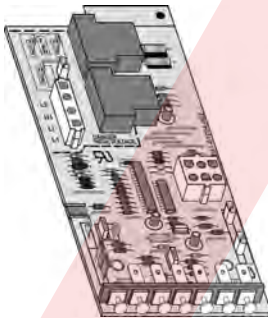
03100251700
Heat Pump
Circuit Board



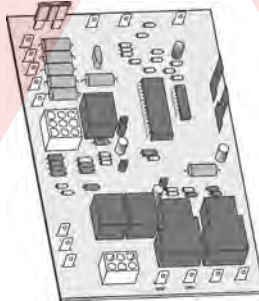
03100652001
Circuit Board
for 2-Stage Cooling
TI 6RC-1



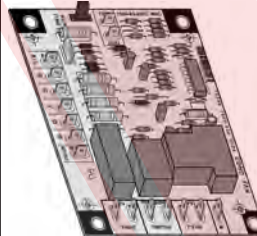
03100872701
Time/Temperature
Defrost Controller



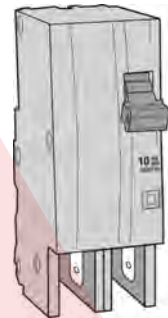
03101264002
Heat Pump Defrost
Circuit Board



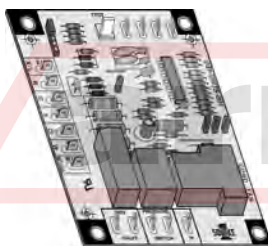
03101932002
Upgraded Furnace
Circuit Board



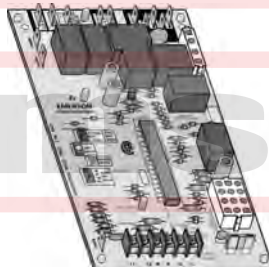
03101954000
Defrost Board



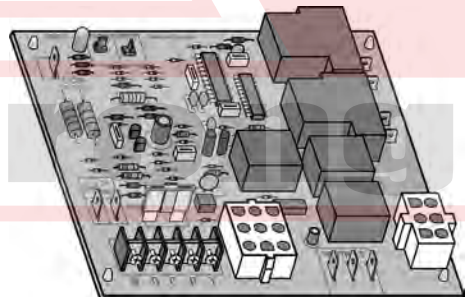
3500-377P/A
Circuit Breaker



33101975001
Defrost Board
Kit



33102956000
(33109167000)
Ignition Control




7990-319P
Integrated Control Board
(DGA Models)

INTERCITY PRODUCTS

HEIL, COMFORTMAKER, TEMPSTAR, ARCOAIR

Part No.	HP	Volt	RPM	AMP	Shaft	"A"	Capacitor	Ref. No.
1013341	1/2	115	1050	8	1/2" x 4"	4-7/16"	7.5μ-370	K55HXDEW2169
1054579	3/4	230	1075	5.6	5/8" x 5"	5 5/8"	15μ-370	K55HXCMA6532
1054586	1	230	1075	6	5/8" x 5"	6-5/16"	20μ-440	K55HXPCF5070



BLOWER MOTORS

- Permanent Split Capacitor
- 4 - Speed
- CW Rotation

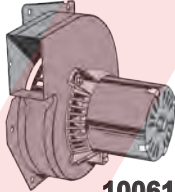


CONDENSER MOTORS

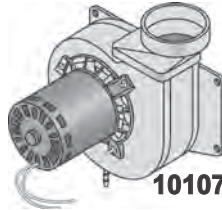
- Permanent Split Capacitor
- Sleeve Bearing
- 208/230 Volt
- TENV Enclosure

Part No.	HP	RPM	AMP	Shaft	Dia.	"A"	Rot.	Capacitor	Ref. No.
1050703	1/3	1120	1.2	1/2" x 2"	5 5/8"	4"	CW	5μ-370	K55HXKAF3146
1050892	1/6	1075	1	1/2" x 2"	5 5/8"	3 3/4"	Rev.	5μ-370	K55HXHNC2379
1052659	1/8	1120	.55	1/2" x 1 3/4"	5"	3 3/4"	CW	5μ-370	K48HXCLT1561
1052662	1/8	1110	1.03	1/2" x 1 1/2"	5"	4"	CW	5μ-370	K48HXCLW1562
1052820	1/4	840	1.4	5/8" x 2 1/4"	5-5/8"	5 3/4"	CW	5μ-370	K55HXKDY3138
1053217	1/8	840/2sp	.8	5/8" x 3 1/2"	5 5/8"	3 3/4"	CW	5μ-370	K55HXKDY3226
1065751	3/4	1140	2.6	5/8" x 2 1/4"	5 5/8"	5 3/4"	CW	10μ-440	K55HXREA5481
1085926	1/3	1075	1.9	1/2" x 2"	5 5/8"	4-5/16"	CW	5μ-440	K55HXCTJ6645
1085927	1/5	1075	1.3	1/2" x 2"	5 5/8"	3-9/16"	CW	3μ-440	K55HXGLN5295


COMBUSTION BLOWERS




1006168




1010780



1011350



1011412



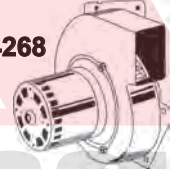
1050144



1013833,
1014529



1172823



1054268

OEM
HVAC

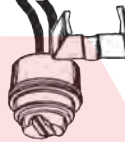
Part No.	Volts	Amps.	Description/Reference
1006168	115	1.3	PCI-A179, 610682
1010780	115	1.95	7021-7702, 1708605, 1009311
1011350	115	0.8	PCI-A173, 1005568, 1007360, 7162-2782
1011412	115	0.7	RFB145, 7062-3793, 1010527, 90+
1013833	115	1.6	PCI-A134, 1010975, 1010324, 7021-9335
1014529	115	2.0	80+
1050144	230	0.5	PCI-1050144, A151, JA1M109, 7021-10287
1054268	208/230	0.5	PCI-1054268, 0 a7021-7617 (1170870)
1172823	115	2.4	RFB330, A067, 90+ (1013188)

INTERCITY PRODUCTS

HEIL, COMFORTMAKER, TEMPSTAR, ARCOAIR


Capacitors Dual Run

Part No.	MFD Herm	MFD Fan	Voltage
1185471	25	3	370
1186415	30	3	370
1172091	35	3	370
1172093	25	3	440
1172095	40	3	440
1172094	35	3	440

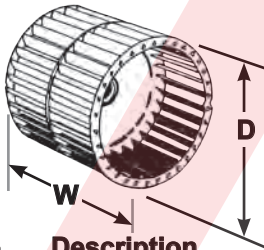


Part No.	Description	Open °F	Close °F
1066247	Freeze Thermo	30°	50°
1172766	Defrost Sensor	51°	31°

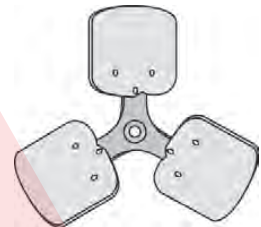
CIRCUIT BOARD



1171000 (HK61EA002)
Used on Fan Coil Units to Control Blower



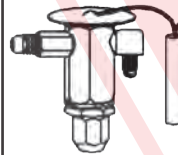
Blower Wheel & Propeller



Part No.	Description	Rotation	Spec.	Diameter
1011420	Blower Wheel Double Inlet	CW	10¾" Width	11¾"
1087333	3 Blade Alum. Fan 1/2" Bore	CW	21° Pitch	22"

Carrier to ICP X-Ref

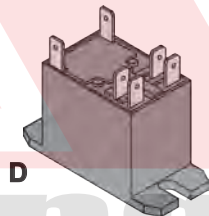

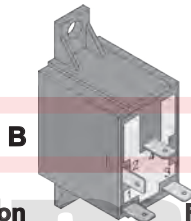
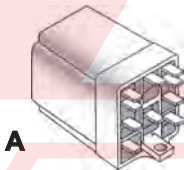
HK32EA001	1173636	HK61EA010	1172975
HK42FZ018	1172550	LH33ZG002	1172533
HK42FZ023	1173838	LH33WZ520	1172827
HK61EA002	1171000	LH660013	1177395
HK61EA006	1171734		




EXPANSION VALVE

1082871
(Alco ANCE2.5HSK)

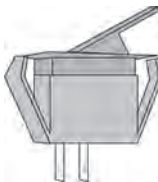
RELAYS



Part No.	Description	Fig.	Reference
1000742	Ice Cube Switching Relay	A	Omron LY2UAD06223 DPDT, 24V Coil 10FLA
1058148	Switching Relay	B	SPST 24V Coil Type 94-293
111001922	Electric Heater Relay	C	Potter & Brumfield T92 SPST, 90-86, PR1922
1172506	Switching Relay	D	Potter & Brumfield T92S7D22-22, 22VDC DPST



1050699
CONTACTOR
1 Pole,
25A FL
24V Coil



607900
INTERLOCK
SWITCH

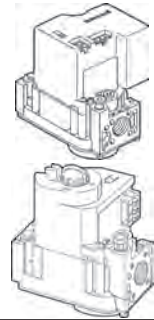
1171981
INTERLOCK
SWITCH



INTERCITY PRODUCTS

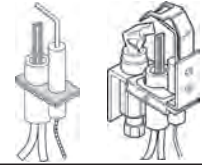
HEIL, COMFORTMAKER, TEMPSTAR, ARCOAIR

IGNITION CONTROLS GAS VALVES



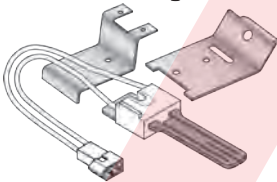
<u>Part No.</u>	<u>Type/Description</u>	<u>Gas</u>	<u>Reference</u>
1005597	Spark Pilot Step Opening	Nat.	VR8204M1075, 1091
1011827	Hot Surface Pilot	Nat. & LP	SV9540, 2 Stage
1013351	Hot Surface Pilot	Nat. & LP	SV9541, 2 Stage
1149021	Spark Pilot Step Opening	Nat.	VR8304P4306, VR8204C1142
1170430	Hot Surface Pilot	Nat. & LP	SV9500M2682, 2690 SV9501M2056, 2528, 1011024

IGNITORS, PILOTS & SENSORS




<u>Part No.</u>	<u>Type</u>	<u>Description/Reference</u>
1009524	Intermittent Pilot Ignitor/Sensor	Q3400A1024, Q3400A1040
1149856	Intermittent Pilot Ignitor/Sensor	Q3450C1045, Nat & LP
1011483	Spark Ignition Pilot/Ignitor	1011477, Nat & LP


1096048
Hot Surface Igniter Kit



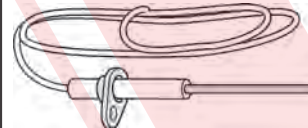
SMART VALVE TEST KIT
1160400 (395466-1)



SENSORS FOR ICP



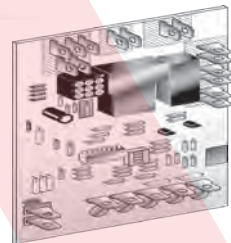
1380687



1380679

Fan Timer Control

<u>Part No.</u>	<u>Reference</u>
1084197	Honeywell ST9120C5005
1170063	Honeywell ST9120C5013, G2008, G2016, 1009838



OEM HVAC

Intermittent Pilot Ignition Control

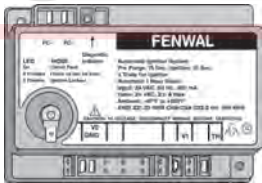


<u>Part No.</u>	<u>Reference</u>
1005651	S8610U3009, S8600M1021, S8600M1005, S8600M1013

Fan Timer



<u>Part No.</u>	<u>Reference</u>
1065750	1065287, BC1457AA, EAC426-4-300, BC7070

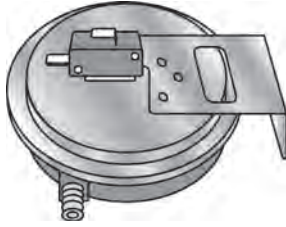


Direct Spark Ignition Control

<u>Part No.</u>	<u>Reference</u>
35605605115	Fenwal 05-296666-155, 2460D605-115, 829-007
35605606111	Fenwal 05-296466-151, 2460D606-111, 829-013

INTERCITY PRODUCTS

HEIL, COMFORTMAKER, TEMPSTAR, ARCOAIR

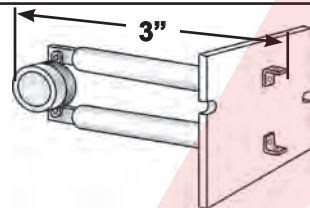


Pressure Switches

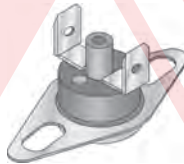
<u>Part No.</u>	<u>Pressure (WC")</u>	<u>Manufacturer Reference</u>
1013803	2.0" Make, 1.8" Drop	TriDelta IS20204-4014 For 90+
1170926	0.66"	Honeywell IS20124-5608
1170929	0.35"	Honeywell IS20336-5585, 02427576000, 1011739
1174276	0.9"	Honeywell PPS10008-2147

Pressure Switch Hose

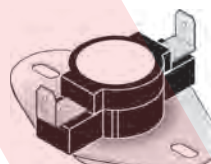
<u>Part No.</u>	<u>ID</u>	<u>Length</u>	<u>Description</u>
1003687	1/8"	24"	Red 500°F
1006298	3/16"	36"	Black 250°F
1170921	3/16"	120"	Grey 500°F



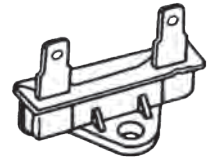
Limit
1320547
(L180-20)



Manual Reset Limit
1013102
(1005549 L300)



Limit Switch
1171905
(L145-55)



Thermal Fuse
1087811
(249°F, 121°C)



23" Long

Burner

1005664

Used in NUGK Models,
1001479, 613133, 94929




LP Conversion Kit

1160991

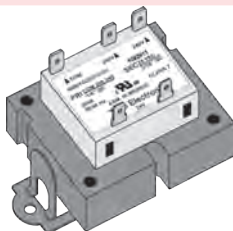
NAHL002LP for 80% 1 Stage with
VR8200/SV9500/SV9501 Valve

DEFROST CONTROLS



- 1087562** • Outdoor Fan and Reversing Valve Relay integrated into design ICM304 ICM: AF1013
- Anti-banger feature energizes the Reversing Valve 10 seconds after the Outdoor Fan Relay allowing for pressure equalization with reset
- 1160717** • Simple time and temperature control ICM300
- Must Have external relays for Fan, Reversing Valve and Auxiliary Heat ICM: DFS0S24A2
WR: 90-621

TRANSFORMERS



<u>Part No.</u>	<u>Primary</u>	<u>Secondary</u>	<u>VA</u>	<u>Mounting</u>
1011626	120V	24V	40VA	2 Side Clip
1082611	208/230V 1/4" QC	24V 3/16" QC	40VA	Foot Mount
1170003	120V	24V	40VA	Foot Mount

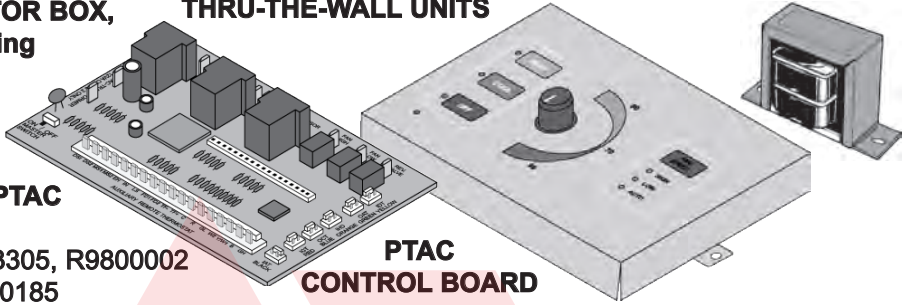
1/4" QC Terminals

AMANA

HEATING AND COOLING

**BOARD, SELECTOR BOX,
Transformer, Wiring
Harness & Wire
Enclosure**

THRU-THE-WALL UNITS




**FOR PTHP AND PTAC
RSKP0008**

REPLACES 11043305, R9800002
& RF00001, RF000185

**PTAC
CONTROL BOARD**

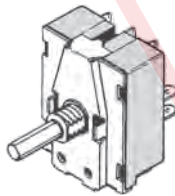
**POPULAR MAIN SWITCHES
FOR ROOM AIR CONDITIONERS**



10472201Q

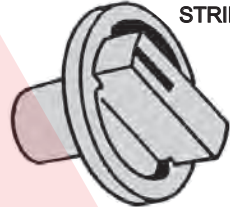
Black plastic switch with
fluorescent red indicator.

4-POSITION
B5114404
(ASR4273-15)
Off-Fan-Hi Cool-Lo Cool



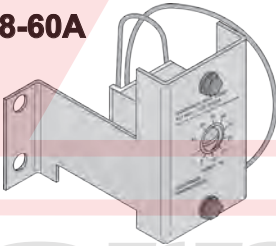
**KNOBS FOR
1/4" D STEM
1/2" EXTENSION**

BLACK
W/RED
STRIPE



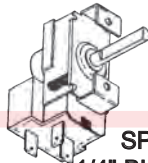
D7795807
FLAT DOWN

**OUTDOOR THERMOSTAT
OT18-60A**



**3-WIRE AC TEMPERATURE
CONTROL**

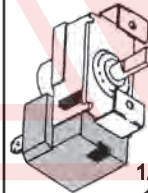
C6424201



SPDT SWITCHING
1/4" BULB - 9" CAPILLARY
1/4" D STEM 1" LONG

**2-WIRE AC TEMPERATURE
CONTROL-COOLING**

C6460402



SPST SWITCHING
1/4" BULB - 9" CAPILLARY
1/4 D STEM - 3/4" LONG

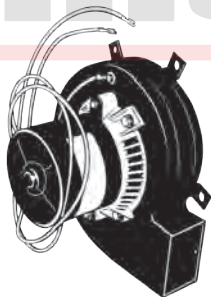
OEM
HVAC

PARTS FOR LATE MODEL FURNACES

DRAFT INDUCER

208-230V
.5 AMPS
2-POLE
NO SWITCH

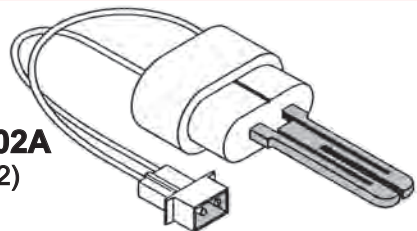
D9886202
(7021-9227)



HOT SURFACE IGNITOR

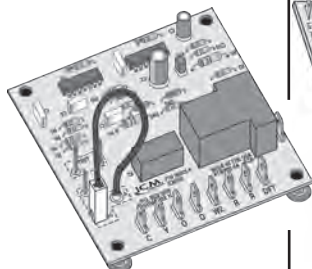
— INCLUDES GASKET —

D9918202A
(271A9702)

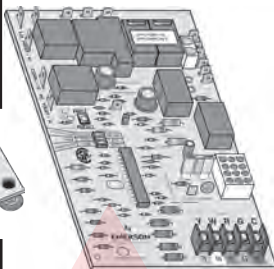


GOODMAN

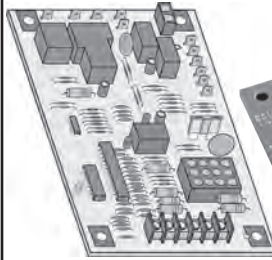
AMANA




DEFROST BOARD
(ICM318)
B1226008



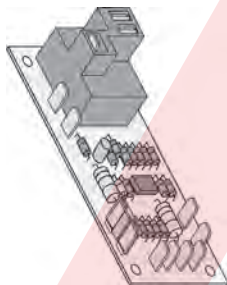
INTEGRATED HSI CONTROL
(50M56-289)
PCBBF132S



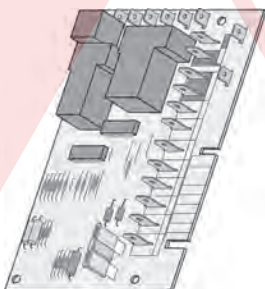
INTEGRATED HSI CONTROL 12 PIN
(50A55-289)
PCBBF112S



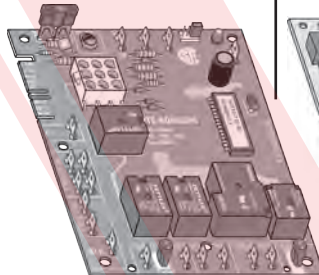
DEFROST BOARD
(ICM300 - B1226006)
PCBDM101S



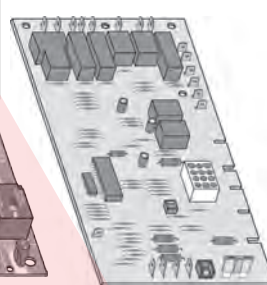
AIR HANDLER BOARD
(B1370735S)
PCBFM103S



TIMED FAN CONTROL
(ICM287)
B1809904S

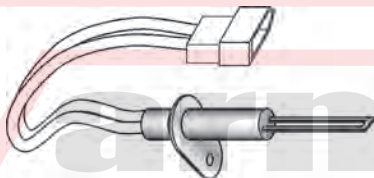


ELECTRONIC CONTROL MODULE
(ICM280)
B1809913S



TIMED FAN CONTROL
B1809923S

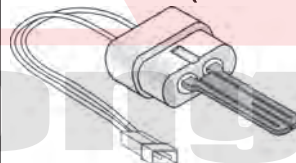
NEW STYLE MINI-IGNITOR
0230K00000S




FLAME SENSOR
0130F00010
(B1172606)



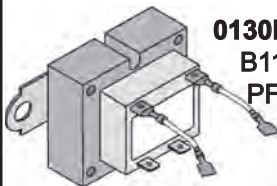
HOT SURFACE IGNITOR
- Includes Gasket -
D9918202A (271A9702)



GAS VALVE
0151M00013S
(B1282628
VR8515S1214,
36G22-254)



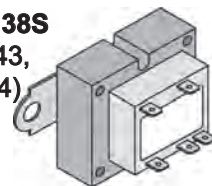
TRANSFORMER
120 - 24V 40VA



0130M00140S
B1141605
PF40115

TRANSFORMER
240 - 24V w/Terminals


0130M00138S
(B1141643,
PF40224)



GOODMAN

AMANA

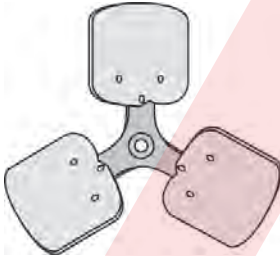
FLUE MOTORS



Illus.	Part No.	Volts	Amps	Description
A	D9886202	208/230	0.5	7021-9227 Amana
B	20044403	115	1.6	7002-2407, 7021-8252
C	B2959000S	208/230	0.5	7021-8656
D	B1859005S	115	1.3	PCI-A157, 7002-2307, 7002-3219
E	B2833001S	115	1.4	7021-9087, 7021-9000

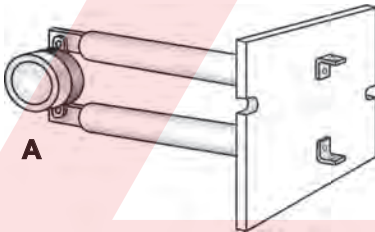
PROPELLER BLADES

Rotation - CCW • Hub Location - Intake

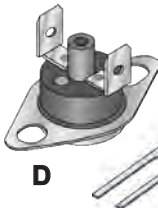
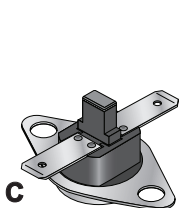
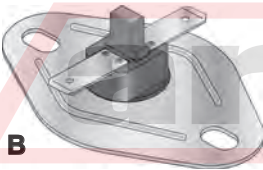


Part No.	Lau	Blades	Dia.	Pitch	Material
B1086756	6128300001	3	18"	29°	Steel
B1086750	6128290001	3	22"	24°	Steel
B1086748	6128310001	3	22"	30°	Steel

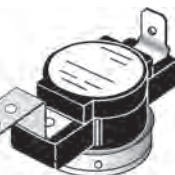
LIMIT SWITCHES



Illus.	Part No.	Length	Limit
A	1370902S	3"	210°F
A	1370903S	3"	240°F
A	1370905S	3"	290°F
A	1370908S	7"	160°F
A	1370912S	7"	240°F
B	B1370108	Manual Reset	149°C
C	B1370145	Manual Reset	149°C
D	B1370154	Manual Reset	350°F
E	B1370116	Auto Reset	140-35°F

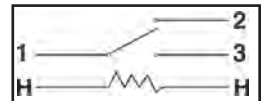
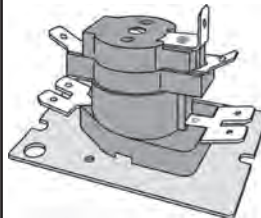


B1370116
L140-35F LIMIT SWITCH



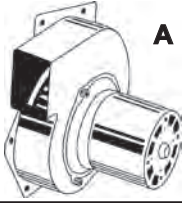
TIME DELAY RELAY

B1370738
(PCQ108)



OEM
HVAC

NORDYNE



A

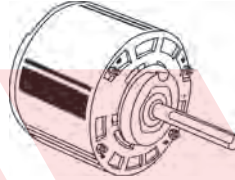
FLUE MOTORS

Part No.	Illus.	Amps	Type	Ref
903111	A	1.1	S.P.	7021-7975 7021-1159
903962	B	0.7	PSC	7062-4159




B

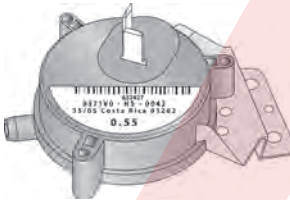
Part No.	HP	Speeds	Capacitor
902126	1/5(D1730)	3	5 μ F
904502	1/3	3	5 μ F
902128	1/2	4	10 μ F
902346	3/4	4	10 μ F



INDUCER MOTOR
903404
(65404)



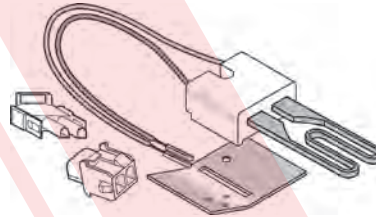
PRESSURE SWITCHES



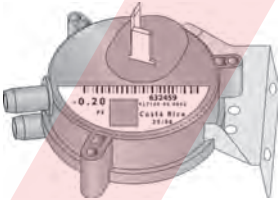
632427
Single
Port

903758
120V

FURNACE IGNITOR KIT

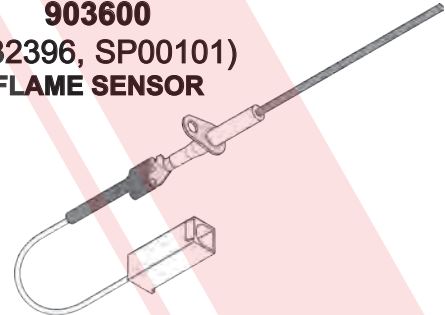


903179
230V



1010775R
(632453)
2-Port

903600
(632396, SP00101)
FLAME SENSOR




2-POLE LIMIT CONTROLS

Part No.	Open
626403	140°F
626404	145°F
626409	155°F
626428	170°F
626458	190°F

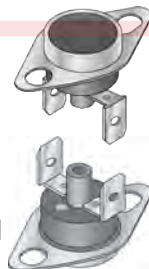


626337
Fan Switch
F115



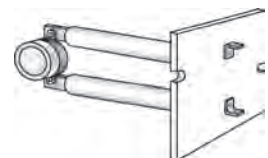
VENT LIMIT SWITCH

Part No.	Cut-Out
626354	220°F
626353	230°F
626355	240°F
626352	250°F
626350	260°F
FLAME ROLL OUT SWITCH	
626343	300°F

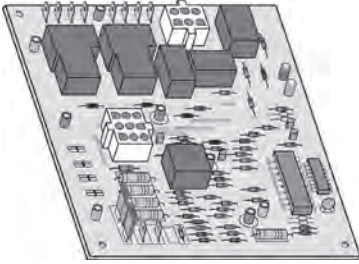


OVER TEMP LIMIT


Part No.	Cut-Out
626418	150/20°F
626419	195/20°F
626425	210/20°F
626449	250/20°F
626434	180/20°F



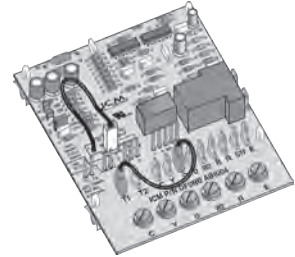
NORDYNE



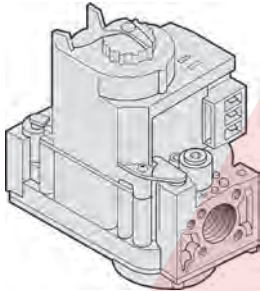
903429
Integrated Control Board



920915
Circuit Board KG6 & KG7 Series

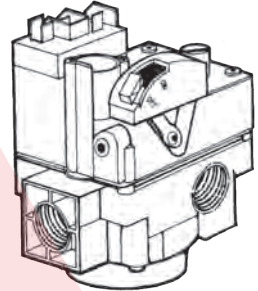


917178A (ICM302)
Defrost Board

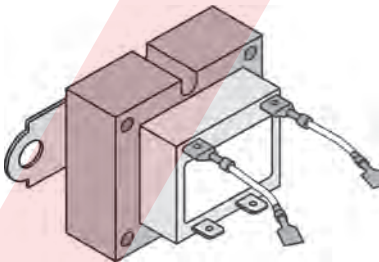


GAS VALVES


Part No.	Ref
624610	VR8205R2091
904081	VR8205S2288, M2443
624583	7200ERC 720-472



TRANSFORMERS



621709
208/240-24V
Transformer



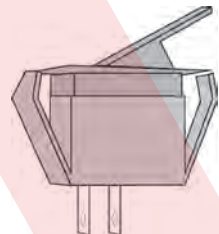
622337
(621486)
120v/24v (40VA)
Includes wires

FUSE (3 Amp)



632261
(ATC3)
3 Amp

INTERLOCK DOOR SWITCH

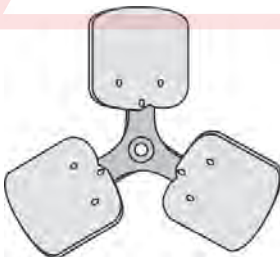


632125

OEM
HVAC

PROPELLER BLADES

Rotation - CW • Hub Location - Intake




Part No.	Lau	Blades	Dia.	Pitch	Material
667212	6128140001	3	24"	30°	Steel
667261	6128150001	2	18"	18°	Steel
667262	6128120001	3	18"	28°	Steel
667303	6128130001	3	24"	23°	Steel
667316	6128190001	3	24"	20°	Steel

RHEEM

RUUD, WEATHER KING

BLOWER MOTORS

115 V • 5^{5/8}" Dia



Part No.	HP	RPM	Cap	Amps	"A"	Shaft
51-23012-41	1/2	1075/4-Spd	10-370	7.3	4 ^{1/8} "	1/2" x 4"
51-23015-91*	1/3	1050/3-Spd	SP	6.5	4 ^{1/4} "	1/2" x 3"
51-23017-42	1/2	1075/4-Spd	15-370	13	5 ^{1/2} "	1/2" x 5"

* 5" Dia CWSE other motors reversible

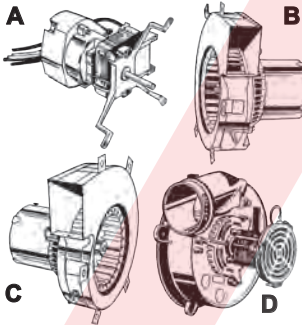
CONDENSER MOTORS

208/230 V • Sleeve Bearings • TENV Enclosure • 5^{5/8}" Dia



Part No.	HP	RPM	Cap	Amps	"A"	Shaft
51-23055-11	1/5	1075	5-370	1.3	3 ^{7/8} "	1/2" x 3 ^{3/4} "
51-23055-12	1/5	825	7.5-370	1.3	4 ^{5/8} "	1/2" x 3"
51-23053-11*	1/3	1075	5-370	2.0	4"	1/2" x 5"

* CWSE other motors reversible



COMBUSTION BLOWERS

3000 RPM

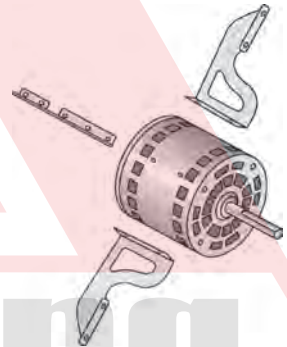
Part No.	Illus.	Volts	Amps	Description
51-21964-11	A	208/230	0.25	7102-0628 with Blade
70-21496-01	B	115	1.1	PCI-A090, JA1M102, 7021-5239
70-21496-83	C	115	1.1	A079, JA1M106, 7021-5615
70-24157-03	D	115	1.71	70-22838-82, 70-101887-81

POPULAR BLOWER MOTORS

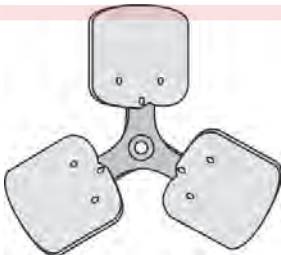
Motors have 8 holes in shell for brackets to screw in.

Brackets are sold and must be ordered separately.

Part No.	HP	Voltage	Speeds	Type
51-100344-01	1/6	230V	2	Shaded Pole
51-27211-02	1/4	230V	2	Shaded Pole
51-27211-03	1/3	230V	2	Shaded Pole
51-27211-04	1/2	230V	2	Shaded Pole
AE-58384-81	Bracket Set of 4			



PROPELLER BLADES

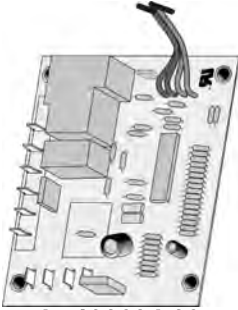


Part No.	Rotation - CCW • Hub Location - Intake		Blades	Dia.	Pitch	Material
	Lau					
70-100580-03	6128900001		3	24"	22°	Steel
70-100580-04	6128170001		3	24"	28°	Steel
70-100580-07	6128180001		2	22"	28°	Steel

RHEEM

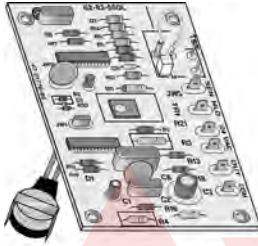
RUUD, WEATHER KING

CIRCUIT BOARDS



47-102684-83

**Demand Defrost
Circuit Board**
(47-21517-88)




47-21776-86

**Defrost Board
with Sensor**



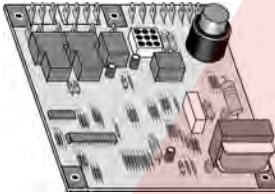
47-22827-83

**Electronic Fan Timer
for Standing Pilot**
ST9120U1003, 695-003



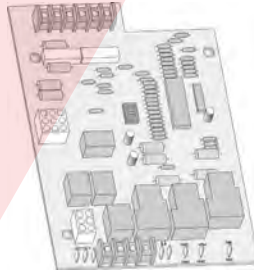
47-23619-81
(47-23619-03)

**Fan Timer
Control Board**



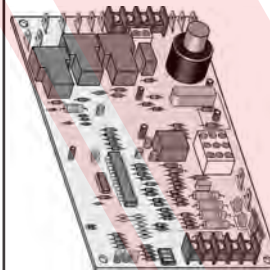
62-23599-05

**Integrated DSI
Control (1068-310)**



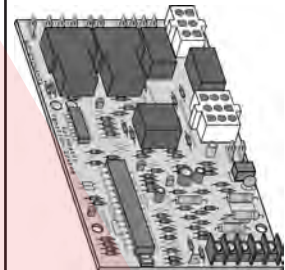
62-24084-82

**Upgraded Board
used w Flame Sensor**
see 62-24044-71 below



62-24140-04

DSI Control Board
1- Stage



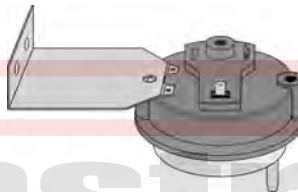
62-24268-03

**Integrated HSI
Control (1012-925)**

PRESSURE SWITCH - 1 Hose, 2-Wire Hook-up



42-24194-82




42-24195-03



42-24196-81

FLAME SENSOR



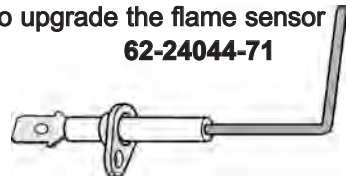
62-23543-01

REMOTE FLAME SENSOR KIT

Sometimes when replacing furnace control board
62-24084-82 it is necessary to upgrade the flame sensor
with this kit.

Includes:
Sensor, Brackets, Leads
& Instructions

62-24044-71



OEM
HVAC

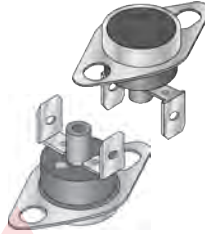
RHEEM

RUUD, WEATHER KING

VENT LIMIT SWITCH

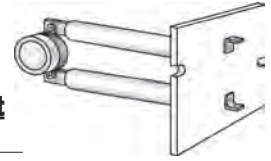
<u>Part No.</u>	<u>Cut-Out</u>
47-22453-01	130°F
47-22453-02	135°F
47-22861-02	300°F

Manual Reset

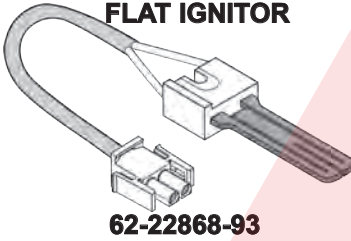


PLENUM LIMIT 3"

<u>Part No.</u>	<u>Cut-Out</u>
47-25349-03	L150°F
47-25349-01	L160°F
47-25349-02	L170°F



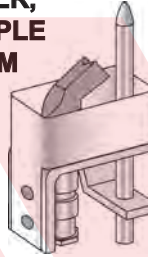
FLAT IGNITOR




62-22868-93

PILOT BURNER, THERMOCOUPLE & ALUMINUM TUBING

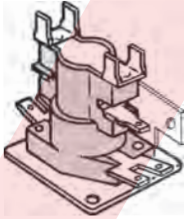
62-22864-82



IGNITOR for Direct Spark 62-24164-01

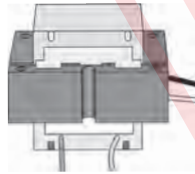


SEQUENCERS with Mounting Bracket 24V



42-23116-08 2 Pole
42-23116-07 3 Pole

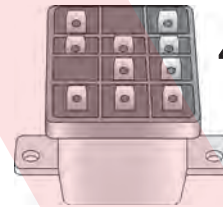
TRANSFORMER



<u>Part No.</u>	<u>Voltages</u>
46-23115-01	120-24V
46-23115-02	240-24V
46-22863-04*	120-24V

*Fused - Replacement Fuse
46-22863-82 5 Pack

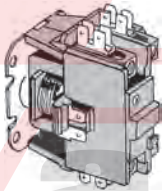
Defrost Upgraded Replacement Relay



42-21786-81

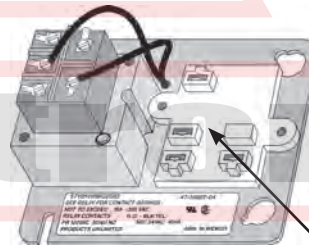
Replaces:
42-21786-01, 42-21786-02,
42-21786-05, 42-21786-06

CONTACTOR 1 Pole 24 Volt



<u>Part No</u>	<u>Amps.</u>
42-25101-01	30A
42-25101-03	40A

FAN CENTER (LESS RELAY)

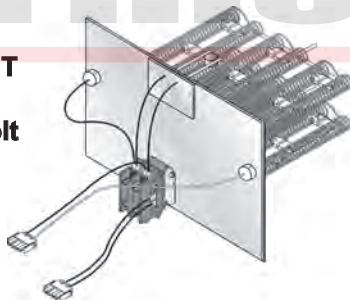


47-19807-04
Fan Center
Supplied without
relay
(90-113)

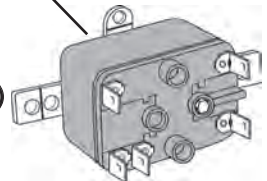
HEAT STRIP REPLACEMENT KIT

10 K.W. 230 Volt

AS-58386-92



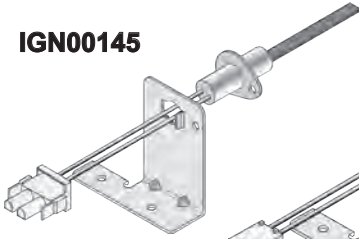
**ENCAPSULATED
RELAY**
for Fan Center (90-370)
42-25104-06



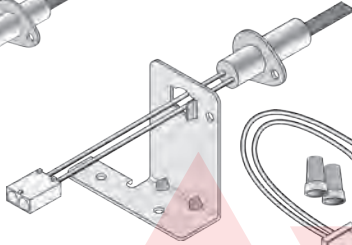
TRANE

AMERICAN STANDARD

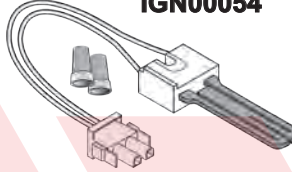
IGN00145



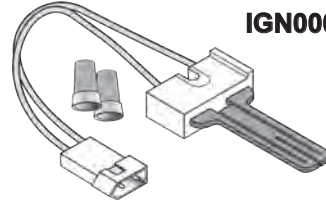
IGN00152



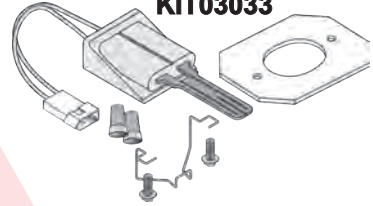
IGN00054



IGN00026

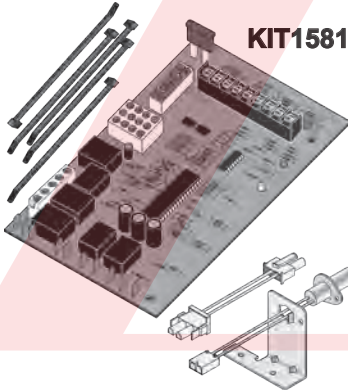


KIT03033

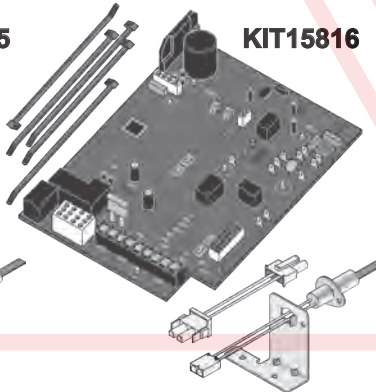


Part No.	Ref.	Description
IGN00145	69141	80V Silicone Nitride w/Bracket
IGN00054	16761	120V 3.5A
IGN00026	16484	120V Fenwal Ignition Systems
IGN00152	73411	120V Silicone Nitride w/Bracket
KIT03033	10402	120V 4.25A Rooftop Systems
KIT15815	70104	Ignitor Kit CNT06015 50V51-507 D156245P01
KIT15816	70343	Ignitor Kit CNT06585 50V54-571 D343687P02
KIT15943	70935	Ignitor Kit CNT06424 50M51-495 D344301P01

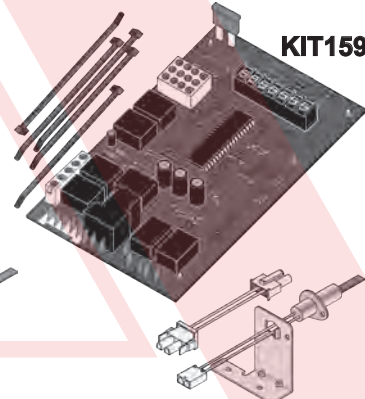
KIT15815



KIT15816



KIT15943

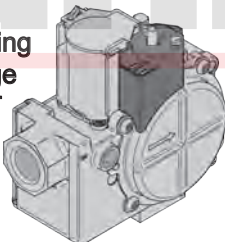


OEM
HVAC

GAS VALVES


VAL09029

36J24-205
Slow Opening
Single Stage
1/2-14 NPT
24V



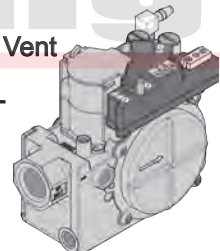
VAL09030

36J54-201
Non Direct Vent
2 Stage
1/2-14 NPT
24V



VAL09031


36J54-202
Non Direct Vent
2 Stage
1/2-14 NPT
24V



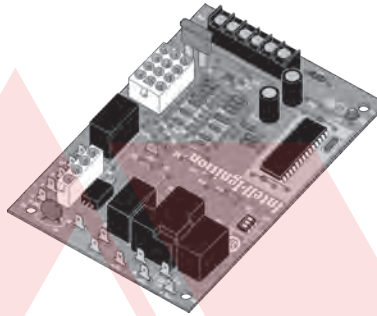
TRANE

AMERICAN STANDARD


FURNACE CONTROLS



CNT03797
50A55-486
D381235P04
IFC w/4 Lead Wires




CNT05165
50A65-476 D341314P05
Single Stage




CNT02184
50A51-495
D330937P01
2 Stage

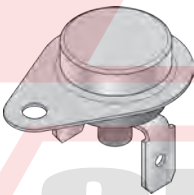

CNT06585
50V50-571
D343687P02
2 Stage
Variable



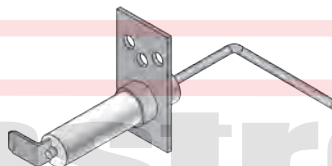
CNT03457
50N02-455
X13650874-010
2 Stage Direct Spark




CNT04717
50N02-475
X131651111-010
2 Stage Direct Spark
Stand Alone Dual Gas



SWT02357
FLAME
ROLLOUT
SWITCH

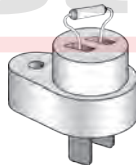



SEN00297
FLAME SENSOR

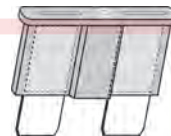


SEN01114
FLAME SENSOR

TRR01729
TRANSFORMER
C340041P005
115V PRIMARY
24V SEC
35VA



FUS00620
FUSE LINK &
HOLDER



**FLAT BLADE
FUSE PK/5**

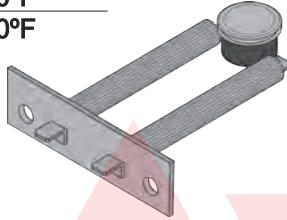
Part No.	REF
FUS02296	3A ATC3
FUS02293	5A ATC5

TRANE

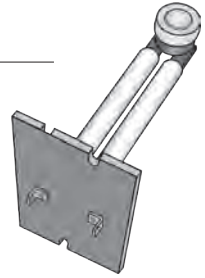
AMERICAN STANDARD

THERMAL PLENUM LIMIT 3"

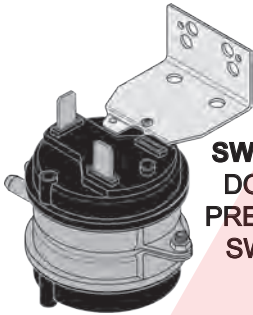
Part No.	Open	Close
SWT01635	180°F	150°F
SWT01612	190°F	160°F



Part No.	Open	Close
SWT01258	170°F	140°F
SWT01259	190°F	160°F

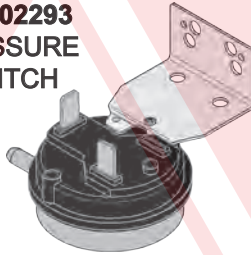


PRESSURE SWITCHES

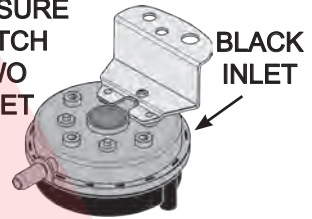


SWT02357
DOUBLE
PRESSURE
SWITCH

SWT02293
PRESSURE
SWITCH




SWT03221
PRESSURE
SWITCH
TWO
INLET



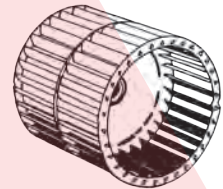
BLOWER MOTORS

115V • 48 Frame • 4 Speed • Shaft 1/2" Dia x 3" Long



Part No	HP	RPM	Amps	Cap.
MOT09053	1/3	1075	5.8	5µF
MOT11992	1/2	1075	9.35	15µF
MOT11994	3/4	1100	9.6	15µF

WHL03116
BLOWER WHEEL
11.7" X 10.6"




OEM
HVAC

INDUCER CONVERSION KIT KIT16582

Includes:

- KIT15816 which contains
 - * IGN152 120V Ignitor
 - CNT06585 Board
- BLW00879 Inducer Motor (A197)
70920238 - D342097P01
X38010571010
- Wiring, Limit Switch, Hardware
- Instructions

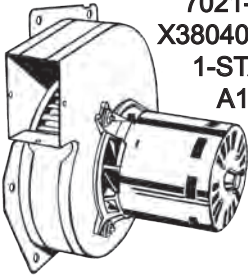


TRANE


AMERICAN STANDARD

FURNACE INDUCERS

BLW01312
7021-8924
X38040305017
1-STAGE
A143



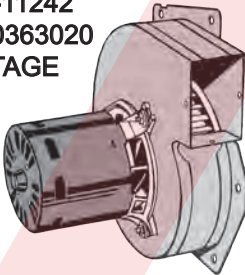
BLW00879
7092-0238
D342097P01
3-PHASE
A197




BLW01139
7062-6200
D342094P07



FAN03049
7021-11242
X38040363020
1-STAGE




BLW00864
7021-11543
D342094P03
A195



BLW01138
7021-12479
D342094P06
A196



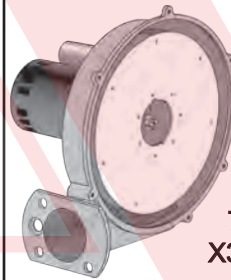
BLW00451
7021-8928
X38080029010
PCI-A150



BLW01321
7021-9561
X38020420017
2-STAGE
A194




KIT02591
MOTOR
&
GASKET



7062-3972
X3804031001
A273

KIT02590
MOTOR
&
GASKET




7062-3971
X3804030901
PCIA-272

BLW00951



7062-3915
C663946901
X38010666010
A369

KIT02589
MOTOR
&
GASKET




7062-3969
X3804030801
PCI-A271

FAN BLADES

PLASTIC FAN BLADES



For ventilators, coolers, space heaters, refrigerators, freezers, any small air handling application. Select correct size and rotation from the chart shown below. Rotation is determined facing the discharge side of the blade.



Part No.	Dia.	Blades	Rotation	Shaft	Part No.	Dia.	Blades	Rotation	Shaft
A61300	3	4	CW	1/8	A61404	4	5	CCW	3/16
A61301	3	4	CW	3/16	A61501	5	5	CW	3/16
A61302	3½	4	CCW	3/16	A61502	5	5	CW	1/4
A61353	4	4	CCW	Hub	A61503	5	5	CW	5/16
A61406	4	4	CW	1/8	A61504	5	5	CCW	3/16
A61408	4	4	CW	3/16	A61505	5	5	CCW	1/4
A61550	5½	4	CCW	3/16	A61506	5	5	CCW	5/16
A61551	5½	4	CW	3/16	A61455	5½ ₁₆	5	CCW	3/16
A61602	6	4	CW	1/4	A61650	6½	5	CW	3/16
A61603	6	4	CW	5/16	A61651	6½	5	CW	1/4
A61604	6	4	CCW	3/16	A61652	6½	5	CW	5/16
A61605	6	4	CCW	1/4	A61660	6 ⁵ / ₈	5	CW	7/32
A61606	6	4	CCW	5/16	A61665	6 ⁵ / ₈	5	CW	7/32
A61401	4	5	CW	1/8	A61701	7	5	CW	1/4
A61402	4	5	CW	3/16	A61703	7	5	CCW	1/4
A61403	4	5	CCW	1/8	A61718	7	5	CW	Hub

ALUMINUM FAN BLADES HUBS

Rotation determined by facing air discharge. Illustration is CCW



Part No.	Rot	Pitch	Dia	Bore	Hub Location	Part No.	Rot	Pitch	Dia	Bore	Hub Location
A64455	CCW	24°	5½	3/16	Intake	A65732	CW	27°	7	5/16	Intake
A64550	CW	19°	5½	3/16	Intake	A63475	CW	23°	8	1/4	Intake
A65503	CW	27°	5½	5/16	Intake	A85131	CW	30°	8	5/16	Intake
A65504	CW	27°	5½	1/4	Intake	A85225	CCW	30°	8	1/4	Discharge
A65513	CCW	27°	5½	5/16	Intake	A85231	CCW	30°	8	5/16	Discharge
A65515	CCW	27°	5½	1/4	Intake	A60804	CW	36°	8	1/4	Intake
A65125	CW	19°	6	1/4	Intake	A60805	CW	36°	8	5/16	Intake
A65131	CW	30°	6	5/16	Intake	A60814	CCW	36°	8	1/4	Intake
A65225	CCW	30°	6	1/4	Discharge	A60815	CCW	36°	8	5/16	Intake
A65231	CCW	30°	6	5/16	Discharge	A63841	CW	24°	8	1/4	Discharge
A60604	CW	27°	6	1/4	Discharge	A65826	CW	27°	8	1/4	Intake
A60614	CCW	27°	6	1/4	Discharge	A65825	CW	27°	8	1/4	Intake
A65632	CW	27°	6	5/16	Intake	A65832	CW	27°	8	5/16	Intake
A65633	CCW	27°	6	5/16	Intake	A65833	CCW	27°	8	5/16	Intake
A64650	CW	19°	6½	1/4	Intake	A63477	CW	25°	9	1/4	Intake
A66504	CW	27°	6½	1/4	Intake	A95131	CW	30°	9	5/16	Intake
A63473	CW	21°	7	1/4	Discharge	A95225	CCW	30°	9	1/4	Discharge
A75131	CW	30°	7	5/16	Intake	A95231	CCW	30°	9	5/16	Discharge
A75225	CCW	30°	7	1/4	Discharge	A65932	CW	26°	9	5/16	Intake
A75231	CCW	30°	7	5/16	Discharge	A65933	CCW	26°	9	5/16	Intake
A60704	CW	27°	7	1/4	Intake	A65925	CW	26°	9	1/4	Intake
A60714	CCW	27°	7	1/4	Intake	A65926	CCW	26°	9	1/4	Intake

10 BLADE • SMALL ALUMINUM • INTAKE • FAN BLADE

Part No.	Dia.	Bore	CFM@3000RPM
A61954	3"	1/4"	60
A61955	3½"	1/4"	100
A61956	4"	1/4"	200

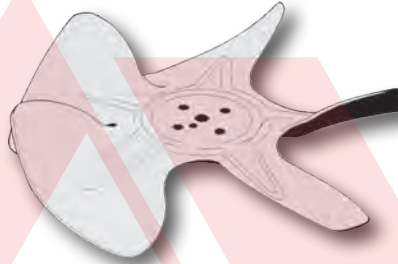
Replaces Rheem
70-21937 Series
Use with Fasco
K628



HUBLESS FAN BLADES & PROPELLERS

HUBLESS FAN BLADES

The illustration is of a COUNTER CLOCKWISE blade. Note that when you face this blade, it must be rotated COUNTER CLOCKWISE in order to blow air toward you.



<u>Part No.</u>	<u>Rot.</u>	<u>Pitch</u>	<u>Dia.</u>
A61101	CW	21°	6
A61102	CCW	21°	6
A63607	CW	30°	6
A63617	CCW	30°	6
A67523	CCW	30°	6¾
A61608	CW	30°	6¾
A61618	CCW	30°	6¾
A63474	CW	21°	7
A61103	CW	30°	7
A61104	CCW	30°	7
A63707	CW	31°	7
A63717	CCW	31°	7
A77552	CCW	30°	7¾
A63100	CW	30°	7¾
A65751	CCW	30°	7¾
A63476	CW	23°	8

<u>Part No.</u>	<u>Rot.</u>	<u>Pitch</u>	<u>Dia.</u>
A85250	CCW	50°	8
A63806	CW	30°	8
A63816	CCW	30°	8
A63807	CW	50°	8
A63817	CCW	50°	8
A61807	CW	30°	8¾
A61817	CCW	30°	8¾
A63906	CW	25°	9
A63916	CCW	30°	9
A63907	CW	31°	9
A63917	CCW	31°	9
A61480	CW	28°	10
A63126	CW	25°	10
A63116	CCW	30°	10
A61108	CW	30°	10
A63117	CCW	30°	10


2-BLADE PROPELLERS

<u>Part No.</u>	<u>Diameter</u>	<u>Degree Pitch</u>	<u>Rotation</u>
6141660001	14"	36	CW
60-7725-01	18"	28	CCW
60-6521-01	18"	33	CCW
60-7726-01	20"	28	CCW
60-7727-01	22"	16	CCW
60-8142-01	22"	27	CCW
60-7728-01	24"	27	CCW



PROPELLER BLADES

HEAVY DUTY STEEL BLADES FOR VENTILATORS AND CONDENSING UNITS



WIDE, SQUARE BLADES ARE DESIGNED SPECIFICALLY FOR HIGH STATIC PRESSURE TO FORCE AIR THROUGH HEATING OR COOLING COILS.

You must always specify "CLOCKWISE" or "COUNTER-CLOCKWISE" construction of each blade. The illustration is of a CLOCKWISE blade. Note that when you face this blade, it must be rotated CLOCKWISE in order to blow air toward you.

ORDER BY DIAMETER, PITCH, WING COUNT, AND DIRECTION.

EXAMPLE: Part Number 20-27-4CCW is a counter-clockwise, 20" 4-wing blade with a 27° pitch. A 6-pole (1050-1140 RPM) motor should be 1/5 HP for ventilators or 1/3 HP for condensing units.

PART NUMBER REFERENCE

Part No. Add Rotation

Dia. ...Pitch..Wings

10.....23	4
10.....27	4
10.....33	4
12.....19	4
12.....23	3
12.....23	4
12.....27	4
12.....27	4
12.....33	4
14.....19	4
14.....23	3
14.....23	4
14.....23	5
14.....27	3
14.....27	4
14.....27	5
14.....33	4
16.....19	3
16.....23	3
16.....23	4
16.....27	4

Part No. Add Rotation

Dia. ...Pitch..Wings

16.....27	5
16.....33	4
16.....33	5
18.....27	2+
18.....27	3
18.....27	4
18.....27	5
18.....30	3
18.....30	4
18.....33	2*
18.....33	3
18.....33	4
18.....33	5
20.....25	2+
20.....27	3
20.....27	4
20.....27	5
20.....30	3
20.....30	4
20.....33	3
20.....33	4

Part No. Add Rotation


Dia. ...Pitch..Wings

20.....33	5
22.....27	2+
22.....27	3
22.....27	4
22.....27	5
22.....33	3
22.....33	4
22.....33	5
24.....27	2*
24.....27	3
24.....27	4
24.....27	5
24.....33	3
24.....33	4
24.....33	5
26.....24	4
26.....27	4
26.....27	5
26.....33	4
26.....33	5

+ Available in CCW only (Revcor) * Has 1/2" hub installed. CCW only (Lau)

FAN PITCH & ROTATION GAUGE

Tell at a glance the degree of pitch & direction of rotation (CW or CCW) or any size fan blade. Position flat end (B) of gauge shaft on flat surface of fan hub & Base (A) of gauge on surface of fan blade. Gauge will indicate rotation and degree of pitch.



05099801

CENTER HUBS MUST BE ORDERED SEPARATELY

CENTER HUB WITH MOUNTING SCREWS
AND SET
SCREWS, ORDER BY SHAFT SIZE.



AH14	1/4"
AH516	5/16"
AH38	3/8"
AH12	1/2"
AH58	5/8"
AH34	3/4"

FAN BLADES

Cobra Blades Low Noise 10X Quieter

The Cobra Blade can be used to replace a square condenser propeller to make the unit 10X quieter

Cobra Blades are made of high strength aluminum

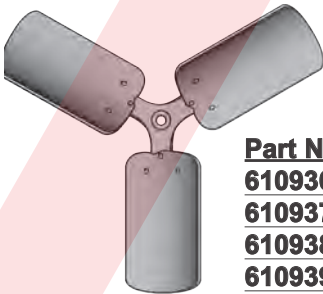
<u>Dia.</u>	<u>Part No.</u>	<u>Rotation</u>	<u>Pitch</u>	<u>Hub Location</u>	<u>Bore Size</u>
3-BLADE COBRA BLADE					
22"	6131520001	CW	27°	Intake	1/2"
22"	6131530001	CW	33°	Intake	1/2"
24"	6127530001	CCW	33°	Interchangeable	
4-BLADE COBRA BLADE					
22"	6131560001	CW	19°	Intake	1/2"
22"	6131580001	CW	27°	Intake	1/2"
22"	6131590001	CW	33°	Intake	1/2"
24"	6127540001	CW	23°	Interchangeable	
24"	6127550001	CCW	23°	Interchangeable	
24"	6127570001	CCW	27°	Interchangeable	
24"	6127590001	CCW	33°	Interchangeable	



LARGE STEEL PROPELLERS - HEAVY DUTY

Large Steel Heavy Duty, Clockwise Rotation

Applications: Industrial Circulators, Condensing Units, Cooling Towers & Agricultural Ventilation



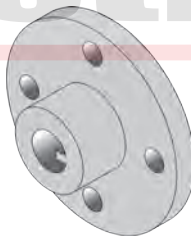
<u>Part No.</u>	<u>Dia.</u>	<u>Pitch</u>	<u>Rotation</u>	<u>Depth</u>	<u>Width</u>	<u>Max RPM</u>	<u>Weight</u>
61093601	30	22°	CW	2 ³ / ₈ "	6"	1140	7#
61093701	30	27°	CW	2 ⁷ / ₈ "	6"	1140	7#
61093801	36	27°	CW	2 ⁷ / ₈ "	6"	1000	8#
61093901	36	33°	CW	3 ³ / ₈ "	6"	1000	8#

P - Style Hubs

For 24" to 48" Propellers

Standard Keyway Sizes

<u>Diameter of Shaft</u>	<u>Keyseat Width X Depth</u>
5/16 - 7/16	3/32 x 3/64
1/2 - 9/16	1/8 x 1/16
5/8 - 7/8	3/16 x 3/32
15/16 - 1 ¹ / ₄	1/4 x 1/8
1 ¹ / ₈ - 1 ³ / ₈	5/16 x 5/32
1 ⁷ / ₁₆ - 1 ³ / ₄	3/8 x 3/16
1 ¹³ / ₁₆ - 2 ¹ / ₄	1/2 x 1/4




<u>Part No.</u>	<u>Bore Size</u>
60331504	1/2
60331505	5/8
60331506	3/4
60331507	7/8
60331508	1
60331501	1 ¹ / ₈
60331502	1 ¹ / ₄
60331509	1 ³ / ₄
60331503	1 ⁵ / ₈

BLOWER WHEELS

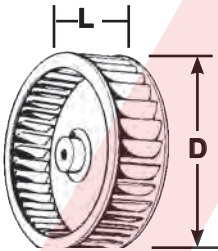
DOUBLE INLET BLOWER WHEELS

Universal Wheels for direct drive & belt drive blowers with set screw. Set screw can be converted to Allen Head screw (not included.) if blower hub is on motor side.

Part No.	Model	Dia.	Width	Bore
028958-02		5¼"	5⅝"	1/2"
028958-03		5¼"	6⅞"	1/2"
028958-05		5¾"	6⅞"	1/2"
028958-06		5¾"	8½"	1/2"
013316-02	DD10-10	11⅞"	10⅞"	1/2"
013332-01	DD9-9	9-15/16"	9½"	1/2"
013324-01	DD10-8	11⅞"	8	1/2"
013336-02	DD9-7	9-15/16"	7⅞"	1/2"
026941-11	DD11-10A½	11"	10"	1/2"
008403-16	A12-12	13-3/16"	12⅝"	1"
013317-01	DD10-9	10⅞"	9½"	1/2"
008276-16	A15-15	15½"	15	1"
008360-12	A10-10	11⅞"	10⅞"	3/4"
015565-07	A12-12	13-3/16"	12⅝"	1/2"



SINGLE INLET BLOWER WHEELS



ROTATION IS DETERMINED AS VIEWED FROM THE CLOSED END. BLADE AT RIGHT IS CW.

DOUBLE INLET WHEEL CAN BE CONSTRUCTED BY PLACING A CCW AND A CW WHEEL BACK TO BACK.

Part No.	Rotation	Shaft	"D"	"L"
1-6038	CW	1/4"	3"	1⅞"
1-6039	CCW	1/4"	3"	1⅞"
1-6040	CCW	1/4"	3-13/16"	1⅞"
1-6041	CW	1/4"	3-13/16"	1⅞"
1-6042	CCW	5/16"	3-13/16"	1⅞"
1-6043	CW	5/16"	3-13/16"	1⅞"
1-6044	CW	5/16"	3-13/16"	2½"
1-6045	CCW	5/16"	3-13/16"	2½"
1-6114	CW	1/4"	3.84	1¼"
1-6113	CW	1/4"	3.81	1.03
1-6051	CCW	1/4	3.84	1¼"
1-6046	CCW	1/4"	4¼"	2"
1-6047	CCW	5/16"	4¼"	2"
1-6052	CCW	1/4"	4¼"	2.93
1-6048	CW	5/16"	4¾"	3"
1-6000	CCW	5/16"	4¾"	3"
1-6024	CW	5/16"	5¼"	2½"
1-6025	CCW	5/16"	5¼"	2½"
1-6053	CW	5/16"	5½"	3"
1-6054	CCW	5/16"	5½"	3"
1-6026	CCW	5/16"	5¼"	3"

Part No.	Rotation	Shaft	"D"	"L"
028957-45	CW	1/2"	6-5/16"	2-15/16"
028957-46	CCW	1/2"	6-5/16"	2-15/16"
028957-47	CW	1/2"	6-5/16"	3-7/16"
028957-48	CCW	1/2"	6-5/16"	3-7/16"
028957-49	CW	1/2"	6-5/16"	3-13/16"
028957-50	CCW	1/2"	6-5/16"	3-13/16"
028957-51	CW	1/2"	6-5/16"	4½"
028957-52	CCW	1/2"	6-5/16"	4½"
020491-15	CW	1/2"	7-7/16"	2½"
020491-42	CCW	1/2"	7-7/16"	2½"
020491-24	CW	1/2"	7-7/16"	3"
020491-25	CCW	1/2"	7-7/16"	3"
020491-37	CW	1/2"	7-7/16"	3½"
020491-20	CCW	1/2"	7-7/16"	3½"
020487-05	CW	1/2"	8½"	4"
020487-06	CCW	1/2"	8½"	4"
020487-38	CW	1/2"	8½"	4½"
020487-39	CCW	1/2"	8½"	4½"
020553-01	CW	1/2"	9-1/16"	4"
020553-03	CCW	1/2"	9-1/16"	4"
020553-02	CW	1/2"	9-1/16"	4½"
020553-04	CCW	1/2"	9-1/16"	4½"

HVAC

BLOWER PARTS

CARTRIDGE TYPE BEARINGS



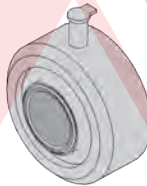
<u>Part No. (1 pr.)</u>	<u>Shaft Dia.</u>	<u>O.D.</u>
38-2091-01	3/4"	1-13/16
38-2272-01	3/4"	1-13/16
38-2090-01	1"	1-13/16

PILLOW BLOCK BEARINGS



<u>Part No. (1 pr.)</u>	<u>Shaft Dia.</u>
38-2204-01	5/8"
38-2086-01	3/4"
38-2087-01	1"
38-2093-01	1" heavy duty

LAU OIL TYPE BEARINGS



<u>Part No. (1 pr.)</u>	<u>Shaft Dia.</u>	<u>O.D.</u>
38-2404-01	5/8"	1-13/16
38-2442-01	3/4"	1-13/16
38-2442-02	1"	2½"

LAU OIL TYPE BEARINGS



<u>Part No. (1 pr.)</u>	<u>Shaft Dia.</u>	<u>O.D.</u>
38-2450-01	3/4"	1-27/32
38-2449-01	1"	1-27/32
38-2094-01	1" heavy duty	2½"

THRUST SPACER KIT



<u>Part No. (1 Kit)</u>	<u>Shaft Dia.</u>
38-2491-01	5/8"
38-2491-02	3/4"
38-2491-03	1"
38-2523-01	Motor Adj.

SEALED TYPE BEARINGS



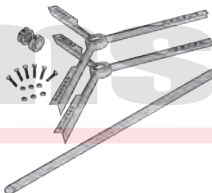
<u>Part No. (1 pr.)</u>	<u>Shaft Dia.</u>	<u>O.D.</u>
38-2443-01	5/8"	1-13/16
38-2443-02	3/4"	1-13/16
38-2443-03	1"	2½"

THRUST COLLAR KIT



<u>Part No. (1 Kit)</u>	<u>Shaft Dia.</u>
38-2431-01	5/8"
38-2206-01	3/4"
38-2207-01	1"

BEARING BRACKET KIT



<u>Part No. (1 Kit)</u>	<u>Shaft Dia.</u>
029175-01	3/4"
029176-01	1"
38-2699-01	One bracket only

SHAFTS

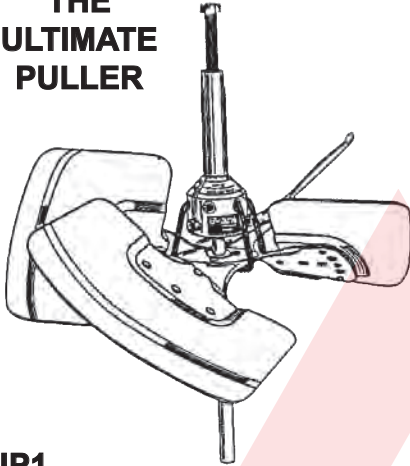


<u>Part No.</u>	<u>Dia.</u>	<u>Length</u>
38-2205-01	5/8"	20"
38-2096-01	3/4"	20"
38-2095-01	1"	25"
38-2492-01	1"	35"

BLOWER ACCESSORIES

BLADE SAVERS

THE
ULTIMATE
PULLER



UP1

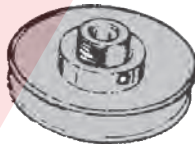


TF12 (A258)

The TF12 will remove the toughest fan blades.

MOTOR PULLEYS

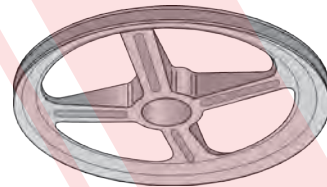
Variable pitch allows up to 30% speed variation with adjustment.



Part No.	Reference	Shaft Size	Diameter
PVP3412	270-069-01	1/2"	3 3/4"
PVP3458	270-072-01	5/8"	3 3/4"
PVP4012	-	1/2"	3 3/4"
PVP4412	270-089-17	1/2"	4"
PVP4458	270-089-12	5/8"	4"
PVP5058	-	5/8"	4 3/4"

BLOWER PULLEYS

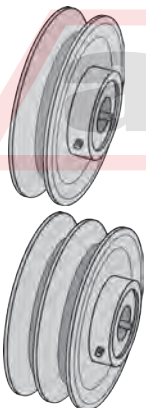
TRUE RUNNING STEEL PULLEYS
FOR
QUIET OPERATION.



Part No.	Shaft Size	Dia.
G078052217	5/8"	5"
G078052218	3/4"	5"
G078052265	5/8"	6"
G078052269	1"	6"
G078052483	5/8"	7"
G078052486	1"	7"
G078052533	5/8"	8"
G078052534	3/4"	8"
G078052536	1"	8"
G078052573	5/8"	9"
G078052574	3/4"	9"
G078052613	5/8"	10"
G078052706	1"	12"

VARIABLE SHEAVES

Fits 3L, 4L, 5L, A or B Belts



Part No.	Pitch Dia	Bore
SINGLE SHEAVE		
1VP34-78	3 1/8"	7/8"
1VP40-78	3 3/4"	7/8"
1VP44-118	4 7/8"	1 1/8"
1VP50-34	4 3/4"	3/4"
1VP50-78	4 3/4"	7/8"
1VP56-118	5 1/4"	1 1/8"
DOUBLE SHEAVE		
2VP50-78	4 3/4"	7/8"
2VP60-118	6"	1 1/8"

INDUSTRIAL V BELTS

"SET FREE" AUTO MATCH SYSTEM

ARMSTRONG HIGH QUALITY V-BELTS

• OIL RESISTANT

• HEAT RESISTANT

CROSS
SECTION



"3/8" SERIES ARMSTRONG V-BELTS

Part No.	Part No.	Part No.	Part No.	Part No.
3L150	3L250	3L350	3L450	3L550
3L160	3L260	3L360	3L460	3L560
3L170	3L270	3L370	3L470	3L570
3L180	3L280	3L380	3L480	3L580
3L190	3L290	3L390	3L490	3L590
3L200	3L300	3L400	3L500	3L600
3L210	3L310	3L410	3L510	3L610
3L220	3L320	3L420	3L520	3L740
3L230	3L330	3L430	3L530	
3L240	3L340	3L440	3L540	

"1/2" SERIES ARMSTRONG V-BELTS

"A" BELT 1/2" TOP X 5/16" THICK X 40° ANGLE

Part No.	Part No.	Part No.	Part No.	Part No.
4L170	4L330	4L490	4L650	4L810
4L180	4L340	4L500	4L660	4L820
4L190	4L350	4L510	4L670	4L830
4L200	4L360	4L520	4L680	4L840
4L210	4L370	4L530	4L690	4L860
4L220	4L380	4L540	4L700	4L880
4L230	4L390	4L550	4L710	4L900
4L240	4L400	4L560	4L720	4L920
4L250	4L410	4L570	4L730	4L940
4L260	4L420	4L580	4L740	4L950
4L270	4L430	4L590	4L750	4L960
4L280	4L440	4L600	4L760	4L980
4L290	4L450	4L610	4L770	
4L300	4L460	4L620	4L780	
4L310	4L470	4L630	4L790	
4L320	4L480	4L640	4L800	

"5/8" SERIES ARMSTRONG V-BELTS

"B" BELT 21/32" TOP X 13/32" THICK X 40° ANGLE

Part No.	Part No.	Part No.	Part No.	Part No.
5L230	5L390	5L550	5L710	5L870
5L240	5L400	5L560	5L720	5L880
5L250	5L410	5L570	5L730	5L890
5L260	5L420	5L580	5L740	5L900
5L270	5L430	5L590	5L750	5L910
5L280	5L440	5L600	5L760	5L920
5L290	5L450	5L610	5L770	5L930
5L300	5L460	5L620	5L780	5L940
5L310	5L470	5L630	5L790	5L950
5L320	5L480	5L640	5L800	5L960
5L330	5L490	5L650	5L810	5L970
5L340	5L500	5L660	5L820	5L980
5L350	5L510	5L670	5L830	5L990
5L360	5L520	5L680	5L840	5L1000
5L370	5L530	5L690	5L850	
5L380	5L540	5L700	5L860	

ACCULINK® ADJUSTABLE V-BELT

For temporary replacement or permanent substitution for conventional rubber V-belts. Same running HP rating as conventional rubber V-belts.

A-LINK-6 A-type belt 72"




SUBMERSIBLE & SUMP PUMPS

OUR MOST POPULAR 115 VOLT LITTLE GIANT SUBMERSIBLE PUMPS



COMPACT PUMP

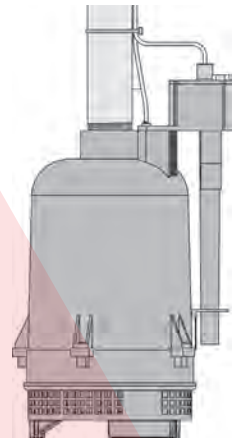


<u>Part No.</u>	<u>Cat. No.</u>	<u>Description</u>
P-AAA	523003	Corrosion Resistant 70GPH

Innovative Design Makes Other Basement Sump Pumps Obsolete!

Exclusive design provides ultimate protection against flooded basements caused by sump pump failure. IntelliSwitch™ has no moving parts to hang up or get clogged, virtually eliminating the possibility of failure.

- Upper and lower ball bearing motor
- Water cooled motor
- Low amp draw 4.5 amp @ 115Volts
- 40 GPM at 10 feet of TDH
- 475 Watts
- 13.80 lbs. weight
- Pump run light, high water alarm light & horn included.
- Dual shaft seals
- Non-corrosive construction
- Powerful 1/3 HP PSC Motor
- 1½" discharge size
- 10' Cord
- Certified UL/CSA



<u>Part No.</u>	<u>Cat. No.</u>	<u>Description</u>
TSW-SP	507700	Sump Pump

UTILITY PUMP

REMOVES WATER TO WITHIN 1/8" OF THE SURFACE

<u>Part No.</u>	<u>Cat. No.</u>	<u>Description</u>
5-MSP	505000	SUMP-TYPE PICK UP 1" DIS
RS-5	599008	AUTOMATIC AUX. SWITCH



TALL JOHN® VERTICAL SUMP/EFFLUENT PUMP

<u>Part No.</u>	<u>Cat. No.</u>	<u>Description</u>
VS-P2800	547151	1/3 hp Pedestal Sump Pump with 1/4" Solids Handling Capability



AUTOMATIC SUMP PUMP- COMPLETE WATER REMOVAL SYSTEM

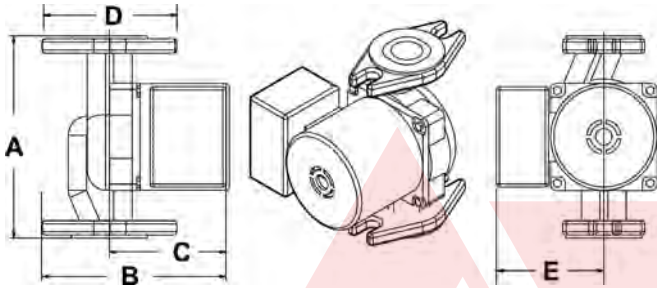
<u>Part No.</u>	<u>Cat. No.</u>	<u>Description</u>
6CIA	506158	SUMP PUMP W/SW
6-CIA-RFS	506171	SUMP PUMP W/FLOAT SW.
WRS-6	506055	SUMP SYSTEM W/TANK



MANY MODELS IN STOCK CALL TODAY FOR YOUR LITTLE GIANT PUMP APPLICATIONS.

ARMSTRONG CIRCULATOR PUMPS

WET ROTOR CIRCULATORS




Flow Range: 0 to 20 USgpm
 Head Range: 0 to 22 ft. (0 to 9.8 m)
 Motor: 115 V, single phase, 60 Hz
 Max. Fluid Temp.*: 230°F (110°C)
 Max. Working Pressure: 150 psi

Materials of Construction

Pump Body:
 Cast Iron (closed systems),
 Bronze (open systems)
Impeller: Polypropylene (Glass Filled)
Shaft: Stainless Steel
Bearings: Graphite
Gasket Material: EPDM

Part No.	Speed	HP	Amp	A	B	C	D	E	Weight
Three Speed • Bronze									
Astro50B-3	3		0.90						
	2	1/20	0.76	6 ³ / ₈ "	7 ¹ / ₈ "	5 ¹ / ₈ "	4"	3 ³ / ₈ "	7.4 Lb.
	1		0.52						
Three Speed • Cast Iron									
Astro30-3	3		0.68						
	2	1/25	0.58	6 ³ / ₈ "	7 ¹ / ₈ "	5 ¹ / ₈ "	4"	3 ³ / ₈ "	6.5 Lb.
	1		0.40						
Astro50-3	3		0.90						
	2	1/20	0.76	6 ³ / ₈ "	7 ¹ / ₈ "	5 ¹ / ₈ "	4"	3 ³ / ₈ "	6.8 Lb.
	1		0.52						



GOLD SERIES -

PUMP LESS VOLUTE KIT

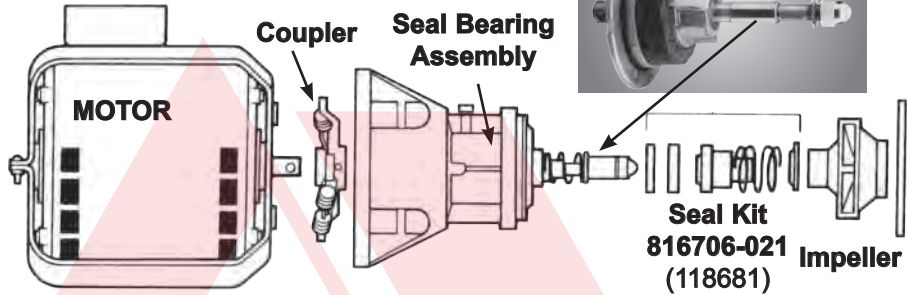
Universal SBA sealed bearing assemblies: Significantly reduce spare parts requirements.
One-size-fits-all bearing module: Allows repair of any model with only one module design.
Circular oil wick: Provides superior lubrication for cooler running and longer life.
Viton mechanical seal: Provides increase life expectancy for high temperature application.
Noryl non-ferrous impeller: Designed for both hydronic and potable water applications.

Part No.	HP	Power	B&G	Taco	Armstrong
S-25LV	1/12	115V 1-P	100	RPK-A-100	S-25
H-32LV	1/6	115V 1-P	HV or 2"	RPK-B-101	H-32, S-35
H-41LV	1/6	115V 1-P	PR	RPK-C-100	H-41
S-45LV	1/4	115V 1-P	2 1/2 or LD3	RPK-C-101	S-45
S-46LV	1/3	115V 1-P	HD3	RPK-C-102	S-46
H-51LV	1/4	115V 1-P	60-11 (604S)	RPK-D-102	H-51, 1B
H-52LV	1/3	115V 1-P	60-2	RPK-D-103	H-52, 1 1/4B
H-53LV	1/2	115/230 1P	60-13 (608S)	RPK-D-104/204	H-53, 1 1/2B
H-54LV	3/4	208-230/460	PD37S, 60-14	RPK-D-101/201	H-54, S-57, 2B
S-55LV	1/2	3-Phase	PD35S	RPK-D-100/200	S-55

CIRCULATOR PUMP PARTS

The Armstrong Universal Seal Bearing Assembly contains an interchangeable module that includes a pump shaft, sleeve bearing, copper sleeve and donut wicking system (see photo). With as few as five types of seal bearing assemblies on hand, more than 100 different Armstrong and B&G pump models can be converted to this module program during routine maintenance. Once the conversion is made, future maintenance will normally require replacement of the module only. Since all of the Armstrong seal bearing assemblies listed in the chart below accept the same module, extensive and costly parts inventories are not required.

Interchangeable Pump Shaft Bearing Module 816999-041



Model		Motor		Coupler		Seal Bearing Assm.	
B&G	Armstrong	B&G	Armstrong	B&G	Armstrong	B&G	Armstrong
75 to 150	S-25	111034	805316-010			118844	810119-001
2 & HV	H-32 & S-35	111031, 36	817025-001	189110 118705	806026-001	189034	
1 PR	H-41	111031, 36	817025-001			189100, 810119-003	
2-1/2 & LD3	S-45	111040	817025-007			02, 03	
HD3	S-46	111042	817025-013			189105,	
PD-35	S-55	111044 1-P	811757-001	1/2 x 5/8		189106, 816027-002	
PD-35	S-55	111046 3-P	831011-083	118709	806137-001		
PD-37	S-57	111047 1-P	811757-002	118708	806140-001		
PD-37	S-57	111049 3-P	831012-083	1/2 x 3/4			
60-1 & 60-11	H-51	111040	816141-001				
60-2	H-52	169038	816141-002	118473	807436-001	186863, 816032-000	
60-3 & 60-13	H-53	111044 1-P	811757-001			186864	
60-3 & 60-13	H-53	111046 3-P	831012-083	118709			
60-4 & 60-14	H-54	111047 1-P	811757-002	1/2 x 5/8	806137-001		
60-4 & 60-14	H-54	111049 3-P	831012-083				

Model		Impeller Bronze		Impeller Steel		Impeller Noryl	
B&G	Armstrong	B&G	Armstrong	B&G	Armstrong	B&G	Armstrong
75 to 150	S-25	118431	812961-041	118840	812961-011	189132	812961-111
2 & HV	H-32 & S-35	118436	816322-041	118668	816322-011	N/A	816322-111
2-1/2 & LD3	S-45	118440	816305-058	118676	816305-028	N/A	816305-328
HD3	S-46	118439	816305-055	118675	816305-025	N/A	816305-328
1 PR	H-41	118612	816301-055	118830	816301-025	N/A	816301-325
D-35	S-55	118627	816304-051	118630	816304-021	N/A	816304-321
PD-37	S-57	118626	816304-047	-		N/A	816304-317
60-1 & 60-11	H-51	186359	816302-049	186441	816302-019	N/A	816302-319
60-2	H-52	186359	816302-047	186441	816302-017	N/A	816302-317
60-3 & 60-13	H-53	186368	816303-047	P61010	816303-017	N/A	816303-317
60-4 & 60-14	H-54	118626	816304-047	118629	816304-017	N/A	816304-317

CONDENSATE REMOVAL

GOLIATH STRUCTURAL SUPPORT FOR FURNACE OR AIR HANDLER

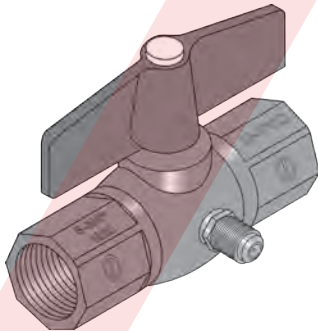


Designed specifically for the unique needs of a furnace installation. With 7" of clearance, the Goliath Furnace pan allows ample room for piping that needs to run below the furnace unit. Pans meet or exceed all international product building codes and are UL approved. DexElar® material is UL-94 5VA and ASTM E-84-05 compliant.



Part No.	W	L	Installation
AGG28X57	28"	57"	Horizontal
AGG28X69	28"	69"	Horizontal
AGGF34X64	34"	64"	Horizontal
AGGF34X79	34"	79"	Horizontal
AGGF30X36	30"	36"	Vertical
AG-4200	1 Required Each Pan		Float Switch & (16) Vibration Isolators

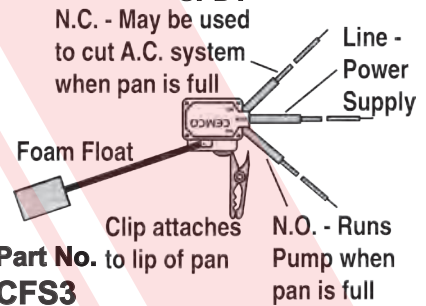
Jones Valve Condensate Drain Blow Out Valve



- Durable, Schedule 40 PVC material
- Condensate line size: 3/4"
- Hose connection size: 1/4" male flare (with Schrader)

JV1

CONDENSATE FLOAT SWITCH-SPDT



Part No. CFS3

HEATED CONDENSATE PANS

FOR AIR CONDITIONERS, VENDING MACHINES, COMMERCIAL REFRIGERATORS

- CAST ALUMINUM • COMES COMPLETE WITH 4 MOUNTING LEGS • LONG LIFE HEATING ELEMENT



Part No.	Evaporation				Watts	Size	Body Type
	Voltage	Rate	Capacity	Watts			
30-OS	120	8 oz/hr	38 oz.	160	10 x 4 x 2 $\frac{5}{8}$	Cast Alum	
31	120	6 oz/hr	50 oz.	160	10 x 4 $\frac{1}{2}$ x 3 $\frac{3}{8}$	Cast Alum	
75	120	14 oz/hr	75 oz.	320	10 x 9 x 2 $\frac{3}{4}$	Cast Alum	
70	120	6 oz/hr	50 oz.	300	12 $\frac{1}{4}$ x 4 $\frac{3}{4}$ x 3	Cast Alum	

COMMERCIAL REFRIGERATION CONDENSATE STAINLESS EVAPORATOR PANS

For applications where no drain pan is available. Includes Hi-limit safety & float switch

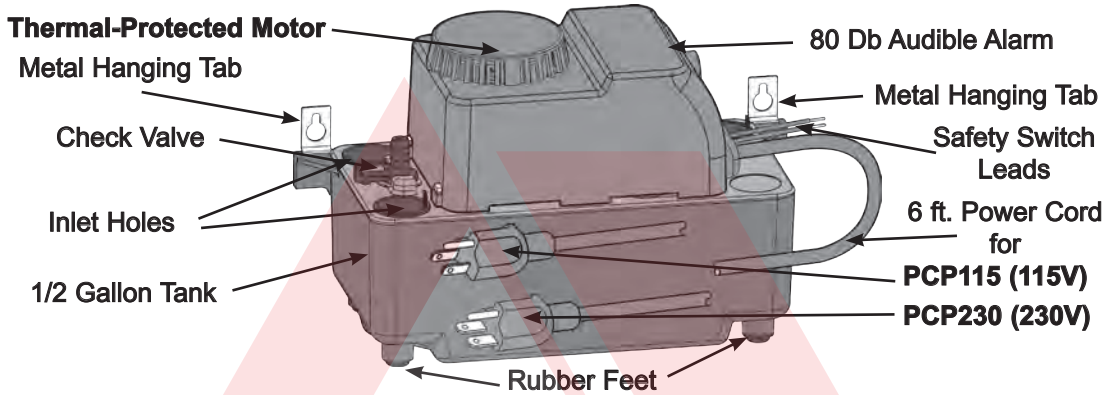


Part No.	@120 V				L x W x H	Dissipation Rate/Day
	Capacity	Watts	Amps	Watts		
CP801	1 $\frac{1}{4}$ qt.	400	3.3	10" x 7" x 2 $\frac{1}{2}$ "	3	
CP802	2 $\frac{1}{2}$ qt.	800	6.6	13" x 7" x 2 $\frac{1}{2}$ "	6	
CP804	4 $\frac{1}{2}$ qt.	1000	8.34	13" x 7" x 4"	10	
CP804HD	7 $\frac{1}{2}$ qt.	1000	8.34	13" x 7" x 4"	6	

CONDENSATE PUMP

CONDENSATE PUMP WITH AUDIBLE ALARM MAXIMUM WORK LIFT 20 GPH TO 20 FT.

Top Snaps Off for Tank Inspection

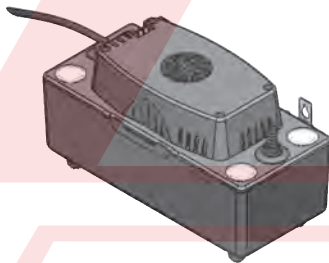


Part No.	Volts	Amps	HP @20'
PCP115	115	1.5	1/10
PCP230	230	0.8	1/10

Parts
Connect®

Flow rate capacity (GPH):

	1 ft	5 ft	10 ft	15 ft	20 ft	22 ft	24 ft
PCP115	99	87	69	48	20	10	0
PCP230	96	83	64	42	12	2	0



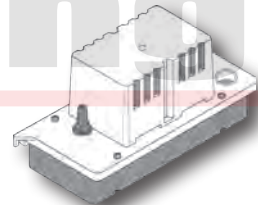
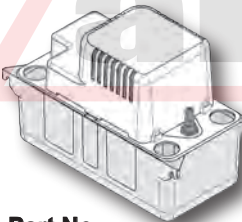
CP-22 CONDENSATE PUMP

Designed for use with condensate from condensing boilers and high efficiency condensing furnaces.

- 22 ft. of lift
- Pan pill dispenser
- Vibration dampening feet and motor mounts
- Easy to understand indicator display
- Float switch
- Check Valve
- 1/4" quick connect terminals
- Built in overflow switch
- 120V

LITTLE GIANT CONDENSATE PUMPS

Vertical type pumping unit, with high impact polystyrene tank, ABS motor and tank covers, volute and impeller. Thermally protected. Stainless steel shaft. Snap action switch, 6' cord with 115 volt plug. Includes check valve with 3/8" O.D. discharge.



Part No.	Max Head	Gal. per Hour					Aux. Safety Switch	Amps	Volts	H	L	W
		1'	5'	10'	15'	20'						
554405 (VCMA-15ULS)	15	65	50	30	-	YES	1.0	115	7	9¼	4½	
554425 (VCMA-20ULS)	20	80	70	45	25	YES	1.5	115	7	9¼	4½	
554200 (VCC-20ULS)	20	80	70	45	25	YES	1.5	115	5½	12	5	

CONDENSATE PRODUCTS

Parts
Connect®

FLOOD DETECTOR WITH AUDIBLE ALARM



A solid state device designed to detect the presence of condensate water overflow. Upon sensing moisture, the audible alarm will sound, and will turn the system off to help prevent damage to carpets, walls, woodwork, ceilings and other property. The area to be monitored can be enlarged by connecting one or more FD1 Flood Detectors in series.

FD1

PRIMARY PAN SENSOR with TIME DELAY

Primary pan sensor is mounted directly in the auxiliary drain port of the primary drain pan. The bonus secondary sensor can be installed either vertically or horizontally & features a water detection LED. For a vertical application, the bonus secondary sensor can be mounted on the side of the unit. For a horizontal application, the bonus secondary sensor can be installed directly in the metal or plastic secondary drain pan, which allows both sensors to continuously monitor any condensate overflow in both the primary and secondary drain pans – two sensors in one. If any condensate overflow is detected in either drain pan, the sensor(s) will automatically shut off the system and activate an optional alarm.



AG3150E

INLINE WATER SENSOR FOR PRIMARY DRAIN LINE AND SECONDARY DRAIN PAN



Electronic water sensor designed for use on the primary drain line and is integrated with an access port for clearing and removing clog causing debris. The water sensor has no moving parts and the unique design of the insulated housing allows

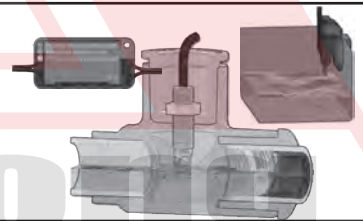
the application of chemicals to clean the drain without any worry of retrograde backflow into the HVAC unit.

AG2550E

SAFE-T-SWITCH ELECTRONIC PROBE SENSOR

Low power consuming, state-of-the-art microelectronics. Can be installed horizontally or vertically, inline or on the primary pan's auxiliary drain outlet by using the included 3/4" adapter, bushing and cap. An additional sensor can be installed in the auxiliary drain pan. No moving parts.


SS103E



SAFE-T-SWITCH CONDENSATE OVERFLOW SWITCH

Inline, low voltage condensate overflow shutoff switch. Installs vertically or horizontally in primary drain or can be plugged on auxiliary pans.

Smaller, L-Shaped switch installs on auxiliary pan outlets and requires no plug. Installs easily in tight spaces and catches clogs in primary pan outlet nipples.



Pre-wired with 4-foot 18 AWG wires.

SS1

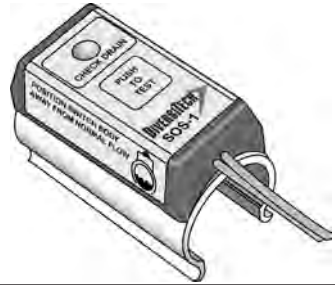
SS2



CONDENSATE PRODUCTS

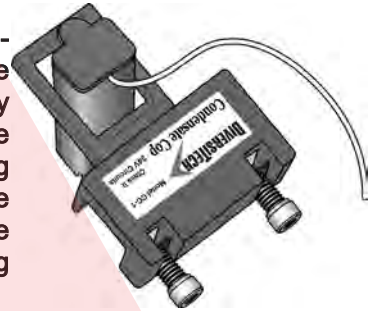
SAFETY OVERFLOW SWITCH (SOS™)

Designed for use on 3/4" PVC condensate drain line. Snaps easily over existing drain line tubing and can be glued in place using PVC cement if desired. Works by electronically sensing water near the inside wall of the PVC drain tubing. By locating the SOS with its body away from the normal flow it can be used to detect a possible overflow condition when the PVC drain line becomes full with water. **SOS-1 Safety Overflow Switch**




CONDENSATE COP™

Unique clamp on float switch intended for HVAC drain pan installation. Features a large over clamping area that fits easily over the edge of all types of drain pans. A separate float/probe assembly swivels to accommodate drain pans having sloped sides. The probe features an inlet grill which prevents the float from being blocked or damaged by insulation or other debris. Sealed inside the probe is a magnetically actuated normally closed switch. The switch opens when rising water presents a potential flooding condition. **CC-1 Drain Pan Switch**



DRAIN PAN TABS



Rapid Release Treatments

- Lowest cost per tablet
- Shortest time between dosing
- No corrosive vapors safe for computer rooms
- 3 tabs for 3 tons each month

PT200

Premium Drain Pan Treatment

- EPA Registered • Fast Acting
- Kills algae - eliminates odors
- No corrosive vapors safe for computer rooms
- 1 tab for 3 tons each month

PT151



PRO-TREAT® PAN STRIPS

Kill odor causing bacteria and last up to 6 months. Control foul-smelling odors caused by mildew, fungi, bacteria, algae, and slime. For use in hotels, schools, colleges, hospitals, nursing homes, airports, and many other locations.

Part No.	Rated Equipment	Strips/Pack
PS075	Up to 3/4 ton	10
PS01	1 to 2 ton	10
PS03	3 to 5 ton	6
PS07	7 to 12 ton	2
PS20	20 to 25 ton	1
PS40	40 to 50 ton	1



HVAC



THE GALLO GUN


The Gallo Gun is a lightweight (3 oz.) portable tool designed to blow out condensate drain lines instantly. Simply insert the CO₂ cartridge into the Gallo Gun. SWOOSH, with the push of the trigger, 800 psi of oil free food grade air clears the line.

Part No.	Description
GG-1	Gallo Gun
GGC-6	6 CO ₂ Cartridges

GRILLES & REGISTERS

Standard Floor Register Damper Assembly (no screw holes)

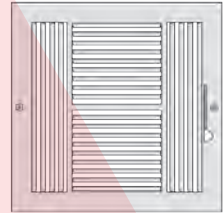
- Steel construction
- Ideal for perimeter heating and cooling applications
- Ideal for manufactured or mobile home applications
- Heavy gauge rolled fins provide smooth surface
- Multi-angle fin setting
- Foot operated dial control for opposed blade damper
- Standard Brown finish
 - Optional White finish



<u>Size</u>	<u>Case</u>	<u>Brown Part No.</u>	<u>White Part No.</u>
2" x 10"	20	1510D-2X10B	1510D-2X10W
2" x 12"	20	1510D-2X12B	1510D-2X12W
2" x 14"	20	1510D-2X14B	1510D-2X14W
4" x 10"	20	1510D-4X10B	1510D-4X10W
4" x 12"	20	1510D-4X12B	1510D-4X12W
4" x 14"	20	1510D-4X14B	
6" x 14"	20	1510D-6X14B	

SIDEWALL CEILING SUPPLY REGISTER

- Steel construction
- Sidewall or ceiling application
- 1/2" fin spacing
- Easy operating multi-louver damper
- Powder coated white finish
- Riveted Damper



<u>Size</u>	<u>Case</u>	<u>2-Way Part No.</u>	<u>4-Way Part No.</u>	<u>Case</u>
10" x 4"	30	102M-10X4W	-	
12" x 4"	30	102M-12X4W	-	
14" x 4"	30	102M-14X4W	-	
6" x 6"			104M-6X6W	20
10" x 6"	20	102M-10X6W	-	
12" x 6"	20	102M-12X6W		
14" x 6"	20	102M-14X6W		
8" x 8"			104M-8X8W	20
10" X 10"			104M-10X10W	10
12" X 12"			104M-12X12W	10

ROUND CEILING DIFFUSER

- Steel Construction
- White Finish

<u>Size</u>	<u>Part No.</u>	<u>Cones</u>	<u>Case</u>
6"	900S-6W	4	20
8"	900S-8W	5	20
10"	900S-10W	6	10
12"	900S-12W	7	10




GRILLES & REGISTERS

RETURN AIR GRILLE

- Steel construction
- Designed for flush installation
- 1/2" fin spacing
- Fixed fins at 50° angle
- Standard White finish

MANY OTHER SIZES
ARE AVAILABLE



Size	Part No.	Case
10" X 6"	1400-10X6W	10
10" X 10"	1400-10X10W	10
12" X 10"	1400-12X10W	10
12" X 12"	1400-12X12W	10
14" X 6"	1400-14X6W	5
14" X 8"	1400-14X8W	5
14" X 10"	1400-14X10W	5
14" X 12"	1400-14X12W	5
14" X 14"	1400-14X14W	5
16" X 8"	1400-16X8W	10
16" X 10"	1400-16X10W	10
20" X 6"	1400-20X6W	10
20" X 8"	1400-20X8W	10

Size	Part No.	Case
20" X 10"	1400-20X10W	10
20" X 12"	1400-20X12W	10
20" X 14"	1400-20X14W	5
20" X 16"	1400-20X16W	5
20" X 20"	1400-20X20W	5
24" X 6"	1400-24X6W	10
24" X 12"	1400-24X12W	10
24" X 14"	1400-24X14W	5
30" X 6"	1400-30X6W	10
30" X 10"	1400-30X10W	10
30" X 12"	1400-30X12W	5
30" X 14"	1400-30X14W	5
30" X 20"	1400-30X20W	5

RETURN FILTER GRILLE

- Steel construction
- 1/2" fin spacing
- Standard White finish
- Designed for flush installation
- Removable face for ease of installation
- Uses standard 1" filter (not included)




Size	Part No.
20" X 14"	1410F-20X14W
20" X 16"	1410F-20X16W
20" X 20"	1410F-20X20W
24" X 24"	1410F-24X24W
25" X 14"	1410F-25X14W

Size	Part No.
25" X 16"	1410F-25X16W
25" X 20"	1410F-25X20W
30" X 20"	1410F-30X20W

SINGLE DEFLECTION SIDEWALL SUPPLY

- Vertical vane design used for side deflection
- Individually adjustable vanes
- Damper blades are lever operated
- Steel
- Multi-louver damper blades
- Standard White finish



HVAC

Size	Part No.	Case
6" X 6"	4000SVM-6X6W	10
8" X 8"	4000SVM-8X8W	10
10" X 4"	4000SVM-10X4W	10
10" X 6"	4000SVM-10X6W	10
10" X 10"	4000SVM-10X10W	10
12" X 4"	4000SVM-12X4W	10
12" X 6"	4000SVM-12X6W	10
12" X 8"	4000SVM-12X8W	10

Size	Part No.	Case
12" X 10"	4000SVM-12X10W	10
12" X 12"	4000SVM-12X12W	10
14" X 4"	4000SVM-14X4W	10
14" X 8"	4000SVM-14X8W	10
14" X 10"	4000SVM-14X10W	10
16" X 8"	4000SVM-16X8W	10
24" X 6"	4000SVM-24X6W	5

RAC, PORTABLES & DEHUMIDIFIERS



ENERGY STAR RAC

<u>Model No.</u>	<u>BTU</u>	<u>EER</u>	<u>Volts</u>	<u>Height</u>	<u>W</u>
Fixed Chassis • Window Width 23" - 36"					
AKW08CR4	8000	11.3	115	12 ⁵ / ₈ "	19 ¹ / ₈ "
AKW10CR4	10000	11.3	115	14 ³ / ₄ "	19 ¹ / ₁₆ "
AKW12CR4	12000	11.3	115	14 ³ / ₄ "	19 ¹ / ₁₆ "
Slide Out Chassis • Window Width 26¹/₂" - 40¹/₂"					
AKW15CR4	15000	10.7	115	17 ¹ / ₈ "	23 ⁵ / ₈ "
AKW18CR4-2	18000	10.7	208/230	17 ¹ / ₈ "	23 ⁵ / ₈ "
Slide Out Chassis • Window Width 31" - 42"					
AKW25CR4-2	25000	9.4	208/230	18 ¹ / ₂ "	26 ⁹ / ₁₆ "
NON ENERGY STAR RAC					
AKW28CR4-2	28000	8.5	208/230	18 ¹ / ₂ "	26 ⁹ / ₁₆ "

THROUGH THE WALL RAC

<u>Model No.</u>	<u>BTU</u>	<u>EER</u>	<u>Volts</u>	<u>Height</u>	<u>W</u>
Fixed Chassis • Golden Fin					
AKTW12CR4-2	12000	9.8	208/230	14 ¹ / ₂ "	24 ¹ / ₁₆ "
AKTW12ER4-2	12000/ 10600	9.0	208/230	14 ¹ / ₂ "	24 ¹ / ₁₆ "
AKTW14CR4-2	14000	8.5	208/230	14 ¹ / ₂ "	24 ¹ / ₁₆ "
AKTW14ER4-2	14000/ 10600	8.5	208/230	14 ¹ / ₂ "	24 ¹ / ₁₆ "

WALL SLEEVE (Required for Installation)

Wall Opening: 15³/₄" Min. Height
26⁹/₁₆" Min. Width



<u>Capacity</u> <u>BTUs/Hr.</u>	<u>Area</u> <u>(Sq. Ft.)</u>
5,000	100 - 150
8,000	300 - 350
10,000	400 - 450
12,000	450 - 500
14,000	550 - 700
18,000	700 - 1000
24,000	1400 - 1500



ENERGY STAR PORTABLE RAC

<u>Model No.</u>	<u>BTU</u>	<u>EER</u>	<u>Volts</u>
AKP08CR4	8000	8.9	115
AKP10CR4	10000	8.9	115
AKPD12CR4	12000	8.9	115
AKPD12ER4	12000/ 11000	8.9	115



DEHUMIDIFIER

<u>Model No.</u>	<u>PINTS</u>	<u>EEV</u>	<u>Volts</u>
AKDH-30PT4	30	1.85	115
AKDH-50PT4	50	1.85	115
AKDH-70PT4	70	1.85	115

AIR CONDITIONER FILTERS & COVERS



PURACLEAN™
Filter Spray

Improves Air Quality

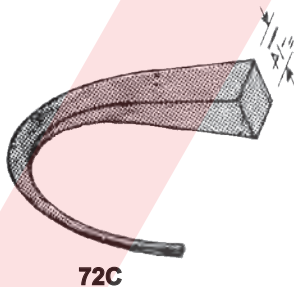
- Makes an Ordinary Filter Into an Electrostatic Filter
- Excellent for High and Medium Velocity Equipment
- Improves MERV rating up to 65%
- Ozone Safe
- Patent Pending

When sprayed on typical disposable filters, PURACLEAN™ Filter Spray demonstrates an increase of up to 300% in particle capture. In ASHRAE 52.2 testing, the MERV rating of non-electrostatic filters improved by as much as 65%. PURACLEAN'S technology obtains these dramatic results by converting non-electrostatic surfaces into electrostatic surfaces. A more efficient filter also means the evaporator coil will stay cleaner, which translates into improved energy efficiency, and improved cooling capacity.

QT2700


AIR SEALER STRIPS

- Made of gray polyurethane
- Will not harden or crack
- Made to seal around the air conditioner



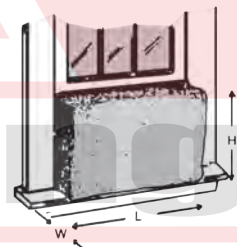
ALL FILTERS SIZES ARE 15" X 24" X 1/4"

Part No.	Description
KK500R	Bagged Foam
FF1524B	Bulk Foam
KK1000	Bagged Foam Plastic Frame
RYM1524A	Bagged Aluminum Foil



INDOOR/OUTDOOR AIR CONDITIONER COVERS STOPS COLD, DRAFTS AND DIRT

- Unique design with Dual Fasteners Hold tight under severe conditions
- Saves Energy - Stops Drafts
- Heavy duty Vinyl
- Fleece Interior
- Protects Air Conditioner
- Fits most units.



Part No.	Description	Size
A	Indoor/Outdoor	16"x 26"x 4" deep
AA	Indoor/Outdoor	15"x 22"x 3" deep
B	(B+4) Indoor/Outdoor	17"x 27"x 4" deep
B+8	Indoor/Outdoor	17"x 27"x 8" deep
C	Outdoor	28"w x 18"h x 18" deep
D	Outdoor	21"w x 14"h x 14" deep
E	Outdoor	24"w x 15"h x 15" deep
FF	Outdoor	15"w x 21"h x 15" deep

**INDOOR/OUTDOOR
AIR CONDITIONER COVER**
*Quality Thru-The Wall/
Window
Air Conditioner Covers*

AIR CONDITIONING




Advanced Distributor Products®

COIL "A" COIL UPFLOW

- Antimicrobial Additive Resists Mold and Mildew Growth
- High Temperature Polymer UV Resistant Pan
- External Mounted Florator Metering Device
- Foil Faced Insulation • Rifled Tubing
- Left & Right Hand Service Available
- The Fitting Access Direction is Indicated with L or R at end of the Part Number
- Enhanced Fin Design • Five (5) Year Warranty

R410A 13 SEER COMPATIBLE EVAPORATORS (PISTON) COPPER 13 SEER UNCASED

BTU	Left Model	Right Model	W	D	H
24,000	13U24-4L	13U24-4R	13"	19½"	11"
30,000	13U30-4L	13U30-4R	13"	19½"	13"
36,000	13U36-4L	13U36-4R	14"	19½"	15"
42,000	13U42-4L	13U42-4R	15½"	19½"	19"
48,000	13U48-4L	13U48-4R	17"	19½"	21"
60,000	13U60-4L	13U60-4R	20"	19½"	25"



ALUMINUM 13 SEER UNCASED

BTU	Left Model	Right Model	W	D	H
24,000	A13U24-4L	A13U24-4R	13"	19½"	11"
30,000	A13U30-4L	A13U30-4R	13"	19½"	13"
36,000	A13U36-4L	A13U36-4R	14"	19½"	15"
42,000	A13U42-4L	A13U42-4R	15½"	19½"	19"
48,000	A13U48-4L	A13U48-4R	17"	19½"	21"
60,000	A13U60-4L	A13U60-4R	20"	19½"	25"

COPPER 13 SEER CASED

BTU	Left Model	Right Model	W	D	H
24,000	13C24A-4L	13C24A-4R	14½"	20½"	16½"
30,000	13C30B-4L	13C30B-4R	17½"	20½"	16½"
36,000	13C36B-4L	13C36B-4R	17½"	20½"	16½"
42,000	13C42C-4L	13C42C-4R	21"	20½"	20½"
48,000	13C48C-4L	13C48C-4R	21"	20½"	22½"
60,000	13C60D-4L	13C60D-4R	24½"	20½"	25½"



ALUMINUM 13 SEER CASED

BTU	Left Model	Right Model	W	D	H
24,000	A13C24A-4L	A13C24A-4R	14½"	20½"	16½"
30,000	A13C30B-4L	A13C30B-4R	17½"	20½"	16½"
36,000	A13C36B-4L	A13C36B-4R	17½"	20½"	16½"
42,000	A13C42C-4L	A13C42C-4R	21"	20½"	20½"
48,000	A13C48C-4L	A13C48C-4R	21"	20½"	22½"
60,000	A13C60D-4L	A13C60D-4R	24½"	20½"	25½"

AIR CONDITIONING

14 SEER CASED COPPER "A" COIL UPFLOW



Advanced Distributor Products®

R410A Ready • R22 Compatible

- Antimicrobial Additive Resists Mold and Mildew Growth
- High Temperature Polymer UV Resistant Pan
- External Mounted Florator Metering Device
- Foil Faced Insulation • Rifled Tubing
- Left & Right Hand Service Available
- Enhanced Fin Design • Five (5) Year Warranty

BTU	Left No.	Right No.	W	D	H
24,000	14C24A-4L	14C24A-4R	14½"	20½"	16½"
36,000	14C36A-4L	14C36A-4R	14½"	20½"	20½"
36,000	14C36B-4L	14C36B-4R	17½"	20½"	20½"
48,000	14C48B-4L	14C48B-4R	17½"	20½"	25½"
48,000	14C48C-4L	14C48C-4R	21"	20½"	25½"
60,000	14C60C-4L	14C60C-4R	21"	20½"	27½"
60,000	14C60D-4L	14C60D-4R	24½"	20½"	27½"



13 SEER COPPER HORIZONTAL COILS

Side refrigerant service, bi-flow airflow, dual drains on either side with R-410A Piston and threaded TXV access port • R22 Compatible

- Rifled copper tubing. • Short cabinet with easy access. • Lanced fin design.
- Dual 3/4" FPT condensate drains on front and back of coil allows flexibility of placement to accommodate left or right airflow furnaces.
- Refrigerant connections are 3/8" ODF liquid and 7/8" ODF suction.
- Non-captive panels allow access to inside of cabinet without the need to cut refrigerant lines.
- Side panel with only six screws for fast and easy coil access



BTU	Model No.	W	D	H	Piston
24,000	13H24S14	14¼"	21½"	21½"	53
36,000	13H36S14	14¼"	21½"	26½"	67
36,000	13H36S17	17½"	21½"	26½"	67
48,000	13H48S17	17½"	21½"	26½"	76
48,000	13H48S21	21"	21½"	26½"	76
60,000	13H60S21	21"	21½"	26½"	93
60,000	13H60S24	24½"	21½"	26½"	93


EVAPORATOR COILS FOR MANUFACTURED HOUSING

- Sloped drain pan for lower water retention
- 5 year warranty on "MH" series coils
- Downflow drip shields are molded into drain pan
- Down-turned headers for easy lineset adaption
- R410A orifice factory installed. R22 compatible

13 SEER STEEL

Dimensions

Tonnage	Model No.	W	D	H
2.5 - 3	MH36	18	19½"	15
3.5 - 5	MH60	18	19½"	19



HVAC

AIR CONDITIONING

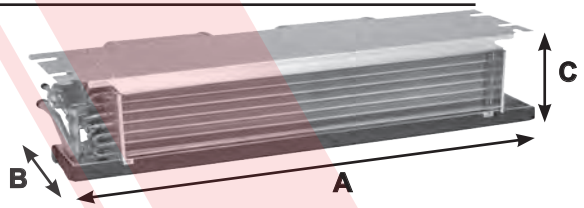
FUR DOWN COILS

R410A Ready • R22 Compatible

Airflow (CFM) vs.
External Static Pressure
(inches W.C.)

Model	Heat	A	B	C	2 Speed PSC		Blower				
					0.1	0.2	0.3	0.4	0.5		
AH18FDNH	NA	37"	19.5"	10.5"	Low	610	536	468	392	316	
AH18FD05	5kw				High	680	607	532	456	368	
AH23FDNH	NA	37"	19.5"	10.5"	Low	846	777	702	627	546	
AH23FD05	5kw				High	902	830	755	667	589	
AH24FDNH	NA	43"	20.5"	10.5"	Low	833	781	725	658	580	
AH24FD05	5kw				High	1039	976	903	825	728	
AH30FDNH	NA	49"	20.5"	10.5"	Low	839	771	706	644	553	
AH30FD08	8kw				High	1050	975	900	820	744	

AH**FNDH - fur down AH with no heat
 AH***05 - 5kw heat with pull disconnect
 AH***08 - 8kw heat with pull disconnect



DEDICATED DOWNFLOW Premier Evaporator Coil

- High efficiency lanced fin design
- "No-hassle" 5 year warranty.
- R-22, R-410A, AC & Heat Pump compatible.
- Threaded expansion valves available factory installed or as a field installed kit.
- Microban® antimicrobial additive to inhibit the growth of mold & mildew in the drain pan.
- UV resistant drain pans are molded of high temperature (450 deg. F) engineered polymer.
- Copper refrigerant connections for easy brazing
- Cased coil cabinets are fully lined with 5/8" foil faced insulation.
- Non-captive refrigerant lines with long stubs make for easy installation.
- Enhanced refrigerant pipe grommets: secure, tight, and easy to install.

Model	Tons	A	B	C	CFM
DD24C14	2	14.5"	26.5"	18"	1200
DD36C17	3	17.5"	26.5"	18"	1200
DD42C17	3½	17.5"	26.5"	23.5"	1600
DD48C21	4	21"	26.5"	23.5"	1600
DD60C21	4	21"	26.5"	27.5"	2000



AIR CONDITIONING

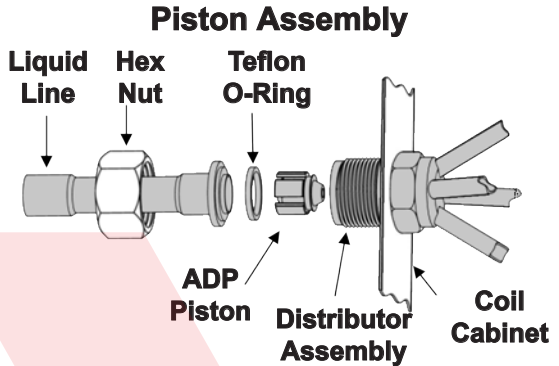


Advanced Distributor Products®

FIELD INSTALLED METERING DEVICES

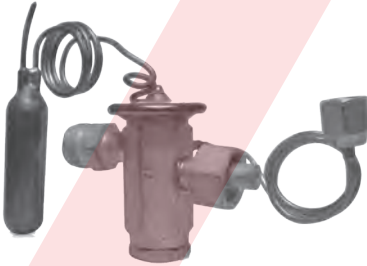
FLORATOR PISTONS

Part No.	R-22 Piston		R-410A Piston	
	Size	BTUs	Size	BTUs
HC041	41	12K	41	12K
HC053	53	18K	53	24K
HC059	59	24K	59	30K
HC067	67	30K	67	36K
HC073	73	36K	73	42K
HC076	-	-	76	48K
HC080	80	42K	-	-
HC084	84	48K	-	-
HC093	93	60K	93	60K
HC049	-	-	49	18K



Part No.	Description
17679500	Liquid Line Stub
76706100	Teflon O-Ring Seal

Thermal Expansion Valves TXV A/C Non-Bleed



Part No.	Description	Refrigerant	Models
65616201	HP-A/C TXV	R-22	18 - 36
65616202	HP-A/C TXV	R-22	42 - 60
65616601	HP-A/C TXV	R-410A	18 - 36
65616602	HP-A/C TXV	R-410A	42 - 60
99167501	A/C TXV	R-22	18 - 36
99167502	A/C TXV	R-22	42 - 60
65026401	A/C TXV	R-410A	18 - 36
65026400	A/C TXV	R-410A	42 - 60




Advanced Distributor Products®

HealthySolutions® Antimicrobial - Drain Pans

Microban®, a recognized consumer brand antimicrobial additive, inhibits the growth of mold and mildew on the drain pan.

Green & red drain pan plugs to identify primary vs. secondary




Part No.	Width	Used On
Vertical & Multi-Position A-Coils		
76793700	17"	2 & 3 Row Coils
76793800	20"	2 & 3 Row Coils
76700933	18"	Mobile Home E Slabs
76700934	19 ⁵ / ₈ "	Mobile Home W Slabs
Dedicated Horizontal Coils		
76769300	21 ¹ / ₂ "	HD Series A-Coils
76769400	26 ¹ / ₂ "	HD Series A-Coils
76700431	31 ¹ / ₂ "	HD Series A-Coils


HVAC

HVAC EQUIPMENT

CENTRAL AIR CONDITIONER CONDENSING UNIT



- 13 SEER
- Reliable Name Brand Compressor
- Enclosed, Permanently-Lubricated Motor
- Galvanized Steel Cabinet Construction
- Full metal Jacket for Coil Protection
- Elevated Base Plan
- Enhanced Heat Transfer
- Easy-Access Service Panel



Model Number	Capacity		Dimensions			Shipping Weight
	Tons	BTU	W	D	H	
AC18D1VAR	1.5	18,000	23 ³ / ₈ "	23 ³ / ₈ "	32 ³ / ₁₆ "	194 Lbs.
AC24D1VAR	2.0	24,000	30 ⁵ / ₈ "	30 ⁵ / ₈ "	28 ¹ / ₄ "	194 Lbs.
AC30D1VAR	2.5	28,000	30 ⁵ / ₈ "	30 ⁵ / ₈ "	32 ³ / ₁₆ "	198 Lbs.
AC36D1VAR	3.0	36,000	30 ⁵ / ₈ "	30 ⁵ / ₈ "	32 ³ / ₁₆ "	203 Lbs.
AC42D1VAR	3.5	40,000	30 ⁵ / ₈ "	30 ⁵ / ₈ "	32 ¹ / ₈ "	231 Lbs.
AC48D1VAR	4.0	46,000	30 ⁵ / ₈ "	30 ⁵ / ₈ "	36 ¹ / ₈ "	244 Lbs.
AC60D1VAR	5.0	56,000	30 ⁵ / ₈ "	30 ⁵ / ₈ "	40"	271 Lbs.

Parts only warranty: 10 years 13 SEER System Compressor: 10 years

AIR HANDLERS

- Easy-to-access control panel
 - Upflow, horizontal left and right configurations
- B Series Multi-Position & Hydronic w/Bottom Return**
- Easy to replace hot water heat kits
 - Two separate front panels
 - Side return option
 - Magnetic filter rack door
 - Upflow, horizontal left and right configurations



Model No.	BTU	W	D	H
AH24B	24,000	44"	22"	15"
AH36B	36,000	48"	22"	18 ¹ / ₂ "

- F Series Multi-Position Wall Mount w/Front Return**
- Slide-out blower
 - HydroTEC™ drain pan design
 - Optional 5-speed high efficiency ECM motor
 - 2% or less air leakage

Model No.	BTU	W	D	H
AH24F	24,000	36"	22"	15"
AH36F	36,000	41"	22"	18 ¹ / ₂ "



INSULATED LINE SETS



61280350 (25') Line Set
 61280500 (50') Line Set

- Liquid Line 3/8" O.D.
- Suction Line 3/4" O.D.
- 3/8" insulation

AIR CONDITIONING

ACGUKIT guard cage

ACMS mini split guard cage

- Powder coated finish
- 1" 16-gauge steel construction • Expandable (one-size fits most)
- Architecturally pleasing ideal for residential or commercial use
- Complete cage with security bar and lockset w/hide-a-key box



CGKIT Cover Guard for AC Line Sets

Designed as a kit, the A/C cover guard is a perfect solution to hiding line sets and wiring when installing HVAC or Ductless Mini-Splits. Components do not release under pressure. The greater the pressure exerted by the lines inside, the tougher the structure becomes, because the pressure causes the pieces to lock more tightly.

The Kit includes:

- (12') of Adjustable 4" Duct
- (2) Couplers
- (1) wall inlet
- (1) end fitting
- (1) 90 degree fitting
- (13) cam screws
- (6) clips
- MAY BE PAINTED

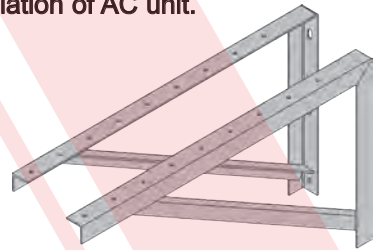


STEEL AC BRACKETS

Heavy duty 1/8" thick steel AC brackets are perfect for hanging A/C condensers and heat pumps outside the home. Mount at any height to allow for easy maintenance under units. No need to wait for finished grade or landscaping prior to installation of AC unit.

- Pre-punched holes for easy installation.
- Powder coated gray finish.
- Load rating 600 lb/ pair.

Part No.	Description
MA-ACB36	36" x 16 1/4"
MA-ACB42	42" x 16 1/4"
MA-ACB48	48" x 16 1/4"



Adjustable
Furnace Legs
Are Finally
Here!!!

Easy Leveler™

Give Your Customers the "Professional" Look They Deserve!



- SIMPLE INSTALLATION! - Supplied, self-tapping sheet metal screws secure each leg
- ADJUSTABLE LEGS! - Standard wrench adjusts legs for proper leveling

EL10



HVAC

MINI SPLIT CONDENSING BRACKET

Dim: 18" X 33.5" X 24" Max. Load: 450 lbs.

Material: Zinc Coated Steel

Finish: Powder Coating

Includes:

- Built-In Level for Accurate & Easy Mounting
- 4 Anchoring Bolt Screws
- 4 Anti-Vibration Rubber Pads



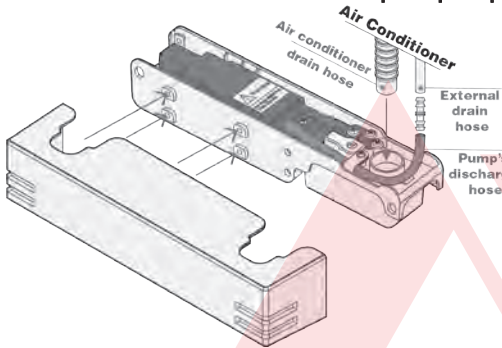
MA-SB35



MINI-SPLIT

QUIETMINI-M Undermount Pump

Designed to install under wall mounted ductless air conditioners providing condensate removal utilizing ultra-quiet pump technology and a stylish sleek design. Easy installation, hassle free maintenance and ultra-quiet pumping performance

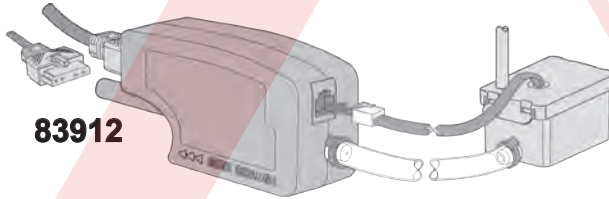


- Undermount Pump for Ductless Systems
- Ultra Quiet, (21 dBA)
- Removable Reservoir for Easy Maintenance
- Built-In Safety Overflow Switch
- Max Unit Output 54,000 BTU/h, 16 kW
- General Specifications
- Power: 100-240V / 60Hz 2.5W
- Max. discharge head: 5m/ 26ft
- Max. flow rate: 7.66 GPH (29 LPH)
- Capacity of reservoir: 140ml

mini orange[®] CONDENSATE REMOVAL PUMP

Capacity 2.9 GPH @ 0" Head / 1.2 GPH @ 33' Head

Length 4.25" Width 1.5" Height 2" • Max BTUs: 49,500 • Remote Reservoir



83912

- Max Temperature: 104°F
- Max Suction Lift: 5'
- Sound Level: 19dB(A)
- Dry Contact Rating: 3A NC
- Voltage: 208–230V • Amperes: 11
- Watts: 16

EC-400 Removes condensate from ductless mini-split air conditioners and fan coils

- For intermittent operation, max 50% duty cycle
- Use with most mini-split units up to 25,000 BTU/hr
- Pump can be placed up to 3 ft above reservoir


Part No. Voltage Hz Amps Watts

553455 115 60 0.24 19

553458 230 50/60 0.1 20

Discharge = 5/32" • Shutoff = 35' • Suction Lift = 3' • Max Flow (GPH) = 2@2' • Wt. = 1.17lb

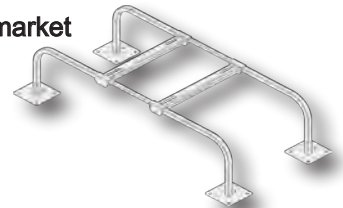
Little **GIANT**
Pump Company



12" MINI SPLIT STAND

The Mini-Split Stand provides a safe, stable platform for mounting a wide variety of HVAC/R equipment. It keeps the unit elevated above lawn mowers, weed trimmers, pets, snow and flooding. The elevated height allows for ease of installation, maintenance and service.

- 14 gauge square steel tubing • Fits all mini split brands on the market
- 6" x 6" w/ 3/8" slotted feet • Adjustable in height up to 1.25"
- 50 derormeter pads on each foot • Max capacity 400 lbs
- 4 points of anti-vibration isolation washers
- Adjustable footprint from, 3/4" to 40" in 1" increments



QSMS1201

MINI-SPLIT

ONE KEY REMOTE CONTROL

- 4000 different codes compatible with multiple air conditioning equipment brands
- No programming necessary for several recognizable air conditioning brands
- User-friendly Auto-Search Code function • Bright LCD display
- Energy-Saving Feature (Sleep Function)
- Clock Settings and 24-Hr On-Off timer
- General Lock Function to prevent undesired programming changes
- Memory Function: settings are not lost during battery change-out
- °F Display and °C Display settings



CU5000

MINI SPLIT CLEANER & NEUTRALIZER



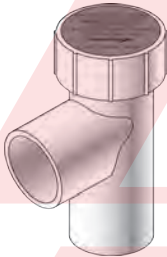
Designed specifically for cleaning the evaporator coil and split/ductless systems. Dilute as required & spray, wipe, dip item cleaned. Specially formulated an alkaline detergent with the strength to dissolve grease, oil, dirt, tar, lint, nicotine, etc. Will not attack aluminum fins when mixed properly. MINI SPLIT NEUTRALIZER is used to neutralize the alkalinity of MINI SPLIT CLEANER after cleaning and to prevent possible damage to aluminum fins from improper rinsing.



<u>Part No.</u>	<u>Description</u>
661700001	Mini Split Cleaner gallon
661800001	Mini Split Neutralizer gallon



A/C EASY TEE



A simple, inexpensive way to comply with International Mechanical Code M32-12. It provides a Condensate Drain Service Port that is flexible and easy to use with nitrogen, water, or a shop vac. A/C Easy Tee has no valve or moving parts that could fail.



<u>Part No.</u>	<u>Description</u>
ET75	A/C Easy Tee
ST75	Service Tool Kit, 3 Fittings

MINI-SPLIT INSTALLATION WIRE



- 14/4 Stranded THHN
 - 600V • 250' Spool
 - Direct Burial listed by UL
 - Black PVC Jacket
- 10700108**

White Pipe Pre-Insulated Refrigerant Line



UV Resistant

<u>Part No.</u>	<u>Description</u>
WP1238-50	3/8 x 1/2 x 50'
WP1258-50	5/8 x 1/2 x 50'

Other Sizes Available

HVAC

COZY HEATERS

COUNTERFLOW DIRECT-VENT & TOP-VENT

Equipped with Honeywell VR8200 series 24 volt control, wall thermostat & built-in fan assembly, blocked flue shutoff switch.

- Manual Spark Igniter.
- Multi-Port Stainless Steel Burner
- Single Speed Blower Motor, No 2 Speed
- 4" Oval Vent (Top Vent Only)
- 1/2" Gas Inlet



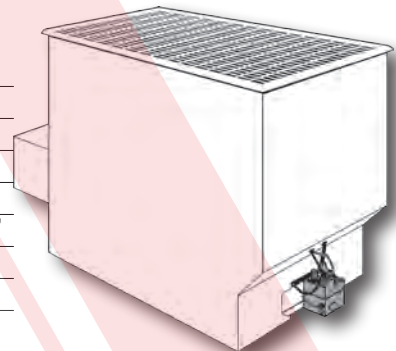
<u>Model</u>	<u>BTU</u>	<u>Dimensions</u>	<u>Weight</u>	<u>Amps</u>	<u>LP</u>	<u>Speeds</u>	<u>CFM</u>
Counter Flow							
CF403D	40,000	14 ⁵ / ₁₆ " x 10 ¹ / ₄ " x 81 ⁵ / ₁₆ "	104 lb.	2.25	49267	1	440
CF553D	55,000	14 ⁵ / ₁₆ " x 10 ¹ / ₄ " x 87 ⁵ / ₁₆ "	107 lb.	2.25	49297	1	440
Direct-Vent Counter Flow							
DVCF403C	40,000	14 ⁵ / ₁₆ " x 11 ³ / ₄ " x 78 ⁵ / ₁₆ "	130 lb.	1.95	49284	1	320
DVCF553C	55,000	14 ⁵ / ₁₆ " x 11 ³ / ₄ " x 87 ⁵ / ₁₆ "	144 lb.	3.05	49295	1	440

CHALLENGER CONVENTIONAL-VENT FLOOR FURNACE

Equipped with Honeywell VS821A1061 millivolt gas valve, wall thermostat & draffhood.

- 1/2" Gas Inlet
- Floor to Vent CL 22"


<u>Model No.</u>	90N30A	90N50A	90N65A
BTU	30,000	50,000	62,000
W x L	14" x 32"	22" x 32"	24" x 38"
Height	29 ¹ / ₄ "	29 ¹ / ₄ "	29 ⁷ / ₈ "
Grille	16" x 34 ¹ / ₈ "	24" x 34"	26" x 40"
Floor Opening	14 ¹ / ₂ " x 32 ¹ / ₄ "	22 ¹ / ₂ " x 32 ¹ / ₂ "	24 ¹ / ₂ " x 38 ¹ / ₂ "
Vent Pipe	4"	4"	5"
Weight	108 lb	126 lb	152 lb
LP Conv.	49200	49210	49220



HI-EFFICIENT DIRECT-VENT WALL FURNACE

Equipped with Maxitrol CV200 24-Volt control valve, wall thermostat wire, staples & 9' power cord

- 3/8" Gas Inlet
- Vent Kit 5"- 32" 3¹/₂" Dia




<u>Model No.</u>	HEDV253A	HEDV403A
BTU	25,000	40,000
W x L	24 ¹ / ₂ " x 9 ³ / ₄ "	34 ⁵ / ₈ " x 9 ³ / ₄ "
Height	32 ¹ / ₄ "	30 ¹ / ₂ "
Weight	100 lb	125 lb
LP Conv.	49615	49613
Amps	1.88	2.18
CFM	200	500
AFUE	80%	80.1%

COZY HEATERS

GRAVITY CONVENTIONAL-VENT WALL FURNACE

Equipped with Dexen 6003 (Self-Generating) Millivolt Valve and Wall Thermostat, 100% Safety Pilot, Resettable Blocked Flue Shutoff switch and low BTU Pilot.

- Millivolt Control
 - Vent Size = 4" Oval
 - Gas Inlet = 1/2"
- Finished Grill Dimensions = 16½" W x 68¾"H x 6½"D



<u>Natural</u>	<u>Propane</u>	<u>BTU</u>	<u>Weight</u>
C255H	C256H	25,000	90 lb. Single Wall
C355H	C356H	35,000	90 lb. Single Wall
C505H	C506H	50,000	134 lb. Dual Wall

CONVENTIONAL-VENT CONSOLE HEATER



Equipped with Dexen 6003 millivolt valve, built-in top mounted thermostat, manual spark igniter, 100% safety pilot & vent safety shut off switch.

Manual Spark Igniter.

Gas inlet size = 1/2"

<u>Model</u>	<u>BTU</u>	<u>Dimensions</u>	<u>Weight</u>	<u>Vent</u>	<u>LP</u>	<u>Blower</u>
VC201C	20,000	24" x 15¼" x 20"	59 lb.	3"	49722	N/A
VC351C	35,000	30" x 15¼" x 26"	84 lb.	4"	49727	CHB-3
VC501C	50,000	30" x 19¼" x 26"	105 lb.	4"	49732	CHB-3

DIRECT-VENT WALL FURNACE

Equipped with Dexen 6003 millivolt valve, includes standard vent assembly for 9" maximum wall thickness.


Wall thermostat, 20' wire & insulated staples.

Manual Spark Igniter.

Gas inlet size = 1/2"

Optional Additions:

- Fan **DVB-3**
- Built-in Bulb Thermostat Kit **BBSK**
- Vent Extension for thicker walls



HVAC

<u>Natural</u>	<u>Propane</u>	<u>BTU</u>	<u>Dimensions</u>	<u>Weight</u>
CDV155D	CDV156D	15,000	29¾" x 18" x 9¾"	65 lb.
CDV255D	CDV256D	25,000	31½" x 34½" x 9¾"	99 lb.
CDV305D	CDV306D	30,000	31½" x 34½" x 9¾"	99 lb.



KING ELECTRICAL HEATERS



RSH1215

INFRARED QUARTZ HEATERS

- 1500W Infrared quartz heating tub
- Anti-freeze function
- Durable extruded aluminum housing
- For dry locations only
- Adjustable thermostat
- Wall or ceiling mount bracket included
- 6 foot cord
- 120V grounded plug
- Overheat Protection
- 1500W
- 12.5 Amps
- 7½" h x 34½" w x 3¾" d

COMMERCIAL RADIANT QUARTZ HEATERS

- Black powder-coat aluminized steel housing
- 0° to 45° adjustable brackets included
- Wide, symmetrical design
- Coiled tungsten filament in sealed quartz tube
- Clear or optional glare reducing ruby quartz
- Tested to CSA 22.2 #46 - M1988, UL 2022, 1997
- Optional stainless steel housing
- Gold colored anodized aluminum reflectors
- Porcelain end caps
- Instantaneous heat-up & cool-down
- ETL Listed for indoor & outdoor applications
- Commercial/Industrial Approval

<u>Part No.</u>	<u>Lamps</u>	<u>Volts</u>	<u>Watts</u>	<u>BTUH</u>	<u>Amps</u>
RH-33B1-C25W	Single	240	2,500	8,530	10.42
RH-24B2-C16W	Double	240	3,200	10,919	13.33
RH-33B2-C25W	Double	240	5,000	17,061	20.83



PERSONAL PORTABLE HEATER

CERAMIC FAN FORCED HEATER



- 4 position switch
- Safety tip-over switch
- Overheat Protection
- Ceramic heating element
- Adjustable thermostat
- 6 foot cord 120V plug
- Comfort grip on back
- 2 heat settings 750/1500W
- Power indicator light
- 5120 BTU
- 12.5 Amps

PH-2

MILKHOUSE HEATER

- 4 position switch
- Safety tip-over switch
- Overheat Protection
- Ni-chrome heating element
- Adjustable thermostat
- 6 foot cord 120V plug
- Convenient carrying handle
- 2 heat settings 1300/1500W
- Power indicator light
- 5120 BTU
- 12.5 Amps

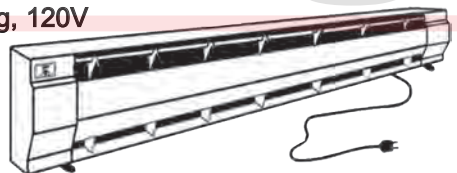
PHM-1



PORTABLE BASEBOARD HEATER

- Aluminum finned element
- All angle tip-over switch
- Baked enamel finish
- Quiet running
- Built in thermostat
- Standard Color: white
- Convection Heat
- 6 ft. cord w/ grounded plug, 120V
- Molded base feet
- Pilot light
- Carrying handle on back
- Full length safety cutout

<u>Part No.</u>	<u>Length</u>	<u>Watts</u>	<u>Amps</u>	<u>BTUH</u>
KP1210	4'	1,000	8.3	3533
KP1215-ECO	5'	750/1,500	6.25/12.5	2560/5120



SOLARONICS HEATERS

Solaronics HIGH INTENSITY INFRARED HEAT - 24 VOLT

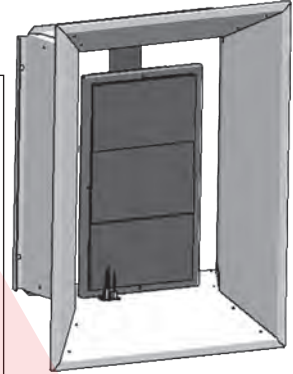
- Instant heat on demand: reaches maximum operating temperature in less than 1 minute.
- No direct venting required: less roof penetrations.
- May be used in protected outdoor environments.
- Operates on Natural or LP/Propane Gas • Factory pre-wired, pre-piped and tested.
- Highly polished mirror brite aluminum reflectors for maximum efficiency.
- Corrosion-free aluminized steel main frame.
- CSA International Design Certified to ANSI/CGA Standards

Direct Spark Ignition

(Field Supplied Transformer)

BTU Input	Part No	Gas)
30,000	QSAN-K-30	Natural
50,000	QSAN-K-50	Natural
50,000	QSAL-K-50	LP Gas
75,000	QSAN-K-75	Natural
75,000	QSAL-K-75	LP Gas
100,000	QSAN-K-100	Natural
90,000	QSAL-K-90	LP Gas

WARNING: This product can expose you to chemicals including carbon monoxide, which is known to the State of California to cause birth defects or other reproductive harm. For more information, go to www.P65Warnings.ca.gov

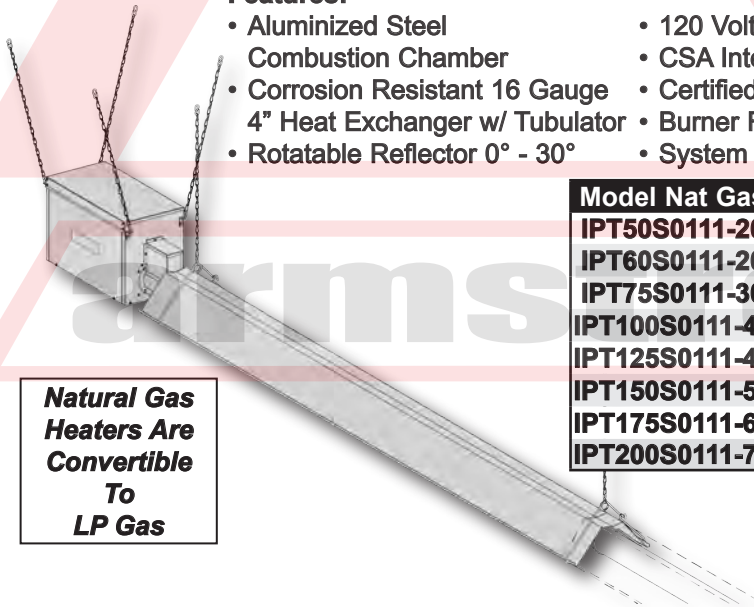


GAS INFRA-RED HEATERS

Low Intensity Infra-Red Tube Heaters

Features:

- Aluminized Steel Combustion Chamber
- Corrosion Resistant 16 Gauge 4" Heat Exchanger w/ Tubulator
- Rotatable Reflector 0° - 30°
- 120 Volt Powered
- CSA International Design Certified to ANSI/CGA Standards
- Burner Fully Assembled Ready to Hang
- System Validation Lights



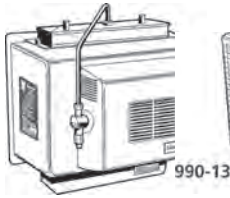
Natural Gas Heaters Are Convertible To LP Gas

Model Nat Gas	BTU	Length
IPT50S0111-20	50,000	20'
IPT60S0111-20	60,000	20'
IPT75S0111-30	75,000	30'
IPT100S0111-40	100,000	40'
IPT125S0111-40	125,000	40'
IPT150S0111-50	150,000	50'
IPT175S0111-60	175,000	60'
IPT200S0111-70	200,000	70'

HVAC

HUMIDIFIERS & PARTS

GENERAL POWER HUMIDIFIERS



This fan powered unit moves the air necessary for high capacity evaporation. No bypass duct is needed for this self-contained plenum mount unit.


CAPACITY 21.3 GALLONS PER DAY

Part No. Volts

1137 120

990-13 Pad

GENERAL BYPASS HUMIDIFIERS



This highly efficient unit is designed for homes with hard water. A specially designed evaporator pad allows a high percentage of the water minerals to be flushed from the system.

CAPACITY 18 GALLONS PER DAY

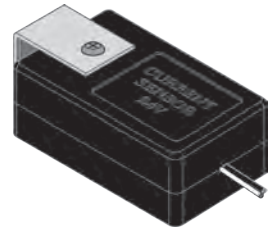
Part No. Volts Humidistat

1042LH 24 YES

990-13 Pad

CURRENT SENSING RELAYS

Controls switching of humidifiers & other add on devices.



Part No. Volts

CSR50 24

CSR51 115

FLOW-THROUGH HUMIDIFIER

- Easy to install, compact, and durable design.
- Universal mounting: left or right side air intake when installed.
- Uses A10 Pad listed below
- Accessible from the front, making pad changes easy.
- Serviceable internal water filter protects solenoid.
- Uses standard humidifier 24VAC power input.
- Complete installation kit and humidistat control included
- Single screw secures cover.

CAPACITY 13 GALLONS PER DAY

Part No. Volts

CM200 24

A10 Pad



RIGID ALUMINUM DUCTING

A068/4

A078/5

Compressed to 28 inches pulls out to a full 8 feet



Aprilaire Furnace Humidifier Pads

Part No. Replacement fits Size

A10 #110, #220 9⁷/₈" x 9⁷/₈" x 1⁷/₈"

A12 #112, 136, 224, 440, 445 14⁷/₈" x 11⁷/₈" x 1⁷/₈"

A35 350, 360, 760 Mesh Pad

WATER VALVE (Solenoid)

For Humidifiers

Part No. Volts


99053 24

99052 115

GA4040 24

UHS99 24

UHS24 24



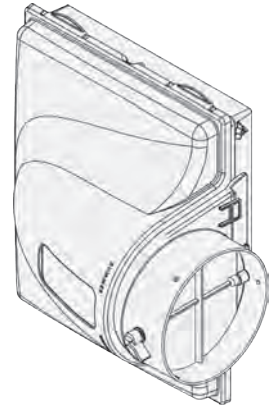
UHS24 Includes:

- 1/4" Compression x 1/8" MPT with Filter Screen
- 1/8" MPT x 1/4" Compression
- 1/4" Insert for Plastic Tube
- 1/4" Delrin Sleeve for Plastic Tube
- 3/16" Barb x 1/8" MPT
- 1/8" MPT x 5/16" Compression

HUMIDIFIERS & PARTS

GeneralAire® Evaporative Humidifier Model 4200

- Accommodates up to 4200 square feet.
- Low profile cover ensures heated air goes directly through the Vapor Pad® at its warmest point.
- Newly designed distributor trough ensures even water saturation over the entire Vapor Pad® for maximum humidity output.
- Redesigned Vapor Pad® frame profile is thinner; exposing more of the saturated GA35 Vapor Pad® for maximum humidity output.
- Snap-in-place UV stable cover allows quick access to Vapor Pad®.
- Stainless steel distributor tube for either cold or hot water supply.
- Left or right bypass installation options.
- Left or right solenoid valve installation options.
- MHX3 manual control or GFX4 Digital humidistat is included.



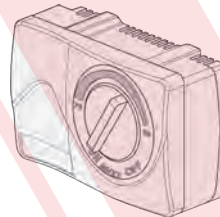
<u>Part No.</u>	<u>Description</u>
5950	4200 Humidifier with MHX3 Manual Control
7902	GA35 Vapor Pad®
7038	MHX3C Manual Humidistat
7050	GFX4 Digital Humidistat



7902
GA35
Vapor Pad®



7050
GFX4
Digital
Humidistat



7038
MHX3C
Manual
Humidistat

GeneralAire® Steam Humidifier Model 5500 Residential Whole-House

An electrode humidifier producing steam for humidification by passing electric current through the water between metal electrodes.

- One unit for 115 / 230V installations (internal switch).
- One cylinder accommodates regular and low water conductivity
- GFX4 digital automatic humidistat controls the furnace blower motor.
- Single captive-screw cover release. (Never lose a screw again!)
- Two metal mounting straps span 16" studs make installation easier.
- No tools needed for cylinder replacement.
- Snap-in cylinder with affixed bushing & O-ring leak-free operation.
- Produces up to 28.5 gallons per day (GPD).
- Enhanced easy-to-read control display.
- Chassis keyholes for mounting ease.
- Installation kit. • Water tempering for safety. • Steel steam manifold.



HVAC

<u>Part No.</u>	<u>Description</u>
5500	Whole House Electrode Steam Humidifier #5580
7746	Replacement Cylinder (Replace annually model 5500)

INDOOR AIR QUALITY


ELECTRONIC AIR CLEANER

Duct mount electronic air cleaner is designed and manufactured for installation with virtually all central forced air systems. It is designed to remove up to 95% of the tobacco and cooking smoke, dirt dust, pollen and other particles found in recirculated indoor air.



Part No.	Description
455600-125	HE Plus 1400, 1400 CFM, 16" x 25".
455600-025	HE Plus 2000, 2000 CFM, 20" x 25".

REPLACEMENT MEDIA FOR AIR BEAR



Product	Actual Size Nominal Size	Product Name	Model Number
255649-102	20" x 25" x 5"	Purolator	P5
MERV8	19 1/8" x 24" x 4 3/4"		2000
259112-102	20" x 25" x 5"		
MERV11	19 1/8" x 24" x 4 3/4"		

REPLACEMENT MEDIA

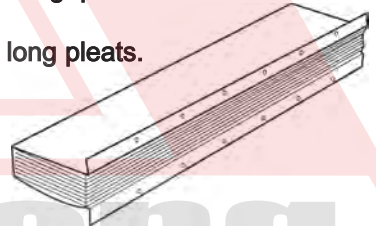
Media 12758 - AC-1 Media - glass microfiber high efficiency 37-25" long pleats.

Media 12880 - 2200/2250 Media - for Research Products Models 2200 & 2250. 39-24 1/4" long pleats.

Media 13415 - AC-4 Media - glass microfiber hi-efficiency. 29-25" lg. pleats.

Media 13156 - 2400 Media - for Research Products. 32-27 1/8" long pleats.

Media 12916 - AC-2 activated carbon replacement media kit.

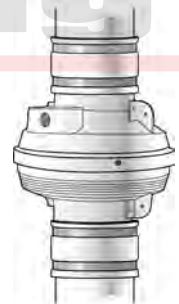


RADON FAN KIT

Suncourt Radon Fans are used as the front line of defense against elevated radon levels in the home.

- UV resistant, UL listed plastic
- Watertight
- Epoxy sealed
- For mounting in/outdoors

RDN04 comes with one 4" fan, mounting hardware and two white rubber couplers.



INDOOR AIR QUALITY

PROGRESSIVE MEDIA AIR CLEANER

Ultravation® Progressive Media Air Cleaners with UltraStrand™ media technology remove particulates as small as .3 microns! They have better capture capability yet match MERV 8 pressure drop characteristics. **Ultravation® Progressive Filtration**

- More efficient capture characteristics (see illustration): gathers large particles in the initial layer and progressively smaller particles in the filter interior
- UltraStrand™ MERV 11 100% synthetic, continuous, thermally bonded (no chemical adhesives), high surface area media fibers. These high capacity fibers are formed into a progressive filter structure that has an initial dust spot rating of 51% with no more initial resistance than older technology MERV 8 media.
- Continuous fibers resist shedding, maximize holding capacity with no moisture absorption
- UltraStrand™ high surface area fibers with permanent electrostatic charge are unequalled in particle attraction and holding capacity.

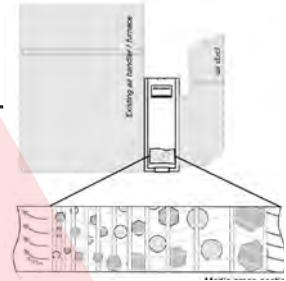
RIGHT ANGLE DESIGN



The versatile right angle design cabinet with adjustable inlet saves space and simplifies installation. The cabinet opens on either end to fit any installation configuration.

90-064

Finish: Light beige, powder coat
 Cabinet: 25⁵/₈" x 16⁷/₁₆" x 23³/₁₆"
 Outlet Size: 23³/₁₆" x 13¹/₁₆"
 Inlet: Adjustable
 Filter Size: 20" x 25" x 5"



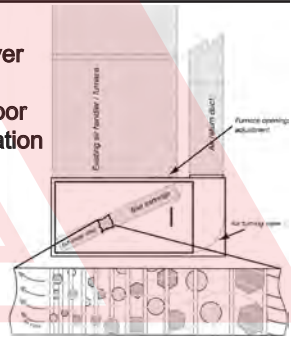
UNDER FURNACE DESIGN



The versatile cabinet design (weight capacity over 200 lbs.) with variable inlet & outlet size saves space and simplifies installation. Filter cabinet door can be positioned on either side to fit any installation configuration.

Opening

Model No.	Cabinet LWH	Adjustable Return	Furnace
90-035	42" x 28 ¹ / ₂ " x 17 ⁵ / ₈ "	10" to 12" x 24"	Min 12" Max 19"
90-031	33" x 28 ¹ / ₂ " x 16"	8" to 10" x 24"	Min 6" Max 13 ³ / ₈ "

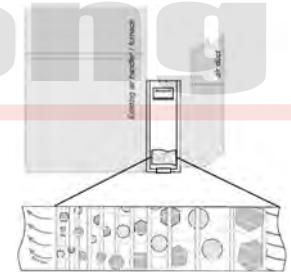


STRAIGHT THROUGH DESIGN



Finish: Light beige, powder coat


Model	Cabinet Dimensions A x B x C	Duct Opening D x E	Filter Size
90-007	20 ³ / ₄ " x 25 ¹ / ₄ " x 7 ⁵ / ₈ "	23 ³ / ₄ " x 18 ³ / ₈ "	20" x 25" x 5"



HVAC

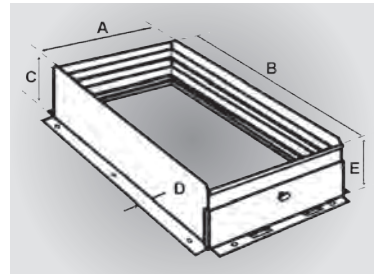
INDOOR AIR QUALITY

SIDE RETURN FURNACE FILTER EZ ACCESS BASE



"Make It E-Z For Your Customer"

- Open Access Door - Remove Filter
- No Unit Panels or Door To Remove
- Use Standard Size Filter
- Keeps Evaporator Coils Clean
- More Efficient Heating & Cooling
- Customized Professional Installations
- Accepts 1" or 2" Filter
- Application - Side Return - Left / Right
- Suitable for use with Disposable or Electrostatic Washable Type Filters




FILTER NOT INCLUDED

Model No.	A	B	C	D	E	Gauge	Weight	Filter Size
EZ-1625SR	16"	25"	6"	1"	5 1/4"	24	10 Lbs.	16" X 25"

EZ ACCESS

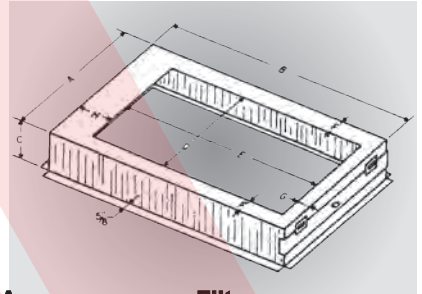
UPFLOW/HORIZONTAL FURNACE OR FAN/COIL UNIT FILTER BASE



- Accepts 1", 2" or 4" Filters
- Suitable for use with Disposable or Electrostatic Washable Type Filters
- 22 Gauge Metal

FILTER NOT INCLUDED

Upflow / Horiz. Gas Furnace

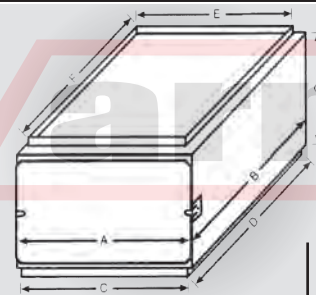


Model No.	Overall		Opening			Top		Approx.		Filter Size
	A	B	C	D	E	F	G	H	Weight	
EZ-1625S	17 1/2"	28 1/2"	6"	15 1/2"	24 1/2"	1 1/4"	1"	3"	2 Lbs.	16" x 25"
EZ-2025S	21"	28 1/2"	6"	19 1/2"	24 1/2"	1 1/4"	1"	3"	13 Lbs.	20" x 25"
EZ-2424S	24"	28 1/2"	6"	22 1/2"	24 1/2"	1 1/4"	1"	3"	14 Lbs.	24" x 24"

Fan / Coil Unit

EZ-1620FCS	17 1/2"	22"	6"	15"	19"	1 1/4"	1"	2"	8 Lbs.	16" x 20"
EZ-2020FCS	21"	22"	6"	18 1/2"	19"	1 1/4"	1"	2"	8.5 Lbs.	20" x 20"
EZ-2025FCWS	25"	22"	6"	22 1/2"	19"	1 1/4"	1"	2"	9 Lbs.	20" x 25"

EZ ACCESS DOWNFLOW FURNACE FILTER ACCESS



- Suitable for use with Disposable or Electrostatic Washable Type Filters
- 22 Gauge Metal


FILTER NOT INCLUDED

Model No.	Furn. Return Opening		Plenum Opening		Filters Required		Approx. Weight
	A	B	C	D	E	F	
DFA-200	14 1/2"	21"	13 3/4"	19 3/4"	12"	20 1/4"	2-10 x 20 x 1 14
DFA-300	17 1/2"	21"	16 3/4"	19 3/4"	16 1/4"	20 1/4"	12 3-10 x 20 x 1 14
DFA-400	22"	21"	21 3/4"	19 3/4"	20"	19 3/4"	12 3-10 x 20 x 1 16
DFA-500	26 1/2"	21"	23 1/2"	20 1/4"	25 3/4"	19 3/4"	12 4-10 x 20 x 1 18

DISPOSABLE AIR FILTERS

"PANEL TYPE"


**2 SIDED METAL
ORDER BY SIZE**



**STANDARD PACKAGING:
12 FILTERS PER CARTON**

AIR FILTER GAGE

An easy-to-use, easy-to-read gage to monitor filter media loading so that filter media may be changed when needed. The gage is installed between the blower and the filter, where a slight vacuum exists due to the air-flow resistance of the air filter. Air flowing into the gage, around the calibration screw, lifts a vane in proportion to the negative pressure in the blower compartment. As the air filter loads, the vacuum increases, raising the vane to indicate a filter change is necessary.



G99

1 INCH FILTER

Size

- 10" X 10" X 1"
- 10" X 20" X 1"
- 10" X 24" X 1"
- 10" X 25" X 1"
- 10" X 30" X 1"
- 12" X 12" X 1"
- 12" X 16" X 1"
- 12" X 20" X 1"
- 12" X 24" X 1"
- 12" X 25" X 1"
- 12" X 30" X 1"
- 14" X 20" X 1"
- 14" X 24" X 1"

Size

- 14" X 25" X 1"
- 14" X 30" X 1"
- 15" X 20" X 1"
- 15" X 25" X 1"
- 16" X 16" X 1"
- 16" X 20" X 1"
- 16" X 24" X 1"
- 16" X 25" X 1"
- 18" X 18" X 1"
- 18" X 20" X 1"
- 18" X 24" X 1"
- 18" X 25" X 1"

Size

- 20" X 20" X 1"
- 20" X 22" X 1"
- 20" X 24" X 1"
- 20" X 25" X 1"
- 20" X 30" X 1"
- 22" X 22" X 1"
- 24" X 24" X 1"
- 24" X 30" X 1"
- 25" X 25" X 1"

2 INCH FILTER

Size

- 15" X 20" X 2"
- 16" X 20" X 2"
- 16" X 25" X 2"

Size

- 20" X 20" X 2"
- 20" X 25" X 2"
- 25" X 25" X 2"

**SPUN GLASS
HAMMOCK ROLL MEDIA
(LENNOX TYPE)**

Size

- 24" X 240" X 1"
- 30" X 240" X 1"
- 36" X 240" X 1"

**PERMAIRE
SERVICE ROLL MEDIA (HOG HAIR)**

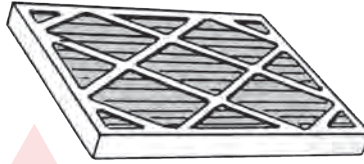
Size

- 20" X 25' X 1" roll
- 25" X 25' X 1" roll
- 30" X 25' X 1" roll
- 36" X 25' X 1" roll

HVAC

PLEATED AIR FILTERS

PLEATED AIR FILTERS STANDARD CAPACITY WITH EXPANDED METAL BACKING



PLEATS PER FOOT
2" - 10 PER FOOT

1" - 11 PER FOOT

4" - 9 PER FOOT

Part No.	Size
P411020	10" X 20" X 1"
P411224	12" X 24" X 1"
P411420	14" X 20" X 1"
P411425	14" X 25" X 1"
P411520	15" X 20" X 1"
P411620	16" X 20" X 1"
P411625	16" X 25" X 1"
P411824	18" X 24" X 1"
P412020	20" X 20" X 1"
P412025	20" X 25" X 1"
P412424	24" X 24" X 1"

12 PER CASE

Part No.	Size
P421224	12" X 24" X 2"
P421420	14" X 20" X 2"
P421425	14" X 25" X 2"
P421520	15" X 20" X 2"
P421620	16" X 20" X 2"
P421625	16" X 25" X 2"
P421824	18" X 24" X 2"
P422020	20" X 20" X 2"
P422025	20" X 25" X 2"
P422424	24" X 24" X 2"

12 PER CASE

Part No.	Size
P441224	12" X 24" X 4"
P441620	16" X 20" X 4"
P441625	16" X 25" X 4"
P441824	18" X 24" X 4"
P442020	20" X 20" X 4"
P442025	20" X 25" X 4"
P442424	24" X 24" X 4"

6 PER CASE

**COMPLETE LINE OF MEDIUM AND HIGH EFFICIENCY FILTERS
IN PANEL, PLEATED AND BAG DESIGN AVAILABLE.**

MicroSafe Antimicrobial-Treated Filters

- A complete range of pleated filters, panel filters, pocket filters and rigid filters treated with a proven antimicrobial.
- MicroSafe antimicrobial treated filters help control harmful mold, mildew, and bacteria in the air handling system.
- UL Classified.



ASHRAE Efficiency: 30–35%
MERV Performance Ratings:
4-16
Consult Bulletin: K-994

SPECIALTY FILTERS AVAILABLE • CALL FOR PRICING

IAQ - SELF-CLEANING AIR IONIZATION SYSTEM

SELF-CLEANING AIR IONIZATION SYSTEM FOR RESIDENTIAL/COMMERCIAL A/C SYSTEMS

NuShield is a self-cleaning, bi-polar ionization generator for actively treating a building's air quality that does not require replacement parts in a year or two like competing UV lights or other ionizer technologies. • A patented self-cleaning design

- Needlepoint ionization actively treats air in homes and buildings
- Meet's UL 2998 Zero Ozone Emission Certification
- No maintenance for the life of the NuShield
- Flexible design with no replacement parts
- Patented multi-voltage input – 24VAC to 240VAC
- Reduces certain bacteria and viruses*
- Reduces odors, smoke and other airborne particles
- Keeps coil cleaner longer
- UL and cUL certified (4900-55 & 4900-60)
- CARB certified
- Integral alarm contact for remote monitoring
- Fully ETL listed (4900-50)
- Three-year limited warranty



4900-50 NuShield-CI

System Size: Up to 12 tons (4800 CFM)

Ion Output: 200 millions ions/cc per polarity (400 million total ions/cc)

Dimensions: 7.25" x 4.3" x 2"

Weight: 1.9 lb

Fan Inlet Mount

Internal magnets hold unit to fan inlet (shaft side). Use selftapping screws to secure device, especially for high velocity applications or excessive vibration when using magnets.

Inside Wall/Cabinet Mount

Internal magnets hold unit to wall duct or air handler metal panel.



4900-55 NuShield-CX


System Size: Up to 12 tons (4800 CFM)

Ion Output: 200 millions ions/cc per polarity
(400 million total ions/cc)

Dimensions: 5.4" x 5.4" x 2.1"

Weight: 2.0 lb

Nu-Calgon recommends mounting the NuShield-CX downstream of the last filter in the HVAC system. Alternate mounting locations are on the supply air duct or the return air duct after the filter. The weatherproof housing will allow mounting indoors or out.



HVAC

4900-60 NuShield-R Residential

System Size: Up to 6 tons (2400 CFM)

Ion Output: 160 millions ions/cc per polarity
(320 million total ions/cc)

Dimensions: 5.3" x 5.3" x 2.5"

Weight: 1.8 lb

Mounting

Same as NuShield-CL above



IAQ - iWave - AIR PURIFICATION


iWave



iWave devices are bi-polar, meaning they use two emitters to create equal amounts of positive and negative ions. When these ions are injected into the air stream, creating a plasma region, they break down passing pollutants and gases into harmless compounds like oxygen, carbon dioxide, nitrogen and water vapor. When the ions come in contact with viruses, bacteria or mold, they remove the hydrogen molecules from the pathogens. Without hydrogen, the pathogens have no source of energy and will die. The ions also attach to allergens, such as pollen, smoke and other particles, causing them to band together until they are large enough to be caught by filters.


iWave®-C 4900-10

Although it can be used for residential applications, the original iWave-C is especially suitable for light commercial systems up to 12 tons (4800 CFM). iWave-C is a self-cleaning, bi-polar ionization generator for treating a building's air quality that does not require replacement parts in a year or two like competing technologies. iWave-C always works at peak performance, producing over 200 million ions/cc, making it superior to other market approaches. Special features include a programmable cleaning cycle, waterproof housing, digital display and integral alarm contact. Can be used to reduce outside air for commercial applications per ASHRAE 62.1 IAQP. Duct mount to air handler inside or outside of building. For systems larger than 12 tons, multiple iWave-C units can be applied. UL and cUL approved with universal voltage (24-240VAC).



iWave®-R 4900-20

With technology installed in over 100,000 applications worldwide, iWave-R is the world's first self-cleaning, bi-polar ionization air cleaner specially designed for residential duct air conditioning systems up to 6 tons (2400 CFM) in size. Needle-point ionization actively treats air in the living space with no replacement parts, no maintenance and universal voltage (24-240VAC). It can mount easily inside or outside of duct in about 15 minutes, or it can attach magnetically near indoor fan. iWave-R always works at peak performance, producing over 160 million ions/cc, more than any interior air quality product on the market. Patent-pending self-cleaning design includes programmable cleaning cycle with alarm contact option. UL and cUL approved.




IAQ - iWave - AIR PURIFICATION

iWave




iWave®-M 4900-35

iWave-M is a flexible ion-generating bar that can treat IAQ in nearly any HVAC application. Its revolutionary circuit bar with special ion-generating needles suitable for any HVAC cooling coil up to 36" wide. Plus, it can be shortened in the field to any size! Perfect for ducted package or ductless HVAC systems in living centers, hotels, commercial buildings, residential (including mini-splits), transport cooling coils or even in ice machines – applications where mold is an issue. Provides the highest level of ionization energy in the most compact size available on the market. Can be used to reduce outside air for commercial applications per ASHRAE 62.1 IAQP. UL and cUL approved with universal voltage (110-240VAC). Virtually maintenance free with no replacement parts. Produces over 240 million ions/cc per foot of flexible ribbon.



iWave®-V 4900-40

With technology currently installed in over 100,000 applications worldwide, iWave-V is a versatile, low-maintenance bi-polar ionization generator for treating air in residential duct air conditioning systems up to 6 tons (2400 CFM) in size. Needle-point ionization actively treats air in the living space with low maintenance and no replacement parts. Produces over 160 million ions/cc, more than any other interior air quality product on the market. Requires only 15 minutes to install inside or outside of duct, or attach magnetically near indoor fan. UL and cUL approved.

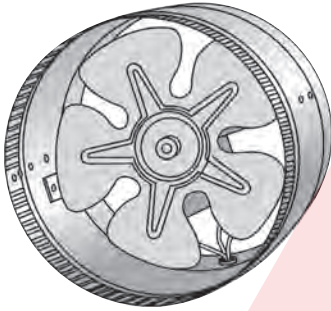


INLINE DUCT BOOSTERS

THE EQUALIZER

HEATING.COOLING DUCT IN-LINE FANS BOOST AIRFLOW TO ROOMS THAT ARE TOO HOT OR TOO COLD

Fits easily into any size or shape duct. (Square, rectangular, or round.)



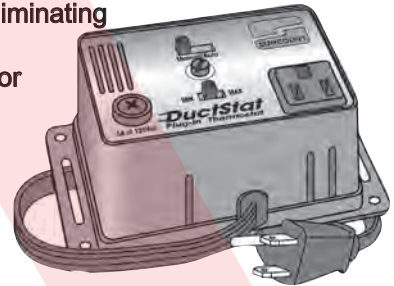
- Solves air delivery problems without major system rework
- Can be installed at any angle
- Engineered for maximum boost and quiet operation
- Saves on utility bills year round
- 12 month limited warranty

Part No.	Dia.	CFM	Volts
TE6	6"	240	120
TE8	8"	420	120
TE10	10"	650	120
TE12	12"	895	120

DUCTSTAT® PLUG-IN THERMOSTAT™

The DuctStat simplifies installation of In-Line Duct Fans by eliminating electrical connections at the furnace.

- The only economical and reliable automatic on/off control for in-line duct fans.
- Adjustable temperature range: 40°F (4°C) to 110°F (43°C)
- Year round use, automatic on/off for heating and cooling
- 12 month limited warranty
- Control various devices, including alarms, heat lamps, lights, louvers, etc.
- Mounts on duct to control in-line duct fans or wall mount for ambient room control
- 5 Amp maximum load, replaceable 5 Amp fuse



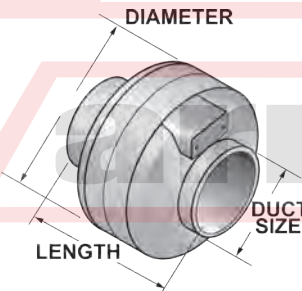
DS100 Duct-Stat Plug-In Thermostat

FR SERIES INLINE EXHAUST FANS

Versatile FR fans provide the ideal answer for a variety of air movement problems in residential & commercial applications. The fans feature a plastic housing constructed of UL-recognized, UV protected thermoplastic resin. This tough protective shell allows the fan to be mounted in outdoor and wet locations. FR fans feature dependable external rotor motors. Fans are fully caulked to prevent moisture from entering the housing.

Applications:

Can be used for multiple point exhaust applications, crawl space venting or make-up air supply. They are also widely used as booster fans to move air from one room or area to another.



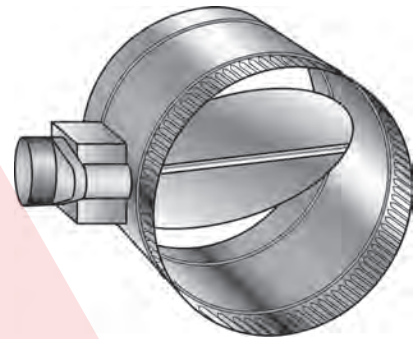
Part No.	CFM	RPM	Max. Amps	Rated Watts	Length (inches)	DIA. (inches)	Duct Size	Max. Ps
FR110	167	2900	0.72	80	7 ⁵ / ₈ "	9.5"	4"	1.60"
FR150	263	2750	0.67	71	7 ³ / ₄ "	11 ³ / ₄ "	6"	1.58"
FR250	649	2850	2.40	241	9 ¹ / ₄ "	13 ¹ / ₄ "	10"	2.58"

ZONE CONTROL DAMPERS & VENTILATION FAN

ZONEMASTER™ ZONE CONTROL DAMPERS

Control Airflow to Individual Rooms

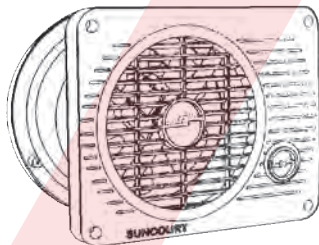
- Available in 5", 6", 7", 8", 10" and 12" diameters
- Available in normally open or normally closed
- Available with 100% airflow shutoff
- Has a safe, low voltage transformer and motor
- Is a tremendous energy saver
- Free-wheeling coupling between motor and damper shaft for long life
- Housing length is 8"
- Three year limited warranty



Model No.	Duct Diameter	Weight
ZC106	6"	3.5 lb
ZC108	8"	4.0 lb
ZC110	10"	5.0 lb
ZC112	12"	6.0 lb

ROOM TO ROOM VENTILATION FAN

Moves Cool Air In the Summer & Warm Air in the Winter. It is often used in conjunction with PTAC units, mini-splits, fireplaces, wood stoves, window air conditioning units and other heating and cooling systems. Telescoping housing installs in frame walls from 3½" to 6½" thick.



TW208

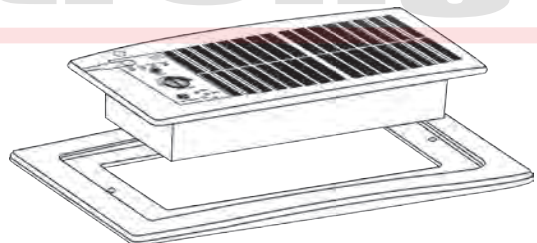
- Quiet operation
- Variable speed adjustable:
200 CFM on high speed to 100 CFM on low.
- Rotating grille allows airflow direction to be changed for comfort
- Back grille diameter: 9¾"
- 12 month limited warranty
- Cutout Dimension: 11.5" x 8.5" (Template Included)

FLUSH FIT REGISTER BOOSTER

Fits a 4" x 10" wall/floor register. Adaptor plate available to fit larger registers.

Increases airflow to under performing registers improving comfort to rooms that are too hot or too cold. Quiet 3-speed, dual fans pull extra air out of weak registers, boosting airflow by up to 80%. Low voltage – safe for children and pets.

Part No.	Color	Dimensions
HC500W	White	11⅝" x 5⅝"
HC500B	Brown	11⅝" x 5⅝"



DUCT SMOKE DETECTORS

The **SL-2000 Series** is the latest innovation for early detection of smoke and products of combustion present in air moving through HVAC ducts in Commercial, Industrial, and Residential applications. Designed to prevent the recirculation or spread of smoke by air handling systems, fans and blowers. Complete systems may be shut down in the event of smoke detection.




MATERIAL: Grey plastic backbox, clear plastic cover (Makrolon 94V-0)

DIMENSIONS: 13½" L x 4½" W x 2¼" H **MAX. NET WT.:** 2½ lbs.

<u>Part No.</u>	<u>Description</u>
SL2000N	Ionization: 230VAC, 115VAC, 24VAC, 24VDC
SL2000P	Photoelectric: 230VAC, 115VAC, 24VAC, 24VDC

NOTCHED SAMPLING TUBES

<u>Part No.</u>	<u>Description</u>
STN Notched for SL & RT Series	
STN1.0	for 12" or less duct width
STN2.5	for 6" to 2.5' duct width
STN5.0	5.0 Sampling tube for 2.5' to 5.0' duct width
STN10.0	for 5.0' to 10.0' duct width
SAMPLING TUBES for SM Series	
STS1.0	for 12" or less duct width
STS2.5	for 6" to 2.5' duct width
STS5.0	5.0 Sampling tube for 2.5' to 5.0' duct width
STS10.0	for 5.0' to 10.0' duct width



MS Series remote accessories are designed to be used with the Air Products and Controls Duct Smoke Detectors to provide audible and visual indication as well as remote test/reset functions. These devices are constructed of attractive, yet durable brushed stainless steel and mount on a standard single or double gang electrical backbox.



MSRHPA

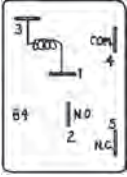


MSKAR



MSRHKAPR

FAN RELAYS

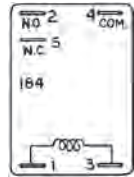


84 SERIES
8 AMPS IND.

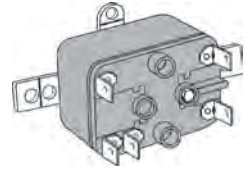
RBM STYLE RELAYS - 84 and 184

Totally enclosed relays for fan motors and many general purpose applications.
QUICK CONNECT - 1/4" SPADE TERMINALS

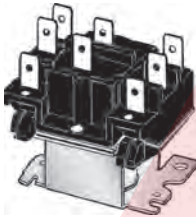
184 SERIES
12 AMPS IND.
18 AMPS RES.



Switch Action	Wires	Coil Volts	84 Part No.	184 Part No.
SPST N.O.	4	24	90-290Q	PC90-360Q
SPDT	5	24	90-293Q	PC90-370Q
SPDT	5	120	90-294Q	PC90-372Q
SPDT	5	208/230	90-295Q	90-374Q
2P-1N.O., 1N.C.	6	24	..	PC90-380Q
2P-1N.O., 1N.C.	6	120	..	90-382Q
2P-1N.O., 1N.C.	6	208/230	..	90-384Q




Parts Connect



GENERAL PURPOSE RELAYS TYPE 91

Part No.	Replaces Honeywell	Coil Volts	Switch	FLA@	
				120V	240V
PC90-341	R4222D1013	120	DPDT	12	6
PC90-342	R4222D1021	208/240	DPDT	12	6
PC90-340	R8222D1014	24	DPDT	12	6
R8228B1012	---	24	SPDT	16	18

Parts Connect



MAGNETIC LINE CONTACTOR

DPST - N.O. 60/50 Hz

(90-230, 18001, MC11, 3ARR8E4)

Designed for use in Air Conditioning, Heating/Ventilating Control System, Motor Starting, Heating Element Operation, & Power Supply Control.

PCC18001

Coil 24 Volt

Full Load Amps 30 LRA 120

Single Phase

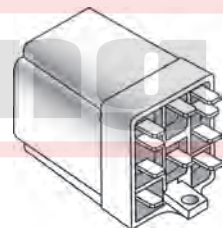
Parts Connect

RBM TYPE 93 (1,2 and 3 POLE DOUBLE THROW)

TYPE 93 CLOSED

Part No.	Form	Coil Voltage	Inductive	Resistive
43050	S.P.D.T.	24	10 Amp. F.L.	10 Amps at
-	-	-	30 L.R. Amps at 125 V.A.C.	125 V.A.C.
43053	2P.D.T.	24	or	or
43054	2P.D.T.	115	5 Amp. F.L.	5 Amps. at
43056	3P.D.T.	24	15 L.R. Amps at 250 V.A.C.	240 V.A.C.
43057	3P.D.T.	115	Resistive Only	
43058	3P.D.T.	208/240	5 Amp. @ 120 V.A.C.	3 Amp. @ 240 V.A.C.


These relays are used in vending machines, heating, air conditioning, control panels & appliances.



Quick Connectors
APPROXIMATED OVERALL DIMENSIONS
2 1/8" X 1 1/8" X 1 1/8"

93058 3P.D.T. 208/240 Base for relays
Eleven .187 Quick Connect Terminal & Screw Hardware Included *FL = Full Load LR = Locked Rotor

RELAYS, TRANSFORMERS & FAN CENTERS



49P11-843

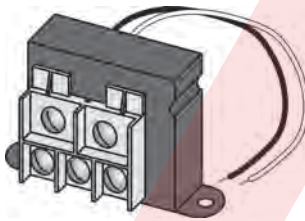
Sure Switch™

Universal Electronic Replacement for Mechanical Compressor Contactors

- Microprocessor controlled sealed compressor switching
- Line voltage brownout protection
- Short cycle protection
- Tricolor LED displays
- Heavy-duty lug connectors
- Zero chatter latching relay
- Four-hole mounting matches mechanical contactors
- Random start delay on power up and brownout recovery
- Compressor test and cycle count by pushbutton



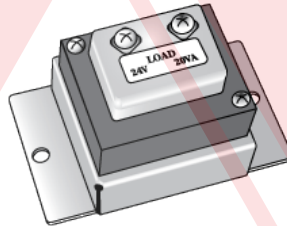
White-Rodgers™



PF113

Fan Center Transformer for 90-113

120V Prime • 24V Sec
40VA • Foot Mount
Terminal and Wire Lead



DIRECT REPLACEMENT For WILLIAMS FURNACE PN24200

20 VA TRANSFORMER

SEC

Part No.	VA	Volts	Volts
PF24200	20	24	120

INCLUDES SPECIAL MOUNTING CASE



40 VA TRANSFORMER

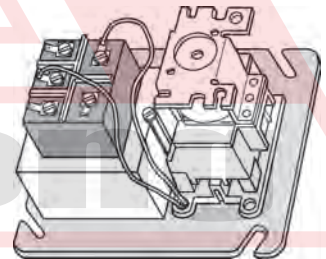
- Foot Mount
- Primary: 120V / 208V / 240V
- Secondary: 2.5V / 12V / 24V
- Output VA: 40VA
- 3A Fuse
- Class 2 Rated

SXT101

FAN CENTERS

- Includes 24V transformer • Max. transformer load - 38VA
- Includes double throw fan relay • Maximum relay load - 1 H.P.

Part No.	Relay Type	Switching	Primary A.C.	H.P.
90-113	PLUG-IN	S.P.D.T.	120	3/4
90-118	FIXED	1 N.O.; 1 N.C.	120	3/4
FC4011	PLUG-IN	D.P.D.T.	120	3/4



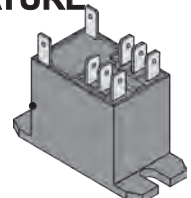
MGT2440

120V AC 24V
Transformer 40VA 880ma
Plug in adapter for
Alarm Security etc.



AZ2800 30 AMP MINIATURE POWER RELAY

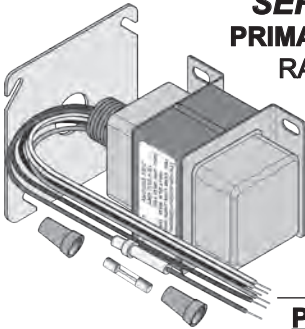
- DPST-NO • 24 VDC
- Used on Nordyne & Inter City Products (ICP)



AZ2800

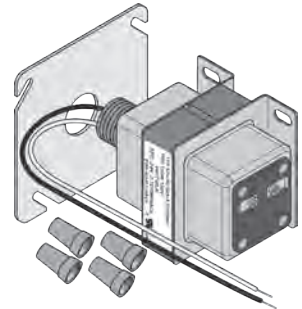
TRANSFORMERS

SERVICE TRUCK STOCK SPECIAL
PRIMARY 120/208/240 SECONDARY 24/12/2.5
RATED 50 VOLT-AMPERES MAXIMUM



TPF424-50

40 VA PLATE/FOOT MOUNT 24V TRANSFORMERS



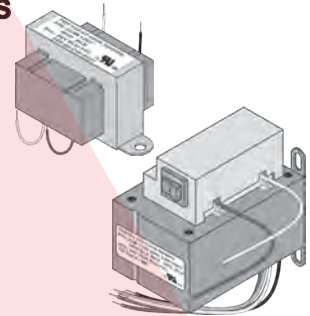
<u>Primary</u>	<u>Part No.</u>
120	TPF124-40
208/240	TPF324-40
120/208/240	TPF424-40

LONG-WAY FOOT-MOUNT FOR SPACE-SAVING INSTALLATIONS
24 VOLT SECONDARY



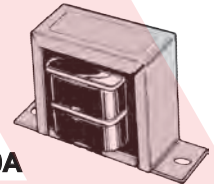
<u>Primary</u>	<u>VA</u>	<u>Mounting Holes O.C.</u>	<u>Part No.</u>
120	40	3 1/8"	TWF124-40
230	40	3 1/8"	TWF224-40
120/208/240	40	3 1/8"	TWF424-40
120/208/240/480	75	3 1/8"	TWF524-75*
120/208/240/480	100	3 1/8"	TWF524-100*

**Fused Secondary*

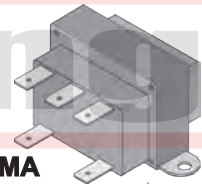


24v TRANSFORMERS made in the USA

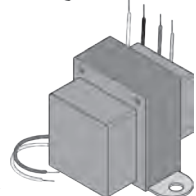
<u>Primary</u>	<u>VA</u>	<u>Mounting</u>	<u>Part No.</u>
120	40	Foot	TF12440A
120/208/240	40	Foot	TF4031OEMA
120/208/240	50	Foot	TF40350A
120/208/240	50	Foot	TF42450A
120/208/240/480	75	Foot	TF52475A
120	40	Multi	TM12440A
120/208/240	60	Multi	TM52460A
120/208/240/480	100	Multi	TM524100A




TF12440A



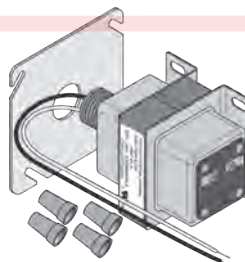
TF4031OEMA



TF42450A



TM524100A



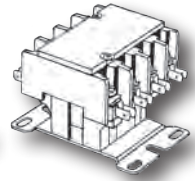
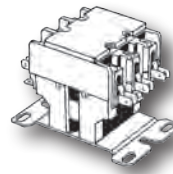
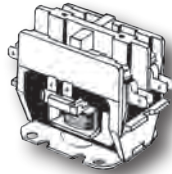
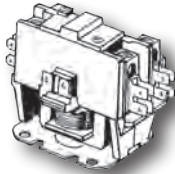
TM12440A

HVAC

CONTACTORS

DEFINITE PURPOSE

Parts
Connect



Single Pole

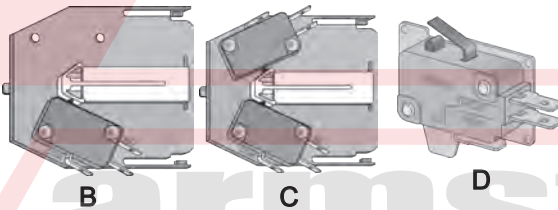
Two Pole

Three Pole

Four Pole

A = 24V Coil.	B = 120V Coil	C = 240V Coil	Poles	Full Load	Locked Rotor	Resistive	Auxiliary Switch
PC130A	PC130B	PC130C	1	30	180	50	-
PC140A	PC140B	PC140C	1	40	240	50	-
PC240A	PC240B	PC240C	2	40	240	50	-
PC340A	PC340B	PC340C	3	40	240	50	-
PC350A	PC350B	PC350C	3	50	300	65	H6S or H7S
PC360A	PC360B	PC360C	3	60	360	75	H6S or H7S
PC375A	PC375B	PC375C	3	75	450	93	H9S
PC390A	PC390B	PC390C	3	90	540	120	H9S
PC440A	PC440B	PC440C	4	40	240	50	H6S or H7S
Packard							
C130A	C130B	C130C	1	30	180	50	-
C140A	C140B	C140C	1	40	240	50	-
C240A	C240B	C240C	2	40	240	50	-
C340A	C340B	C340C	3	40	240	50	H6S or H7S
C350A	C350B	C350C	3	50	300	65	H6S or H7S
C360A	C360B	C360C	3	60	360	75	H6S or H7S
C375A	C375B	C375C	3	75	450	93	H9S
C390A	C390B	C390C	3	90	540	120	H9S
C440A	C440B	C440C	4	40	240	50	H6S or H7S

AUXILIARY SWITCHES USED WITH 3 & 4 POLE CONTACTORS




Style	Part No.	Type	Amps
B	H6S	SPDT	25-40
C	H7S	DPDT	25-40
D	H9S	SPDT	70-90

- 10 Amp @ 1/3 HP, 125 or 250 VAC.
- 1/2 Amp @ 125 VDC.
- 1/4 Amp @ 250 VDC.

REPLACEMENT COILS FOR CONTACTORS



Part No.	Pole	Voltage	Full Load Amps
C32040D	3	277	20-40
C32040E	3	480	20-40
C35060D	3	277	50-60
C35060E	3	480	50-60
C42040D	4	277	20-40



CIRCUIT PROTECTION

PLASTIC AUTOMOTIVE BLADE STYLE PLUG-IN FUSES

Part No.	Color	Amperage	Part No.	Color	Amperage
ATC1	-	Black 1	ATC10	82234	Red 10
ATC2	-	Gray 2	ATC15	82235	Blue 15
ATC3	82230	Violet 3	ATC20	82236	Yellow 20
ATC4	82232	Pink 4	ATC25	82237	Clear 25
ATC5	82231	Tan 5	ATC30	82238	Green 30
ATC7½	82233	Brown 7½	ATC40	-	Amber 40



CROSS REFERENCE				
New Edison	Old Edison	Buss	Gould	LF
ATC	BTC	ATC	None	ATO
ATC3 Replaces Nordyne Part Number 632261				
AGC	BGC	AGC	GGC	312

1/4" x 1/4" GLASS BODY FUSE

FAST ACTING FUSE 250V

Part No.	Rating
AGC1	1 AMP.
AGC2	2 AMP.
AGC3	3 AMP.
AGC4	4 AMP.
AGC5	5 AMP.
AGC6	6 AMP.
AGC7	7 AMP.
AGC8	8 AMP.
AGC9	9 AMP.
AGC10	10 AMP.



TIME DELAY FUSE

Part No.		Amps	Volts
82502	GDL1	1a	250v
82505	GDL1-1/2	1½a	250v
82507	GDL2	2	250v
82508	GDL2-1/2	2½a	250v
82510	GDL3	3a	250v
82512	GDL4	4a	250v
82513	GDL5	5a	250v
82517	GDL8	8a	250v
82518	GDL10	10a	125v
82519	GDL15	15a	125v

ONE TIME FUSES

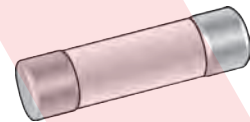
TIME DELAY PLUG

Part No.	Rating
670-6¼	6¼ AMP.
670-8	8 AMP.
670-10	10 AMP.
670-15	15 AMP.
670-20	20 AMP.
670-25	25 AMP.
670-30	30 AMP.



FUSESTAT

Part No.	Rating
675-15	15 AMP.
675-20	20 AMP.
675-25	25 AMP.
675-30	30 AMP.



MIDGIT FAST ACTING 1½" x 13/32" 250 Volt

Part No.	Rating
82702	OTM2 2a
82705	OTM5 5a
82710	OTM15 15a
82711	OTM20 20a

MINI-BREAKER® CIRCUIT PROTECTORS

The solution to a frequently blown fuse: Simply Reset It!
No need to keep buying replacements.

- Built-in time delay prevents nuisance tripping due to minor surges & temporary loads
- Convenient Push-Button Design restores connection
- Color-Banded Button provides visual indication of an open circuit

Part No.	Volts	Amps
VPKMB-15	125	15
VPKMB-20	125	20



CIRCUIT PROTECTION - FUSES

250V

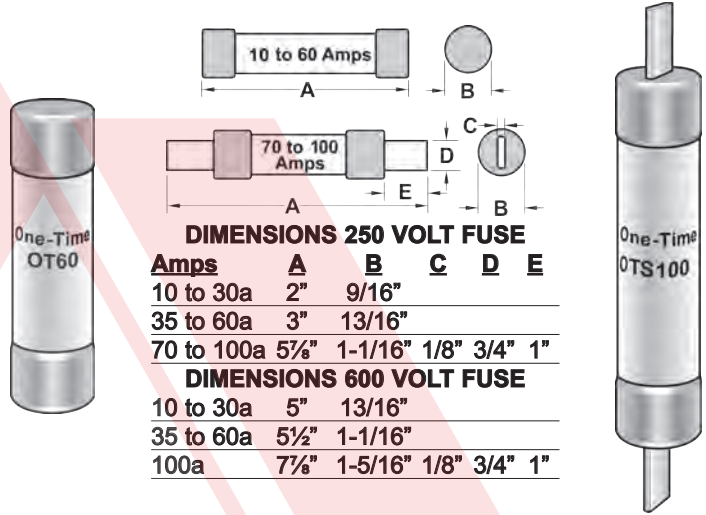
Amps	OT	Part No
10	OT10	82210
15	OT15	82212
20	OT20	82213
25	OT25	82214
30	OT30	82215
35	OT35	82216
40	OT40	82217
45	OT45	82218
50	OT50	82219
60	OT60	82220
70	OT70	82221
100	OT100	82224

600V

10	OTS10	82249
15	OTS15	82251
20	OTS20	82252
25	OTS25	82253
30	OTS30	82254
35	OTS35	82255
40	OTS40	82256
60	OTS60	82259
100	OTS100	82264

GENERAL PURPOSE CLASS K-5 ONE TIME CARTRIDGE FUSES

General purpose provide low cost protection for feeder and branch circuits serving lighting, heating, and other non-motor loads. Replace 655-(Amps).



DIMENSIONS 250 VOLT FUSE

Amps	A	B	C	D	E
10 to 30a	2"	9/16"			
35 to 60a	3"	13/16"			
70 to 100a	5 7/8"	1-1/16"	1/8"	3/4"	1"

DIMENSIONS 600 VOLT FUSE

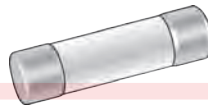
10 to 30a	5"	13/16"			
35 to 60a	5 1/2"	1-1/16"			
100a	7 7/8"	1-5/16"	1/8"	3/4"	1"

600V FAST ACTING

Amps	ATM	Part No.
1/2	ATM1/2	82907
1	ATM1	82909
2	ATM2	82911
3	ATM3	82916
4	ATM4	82912
5	ATM5	82913
6	ATM6	82914
7	ATM7	82918
8	ATM8	82915
10	ATM10	82917
15	ATM15	82919
20	ATM20	82920
30	ATM30	82922

MIDGET FUSES

1 1/2" X 13/32"

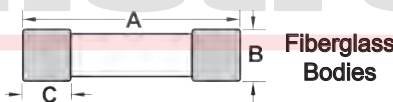


500V TIME DELAY

Amps	ATQ	Part No.
1/2	ATQ1/2	82933
1	ATQ1	82936
2	ATQ2	82941
3	ATQ3	82942
4	ATQ4	82943
5	ATQ5	82944
6	ATQ6	82945
7	ATQ7	82714
10	ATQ10	82947
12	ATQ12	82940
15	ATQ15	82952
20	ATQ20	82948
25	ATQ25	82949
30	ATQ30	82951

CLASS G 480 VOLT FUSES

Amps	AG	Part No.
1	AG1	82271
2	AG2	82290
3	AG3	82272
4	AG4	82291
5	AG5	82273
6	AG6	82274
8	AG8	82275
10	AG10	82276



DIMENSIONS

Amps	A	B	C
1 to 15a	1.31"	0.406"	0.28
20	1.41"	0.406"	0.28
25 to 30a	1.62"	0.406"	0.28
35 to 60a	2.25	0.406"	0.50

Fiberglass Bodies

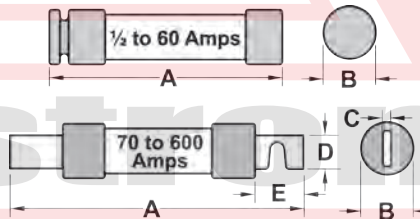
Amps	AG	Part No.
15	AG15	82278
20	AG20	82279
25	AG25	82280
30	AG30	82281
35	AG35	82282
40	AG40	82283
50	AG50	82285
60	AG60	82286

CARTRIDGE FUSES TIME DELAY (CLASS RK5)

- SmartSpot® blown fuse indication
- Fiberglass body
- High-grade silica filler
- Time delay for motor start-ups and transformer inrush currents
- Replace 640-(Amps)

Amps	Part No.
1/2	TR1/2R 82006
1	TR1R 82009
2	TR2R 82016
2½	TR2-1/2R 82017
3	TR3R 82019
3.2	TR3-2/10R 82020
4	TR4R 82021
5	TR5R 82024
5.6	TR5-6/10R 82025
6	TR6R 82026
6¼	TR6-1/4R 82027
7	TR7R 82029
8	TR8R 82030
10	TR10R 82032
12	TR12R 82033
15	TR15R 82034
17½	TR17-1/2R 82035
20	TR20R 82036
25	TR25R 82037
30	TR30R 82038
35	TR35R 82039
40	TR40R 82040
45	TR45R 82041
50	TR50R 82042
60	TR60R 82043
70	TR70R 82044
80	TR80R 82045
90	TR90R 82046
100	TR100R 82047
110	TR110R 82048
125	TR125R 82049
150	TR150R 82050
175	TR175R 82051
200	TR200R 82052
225	TR225R 82053
350	TR350R 82054
400	TR400R 82056
600	TR600R 82055

Amps	Part No.
0.2	TRS2/10R 82103
1/2	TRS1/2R 82106
1	TRS1R 82109
1.6	TRS1-6/10R 82110
2	TRS2R 82111
2¼	TRS2-1/4R 82112
5	TRS5R 82124
6	TRS6R 82125
10	TRS10R 82132
12	TRS12R 82133
15	TRS15R 82134
20	TRS20R 82136
25	TRS25R 82137
30	TRS30R 82138
35	TRS35R 82139
40	TRS40R 82140
45	TRS45R 82147
50	TRS50R 82141
60	TRS60R 82142
70	TRS70R 82143
80	TRS80R 82144
90	TRS90R 82145
100	TRS100R 82146
110	TRS110R 82154
125	TRS125R 82148
150	TRS150R 82149
175	TRS175R 82150
200	TRS200R 82151
250	TRS250R 82152
300	TRS300R 82153

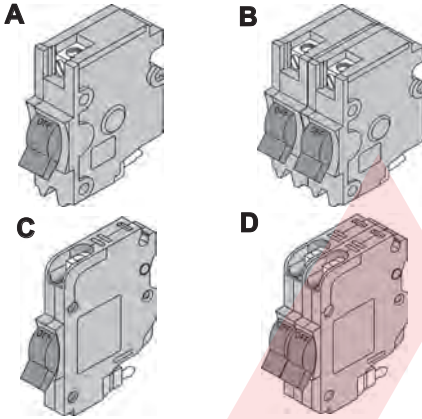


Amps	A	B	C	D	E
1/2 to 30a	2"	9/16"			
35 to 60a	3"	1-1/16"			
70 to 100a	5½"	13/16"	1/8"	3/4"	1"
110 to 200a	7½"	1-9/16"	3/16"	1½"	1½"
225 to 400a	8½"	2-1/16"	1/4"	1½"	1½"
600a	10¾"	2-9/16"	1/4"	2"	2¼"

Amps	A	B	C	D	E
0.2 to 30a	5"	13/16"			
35 to 60a	5½"	1-1/16"			
70 to 100a	7½"	1-5/16"	1/8"	3/4"	1"
110 to 200a	7½"	1-13/16"	3/16"	1½"	1½"
225 to 300a	11½"	2-9/16"	1/4"	1½"	1½"

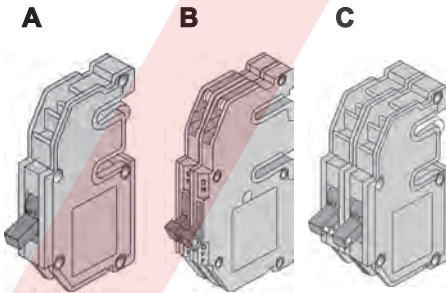
CIRCUIT BREAKERS

For Federal Pacific



Part No.	Style	Amps	Poles
UBIF15 (15)	A	15	1 (thick)
UBIF20 (20)	A	20	1 (thick)
UBIF30 (30)	A	30	1 (thick)
UBIF220 (220)	B	20	2 (thick)
UBIF230 (230)	B	30	2 (thick)
UBIF240 (240)	B	40	2 (thick)
UBIF250 (250)	B	50	2 (thick)
UBIF260 (2P60)	B	60	2 (thick)
UBIF015 (015)	C	15	1 (thin)
UBIF020 (020)	C	20	1 (thin)
UBIF030 (030)	C	30	1 (thin)
UBIF0215 (0215)	D	15	2 (thin)
UBIF0220 (0220)	D	20	2 (thin)
UBIF0230 (0230)	D	30	2 (thin)
UBIF0240 (0240)	D	40	2 (thin)
UBIF0250 (0250)	D	50	2 (thin)

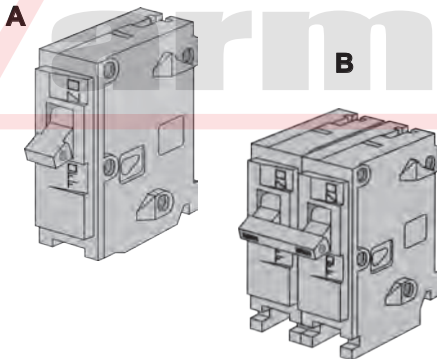
For Zinsco



Part No.	Style	Amps	Poles
UBIZ15 (Q15)	A	15	1
UBIZ20 (Q20)	A	20	1
UBIZ30 (Q30)	A	30	1
UBIZ1515 (R3815)	B	15	1 (twin)
UBIZ2020 (R3820)	B	20	1 (twin)
UBIZ3030 (R3830)	B	30	1 (twin)
UBIZ220 (QC20)	C	20	2
UBIZ230 (QC30)	C	30	2
UBIZ240 (QC40)	C	40	2
UBIZ250 (QC50)	C	50	2
UBIZ260 (QC60)	C	60	2
UBIZ2100 (QC100)	C	100	2

For Siemens

Replaces: American Switch, Bryant, Crouse-Hindes, GE(Full Size), I.T.E. Gould, Murray, Sylvania, Westinghouse

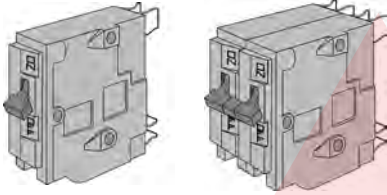


Part No.	Amps	Poles	Style
Q115	15	1	A
Q120	20	1	A
Q130	30	1	A
Q140	40	1	A
Q150	50	1	A
Q215	15	2	B
Q220	20	2	B
Q230	30	2	B
Q240	40	2	B
Q250	50	2	B
Q260	60	2	B
Q2100	100	2	B

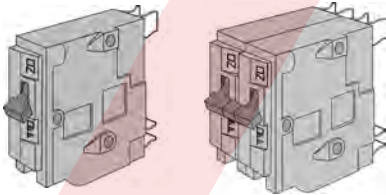
CIRCUIT BREAKERS

1 and 2 Pole 120 and 240 Volts
FOR RESIDENTIAL OR COMMERCIAL APPLICATIONS

For Square "D"



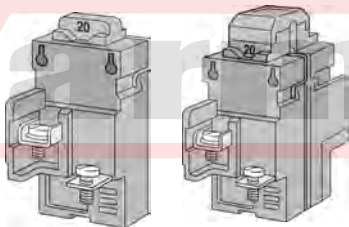
<u>Part No.</u>		<u>Amps</u>	<u>Poles</u>
D115	(MA-D115)	15	1
D120	(MA-D120)	20	1
D130	(MA-D130)	30	1
D140	(MA-D140)	40	1
D150	(MA-D150)	50	1
D215	(MA-D215)	15	2
D220	(MA-D220)	20	2
D230	(MA-D230)	30	2
D240	(MA-D240)	40	2
D250	(MA-D250)	50	2



**Square "D" & Square "D" Type
 Homeline**

<u>Homeline</u>	<u>Amps</u>	<u>Poles</u>
HOM115	15	1
HOM120	20	1
HOM130	30	1
HOM140	40	1
HOM150	50	1
HOM215	15	2
HOM220	20	2
HOM230	30	2
HOM240	40	2
HOM250	50	2
HOM260	60	2

For Pushmatic



<u>Part No.</u>		<u>Amps</u>	<u>Poles</u>
UBIP115	(P115)	15	1
UBIP120	(P120)	20	1
UBIP130	(P130)	30	1
UBIP215	(P215)	15	2
UBIP220	(P220)	20	2
UBIP230	(P230)	30	2
UBIP240	(P240)	40	2
UBIP250	(P250)	50	2
UBIP260	(P260)	60	2
UBIP2100	(P2100)	100	2

HVAC

SURGE PROTECTION, DISCONNECTS & A/C WHIPS

POWER DISTURBANCE PROTECTION

Compressor Defender protects compressors and circuit boards in residential and light commercial applications from brownouts, surges, and short cycles. **CD1-024R**



CD1-024R



AG3000

Easy-to-install surge protector is the perfect add-on for HVAC equipment. It features unmatched surge protection ratings. **AG3000**

DITEK SURGE PROTECTOR



- Weatherproof enclosure
- Diagnostic LED provides positive indication of power, ground presence, and surge protection
- Automatically resets to handle multiple surge events
- Made in the USA
- Parallel connection for easy installation
- 120/240 VAC
- Response time less than 1 nanosecond
- Peak surge current 72,000 Amps/Phase

PSP72KA

ECONOMY DISCONNECTS

Part No.	Amp	Fuse
MA-WSFD30A	30	fused
MA-WSFD60A	60	fused
MA-WSNFD60A	60	non-fused
80308	60	non-fused w/GFI

3 PHASE DISCONNECT

Part No.	Amp	Fuse
MA60NF3	60	non-fused



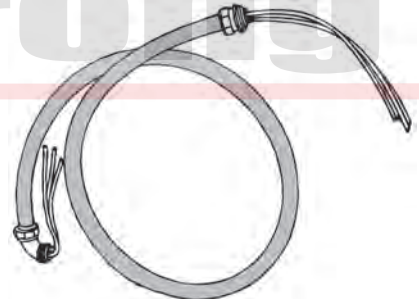
AIR CONDITIONING WHIPS

1-straight + 1-90 connector

Part No.	Dia. x L	Wire
MA4012W	1/2" X 4'	#10 THHN
MA4034W	3/4" X 4'	#8 THHN
MA6012W	1/2" X 6'	#10 THHN
MA6034W	3/4" X 6'	#8 THHN

With Plastic End Connections

MAP4012W	1/2" X 4'	#10 THHN
MAP4034W	3/4" X 4'	#8 THHN
MAP6012W	1/2" X 6'	#10 THHN
MAP6034W	3/4" X 6'	#8 THHN



FAN & LIMIT CONTROLS

Fan and Limit Controls for Universal Replacement

Used with gas or oil heating systems. Adjustable fan switch temperature and differential. Adjustable hi-limit. Suitable for line voltage circuits up to 240 volts, and for 24 volt circuits. Select correct element length below. All listed models have summer fan switch for "Fan On". For special models and quantity prices, contact your nearest ARMSTRONG WHOLESALER.



➔ **TWO QUALITY BRANDS IN STOCK** ➔

Element Length	<u>WHITE - RODGERS</u> Part No.	<u>HONEYWELL</u> Part No.
5"	5D51-35	L4064B2228
7.5"-8"	5D51-90	L4064B2236
11"-11.5"	5D51-78	L4064B2210

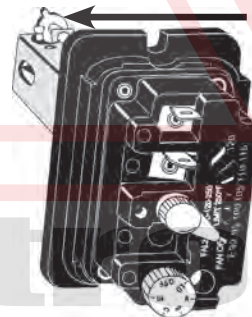
COMPACT FAN & LIMIT CONTROLS

THESE COMPACT COMBINATION FAN & LIMIT CONTROLS MAY BE USED FOR EXACT REPLACEMENT FOR INDEPENDENT FAN OR LIMIT SWITCHES ON MANY FURNACES. THEY MAY ALSO BE USED TO REPLACE OTHER TYPES BY ADDING KIT NO. A4590-159. NO MANUAL "SUMMER SWITCH" ADJUSTABLE "FAN-OFF" SETTING FROM 90-120°F FOR FAN MOTORS UP TO 3/4 HP.

ADJUSTABLE LIMIT SETTING FROM 150-250°F.

STANDARD MODELS HAVE ADJUSTABLE.
DIFFERENTIAL FROM 25-60°F.

HEAT-ASSIST MODELS HAVE 24 VOLT, .08 AMP. BUILT-IN HEATER TO ASSURE FAN TURN-ON ABOUT ONE MINUTE (TEST 43-81 sec.) AFTER WALL THERMOSTAT CALLS FOR HEATING CORRECTS "SHORT-CYCLING" OF FAN MOTOR.



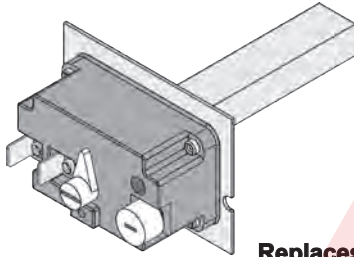
LIMIT TEMPERATURE
ADJUSTMENT

Part No.	Replaces Old Number	Type	Element Length
F558	FAL3C05TD120-250	Standard	3"
F559	FAL7C05TD120-250	Standard	7"
F560	FALTS57C05T120-250	Heat-Assist	7"
F561*	FALTS57C65T120-250	Heat-Assist	7"

* SPECIAL HEAT SHIELD ATTACHED TO ELEMENT

FAN & LIMIT CONTROLS

CAMSTAT FAN CONTROLS FOR FURNACE MOTORS UP TO 3/4 HP.



STANDARD TYPE


Adjustable Fan-off and differential settings provide a wide range for duplicating the original control temperatures. Select correct element length & width from the chart and order by Part Number.

HEAT-ASSIST TYPE

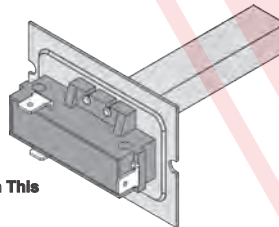
Built-in heater, 1A 24VAC, for assured fan turn-on in 30 to 60 seconds. Adjustable fan-off 80-110F. Corrects "Short-cycling" of fan motor. Element width 1".

Part No.	Replaces Number	Type	Element	
			Width	Length
F564	F47-3TD-120-25C	Standard	7/16"	3
F565	F47-7TD-120-25C	Standard	7/16"	7"
F566	F47TS-3T-110	Heat-Assist	1"	3"
F567	F47TS-7T-110	Heat-Assist	1"	7"
F562	F214-12A-140-25C	Standard	11/16"	3"
F563	F214-13A-140-25C	Standard	11/16"	7"

CAMSTAT LIMIT CONTROLS



Replace This

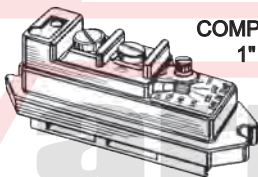


With This

Adjust temperature to match original control for exact replacement of hundreds of OEM Part Numbers. Models have Gold contacts for better performance in millivolt circuits as well as 24V and line voltage. Models are provided with a double-throw switch. Fixed differential is 30°F

Part No.	Replaces Number	Adjustable Temp. Range (F°)	Length
F569	L59-7BT250	120-250	7

FLUSH MOUNT ADJUSTABLE THERMOSTATS



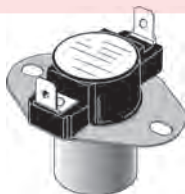
COMPACT
1" X 3"

**Discontinued
Limited To
Quantities
On Hand**

FAN CONTROL
70° to 160°
Part Number
757-1 (71570)

LIMIT CONTROL
110° to 200°
Part Number
758-1 (71572)

HF110DC FURNACE THERMOSTAT



**HF110DC - Deep Cut Design
Furnace Thermostat for Mobile Homes
Closes at 110°F with 20° Differential**

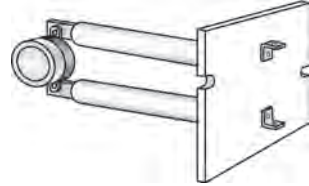
Thermostat extends 3/4" into furnace. SPST switch with 1/4" tab terminals. Mounting holes 1 5/8" center-to-center. Used on many mobile home systems.

FAN & LIMIT CONTROLS

GAS FURNACE LIMIT THERMOSTATS

Type 36T style thermostat, 3" board mount. Replacement for gas furnace limits, used since 1987. UL Recognized and CSA Approved.

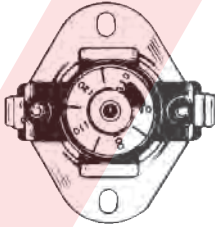
<u>Part No.</u>	<u>Replacement for</u>	<u>Opens</u>	<u>Closes</u>
HL501	Bryant HH12ZA174A Carrier HH12ZA176A, P331-2203	170°F	130°F
HL502	Lennox 26H6501 Carrier HH12ZA178A Goodman B1370001	180°F	150°F
HL503	Bryant HH12ZA189 Carrier HH12ZA193A, P331-2205	190°F	150°F
HL504	Bryant HH12ZA240 Carrier HH12ZA199A, HH12Z252A	240°F	160°F



ADJUSTABLE THERMOSTATS

These 6 new Adjustable Thermostats provide replacement coverage for approximately 95% of the hundreds of different temperature ranges and styles used on dryers and heating equipment. Each AT Series thermostat can be adjusted up to 40° from the low to the high setting by rotating the adjustable pointer to the desired temperature on the dial.

LIMIT CONTROLS - S.P.S.T.



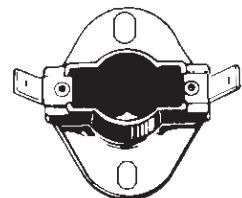
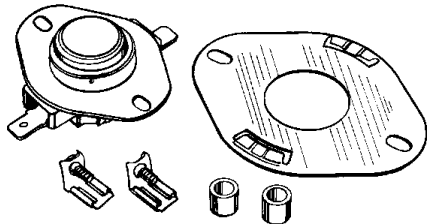
<u>Part No.</u>	<u>Range</u>	<u>Diff.</u>
AT12	L135-4 to L175-4	40°
AT13	L175-4 to L215-4	40°
AT14	L210-4 to L250-4	40°
AT15	L250-4 to L290-4	40°

FAN CONTROLS - S.P.S.T.

AT21	F90-2 to F130-2	20°
AT22	F140-2 to L180-2	20°

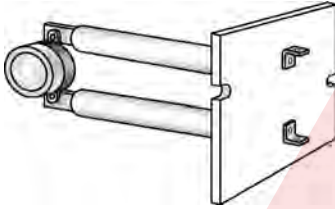
HEATING THERMOSTATS For Air Stream or Surface Mount

<u>HF FAN SWITCH CLOSE ON RISE</u>			<u>HL LIMIT SWITCH OPEN ON RISE</u>			<u>MANUAL RESET LIMITS</u>	
<u>Part No</u>	<u>Temp. Setting(F°)</u>		<u>Part No</u>	<u>Temp. Setting(F°)</u>		<u>Part No</u>	<u>Temp.(F°)</u>
	<u>Cut-In</u>	<u>Cut-Out</u>		<u>Cut-In</u>	<u>Cut-Out</u>		<u>Cut-Out</u>
HF90	90	80	HL140	100	140	HM160	160
HF110	110	90	HL150	110	150	HM170	170
HF120	120	100	HL160	120	160	HM180	180
HF140	140	120	HL170	130	170	HM200	200
			HL180	140	180		
			HL190	150	190		
			HL200	160	200		
			HL230	190	230		
			HL250	210	250		



LIMIT CONTROL SWITCHES

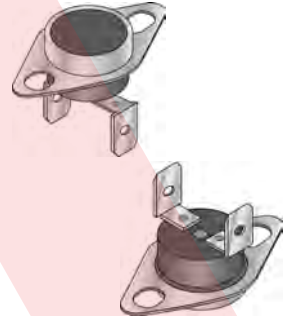
PLENUM THERMOSTATS



Part No.	Open	Close	Board		Insertion
			Width	Height	Length
HL505	140	100	1.88	2.8	1.87
HL506	170	130	1.88	2.8	1.87
HL507	140	110	1.88	2.8	3.12
HL508	190	170	1.88	2.8	3.12
HL509	240	210	1.88	2.8	3.12
HL510	150	130	1.625	1.44	3.12
HL511	160	140	1.625	1.44	3.12
HL512	170	150	1.625	1.44	3.12
HL513	170	130	1.88	2.94	3.12
HL514	180	140	1.88	2.94	3.12
HL515	200	160	1.88	2.94	3.12
HL516	210	170	1.88	2.94	3.12
HL517	220	180	1.88	2.94	3.12
HL518	250	210	1.88	2.94	3.12
HL519	155	125	1.88	2.8	7.12

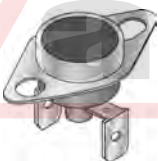
AUTO RESET LIMITS 36TX11 SERIES - ROLLOUT SWITCHES

Part No.	Description	Cut-Out	Cut-In
LS140	Limit Switch	140	100
LS150	Limit Switch	150	110
LS160	Limit Switch	160	120
LS170	Limit Switch	170	130
LS180	Limit Switch	180	140
LS200	Limit Switch	200	160



MANUAL RESET LIMIT 36TX16 - ROLLOUT SWITCHES

Limit Switch - Resetable

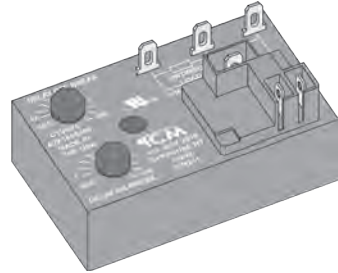


Part No.	Cut-Out	REPLACEMENT FOR		
		Rheem	Nordyne	Goodman
RL130	130	47-22453-01		
RL135	135	47-22453.02		
RL220	220		626354	
RL230	230		626353	
RL240	240		626355	
RL250	250		626352	
RL260	260		626350	
RL300	300	47-22861-02	626343	
RL350	350			B13701-54

FAN DELAY SWITCHES

POST PURGE TIMER

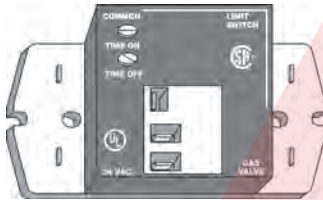
- ON delay lets air reach proper level prior to energizing fan
 - OFF delay purges ducts of residual air to increase efficiency
 - ON Delay: 1-180 seconds
 - OFF Delay: 12-390 seconds
- Upon closure of the initiate switch the delay on make period begins. Once complete, the load is energized and remains energized as long as the initiate switch is closed. When the initiate switch opens, the delay on break period begins. Once complete, the load is de-energized and all time delays reset.



ICM251

BLOWER CONTROL FOR 80% FURNACES

Features time delay "on" and time delay "off" for solid state main blower control on gas fired furnaces. Adjustable "on" and "off" times 0 to 4 minutes.

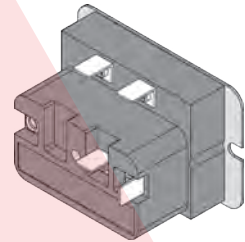


BC7070

CAMSTAT S106 SERIES TIME DELAY RELAY

This Time Delay Relay is a device for use in controlling electric operating devices at a predetermined time interval after the heater is energized.

CONTROL CIRCUIT - 24V/.12 Amps
 N.O. SWITCH 1 H.P.
 N.C. SWITCH 1/2 H.P.

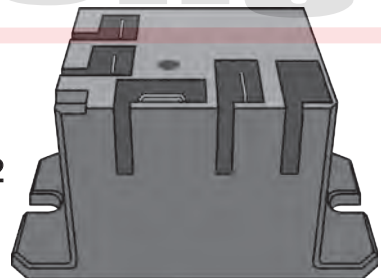


Part No.	Replaces Number	Switch Action	Timing In Seconds	
			Delay On Make	Delay On Break
F582	S106-1A45-75C	SPST-NO	30-50	60-90
F583	S106-1A50-40C	SPST-NO.	45-55	30-50
F585	S106-1A55-60C	SPST-NO.	50-60	45-75
F584	S106-1A40-100C	SPST-NO.	34-45	80-100
F586	S106-1B65-45C	SPDT	60-70	45-75

ELECTRIC HEATER RELAY

- 22 Volt DC Coil
- Used with AMF(K,H)xxCxx heaters in ICP Air Handlers

Continuous Coil Voltage 395
 Pick-Up Min. 215
 Pick-Up Max. 225
 Drop Out Max. 120
 Replaces: ICP 1084529, 111001922
 Potter & Brumfield T92



PR1922

SOLID STATE TIMER CONTROL

DUTY CYCLE TIMERS



Part No.

ICM305
(minutes)

ICM306
(seconds)

Features and Applications

- Reliable duty cycle timer ideally suited for defrost applications.
- Suitable for process equipment or applications requiring intermittent delays.
- Switch-settable time delays
- Digital timing accuracy.
- Reliable solid state output.
- Epoxy-encapsulated for greater reliability.
- ICM305: time delay in minutes.
- ICM306: time delay in seconds.
- On time starts at powerup
- 2" x 3" package

Specifications

- 18-240 VAC
- 1 amp
- 10 amp inrush
- Time Delay: ICM305
- Switch-settable from: 1-1,023 min. in 1 min. intervals.
- Time Delay: ICM306
- Switch-settable from: 1-1,023 sec. in 1 sec. intervals.

CONTROL BYPASS TIMER



Part No.

ICM175

Features and Applications


- Designed to bypass a low pressure switch or other device during startup.
- Ideal for low ambient startups.
- Key component for "winter start" kits.
- Helps to reduce nuisance lockouts.
- Universal AC voltage operation.
- Knob-adjustable time delays.
- Epoxy-encapsulated circuitry.
- Compact 2" x 2" package

Specifications

- 18-240 VAC
- 50/60 Hz.
- 1 amp maximum
- 40 ma minimum
- 10 amp inrush
- Knob-adjustable time delays: 10-1,000 sec.

Replaces: Mars 32395 and Supco TDP68

OFF DELAY TIMER



Part No.

ICM253

Features and Applications


- UL873 recognition for compressors applications.
- Post-purge fan delay timer.
- OFF delay purges ducts of residual air at the end of the heating/cooling cycle.
- Interrogation delay eliminates nuisance trips due to thermostat bounce/tampering.

Specifications

- 18-240 VAC
- 1 amp maximum
- 40 ma minimum
- 10 amp inrush
- Adjustable time delays: 10-1,000 sec. 12-390 sec.

Replaces: Mars 32393 and Gemline IC216

SOLID STATE IMPEDANCE / LOCKOUT RELAY



Part No.

ICM220

Features and Applications

- UL 873 recognition as compressor controller.
- Low cost lockout relay
- Helps eliminate nuisance lockouts typical of Series 84 & 93 impedance relays.
- Ideal for use with safety/interlock switches.
- Replaces impedance relays Series 84 & 93

Specifications

- 18-240 VAC
- Frequency: 50/60 Hz
- Power Consumption: 2 watts max@lockout
- Relay: 1 form C
- Contacts: 2 amps @ 30 VAC resistive

LINE VOLTAGE WALL THERMOSTATS

Honeywell LineVoltPRO™ Thermostats 240 Volt



TL7235A1003

Digital
On-Demand Backlight

TL8230A1003
7-Day Programmable
On/Off Switch
On-Demand Backlight



DIGITAL THERMOSTAT FOR LINE VOLTAGE APPLICATIONS

Designed to control electric heating systems such as baseboard heaters, radiant floors, radiant ceilings and convectors.

- Digital Non-Programmable
- 2-Wire Non-Polarized
- For Electric Heating up to 4000W
- Simple configuration menu to activate options
- Prevents temperature swings can maintain a set temperature to within 0.1°C (1°F)
- 25% larger lighted LCD display for better low-light viewing with great contrast.
- 50% Larger Characters for Easier Reading

1E65-144




FAN COIL THERMOSTAT

Fan direct control of line voltage valves & motors on fan coil units with manual change over and 3 speed fan.

System switch - cool-off-heat fan
switch -high - med - low

Mounts on 4"x4" junction box
replaces Honeywell T694B.

1A11-2



**LOW-COST
FOR ELECTRIC
HEAT**

CEMCO

22 AMP

Multivoltage 120V, 208V, 240V, 277V. Max load resistive 7.2 amps, inductive 8 Fla @ 120V and 4 Fla at higher voltages. Mounts directly to standard vertical outlet box. May be used for heating only, cooling only, or heating-cooling with remote change over switch (manual or automatic).

**WHITE-RODGERS
THERMOSTAT
1A10-651**



**SWITCHING
SUBBASE
S29-21**

Part No.

ET5S1 Single Pole

ET5D1 Double Pole

Exclusively For Contractors

- Ambient Temperature Display
- Positive OFF Switch (4 Wire Model)
- Simple Single Dial Control
- No Batteries Necessary
- Great For Baseboard Heaters
- Heat Only
- Mercury Free
- Non Programmable

Part No. **Description**

T501ML2 2 Wire

T501ML4 4 Wire Positive OFF Switch



PRO

HVAC

SMART & TOUCH SCREEN THERMOSTATS

Honeywell

T1 Pro Non-Programmable



- Single Stage
- 1 Heat /1 Cool
- Battery (2 AA) or Hardwired 24 VAC
- 2 $\frac{3}{8}$ " LCD Screen
- Push-Button Control

TH1110D2009

T4 Pro Programmable

- Single Stage
- Program Modes:
 - Manual / Not Programmed, 5-2
 - Programmable, 7-Day Programmable, 5-1-1
- 1 Heat/1 Cool Heat Pumps, 1 Heat/1 Cool Conventional Systems
- Battery (2 AA) or Hardwired 24 VAC
- 2 $\frac{3}{4}$ " LCD Screen
- Push-Button Control
- Fan Function: Cycled, Continuous

TH4110U2005



Wi-Fi T6 ProSeries

T6 Pro Multi-Stage 2 Heat/2 Cool Programmable

The T6 Pro Smart Thermostat can:
Program your weekly schedule - or enable the geofencing feature (a defined area that enables software to trigger a response when a mobile device enters or leaves that particular area) to respond to your active lifestyle. When you come and go, your temperature settings will automatically adjust based on your location. No need to predict your schedule up front.



TH6220WF2006

- Compatible with most heating, cooling, and heat pump systems
- Required: 24 VAC power ("C" wire) Input: 24 V ~ @ 60 Hz, 1 A
- Android or iOS Smartphone or Tablet Compatible
- Program Modes:
 - 5-1-1 Programmable,
 - 5-2 Programmable,
 - 7-Day Programmable,
 - Geofencing
 - Manual / Not Programmed
- 2 $\frac{7}{8}$ " Touch Screen
- Fan Function: Cycled, Continuous

SMART & TOUCH SCREEN THERMOSTATS

Honeywell

Honeywell's Wi-Fi thermostats allow remote access to the thermostat through a computer, tablet, or smart phone with Honeywell's Total Connect Comfort Service.

Wi-Fi T6 ProSeries

- Selectable to 7-Day or Non-programmable thermostat.
- Large display size 5.09 sq. in.
- Up to 3 Heat/2 Cool Heat Pumps
- Up to 2 Heat/2 Cool Conventional Systems
- Switch Positions (System)
HEAT-OFF-COOL-AUTO-EM.HEAT
- Switch Positions (Fan) - AUTO-ON
- Sensor Element - Thermistor
- Differential Temperature (F) $\pm 1^\circ\text{F}$
- Changeover - Auto/Manual Selectable
- Electrical Ratings - 20 to 30 Vac



TH6320WF2003

WiFi 9000 Color Touchscreen Thermostat



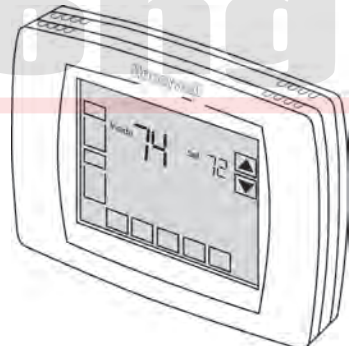
TH9320WF5003

- Selectable to 7-Day or Non-programmable thermostat.
- Large display size 8.06 sq. in. Color Touchscreen
- Customize the screen color to match any décor
- Up to 3 Heat/2 Cool Heat Pumps
- Up to 2 Heat/2 Cool Conventional Systems
- Switch Positions (System)
HEAT-OFF-COOL-AUTO-EM.HEAT
- Switch Positions (Fan)
AUTO-ON-CIRC-FOLLOW SCHEDULE
- Tri-Lingual Display (selectable for English, French or Spanish)
- On-line scheduling or Locally at thermostat
- Changeover - Auto or Manual
- Electrical Ratings - 20 to 30 Vac

- Effortless menu-driven programming
- Universal Application works w/conventional heat & heat pump systems 1H/1C
- Large backlit display shows room temp, set temp, & current time all at once
- Separate programming for each day of the week - 4 periods per day
- Program retained in memory in if power outage
- Change reminders for filters & low batteries

TH8110R1008

1 Heat + 1 cool



Sensi™ UNIVERSAL Wi-Fi THERMOSTATS

EASY TO INSTALL & CONNECT:

Features illuminated easy-click terminals and in-app instructions.

CONTRACTOR-ON-CALL:

Puts contractor e-calling card at customer fingertips

SMART HOME COMPATIBLE:

Works with Amazon Alexa, Google Assistant, Apple HomeKit (c-wire required), and Samsung SmartThings smart home platforms.

HD COLOR TOUCH SCREEN:

The high-definition color display features easy-to-read temperatures and intuitive menus.

CIRCULATING FAN:

Air circulation may improve indoor air quality by helping to regulate temperature and prevent buildup of particles and mold.

MULTI THERMOSTAT CONTROL:

Easy management for schools and light commercial applications.

HUMIDITY CONTROL:

Help homeowners stay comfortable with humidification/dehumidification control.

GEOFENCING:

Temperatures change automatically, based on the location of the homeowner's smartphone.

SMART ALERTS:

Notifies customers of extreme temperature and humidity levels.

SAVE ABOUT 23% ON HVAC ENERGY*:

By adjusting the temperature using flexible scheduling, remote access, and geofencing, Sensi customers saved about 23% on HVAC energy usage.



WI-FI



1F87U-42WF

1F95U-42WFB
Black

1F95U-42WF
White

Stages: • 2/2 Heat/Cool • 4/2 Heat Pump • Gas/Oil/Electric • 24V Hardwired • Auto DST Adjust
• Auto-Changeover • Circulating Fan • Dual Fuel Controls • EMR Early Start Program
• Humidity Control • Keypad Lockout • Permanent Memory • Energy Star Certified

Key Pad w/ Battery Backup

1F87U-42WF Sensi™ Universal Wi-Fi Thermostat

Touch Screen - 3-Wire Zone

1F95U-42WF Sensi™ Touch Smart Wi-Fi Thermostat - White

1F95U-42WFB Sensi™ Touch Smart Wi-Fi Thermostat - Black

TOUCHSCREEN THERMOSTATS

90 Series BLUE™ Touchscreen

Standard Features:

- Large 12-square-inch touchscreen display – largest in the industry.
- Extra-large touch keys for easy operation.
- Universal Dual-Powered – choice of battery-powered or hardwired with battery back-up.
 - Automatic daylight savings option.
- Universal – choice of 7 day, 5/1/1 day programmable or non-programmable
 - Audible feedback
- Programmable fan.
 - Circulator fan cycling.
- 3 wire zone valve.
 - Remote sensing indoor/outdoor.
- Patented Cool Savings.
 - Enhanced security settings.



Stages Heat/Cool Auto

Part No.	Program Days	Program Periods/Day	Single Stage	Multi Stage	Heat Pump	Change Over	Remote Sensor
1F95-1277	7, 5+1+1, 0	4, 2, 0	1/1	2/2	3/2	YES	*
1F95-1291	7, 5+1+1, 0	4, 2, 0	1/1	2/2	4/2	YES	*
1F97-1277	7, 5+1+1, 0	4, 2, 0	1/1	-	3/2	YES	*

* ORDER F145-1328 SENSOR IF NEEDED

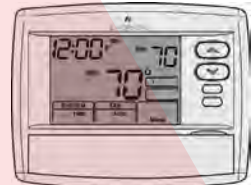
90 Series Universal BLUE™ 6" Display

BLUE™ Commercial

- Pre-occupancy purge and/or programmable fan
- Economizer/damper control output
- Remote sensing indoor and at the thermostat
- Keypad lockout – total or partial
 - Auto Change Over

Stages Heat/Cool

Part No.	Program Days	Program Periods/Day	Single Stage	Multi Stage	Heat Pump	Remote Sensor
1F95-0680	7, 5+1+1, 0	4, 2, 0	1/1	2/2	4/2	*



BLUE™ EASY READER

- Super-Large Numbers & Letters Easy to view without glasses.
- Dual Fuel with Logic Feature (No outdoor sensor required)
- Simple One-Button One Function Operation.
- Hardwired or Battery Powered

Part No.	Days	Periods/Day	Stage	Stage	Pump	Sensor
1F95EZ-0671	7, 0	4, 2, 0	1/1	2/2	4/2	NO



HVAC

BLUE™ 6"

- Programmable Fan Control
 - Keypad Lockout
- Dual Fuel with outdoor sensor
 - Furnace filter change reminder
- Hardwired or Battery Powered with power stealing assist

Part No.	Days	Periods/Day	Stage	Stage	Pump	Sensor
1F95-0671	7, 5+1+1, 0	4, 2, 0	1/1	2/2	4/2	*



80 Series WALL THERMOSTATS

Selectable Programming

- For maximum flexibility, choose from 7 Day, 5+1+1 Day or Off on all programmable models
- Dual Fuel Standard on All Staging Models
- Industry proven algorithms adjust automatically to satisfy a call for heat the most efficient way based on the system configuration.
- No outdoor sensors or settings required.
- A fossil fuel kit may be added if user selectable balance point settings are desired.

Battery or Hardwire

- Permanent program retention during power loss
- Optional continuous display light (with "C wire")
- 2 replaceable AA batteries provided

Comfort and Convenience

- Auto heat/cool changeover option on Universal models
- Keypad Lockout
- Room temperature display can be recalibrated up to +/- 5°
- Maintains room temperature to within +/- 1°F
- Select from ° F or ° C
- Adjustable filter change reminders
- A/C compressor protection

Thermostat Display

- Backlight Button – for easier low-light viewing
- Optional Continuous Display Light (with "C wire")


Energy Performance

- Energy Aware qualified
- Energy savings up to 30%

White-Rodgers™

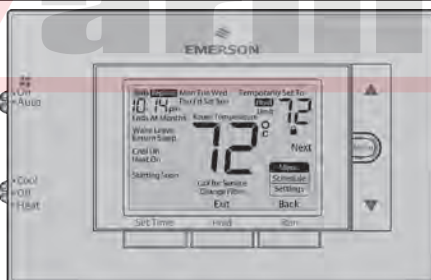


EMERSON™
Climate Technologies



1F85U-22PR Universal

Part No.	Stages Dual (H/C)	Fuel	Selectable Program	Program Periods	Application	Filter Change Reminder
1F85U-42PR	4H / 2C	√	7, 5-1-1 or None	4 or 2	Universal	√
1F85U-42NP	4H / 2C	√			Universal	
1F85U-22PR	2H / 2C	√	7, 5-1-1 or None	4 or 2	Universal	√
1F85U-22NP	2H / 2C	√			Universal	
1F83H-21PR	2H / 1C	√	7, 5-1-1 or None	4 or 2	Heat Pump	√
1F83H-21NP	2H / 1C	√			Heat Pump	
1F83C-11PR	1H / 1C		7, 5-1-1 or None	4 or 2	Conventional	√
1F83C-11NP	1H / 1C				Conventional	



1F83H-22NP Heat Pump



1F83C-11NP Heat Pump

WALL THERMOSTATS

COMFORT-SET 70

FEATURES:

- Battery powered for maximum compatibility.
- Large 1.2 sq in LCD with backlight.
- Fossil fuel or electric heat compatible.
- Classic White color.
- Selectable Celsius or Fahrenheit temperature display. **1F78-151**
- 24 Volt or Millivolt
- Soft-touch keypad
- Maintains room temperature differential within +/- 1°



1F78-144



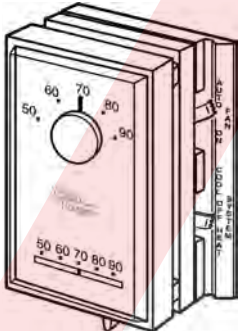
1E78-140



1E78-151

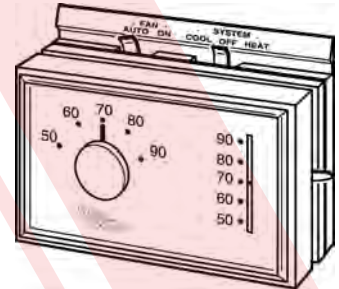
Stages

<u>Part No.</u>	<u>Programming</u>	<u>Heat/Cool</u>
1F78-144	Non-Programmable	1/1
1F78-151	5+2 Day Program	1/1
1F79-111	Heat Pump	2/1
VERTICAL		
1E78-140	Non-Programmable Heat Only	1/0
1E78-144	Non-Programmable	1/1
1E78-151	5+2 Day Program	1/1



White-Rodgers Mercury-Free Universal Replacement Mechanical Thermostats

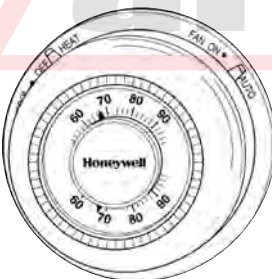
- Replacement for Hundreds of White-Rodgers and Competitive Models Installed During the Past 50 Years
- Enclosed Contacts for Increased Reliability and Accuracy
- Horizontal and Vertical Models for 24V, 3-Wire Zone Single Stage and Millivolt Applications



<u>Part No.</u>	<u>Voltage</u>	<u>Description</u>
1E56N-444	24	Vertical Heat/Cool with Heating or Cooling
1F56N-444	24	Horizontal Heat/Cool with Heating or Cooling
1E30N-910	24	Vertical Heat Only

Honeywell "The Round" Mercury Free Wall Thermostats

Standard of the heating industry for many years the Honeywell "Round One" is now improved by being designed mercury free. Electronic switch replaces mercury for environmentally friendly performance. Available in a special large scale easy to see model, as well as the popular types shown below. The heating - cooling subbase is used with gas or oil heating and electric cooling.



<u>Part No.</u>	<u>Voltage</u>	<u>Description</u>
T87K1007	24	Heating
T87N1000	24	1 Heat / 1 Cool
T87N1026	24	1 Heat / 1 Cool - Large - Easy to See

PRO1 WI-FI THERMOSTATS



Easy Setup: The quickstart guide will walk the homeowner through the WI-FI linking procedure.



Smart Grid Capable: Works with many utility incentive programs.



Control From Anywhere: Monitor and control your HVAC system anywhere using your computer, smart phone or tablet.



WIFI Optional: All thermostats are fully functional without internet access. Unknown network password? New construction? No problem.



Active Alerts: Receive alerts from anywhere. High and low temp. limits, connection status, and more.



Energy Star Certified: Smart thermostats that earn the ENERGY STAR label have been independently certified, based on actual field data, to deliver energy savings.

PRO1

8 Sq. In. Touch Screen Display Wi-Fi Thermostat



- 7 Day Programmable
- Non-programmable
- Hardwire Only
- Heat 2 Cool (2 stages for conventional heat)
- 5 Heat, 3 Cool Heat Pump with emergency heat compatible
- 5/1/1 Programmable
- Light Commercial
- Dual Fuel Capable

Terminals: Rh, Rc, C, D, S1, S2, Y, Y2, W/E, W2, H, G, B, O

T855iSH

Wired Remote Sensors (Thermistors)

Can be wired to any Pro1 wired sensor capable thermostat.

R251S

Wired Indoor Remote Sensor

This accessory allows you to sense temperature anywhere.

R250S


Wired Outdoor Or Slab Sensor

This accessory allows you to sense temperature anywhere. It can be used as an outdoor sensor or as a slab (floor) sensor!



T150 Thermostat Guard

Commercial strength locking thermostat cover guard.
Can install without removing the existing thermostat.



T119 Wall Cover Plate

Cover up wall marks when updating thermostats.
Heavy-duty plastic plate fits on all Pro1 sub-bases
Fits inside the T150 Thermostat Guard.

PRO1 WALL THERMOSTATS

7 Sq. In. Display Wi-Fi Thermostat

- Blue backlight
- Separate heating and cooling swing (cycle rate) adjustments
- Room temperature calibration adjustment
- Easy wire color coded terminal blocks
- Mounts on wall or junction box
- Programmable Through App
- Glow in the dark light button
- Universal sub-base
- Hardwire Only
- 5 year warranty



T701i

- Single Stage
- 1 Heat, 1 Cool Conventional

T721i

- 2 Heat, 1 Cool Heat Pump
- 1 Heat, 1 Cool Conventional

7 Sq. In. Display Wireless Universal Thermostat

T751

- Improved blue back light
- 5 minute compressor delay protection (selectable on or off)
- Adjustable setpoint limits
- Separate heating and cooling swing (cycle rate) adjustments
- Room temperature calibration adjustments
- Easy wire color coded terminal blocks
- Mounts on wall or junction box
- Universal
- Up to 2 Heat 2 Cool Conventional
- Up to 3 Heat 2 Cool Heat Pump
- Glow in the dark light button
- Universal sub-base
- Battery or 24v power
- Non-Programmable



Wireless Remote Thermostat

R751WO

- Occupancy Sensor
- Used as an Accessory with the T755WHO
- Universal
- Up to 2 Heat 2 Cool Conventional
- Up to 3 Heat 2 Cool Heat Pump
- 7 Sq. In. Display
- Non-Programmable

Wireless Universal (Optimized for PTAC's)

- Up to 1 Heat 1 Cool Conventional
- Up to 2 Heat 1 Cool Heat Pump
- Battery or Hardwire
- Non-Programmable

Part No.

T731W

T731WO

Description

Wireless Universal

With Occupancy Sensor



HVAC

PRO1 WALL THERMOSTATS

4 Sq. In. Display Non-Programmable

PRO

- Blue backlight
- Easy access battery compartment
- Electric or Gas configurable
- Separate heating and cooling swing (cycle rate) adjustments
- Room temperature calibration adjustments
- 5 minute compressor delay protection (selectable on or off)
- Easy wire color coded terminal blocks
- Mounts on wall or junction box
- Glow in the dark light button
- 5 year warranty
- Universal sub-base
- Battery or 24v power



T701, T771

- 1 Heat 1 Cool
- Single Stage

T701

- 1 Heat Only or 1 Cool Only
- Heat only or Cool only applications
- Set point limits (meets building codes for garage applications)
- Easy access battery compartment
- Single Stage

T771



T721

- 2 Heat 1 Cool
- Heat Pump with Emergency Heat Compatible
- Multistage

T721

4 Sq. In. Display

7 Day or 5/1/1 Programmable

- 1 Heat 1 Cool
- Single Stage

T705



T705, T715, T725

- 2 Heat 2 Cool
- Multistage

T715

- 2 Heat 1 Cool
- Heat Pump with Emergency Heat Compatible
- Multistage

T725

PRO1 WALL THERMOSTATS

7 Sq. In. Display

- Up to 2 Heat, 2 Cool Convnetional
- Up to 3 Heat, 2 Cool Heat Pump with emergency heat compatible
- 7 Day, 5/1/1 or Non-Programmable
- Adjustable Setpoint Limits
- Battery or Hardwire
- Programmable Fan

T755

- Up to 2 Heat, 2 Cool Convnetional
- Up to 3 Heat, 2 Cool Heat Pump with emergency heat compatible
- 7 Day, 5/1/1 or Non-Programmable
- Compatible With Wired Remote Sensors R250 & R251
- Battery or Hardwire
- Dual Fuel Capable

T755S



T755, T755S



Comes with the module and thermostat in one box, everything needed to make it a wireless thermostat.

- Humidity Control
- Occupancy Sensing
- Up to 2 Heat, 2 Cool Heat Pump with emergency heat compatible
- 7 Day, 5/1/1 or Non-Programmable
- Compatible With Wired Remote Sensors R250 & R251
- Compatible With R751WO Wireles Thermostat
- Dual Fuel Capable
- Up to 2 Heat, 2 Cool Convnetional

T755WHO

8 Sq. In. Touch Screen

7 Day or 5/1/1 Programmable or Non-Programmable



- Easy menu driven programming
- Intuitive wake, leave, return, sleep programming icons
- Blue backlight
- Programmable fan
- Separate heating and cooling swing (cycle rate) adjustments
- Room temperature calibration adjustment
- Heating & cooling setpoint limits
- 5 minute compressor delay protection (selectable on or off)
- Filter change indicator(selectable on or off)
- Easy wire color coded terminal blocks
- Universal sub-base
- Battery or 24v power
- Auto Changeover
- Glow in the dark light button
- Electric or Gas configurable
- Keypad lockout
- Mounts on wall or junction box
- 5 year warranty

- 1 Heat 1 Cool
- 7 Day Programmable
- Terminals: Rh, Rc, C, Y, W, G, B, O
- Single Stage
- 5/1/1 Programmable
- Non-programmable

T805

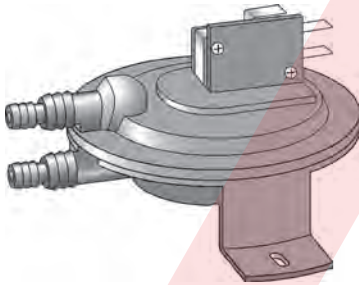
- 3 Heat 2 Cool (2 stages for conventional heat)
- Heat Pump with emergency heat compatible
- 7 Day Programmable
- Terminals: Rh, Rc, C, Y, ,Y2, W/E, W2, G, B, O
- Light Commercial
- Non-programmable

T855

AIR SENSING SWITCHES

Both models are provided with an SPDT switch that can be actuated by positive or negative pressure, or by pressure differential. They are U.L. and C.S.A. approved. Provided with mounting hardware and an adjustment tool for easy installation and calibration.

2374 SERIES ADJUSTABLE AIR SENSING SWITCHES



SPECIFICATIONS


Electrical rating:

- 5 amp noninductive 120-277 VAC,
- 5 amp noninductive 28 VDC, 1 amp pilot duty 120 VA
- Maximum pressure .5 PSI
- Ambient temperature -40°F to 190°F (-40° to 88°C)
- Operating (mounting position) diaphragm vertical
- Switch SPDT • Electrical connections 1/4" spade
- Air sample line connectors 1/8", 1/4" or 3/8" tubing


Part No.	Set Point Range
2374-495	.25 TO 1.0" W.C.
2374-498	1.0 TO 4.0" W.C.
1003687	1/8 ID 24" Red Pressure Hose
1149483	1/4 ID Pressure Hose

Parts
Connect®


Parts
Connect®




PS000



PS221



770-1



PS400



PS460



PS606

Part No.	Description	Range	Temp. Range	Rating
PS000	Field Adj.	0.10" to 10.0" wc.	-40F to 190F	1/10hp@120-277VAC
PS221	Fixed Set Pt.	On Press. Rise At 0.05±0.02"w.c.	-40F to 180F	15 Amps noninductive 277VAC
770-1	Field Adj.	0.05"wc To 12.0"wc.	-40F to 180F	300VA Pilot Duty
PS400	Field Adj.	0.15"wc To 5.0"wc.	-40F to 180F	115-277VAC 60Hz
PS606	Universal Air Flow Sample Probe & Tubing Kit			

H.V.A.C. INSTALLATION ACCS.

HEAT/COOL DRYOUT THERMOSTAT & LOW AMBIENT CUTOFF SWITCH

Low cost, single setpoint thermostats intended for use as temporary devices to provide heating or cooling to allow drywall to dry during construction. They also can be used as a low ambient cutoff switch. Two wire installation. Input voltage 18 to 30 VAC. Output 2 amp.

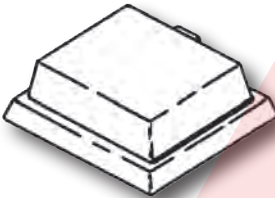


Part No.	Temp Range	Heat/Cool
SC055	55°F ±5°	Cool
SC060	60°F ±5°	Heat
SC065	65°F ±5°	Heat
SC070	70°F ±5°	Heat
SC075	75°F ±5°	Cool

THERMOSTAT GUARDS

STAT-GARD® THERMOSTAT

Guards are made of field tested and resistant LEXAN®. They are designed to allow superior air flow to thermostat which provides lag free operation.



Dimensions-Inches		Inches		Part No.
Wall Space	Relief	Inside		
8-11/32 X 7-9/16	2¾	6¼ X 5¼		SG1001
9¾ X 7¾	3½	7¼ X 5¾		190-068
All Metal	3½	7¼ X 5¾		700223

THERMOSTAT WIRE

18 gauge solid copper thermostat wire is supplied in full rolls only. Available from 2 to 10 color-coded conductions. Order rolls by Part No.

Wire Color Code

- 1 - red
- 2 - white
- 3 - green
- 4 - blue
- 5 - yellow
- 6 - brown
- 7 - orange
- 8 - black
- 9 - pink
- 10 - purple

STANDARD

Roll	Length	Wires	Part No.
500 FEET		2	ATC1825
		3	ATC1835
		4	ATC1842
		5	ATC1852
250 FEET		6	ATC1862
		7	ATC1872
		8	ATC1882
		10	ATC18102

PLENUM RATED

Roll	Length	Wires	Part No.
500 FEET		2	ATC1825P
		3	ATC1835P
		4	ATC1842P
250 FEET		5	ATC1852P
		6	ATC1862P
		8	ATC1882P

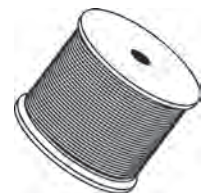
CALL FOR CURRENT PRICE



Mini-Split Installation Wire

Part No.	Gauge	Type	Length	Description
Corra/Clad MC Cable: 600V, UL, NEC 330 Direct Burial				
84470	14/3	Solid	50'	Corra/Clad MC W/connector
84471	14/3	Solid	250'	Corra/Clad MC
Compact 600 Cable: 600V, UL, UV Rated, Direct Burial				
84473	14/4	Solid	50'	Compact 600
84474	14/4	Solid	250'	Compact 600
84479	14/4	Stranded	50'	Compact 600
84475	14/7	Stranded	250'	Compact 600
Shielded Low Voltage Cable: 300V, NEC 725/800, ETL, CMR/CL3R				
84476	18/2	Stranded	50'	BC Shielded
84478	18/4	Stranded	50'	BC Shielded

CALL FOR CURRENT PRICE



BURNER ORIFICES

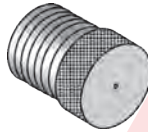
PLUG ORIFICES FOR MAIN BURNERS

These popular orifices are used on water heaters, cooking equipment, clothes dryers and space heating. All are centered drilled with number 72 drill (except pipe plug blanks). Plugs must be re-drilled with the proper bit to suit each application.

MALE PIPE TAPERED BLANK

KNURLED HEAD

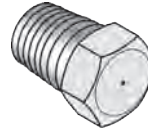
1/8 MIP
PO519



1/4 MIP
PO520

1/8 MIP
PO523

HEX HEAD



1/4 MIP
PO525

SMALL PLUG ORIFICES

PREDRILLED #72 - USER MUST REDRILL

5/32" DIA. RIVETED

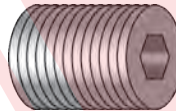
MI100



RIVET SET

#10-32 THREAD

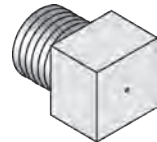
PO539



ALLEN SOCKET

#6 - 32 THREAD

PO516

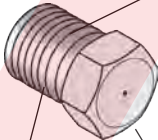


SMOOTH HEAD

HEX HEAD PLUG ORIFICES

PREDRILLED #72 - USER MUST REDRILL

THREAD SIZE
(DIA.)



WRENCH SIZE
(HEX)

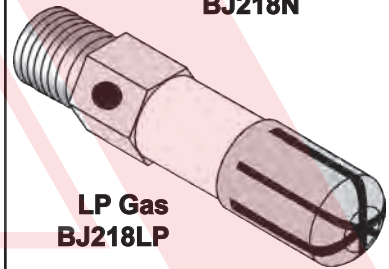
THREADS
PER INCH
(THD)

THREAD SIZE (DIA.)	Dia.	Thd.	Hex	Part No.
1/4	28	1/4	PO508	
1/4	32	5/16	PO515	
5/16	24	5/16	PO530	
5/16	27	3/8	PO529	
5/16	32	5/16	PO533	
11/32	27	3/8	PO531	
11/32	32	3/8	PO518	
3/8	32	7/16	PO538	
7/16	24	1/2	PO543	
7/16	27	1/2	PO511	
1/2	24	9/16	PO554	
1/2	27	9/16	PO556	
9/16	18	5/8	PO557	
9/16	27	9/16	PO558	
5/8	27	11/16	PO559	

SLOTTED CAP JET

- 1/2" HEX
- 1/4" COMP. (7/16 - 24)

Natural Gas
BJ218N



LP Gas
BJ218LP

MI-100K ORIFICE REBUILD KIT



With this rebuild kit a service man can renew 80 to 90 percent of all burner orifices.

- 1.) Remove old orifice
- 2.) Ream old orifice with sizing reamer.
- 3.) Insert adapter in hole
- 4.) Use driving tool to position new adapter
- 5.) Use crimping tool to secure adapter
- 6.) Drill adapter to proper orifice size.


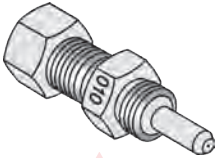

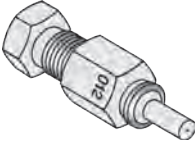


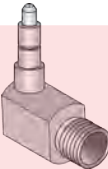
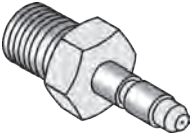
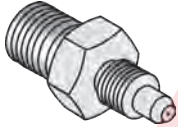
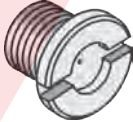
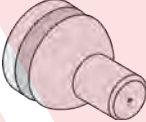

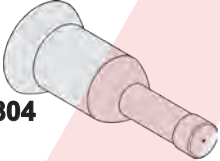
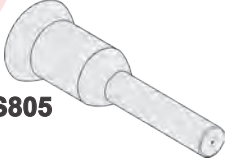

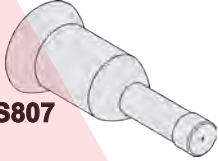
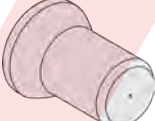
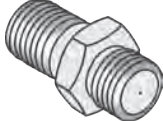
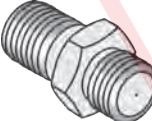



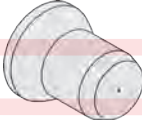
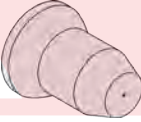
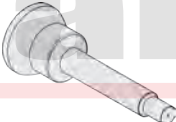

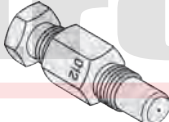


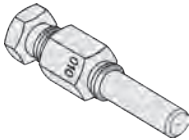
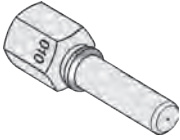

Part No.
MI100K
MI100

Description
KIT
ADAPTER

Kit includes all tools needed to assemble MI100 adapter and 100 MI100 adapters.

PILOT ORIFICES

MUST INDICATE NATURAL OR L.P. GAS

 BA701	 BA702	 BA703	 BA718
 BA719	 BA720	 GE751	 GE752
 GE753	 GE757	 RS801	 RS803
 RS804	 RS805	 RS806	 RS807
 RS813	 RS818	 RS820	 RS821
 MH851	 MH854	 MH856	 MH857
 MH858	 PS677	 WR900	 WR901
 WR902	 WR903	 WR904	 WR905


HVAC

ORIFICE DRILL BITS & MANOMETERS

HAND DRILL SET

KTD01C

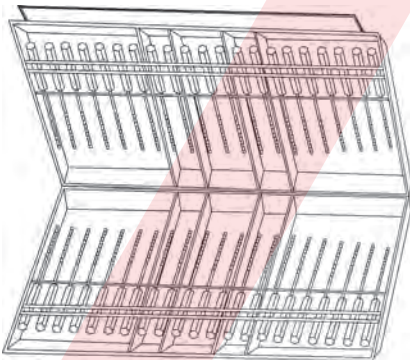
Includes: Drill plus 12 drill bits, wire gauge sizes 52-74. Great for drilling out orifices. Bits store in handle.



BROACHES FOR CLEANING PILOT BURNERS

Tiny tapered reamers measure from .003" to .013"
Package of one dozen - Order No. GB3015

GAUGING DRILL SETS



Durable heavy gauge plastic case with clasp. Contains set of 41 gauging drills, sizes 40 thru 80, and one (1) taper broach. Easy drill replacement.

GDK4080 (plastic case)

Same as G4080 except with 20 drills, size 19 to 39.


GDK1939

DIRECT READING MANOMETER

For checking gas pressures to ranges, water heaters, dryers and furnaces.

78075


Reads gas pressures from 0" to 14" water column.



DUAL SCALE PRESSURE GAUGE

Dual scale gas pressure gauge reads 0" to 35" water, 0 to 20 oz. PSI.

78060



DUAL DIGITAL MANOMETER

Isolate difficult pressure problems in natural gas and propane systems with the DDM55 dual input Digital Manometer. Providing a differential measurement, the DDM55 accurately tests for leaks in low-pressure gas systems and more.

FEATURES/BENEFITS

- Dual input
- Resolution to 0.01"
- 11 Units of Measure
- LCD Display w/ Backlight
- 9 V Battery Included
- Range: -55.0 to +55.0 In. Water Column
- Provides Differential Measurements
- Data Hold
- Auto Power Off
- Soft Carrying Case Included

APPLICATIONS

- Confirm Pressure Switch Operation
- Set Delivery Pressures
- Regulator Adjustments
- Leakage Tests

DDM55



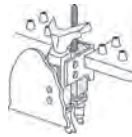
PILOTS

BASO J SERIES MULTI-MOUNT UNIVERSAL PILOT BURNER

- Mounting bracket on all four sides.
- 3 tapped holes in each bracket end for vertical adjustment.
- A natural and LPG orifice supplied.
- Nuts and bolts furnished in each package.



J999MKA2



J999MYA2



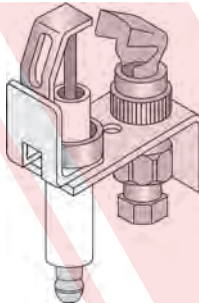
J999MHA2

IGNITOR - SENSOR Q345A SERIES

Nonprimary-aerated combination pilot burner and ignitor. Used with the S86, S860, S8610 or S8670 in intermittent pilot systems.

- Includes pilot burner with bracket, ceramic-insulated Kanthal flame rod/spark ignitor and ground strap. Natural gas orifice.

NOTE! Tip Position For Proper Number



***TRADELINE models.**

Order Number	Tip Style
--------------	-----------

***Q345A1305**



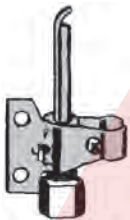
***Q345A1313**



***Q345A1321**

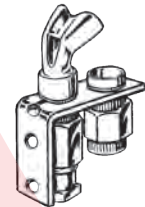


PILOT BURNERS - NATURAL OR LP GAS



**Robertshaw
1810-100**
1/4" or 3/16" tubing

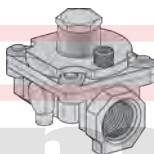
**Honeywell
Q314A4586**
General purpose burner with fit-all mounting bracket 1/4" tubing inlet.



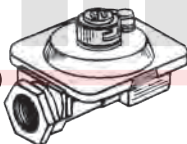
NAT-LP CONVERTIBLE REGULATORS

150 to 200,000 BTU
(Max. inlet pressure 1/2" PSI)

NAT 4" WC - LP 10" WC
1/2" Pipe In & Out
ERPR1
(4600S0001, 4080-032)



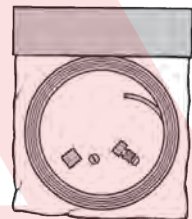
3/4" Pipe In & Out
ERPR4
(4600S0004, 4080-035)



ALUMINUM PILOT TUBE KIT

INCLUDES
5' - 1/4" tube
1 - 1/4" male nut
1 - 1/4" female nut
1 - 1/4" ferrule

AT14-5



LONG BREAK-A-WAY FERRULE



4590-816

REACH-IT Telescoping Match Holder



- Allows you to light with complete safety from ignition flash back
- Handy pocket size only 5 inches. Extends To Over 22 Inches
- Spring loaded jaws hold match for hard to reach pilot lights..

TCT25

GENERATORS & PILOTSTATS

PILOT GENERATORS

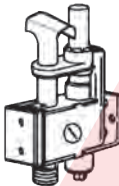
500-750 MV
For all types with
round generator.



Standard
32" Leads

<u>Manufacturer</u>	<u>Features</u>	<u>Part No.</u>
Robertshaw	With PG9 Sleeve	1950-001
Honeywell	With PG9 Sleeve	Q313A1170
Robertshaw	Coaxial	1951-536

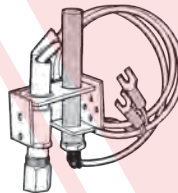
GENERAL PG-9 750 MV



Complete burner and generator assemblies for the popular PG-9. Two way flame pattern replaces many other types.

PG9A27JTL022
Natural & L.P. gas

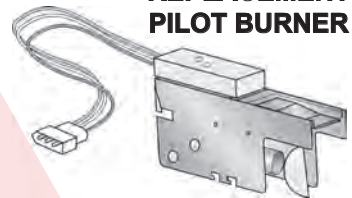
ROBERTSHAW 750 MV



Replaces many pilot & generator assemblies.

Part No.
1820-009 90°Right
1820-019 90°Left

REPLACEMENT PILOT BURNER



Developed specifically to replace the Carrier/BDP LH680 005(3-wire) and LH33JZ 053 (2-wire) pilot burner assemblies which have been sold exclusively by Carrier/BDP for over 20 years.

1830-620

PILOTSTATS - MANUAL RESET PILOT SWITCHES



Provides main burner shut down on loss of pilot flame. Will replace C434A These wall-mounted burner safety switches break the main burner circuit on pilot failure. Used with a standard thermocouple (30MV). Main burner circuit may be line voltage or 24 volts.

L62AA-5 PENN

GAS VALVES FOR VENT FREE HEATERS, GAS LOGS & FIREPLACES

Part No. Description

630 Euro Thermostatic Gas Valves - ODS Metric Thermocouple

0630504* NG/LP 3/8 NPT (098237-01,04, 098522-01,03,04,05,06)
0630535* NG/LP Comp (098237-05,06, 101329-14,22,25,26,30,31)
0630544* NG/LP Comp (098237-06, 098522-15,22,23,26)
0630545* NG/LP Comp (098237-08, 098522-10-13,16,18,24,25,28,30)

* Replace Blank Rate Screw With Rate Screw from Old Valve


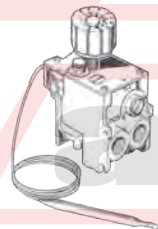
SIT 820 NOVA Millivolt Gas Valve

ODS Metric Thermocouple

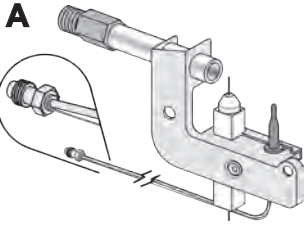
0820643 NG 1/2"-3/8" NPT (0820658, 103781-01, 14D0647)
0820642 LP 1/2"-3/8" NPT (0820657, 103781-02, 14D0648)

Standard Thermocouple Vented Appliances

0820652 NG 3/8" NPT (14389, 37D0117)
0820651 LP 3/8" NPT (14390, 37D0118)

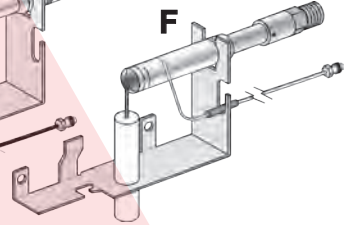
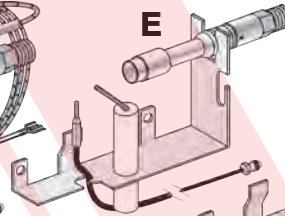
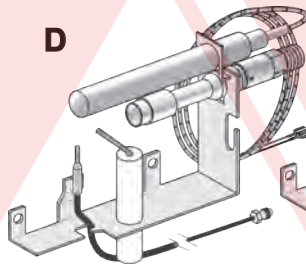
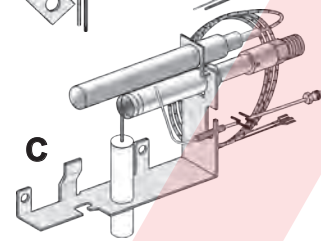
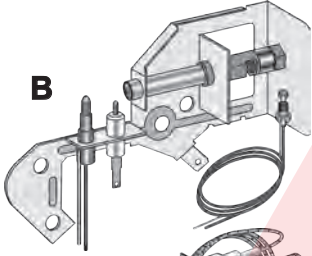


VENT FREE HEATER, GAS LOG & FIREPLACE PARTS





ODS PILOT ASSEMBLYS

<u>Part No.</u>	<u>Length Thermocouple</u>	<u>Gas</u>	<u>Pic</u>
103042-01	12" Single Wire	NG	A
120630-01	32" 2-Wire (4"-7" WC)	NG	A
110803-03	32" 2-Wire (181614S)	NG/IR	B
103778-01	34" 1-Wire Millivolt	LP	C
103779-01	34" 1-Wire Millivolt	NG	D
88164	34" 1-Wire	NG	E
88165	34" 1-Wire	LP	F



THERMOCOUPLES, ODS

<u>Part No.</u>	<u>Length/Description</u>
181955	24" Single Wire Metric Threads
181975	39" Single Wire Metric Threads
110186-01	33" 2-Wire with Clip Metric Thd.
120790-01	30" 2-Wire Metric Threads



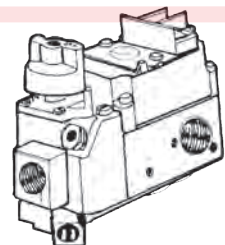
PIEZO IGNITOR

134770 Piezo Electric Spark Generator



LOW PROFILE GAS VALVES

Part No. Description
710-508 7000MVRLC 3/8" x 3/8" Straight Thru
710-511 7000MRB-5-LC 1/2" x 3/8" 3-Pos. Outlets
 Has special quick dropout safety magnet. Use with pilot assembly 1819-001



FLAME SENSORS

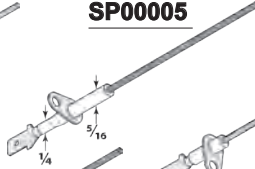
SP00401, SP00009
26" Lead 1/4" FE
SP105



SP00004
SP00101



SP104
SP00005



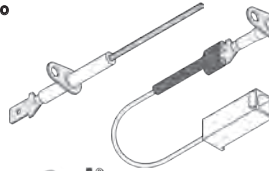
SP00006
SP00012
10-681



SP00001
Bracket
90°



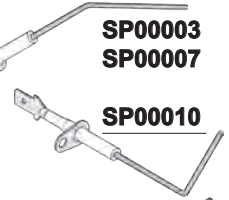
SP00002



SP00008
Larger
Bracket



SP00003
SP00007



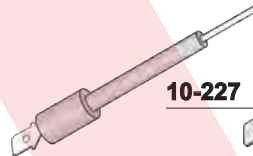
SP00010



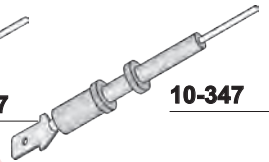
SP00011
3/16" Male



10-227



10-347



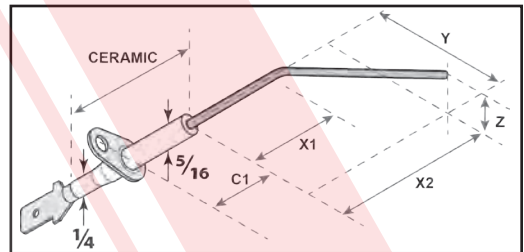
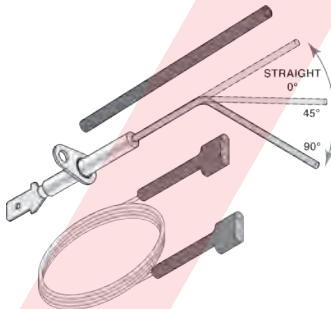
790-843A1 UNIVERSAL FLAME SENSOR

• Rod can be bent or cut to replace over 120 parts

• High temperature rod withstands 2200°F

• Protective sleeve included for bending the rod

• 30" lead wire with 1/4" & 3/16" quick-connect terminals included

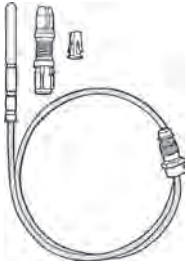


Part No.	OEM	OEM PN	Ceramic	C1	X1	X2	Y	Z
SP00401	RS=10-760	WR=760-401	1.5	0.875	3.0	26" Lead 1/4" FE		
SP104			1.0	0.4375	3.625			
SP105	Air Con Tech	AIC71075	1.5	0.875	2.0	18" Leads		
SP00001	YORK	025-27773-700	1.0	0.375	2.5			
SP00002	ICP	1380687	1.5	0.875	2.0			
	YORK	025-25434-700						
SP00003	CARRIER	LH680014	1.5	0.75	1.25	2.0	1.75	0.75
SP00004	CARRIER	LH680013	1.5	0.75	3.23			
SP00005	CARRIER	LH33WZ516	2.0	0.75	3.25			
SP00006	CARRIER	LH680012	1.5	0.75	1.25	2.0	1.75	
SP00007	CARRIER	LH33WZ515	1.5	0.75	1.25	2.0	1.75	
SP00008	GOODMAN	0130F00010	1.0	0.4375	2.0			
SP00009	ICP	1380679	1.5	0.875	2.0	26" Lead 1/4" FE		
SP00010	RHEEM	62-23543-01	1.5	0.75	1.75	-	0.875	0.875
SP00011	YORK	025-30788-700	2.75	2.375	1.75	3/16" Male		
SP00012	TRANE	30NX12	-	0.88	1.214	-	1.34	1.489
SP00101	NORDYNE	903600	0.85	3.25				
10-227	S1 Sensor w/ 1/4" Q.C.		-	-				
10-347	S2 Sensor for Thermopile		-	-				
10-681	CARRIER	LH33WZ511	-	-				

THERMOCOUPLES

ROBERTSHAW'S

1980 series Snap-Fit™ Universal Thermocouple



Part No.	Length
1980-018	18"
1980-024	24"
1980-030	30"
1980-036	36"

Part No.	Length
1980-048	48"
1980-060	60"
1980-072	72"

Old style 1970 "ZIP-TIP" style Thermocouples are still available.

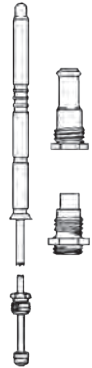


Honeywell

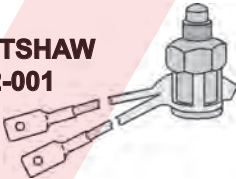
Part No.	Length
Q340A1066	18"
Q340A1074	24"
Q340A1082	30"
Q340A1090	36"
Q340A1108	48"

Thermocouples by JOHNSON CONTROLS K19 "SUPER SLIM JIM™"

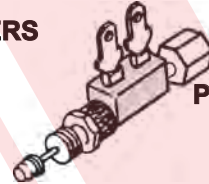
Part No.	Length
K19AT-18	18"
K19AT-24	24"
K19AT-30	30"
K19AT-36	36"
K19AT-48	48"
K19AT-60	60"
K19AT-72	72"



ROBERTSHAW 1922-001



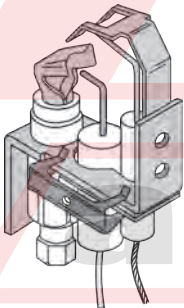
THERMOCOUPLE ADAPTERS For HIGH-LIMIT SWITCH Two Popular Styles Are Available



PENN-BASO Y99AN1

HONEYWELL

HOT SURFACE IGNITION SENSOR



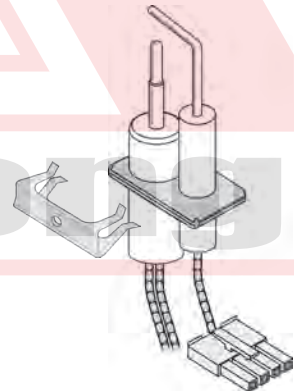
Smart Valve™ System pilot burners provide pilot flame ignition and sensing for the SV9500/SV9600 Systems. They consist of a replaceable ignitor-flame rod assembly, bracket assembly, pilot target, ground electrode, orifice assembly, compression fitting and springclip. The ignitor lights the pilot burner. The flame rod proves the pilot flame and the pilot flame lights the main burner.

1149856 Complete Assembly
Q3400A1024 Ignitor & Sensor

IGNITOR FOR SMART VALVE™ SYSTEM

Replaces:
Q3400A1024
Q3400A1040
1009524

IG9500
(AFN643
MM643)



HVAC



FLAME SENSOR CLEANER

FSC10

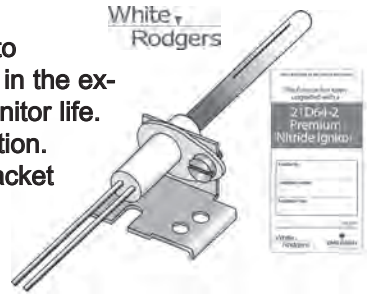
Handy flame sensor cleaner useful in any service technician's tool kit.
• Easily clean sensors • Prevents false starts • Convenient key ring

HSI IGNITORS

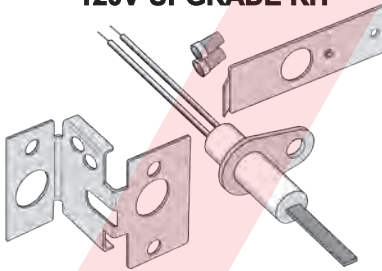
21D64-2 PREMIUM NITRIDE IGNITOR

Upgrades silicon carbide integrated or non-integrated systems to long-lasting and durable nitride. The nitride ignitor is connected in the existing HSI system, ensuring consistent performance and long ignitor life. The 21D64-2 kit includes everything needed for a quick installation.

- Nitride Ignitor with 15.5" Leads
- One "Universal" Mounting Bracket and Screw
- Manufacturer Cross-Reference
- Nitride Upgrade Furnace Label
- Mounting Adapter Bracket
- 2 Ceramic Wire Nuts
- Instruction Booklet



PC21D64-44 UNIVERSAL NITRIDE IGNITOR 120V UPGRADE KIT

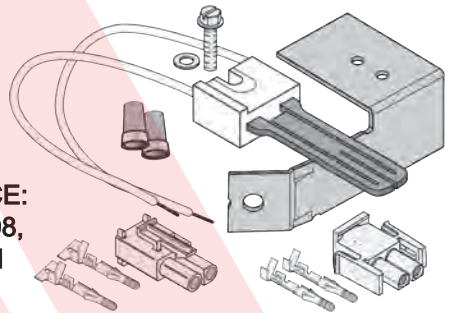


PC21D64-44

PCIG402K UNIVERSAL FLAT SILICON CARBIDE IGNITOR

PCIG402K

WILL REPLACE:
41-402, 41-408,
41-410, 41-411



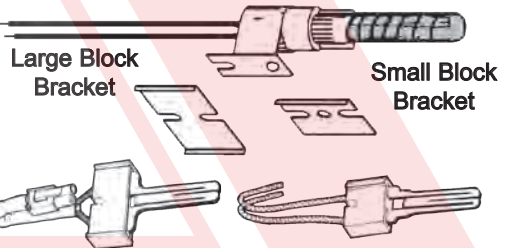
UNIVERSAL IGNITOR

WILL REPLACE:

41-402, -403, -405, -407, -408, -409, -410

This special ignitor and bracket kit will replace over 70 part numbers for this style ignitor. This kit can be used to replace both the narrow (1 1/4") and wide (2") porcelain block Norton furnace ignitors. Boxed complete with instructions.

• **Excellent Truck Stock Item!**



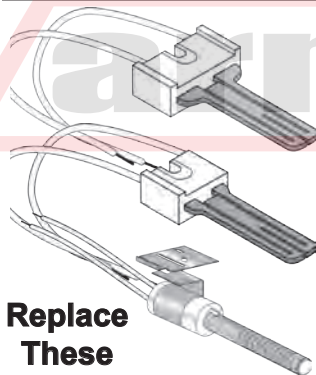
AF1000 (IG1000)

120V UNIVERSAL IGNITOR KIT

Will Replace: 41-402, -403,
-405, -407, -408, -409, -410

Replaces most Silicon Carbide HSI Igniters. Compatible with all 17, 34, & 45 second warm-up modules. Use available adapter brackets & kits to expand the areas of functional applications. This kit can be used to replace both spiral or the narrow (1 1/4") and wide (2") porcelain block Norton furnace ignitors .

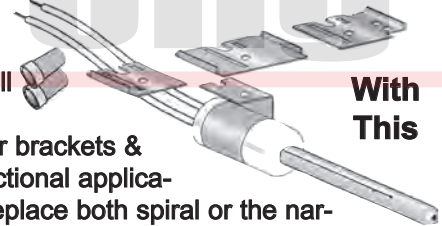
Replace
These



Parts
Connect

AFN067 (CMS067)

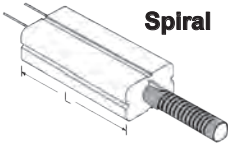
With
This



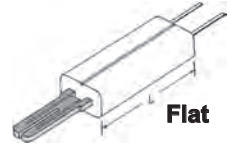
HSI IGNITORS

Parts
Connect®

IGNITOR FACTS

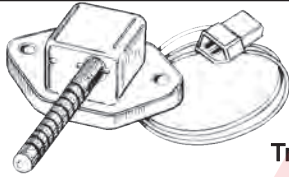


Spiral



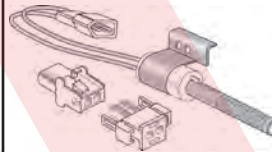
Flat

Spiral ignitors are often more expensive than the comparable flat ignitors. However, with 46% more surface area, the spirals generally degrade at a slower rate; usually spiral ignitors can be expected to give more years of satisfactory service than flat ignitors. Range, dryer, and furnace ignitors are not interchangeable.



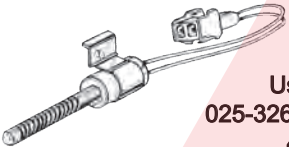
AF100
(IG100)

Used On
Trane Package Units



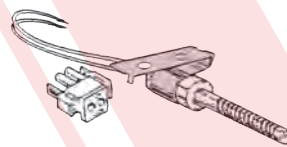
AF101
(IG101)

Used on Nordyne
Intertherm, Miller, York,
LuxAire & Others
Replaces: FC007, 902661



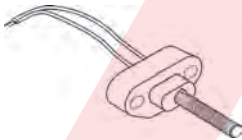
AF102
(IG102)

Used On York Units
025-32626-000, 373-05342-700
473-125009-001

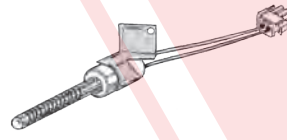


AF104
(IG104)

Used on Nordyne
Repl: FC047C, 903110



AF106
(IG106)

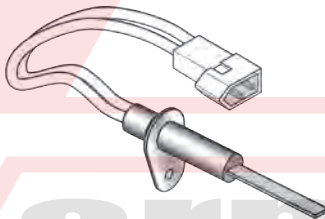


AF107
(IG104)

Used on Goodman
Repl: B14010-15S

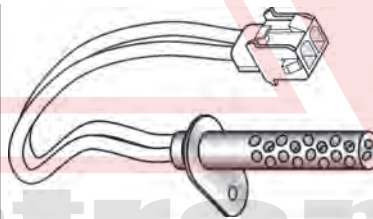
GAS FURNACE MINI-IGNITORS

- Made of a unique, Non-porous, High strength, propriety material
- 3 second heat up time
- Small Size
- 120Volt



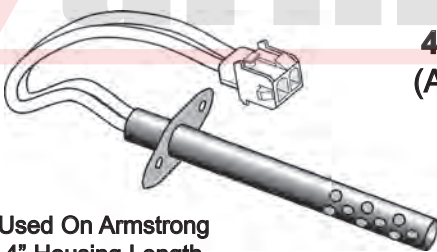
41-602
(AF602)

Used On
Amana



41-603
(AF603)

Used On
York
2.5" Housing
Length



41-604
(AF604)

Used On Armstrong
4" Housing Length


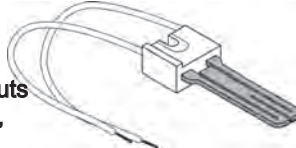
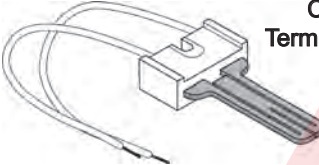
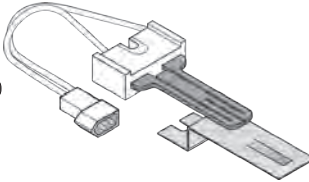
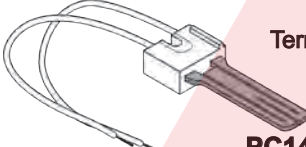

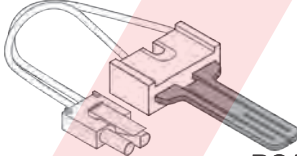
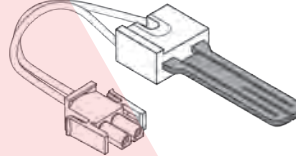
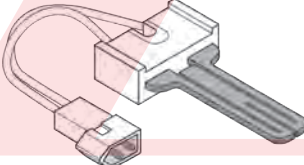
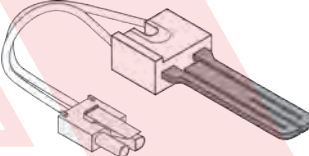


Universal Carborundum Kit,
Exact Replacement
For York

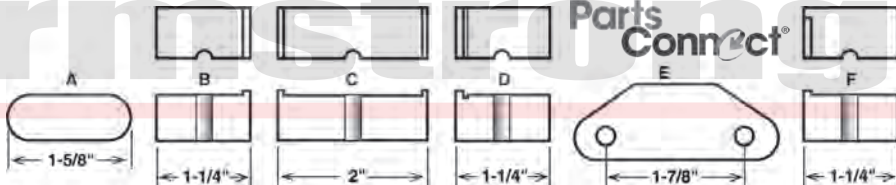
41-605
(AF605)

FLAT NORTON 41- SERIES HSI IGNITORS

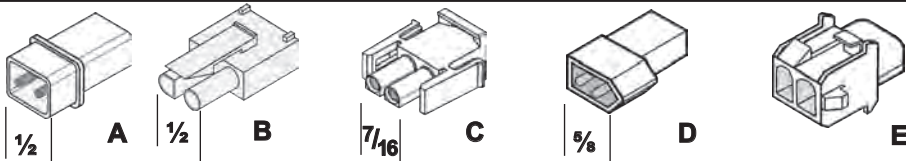
Flat Norton 41- Series

 <p>PC1401 (41-401)</p>	<p>Ceramic Block = A Terminal Style = A Replaces: 201A & 271A Goodman B1336102 Rheem 625019</p> <p>Ceramic Block = B Terminal Style = Wire Nuts Replaces 201N & 201W, 271N & 271W Rheem 625021 Trane IG23</p>  <p>PC1402 (41-402)</p>
 <p>PC1403 (41-403)</p>	<p>Ceramic Block = C Terminal Style = Wire Nuts Replaces 271M Heil 1380654 Trane IGN26, IGN30</p> <p>Ceramic Block = C Terminal Style = D Replaces 271M Rheem 1096048 Weil McLain 511-390-190</p>  <p>PC1404 (41-404)</p>
 <p>PC1405 (41-405)</p>	<p>Ceramic Block = D Terminal Style = Wire Nuts Replaces 271D York 025-27766-000</p> <p>Ceramic Block = E Terminal Style = Wire Nuts Replaces 271Y Weil McLain 511-330-193</p>  <p>PC1406 (41-406)</p>
 <p>PC1407 (41-407)</p>	<p>Ceramic Block = C Terminal Style = B Replaces 271 Trane B144676P02, IG30</p> <p>Ceramic Block = B Terminal Style = C Replaces 271N Rheem 62-22441-01 62-22868-92 Trane IGN0034</p>  <p>PC1408 (41-408)</p>
 <p>PC1409 (41-409)</p>	<p>Ceramic Block = C Terminal Style = D Replaces 271N Carrier LH33ZS001, 2, LH33ZS003, 4 Rheem 625020 Trane IG26</p> <p>Ceramic Block = B Terminal Style = B Replaces 271N Rheem 65015 Trane B144676P01</p>  <p>PC1410 (41-410)</p>

CERAMIC BLOCK CHART FOR IGNITORS



TERMINAL BLOCK CHART FOR IGNITORS

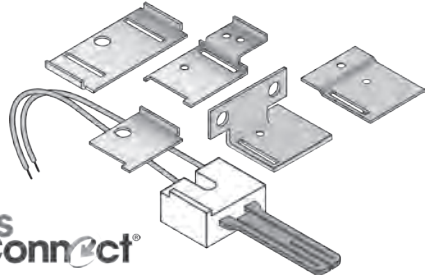


FLAT NORTON 41- SERIES HSI IGNITORS

IG4000 (AN1090, DS001KA)

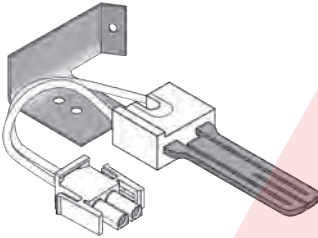
UNIVERSAL IGNITOR

This special ignitor and bracket kit will **replace over 70 part numbers** for this style ignitor. This kit can be used to replace both the narrow (1¼") and wide (2") porcelain block Norton furnace ignitors. Boxed with 5 brackets.



IG4000 (AN1090, DS001KA)

Parts Connect®



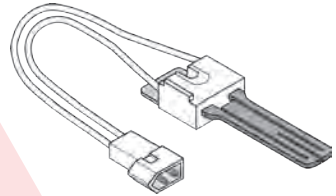
Ceramic Block = B
Terminal Style = C

Replaces 271N
Rheem 62-22868-82
Trane IGN0054

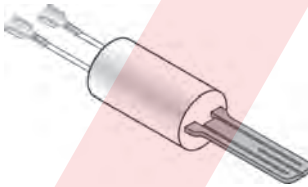
PC1411 (41-411)

Ceramic Block = F
Terminal Style = D

Replaces 271NM
ICP 1009604
Rheem 65024



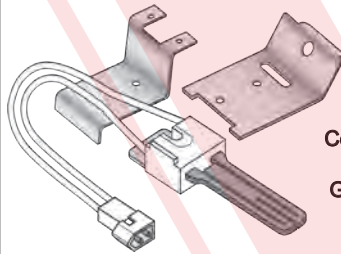
Parts Connect® PC1412 (41-412)



Round Block
Quick Disconnect
Terminals

Replaces 201C

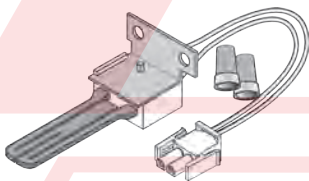
41-413



Ceramic Block = F
Terminal Style = D

Replaces 271NM
Arcoair Heil
Comfortmaker Tempstar
1096048
Goodman B14010-15S

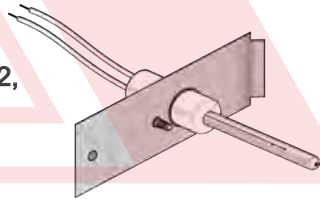
41-414



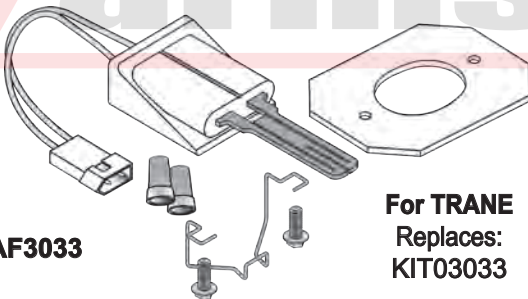
Ceramic Block = B
Terminal Style = C
Janitrol Goodman
B1401018S
Modine 5H75032A

PC1418 (41-418)

For CARRIER
Replaces:
LH33ZS001A, 002,
003, 004



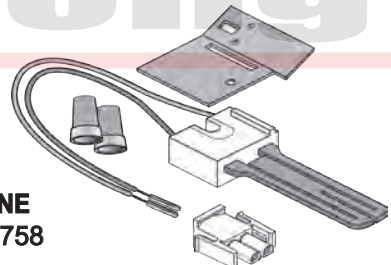
CM601



AF3033

For TRANE
Replaces:
KIT03033

For NORDYNE
Replaces: 903758



AF758

SILICON NITRIDE IGNITORS

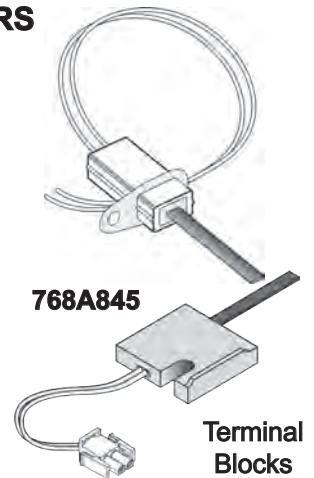
80 Volt SILICON NITRIDE IGNITORS

Features Include:

- AMP terminal receptacles with female sockets
- White Teflon coated leads • 54mm ignitor element length
- Steatite insulator with or without steel zinc plated mounting tabs

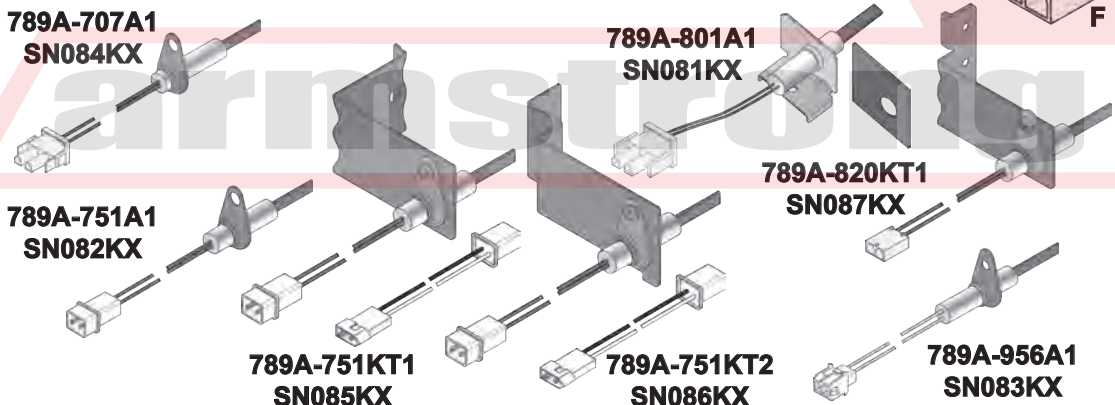
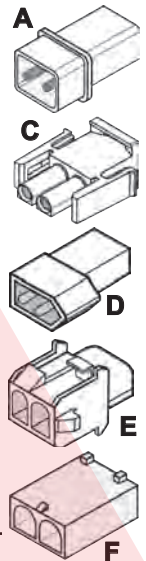
Electrical Rating: 80V, Frequency 50/60Hz, 92 Watts

Part No.	W/R No.	OEM	OEM Part No.	Terminal
768A815	768A-015	Trane	A341947P01	C
768A842	768A-2	Amana	11111701	D
768A843	768A-143	Termo	380650	E
768A844	768A-4	Lennox	41K5601	E
			B34097OP01	
768A845	768A-5	Trane	X13130524010 IGN00104	C



120 Volt SILICON NITRIDE IGNITORS

Part No.	OEM	OEM Part No.	Terminal	Harness/Leads
789A-707A1 SN084KX	Goodman	0130F00008(S)	C	9.25"
789A-751A1 SN082KX	Carrier ICP	LH33ZG001 1176919	A	9.25"
789A-751KT1 SN085KX	Carrier 33½"	331930-751Kit	A	Harness A to D 9.25"
789A-751KT2 SN086KX	Carrier 40"	332505-751Kit	A	Harness A to D 9.25"
789A-801A1 SN081KX	Lennox	70W16, LB 112237B	C	9.25"
789A-820KT1 SN087KX	Trane	IGN000152 IGN000146	F	4.5"
789A-956A1 SN083KX	York	S1-02545231000 S1-02549808000	E	5.25"



SILICON NITRIDE IGNITORS

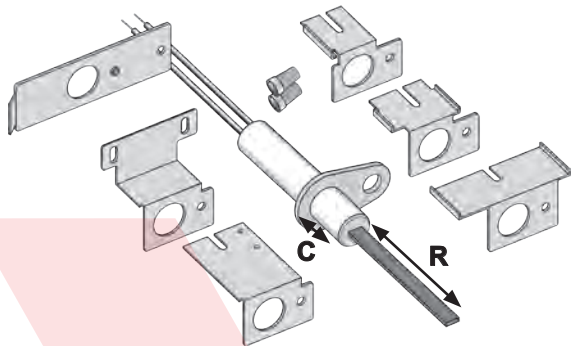
Honeywell

GLOWFLY® & GLOWFLY® PRO Universal Hot Surface Ignitor Kits

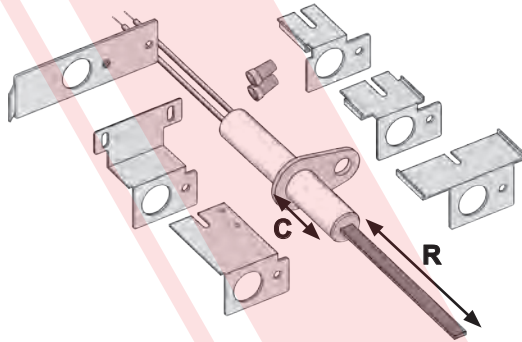
Designed to provide a robust field service replacement ignitor in gas fired appliances with a Norton/St Gobain 120 VAC silicon carbide hot surface ignitor. It uses a 120 volt silicon nitride ignitor design with long life and high resistance to damage or burn out in the appliance. The kit includes the specially designed silicon nitride ignitor and 6 custom mounting brackets with 7 configurations, making it easy to replace 110+ ignitors from nearly every furnace manufacturer. The Glowfly® packaging provides visuals to match the correct bracket to the ignitor being replaced.

For quick installation in tight chambers use the original Glowfly® or, when the situation calls for a larger ignitor, try the Glowfly® Pro. Cross-Reference Guide at bit.ly/Glowfly

Part No.	Description	C	R
Q3200U1004	Glowfly®	0.39"	1.36"
Q3205U1107	Glowfly® Pro	0.64"	1.65"



Q3200U1004



Q3205U1107

ARMSTRONG SILICON NITRIDE HSI IGNITOR KITS

Features:

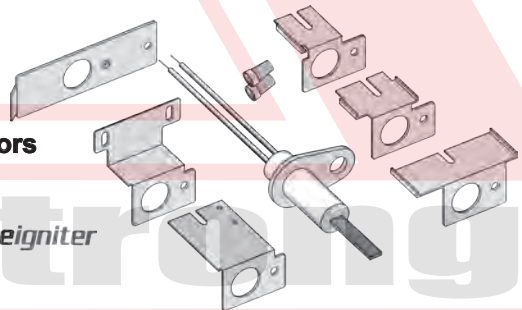
- Nominal (120V) line voltage igniter.
- No need for additional costly controllers.
- Almost unbreakable
- Drop in replacement for silicon carbide ignitors

UNIVERSAL SILICON NITRIDE

MASTER KIT SN069KX




Replacement for Q3200U1004 & others



HVAC

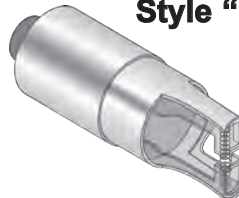
120 Volt Hot Surface Ignitor Used by DESA



Used by DESA International to start and ignite it's line of portable heaters the use the new circuit board style ignition systems.

PP200

Kerosene Heater Ignitor Style "B"



P30A

IPI GAS IGNITION CONTROLS

ICM2901

Replacement for : York 025-27762-700 and JCI G770RJA-1 series.

Control Voltage: Line 24V (18-30 VAC), 50/60Hz

Prepurge: None

Trial for Ignition: 85 sec.

Flame Failure Response Time: 0.5 sec.

Retry: None



ICM295

Replacement for : Carrier LH33WZ510

Control Voltage: Line 24V (18-30 VAC), 50/60Hz

Spark Frequency: 15Hz for 90 seconds, 10Hz thereafter

Prepurge: 0 or 10 seconds (system dependent)

Retry: Continuous



ICM296

Replacement for : Carrier LH33WZ512A

Control Voltage: Line 24V (18-30 VAC), 50/60Hz

Spark Frequency: 60Hz

Prepurge: None

Lockout: 5-6 minutes

Retry: None

Relay Contact Rating: 1 amp @ 24 VAC

Trial for Ignition: 90 seconds

Flame Failure Response Time: 0.8 seconds max.



SILICON CARBIDE INTEGRATED FURNACE CONTROL

Controls Gas Valve, Ignitor, Two Speed Blower Motor, Inducer, Humidifier (both 120v & 24v Input), and Air Cleaner.

Replaces:

Goodman: B180993, B1809913S UTEC: 1012-933D TI: 41F-5

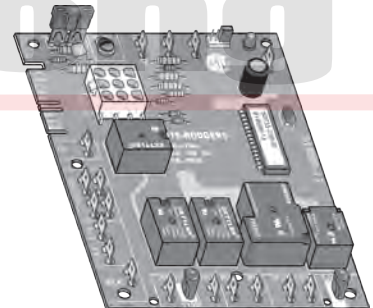
Prepurge Time 15 Sec, Heat Delay On 30 Sec.,

Off 90/120/150 Sec

Cool Delay On 5 sec. Cool Delay Off 60 sec.,

Post Purge 25 sec (90+ 29)

50T35-743 (ICM280)



NON-INTEGRATED IGNITION MODULES

Why Carry More... When Less Works Best! Quality Universal Replacement products . White-Rodgers, now has two Universal Non-Integrated Spark Ignition Modules. The 50D50 Electronic Spark modules were developed to replace both Direct Spark (50D50-842) and Intermittent Pilot (50D50-843) single and dual rod systems. Each Universal Kit has everything needed for a fast and accurate replacement, including a complete cross-reference and programming keys to quickly customize the modules to the specific application.

Specifications

Dimensions

4.13"W x 4.13"H x 1.5"D

Electrical Rating

Input 18 to 30 VAC, 25 VAC nominal

50D50-842

Max. Input Current

@ 25 VAC: 0.2A + MV @ 25°C

Relay Load Ratings

Main Valve Relay: 25 VAC, 1.5 Amp Max.

Kit Includes:

- Program Keys
- Extensive Cross-Reference Guide
- Color-Coded Timing Label
- Pre-Printed Hanging Carton
- Double-Sided Foam Back Tape (for ease of installation)

Features:

- Color LED Indicator for Diagnostics
- Direct and Indirect Flame Sense

50D50-843

@ 25 VAC: 0.2A + MV + PV @ 25°C

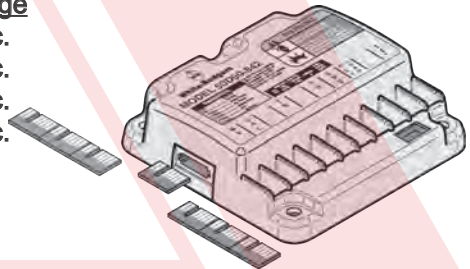
Main Valve Relay: 25 VAC, 1.5 Amp Max.

Pilot Valve Relay: 25 VAC, 1.5 Amp Max.

50D50-842 DIRECT SPARK

Program Key Timing Specifications Quick Reference

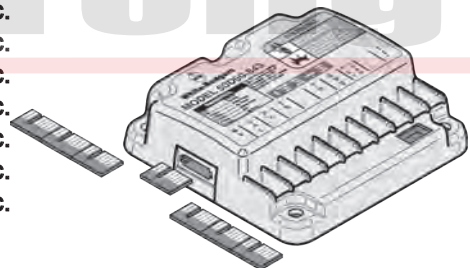
Key	Trial for Ignition	Retries	Prepurge	Interpurge
A-Blue	4 sec.	2	0 sec.	90 sec.
B-Red	4 sec.	2	30 sec.	90 sec.
C-Green	7 sec.	2	0 sec.	90 sec.
D-Violet	7 sec.	2	30 sec.	90 sec.
E-Orange	7 sec.	0	0 sec.	N/A
F-Yellow	7 sec.	0	30 sec.	N/A
G-Blue/Red	11 sec.	0	0 sec.	N/A
H-Red/Green	11 sec.	0	30 sec.	N/A



50D50-843 INTERMITTENT PILOT

Program Key Timing Specifications Quick Reference

Key	Prepurge	Reset Time	Retries	Safety Time
A-Blue	0 sec.	300 sec.	0	90 sec.
B-Red	30 sec.	300 sec.	0	90 sec.
C-Green	0 sec.	300 sec.	0	30 sec.
D-Violet	30 sec.	300 sec.	0	30 sec.
E-Orange	0 sec.	300 sec.	2	60 sec.
F-Yellow	30 sec.	300 sec.	2	60 sec.
G-Blue/Red	0 sec.	300 sec.	0	15 sec.
H-Red/Green	30 sec.	N/A	N/A	cont.
I-Green/Orange	0 sec.	300 sec.	0	4 sec.
J-Violet/Blue	30 sec.	300 sec.	0	4 sec.

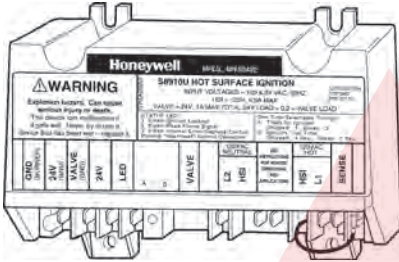


HVAC

HOT SURFACE IGNITION MODULES

A universal HSI module that will replace virtually all

of the units installed in the field today including: White Rodgers, Robertshaw, Johnson, Fenwal, HSC and others! The S8910U has several features (many field selectable) that make it a superior product on service calls:



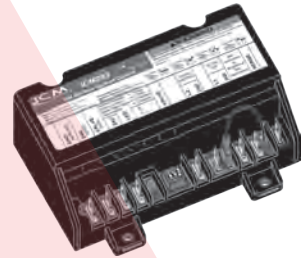
- 1) Selectable number of ignition trials (1 or 3).
- 2) Selectable length of trial for ignition (4 or 7 seconds).
- 3) Universal flame sensing (single or dual rod).
- 4) LED signaling system lockout, weak flame signal, or another internal error.

S8910U3000

ICM283 UNIVERSAL HOT SURFACE IGNITION CONTROL

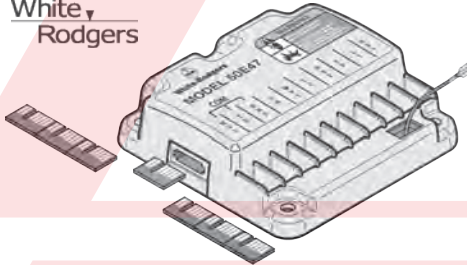
- Low cost, direct replacement HSI control for Honeywell, Robertshaw and White Rodgers
- Single/Dual rod sensing capabilities
- For gas fired furnaces, boilers and other heating appliances
- Switch selectable lockout times, ignition trials
- Works with both Natural and LP systems
- Diagnostic LED to aid in troubleshooting

ICM283



50E47-843 UNIVERSAL SILICONE CARBIDE

White
Rodgers



50E47-843

Replaces ALL White-Rodgers 50E47-xxx modules and virtually all competitive silicon carbide, non-integrated modules. The 50E47-843 Universal Kit has everything needed for a fast and accurate replacement, including a complete module cross-reference and program keys to quickly customize the module to the furnace application. Now you can carry one Universal Kit... and carry the best!

L'I'L POPPER CONTROL CIRCUIT BREAKER

Tired of blowing boxes of plug-in fuses on each furnace board job? You can't find the short, and you're changing out fuses instead of finishing the job. Just plug the Li'l Popper into the fuse receptacle and push a button to reset. It has a quick setting thermal cut out and a self adhering backing that allows the contractor to leave the unit on the jobsite.



Part No. Amp

POP3 3

POP5 5

POP10 10

POP15 15


HSI INTEGRATED FURNACE MODULES

S9200U1000 UNIVERSAL INTEGRATED FURNACE CONTROL

Honeywell

Only ONE Part Number To Remember

- Replaces over 150 furnace boards
- Complete set of wiring harnesses for universal compatibility and simplified installation
- LED indicators provide system status, performance and diagnostic information
- For use on 120 VAC systems only



REPLACES:

Amana, Goodman, ICM: ICM280, ICP, Lennox, Nordyne, Rheem/
Robertshaw: 695-200, Texas Instruments: 6DT-1, 6DT-2, 61F3, 41F-
5, United Technologies, White-Rodgers: 50A55-286 = 50A50-ALL,
50T35-730, 743, 50A55-143, 288, 285, 241, York.

S9200U1000

50A55 SILICON CARBIDE INTEGRATED FURNACE CONTROL

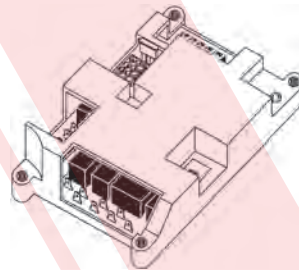
Controls Gas Valve, Ignitor, Blower, Inducer, Humidifier & Air
Cleaner. Replaces OEM Trane, York, ICP and Amana Models

FEATURES


- Includes flash code diagnostics
- Replaces 50A50-XXX controls
- Fused to protect low voltage system transformers
- Includes mounting hole template
- Adjustable blower relay • 120V Ignitor

50A55-843
Universal, Replaces
all 50A55

White
Rodgers

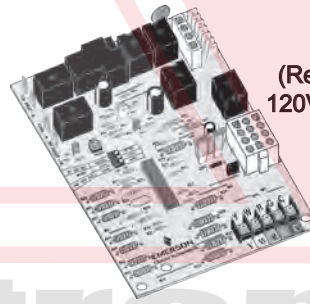


Part No.
50A65-843
80V Ignitor
Replaces
50A65-120
50A65-142
50A65-143
50A65-288
50A65-474
50A65-475



Part No.
50A66-743
(Repl. 16 Lennox 80V
Ignitor Controls)

White
Rodgers




Part No.
50M56-743
(Repl. 10 Goodman
120V Ignitor Controls)

White
Rodgers

White
Rodgers

LENNOX DIRECT REPLACEMENT



21D83M-843 Kit includes:

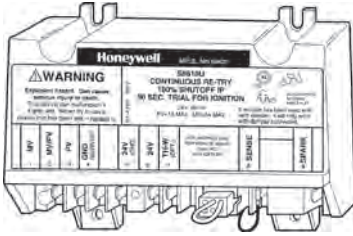
- | | |
|--------------------------------------|-------------------------|
| 1 – 50A66-843 ignition control board | 4 – Stand-off fasteners |
| 1 – Wiring harness (9-pin to 12-pin) | 1 – 4" blue wire |
| 1 – Wiring harness (4-pin to 6-pin) | 1 – Mounting panel |
| 1 – Circuit breaker | 2 – Wiring diagrams |

(Repl. 15 Lennox Controls)

Automatic gas interrupted ignition control employing a microprocessor to continually monitor, analyze, & control the proper operation of the gas burner, inducer, and fan.

MODULES FOR SPARK TO PILOT

HONEYWELL UNIVERSAL INTERMITTENT IGNITION MODULE FOR SPARK TO PILOT



Works on both natural and L.P. gas replacing both continuous and lockout modules. Can be used for either single or dual rod sensor systems. Vent damper plug included. Cannot be used with systems that prepurge greater than 5 seconds or lockout time less than 30 seconds.


S8610U3009

392125-2 24" Ignition Cable

50D56U-843 All-Spark™ Non-Integrated 24V Single Stage Spark Ignition Module

Designed to replace either 24V Intermittent Pilot (IP) or 24V Direct Spark Ignition (DSI) applications. Additional modifications can be made to replace applications with a rollout switch or edge card harness.

The module is factory set to match Honeywell S8610U Intermittent Pilot default settings. Replaces over 800 Fenwal, Robertshaw, Johnson Controls, BASO, Carrier and other valid part numbers, additional configuration through the White-Rodgers Connect Mobile App or 7-segment display is available



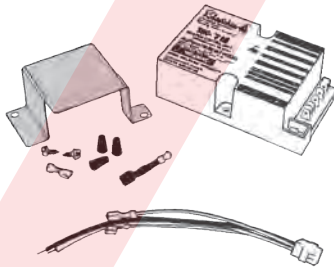
ROBERTSHAW UNIVERSAL IGNITION MODULE FOR SPARK TO PILOT REPLACEMENT

ROBERTSHAW • JOHNSON CONTROLS • HONEYWELL

Replaces one or two sensor systems. Complete with detailed instructions. Includes vent damper adaptor assembly.

Replaces many Honeywell S8610A, F; S86A,B,E,F,G,H.

Replaces many Johnson CSA series, G60; G65;



Part No.

Description

780-001

Non-lockout (nat. gas)

780-002

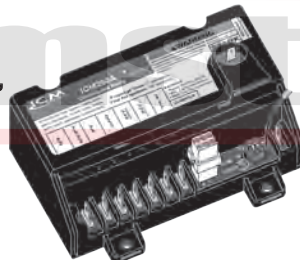
Lockout (L.P. gas)

1751-724

Vent damper plug asm.

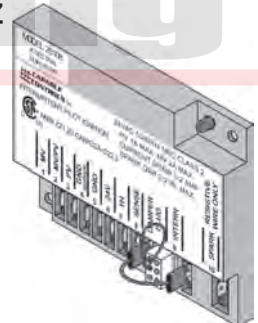
UNIVERSAL INTERMITTENT IGNITION MODULE - SPARK TO PILOT FOR HONEYWELL S8610U1003

- Low cost, direct replacement HSI control for Honeywell, White-Rodgers, Robertshaw and others
- Provides ignition sequence, flame monitoring and safety shutoff for single/dual rod intermittent pilot control applications



ICM290A

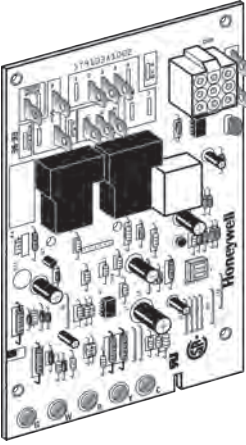
- 24 VAC 50/60HZ
- 90 Sec. trial
- 5 min. retry
- Prepurge: 1 sec.



ER1003

HONEYWELL FURNACE CONTROLS

ELECTRONIC FAN TIMER FOR OIL FURNACES



Integrates control of all burner and circulator fan operations in an oil furnace. This control is the central wiring point for most of the electrical components in the furnace. The basic purpose of the ST9103A is to monitor the thermostat for heat, cool, and fan demands and run the oil burner primary control and up to a two-speed circulating fan as required. It also monitors a limit switch string, which energizes the circulating fan whenever the limit switch opens.

Electronic air cleaner and humidifier convenience terminal connections are provided as an option. A means for operating continuous indoor air circulation is also available as an option.

ST9103A1002

ELECTRONIC FAN TIMER FOR GAS WARM AIR FURNACES

Integrate control of all combustion blower and circulating fan operations in a gas warm air appliance. This control is the central wiring point for most of the electrical components in the furnace. monitors the thermostat for heat, cool and fan demands, runs the induced draft blower motor and runs the circulating fan (up to two speeds) as needed. It also monitors limit switch strings and energize separate ignition control systems through spst pressure switches. It features a field-adjustable heat fan-on delay, a field-adjustable heat fan-off delay, a field-adjustable cool fan-on delay and a fixed cool fan-off delay. Electronic air cleaner (EAC) and humidifier (HUM) convenience terminal connections are provided as an option. Continuous low speed indoor air circulation is also provided. In short, this one little unit packs a big punch.

The ST9120U can replace any ST9101, ST9120 or ST9141A model.

SPECIFICATIONS

Electrical Ratings:

Power Voltage Requirements: 18 to 30 Vac, 60 Hz.

Contact Ratings:

Thermostat Load: 0.10A plus ignition system load.

On/Off Delay Settings:

Heat Speed:

Delay On: Field-adjustable, 30 or 60 seconds. Delay timing starts when gas valve is energized.

Delay Off: Field-adjustable, 60, 100, 140 or 180 seconds.

Delay timing starts when gas valve is deenergized.

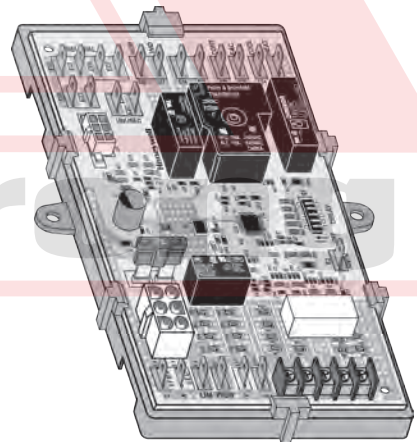
Cool Speed:

Delay On: Field Adjustable, 4 or 30 seconds.

Delay Off: Fixed, 30 seconds.

Timing Tolerance: Larger of $\pm 5\%$ or ± 2 seconds.

Post Purge Timing: 5 seconds.




ST9120U1011

HVAC

WHITE RODGERS FURNACE CONTROLS

INTEGRATED INTELLIGENT VALVE RETROFIT KIT

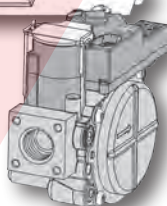
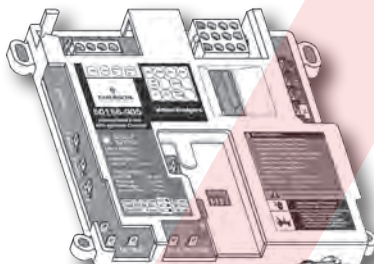
50I56D-905 for ICP & LENNOX BRANDS



Replace This



With This



Cost competitive upgrade to modern technology

- Mechanical gas valve (replaces Smart Valve)
- 120V nitride ignitor
- Single stage furnace control

ICP/Arcoaire/Comfortmaker/Heil/Tempstar

1008751	1008752	1009089	1009090
1009093	1009094	1010988	1011024
1011421	1096725	1170429	1170430

HQ1008751HW	HQ1008752HW	HQ1009089HW
HQ1009090HW	HQ1009093HW	HQ1009094HW
HQ1010988HW	HQ1011024HW	HQ1011421HW
HQ1096725HW	HQ1170429HW	HQ1170430HW
SV9500H2609	SV9500H2724	SV9500M2628
SV9500M2682	SV9500M2690	SV9500M2708
SV9501H2409	SV9501H2417	SV9501M2056
SV9501M2528	SV9501M2700	SV9501M2718
SV9501M2726	SV9502H1706	SV9502H2522
SV9502H2704		

Lennox/Armstrong/Ducane/Excel/AirEase/Concord

20256701	42487-001	43166-00	44479-001
70L53	70L5301	R20270901	R20270902
R42487-001	R43166-001	R44479-001	

50I56D-905

CARRIER SINGLE STAGE HSI INTEGRATED FURNACE CONTROL

Upgrades older "Edge Card" systems to modern ignition electronics

- Direct OEM mounting with pre-wired ready-to-install control
- Dipswitch selections and fault codes silk screened on control
- Flame current test pins
- Extra "fan only" blower speed tap
- 24V and 120V humidifier options
- Fault recall and clearing button
- Tri-Color LED displays status and fault codes

Carrier


784-83-10H	784-9-I	CESO110020
CESO110048	CESO110057-00	CESO110057-01
CESO110057-02	HH84AA016	PCB1201-2A

ICM

ICM281	L43-836
--------	---------

White-Rodgers

L50-820



50M56D-751

WHITE RODGERS FURNACE CONTROLS

UNIVERSAL FURNACE ELECTRONIC FAN TIMER

- **Universal Replacement**

Replaces over 150 OEM and competitive part numbers

Including: **ST9120U1011, 695-003 & ICM270**

Works with SmartValve™ systems and other non-integrated modules

- **Six mounting hole options**

Harnesses with terminal flags for easy wiring. Terminals are labeled to match multiple existing boards.


Transformer connections offer 1/4" and 3/16" terminals

- **Advanced Diagnostics**

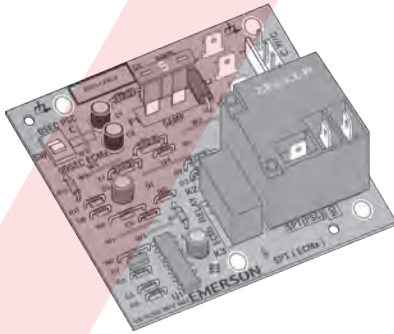
Tri-Color LED displays status and fault codes

Exclusive fault recall button

50F06-843



DIRECT REPLACEMENT FOR CARRIER SINGLE STAGE AIR HANDLER WITH PSC BLOWERS OR ECMx CONSTANT TORQUE BLOWERS



Carrier 48M55 3-in-1 design

replaces HK610A002 / 006 / 010

Stages Single

Voltage Input 24 Vac

Inducer Motor/Blower Motor PSC or ECMx

Mounting Options Metal Standoff

Ambient Operating Temperature

-40 to 175°F (-40 to 80°C)

Humidity Range

5% to 95% relative humidity (non-condensing)

48M55-751 PSC or ECMx

Carrier Carrier 48P55 low cost 2-in-1 design

replaces HK610A002 / 006

Stages Single

Voltage Input 24 Vac

Inducer Motor/Blower Motor PSC

Mounting Options Metal Standoff

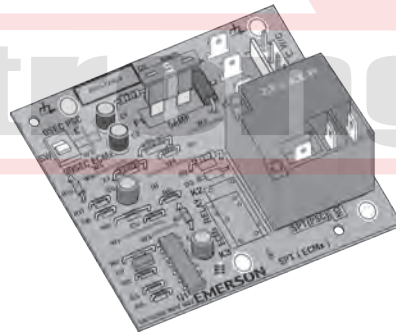
Ambient Operating Temperature

-40 to 175°F (-40 to 80°C)

Humidity Range


5% to 95% relative humidity (non-condensing)

48P55-751 PSC



HVAC

DIRECT REPLACEMENT FOR GOODMAN



48C21-707 GOODMAN TWO-STAGE AIR HANDLER CONTROL

- Two-stage electric heat
- Variable speed blower motor
- Communicating or legacy 24V systems
- 7 segment system diagnostic LED

Goodman		White-Rodgers
PCBJA101	PCBJA103	48C21-289
PCBJA101S	PCBJA103S	48C21-290-01
PCBJA102	PCBJA104	48C21-290-02
PCBJA102S	PCBJA104S	48C21-290-04



49S25-707 GOODMAN TWO-STAGE UNITARY HEAT PUMP / AC CONTROL

- Two-stage applications
- Communicating or legacy 24V
- PSC or ECM outdoor fan motor systems
- Cutable jumper configuration
- 7 segment system diagnostic LED

Compressor Short Cycle Delay: 180 Cool Staging Time: 5
 Compressor Min. Run Time: 30 Heat Staging Time: 5
 Max. Defrost Cycle Time: 600 Outdoor Fan Off Delay: 1
 Compressor Run Time Until Defrost: *30/60/90/120

Goodman		White-Rodgers
PCBGR102	PCBHR102S	49B22-289
PCBGR102S	PCBHR103	49C25-289-01
PCBGR103	PCBHR103S	49J22-289
PCBGR103S	PCBHR104	49J22-289-02
PCBHR102	PCBHR104S	49K25-289-01



DIRECT REPLACEMENT FOR GOODMAN

50M56-707 GOODMAN SINGLE-STAGE INTEGRATED FURNACE CONTROL

Application:


- Single Stage Gas
- PSC Blower Motors
- Standoff Mounting
- 120v HSI
- Twinning
- Replaces 14 SKU's

Features:

- Red LED Status / Fault Indicator
- Fault Recall Button
- 2 Park Terminals
- 1 Hum & EAC Terminal
- Heat off delay jumper
- Built-in 24v 3A Fuse

Uniqueness:

- 17 second ignitor warm-up



Goodman		White-Rodgers
PCBBF134	PCBBF136	50M56-281
PCBBF134S	PCBBF136S	50M56-291
PCBBF135	PCBBF138	
PCBBF135S	PCBBF138S	ICM
PCBBF140	PCBBF140S	ICM2810




White-Rodgers™

50C51-707 GOODMAN TWO-STAGE INTEGRATED HSI FURNACE CONTROL

- Two-stage applications
- 120V HSI ignition
- 7 segment system diagnostics LED
- Variable speed blower motor
- Communicating or legacy 24V systems

Pre-Purge Time: 15 sec IgnitorWarm-Up: 17 (adaptive)
 Retries: Infinite Heat Delay-To- Fan-On (Low Heat): 30
 Heat Delay-To- Fan-Off 30 90/120/*150/180
 Cool Delay-To- Fan-On: 5 Cool Delay-To-Fan-Off: 45
 Auto Reset Time... 60 min Post Purge: 15 sec



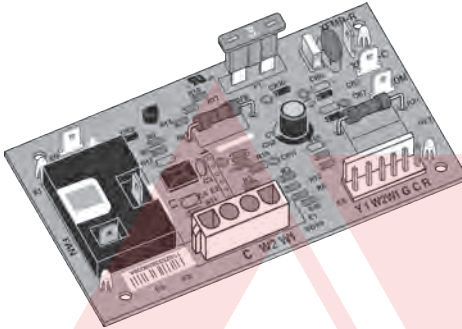
HVAC

Goodman		White-Rodgers
PCBKF101, S	PCBKF102, S	50C51-289-01, 02, 90
PCBKF103, S	PCBKF104, S	50C51-290, 01, 02, 03
PCBKF105, S		

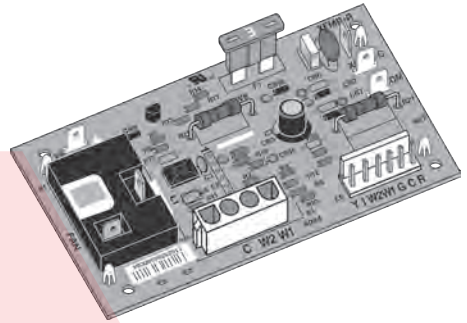
DIRECT REPLACEMENT FOR RHEEM

SINGLE STAGE AIR HANDLER CONTROLS

48P21-811
for PSC Blower Motors



48X21-811
for ECMx Blower Motors



Model:	48P21-811	48X21-811
Blower Motor:	PSC	ECMx
Harness Included:	Yes to replace 47-00436-04	N/A
Mounting:	Drop-in replacement	
Fuse:	3 AMP	
Input Voltage:	25 VAC, 50/60 Hz 25	
Operating Temperature Range:	-40° to 176°F (40° to 80°C)	
Humidity Range:	5-95% relative humidity (non-condensing)	
Agency Approvals:	UL	
Limited Warranty:	1 year	
Versatility:	Replaces 14 controls	Replaces 9 controls
<u>Rheem / RUUD Brands</u>		
47-100436-01	47-100436-04	47-100436-02
47-100436-04-03	47-100436-05	47-102077-05
47-100436-84A (115V Kit)		1139-151
47-100436-84D (460V Kit)		1139-83-1511A
47-100436-84J (208/240V Kit)		<u>White-Rodgers</u>
47-102077-04	47-102077-04-00	48X21-101
1005-173A	1005-83-1722A	48X21-111
1139-83-160A		48X21-811
<u>White-Rodgers</u>		
48P21-111	48P21-811	




White-Rodgers

CARRIER INTEGRATED HSI CONTROL

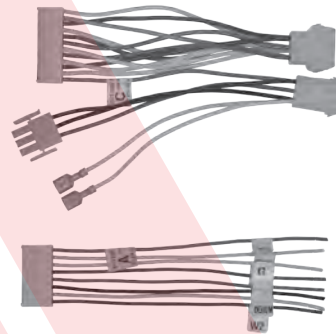
21V51D-751 CARRIER TWO-STAGE INTEGRATED HSI FURNACE CONTROL KIT

- Two-stage applications
- PSC/VS or ECMx blower motors
- Tri-color diagnostics LED
- Flame current test pads
- Push button self-test
- Dipswitch fan only speed set up
- 120V HSI ignition



Pre-Purge Time: 15 sec IgnitorWarm-Up: 17-19
 Heat Delay-To- Fan-On (Low Heat): 45 Retries: 3 times
 Heat Delay-To- Fan-Off 30 90*/120/150/180
 Cool Delay-To- Fan-On: 3 Cool Delay-To-Fan-Off: 5
 Auto Reset Time... 60 min Post Purge: 15 sec

Carrier ECMx	ICP ECMx	White-Rodgers
CEPL130948-01	1184408	21V51D-751
CEPL130948-02	CEPL131043-01	50V51-751
HK42FZ028	HK42FZ041	ICM PSC/VS
HK42FZ040	ICP PSC only	ICM2807
Carrier PSC/VS	1172551	
325879-751	1172809	
CEPL130455-01	CEPL130591-01	CEPL130591-41
HK42FZ005	HK42FZ010	HK42FZ015
HK42FZ017	HK42FZ019	HK42FZ020



DIRECT REPLACEMENT FOR TRANE

50V54-820 TWO-STAGE FURNACE CONTROL FOR VARIABLE SPEED BLOWER AND INDUCER MOTORS

- Fast drop-in OEM mounting for XV95 furnaces
- Includes 120V ignitor & harness to service 80V & 120V applications
- LED fault recall and status codes

Ignition warm-up: 20 sec. Ignition activation period: 2 sec.
 Heat ON delay: 45 sec. Post-purge: 5 sec.
 Blower OFF delay: 60/100/140/180 sec.
 Cooling ON delay: 0



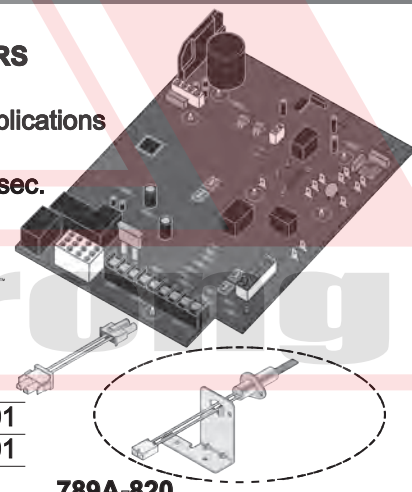
CROSS REFERENCE REPLACEMENT:

Trane/American Standard Brands

CNT03777	CNT04678	CNT04985	CNT05160
CNT06017	CNT06585	D342062P01	D342263P01
D342263P02	D342263P03	D342263P04	D343687P01
D343687P02	KIT15816		

White-Rodgers

50V54-507	50V54-571	50V54-820
50V64-495	50V64-507	50V64-743



789A-820

TRANE Direct Replacement 120V Ignitor
 Included in furnace kit but also sold separately
 Replaces Trane models:
 D156805P01 IGN00146 IGN00152


DIRECT REPLACEMENT FOR TRANE

50E70-820 TRANE NON-INTEGRATED HSI IGNITION MODULE KIT COMMERCIAL-ROOFTOP APPLICATIONS


- Single stage application
- 120V HSI ignition
- Adapter board and harness included
- For packaged units
- Flame current test pins
- Red & green status LEDs

Pre-Purge Time: 0 sec Ignitor Warm-Up: 45 Sec
 Auto Reset Time... 60 min Post Purge: 0 sec

Trane		White-Rodgers	
3HS-1	KIT03308	KIT17852	21D70-495-01
3HS-2 Rev A	KIT05137	3SV-2	21D70-495-02
3HS-2 Rev D	KIT08282	X13130449-0	50E70-820
X13130453-01	X13130454-01	X13130454-02	



50N02A-820 TRANE TWO-STAGE INTEGRATED DSI FURNACE CONTROL - COMMERCIAL ROOFTOP APPLICATIONS



- Single or two-stage application
- 80s cool off delay
- Green diagnostic LED
- Direct spark ignition
- For packaged units

Pre-Purge Time: 20 sec IRetries: 2
 Heat Delay-To- Fan-On (Low Heat): 45
 Heat Delay-To- Fan-Off 60/*90
 Cool Delay-To- Fan-On: 0 Cool Delay-To-Fan-Off: 0/*80
 Auto Reset Time: 60 min Post Purge: 5 sec

Trane		White-Rodgers
CNT03456	CNT01634 w/ F50N02-820	50N02A-820
CNT03457	CNT01669 w/ F50N02-820	50N02-495-02
X13650874-01	CNT02216 w/ F50N02-820	50N02-495-01
X13650873-01	CNT02217 w/ F50N02-820	

F50N02-820 TRANE IGNITION CONTROL ADAPTER BOARD KIT COMMERCIAL - ROOFTOP APPLICATIONS

- Furnace adapter board
- Used with 50N02A / 50N02B controls includes:
 - 9-pin to 9-pin harness
 - 9-pin to 12-pin harness

For packaged units
 Mounting: Stand-Offs

EMERSON
 Climate Technologies

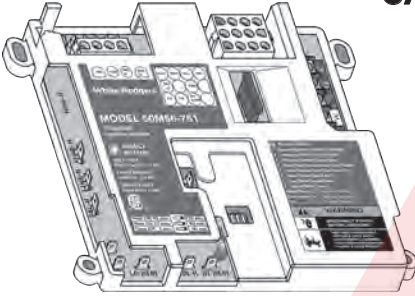
White-Rodgers™



Trane	White-Rodgers
KIT06839	F50N02-820
X13120662010	21D02-475-01

SINGLE STAGE FURNACE CONTROLS

CARRIER SINGLE STAGE FURNACE CONTROL



Replaces: Carrier 325878-751 Kit, HK42FZXXX and ICM282A

Key Features: Kit comes with harness to service both current and older production single stage furnaces. Direct replacement with matching timings, outputs and features.

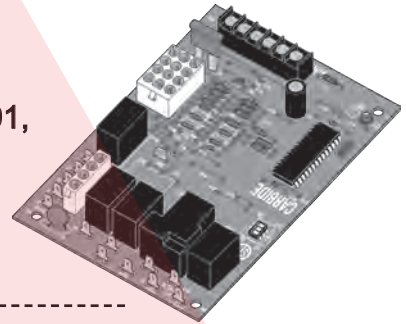
50M56U-751

TRANE SINGLE STAGE FURNACE CONTROL

• 120V IGNITOR

Replaces: Trane CNT03797, CNT02789, CNT02891, CNT03799, D341122P01, D341235P01, D341235P03

50A55-3797



TRANE SINGLE STAGE FURNACE CONTROL

• 80V IGNITOR

Replaces: Trane CNT03076, CNT03798, NT05164, CNT05165, D341213P01, D341396P01, D341396P03, D341396P04, D341396P05


50A65-5165

YORK SINGLE STAGE FURNACE CONTROL

Key Features: Kit comes with mounting bracket needed for most York 90% up flow furnaces. Virtually all York single stage HSI controls with 120V ignitors.

Replaces: 265901, 265902, 539617, S1-03100662000, S1-03101250000, S1-03101266000, S1-03101267000, S1-03101267001, S1-03101284000, S1-03101933000, S1-03101972000, S1-03101973000, S1-03109167000, S1-33102956000, S1-33103010000, ICM2808

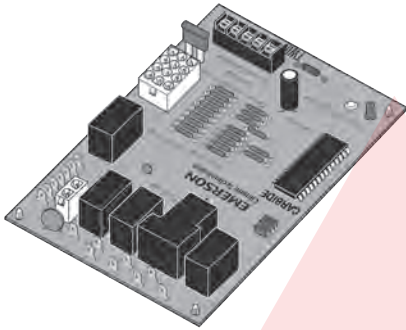
50A56-956



HVAC

INTEGRATED HSI FURNACE CONTROL

50A55-743 (ICM2811) Integrated Furnace Control



An automatic gas interrupted ignition control that employs a microprocessor to continually monitor, analyze, & control the proper operation of the gas burner, inducer, & fan.

- 120 VAC Ignitor Output
- 120 VAC Humidifier Output
- 120 VAC Electronic Air Cleaner Output
- 120 VAC 2-Speed PSC Circulator Output
- Fuse Protection – 5 Amp
- Furnace Status LED
- Heat Fan OFF Delay (Dipswitch Selectable)
- Y, W, R, G, C, TWIN Terminals

Replaces Virtually All Goodman Single-Stage HSI Controls with 120V Ignitors:

0130F00005, 0130F00005S,
B1809926, B1809926S, PCBBF110, PCBBF110S,
PCBBF112, PCBBF112S, PCBBF123, PCBBF123S,

White-Rodgers:

50A55-289, 50T55-289


CONTROL FOR ECMx BLOWER MOTORS

Universal Single Stage Furnace Control for ECMx Blower Motors

50X57-843

- **Universal Replacement**
Services Carrier, Lennox, Trane and York models
- **Easy Installation**
Mounting design fits all OEM models
Simple Rollout jumper
Minimal harnesses with patented parallel connectors
24V or 120V humidifier
- **Advanced Diagnostics**
Simple pushbutton fault recall Tri-Color LED & status codes
Flame current test pins Fault code label on control

EMERSON
Climate Technologies



Carrier / ICP Brands

1183386	1184412	CEPL130934-01	CEPL130934-02	CEPL131011-01
CEPL131011-02	HK42FZ027	HK42FZ033	HK42FZ039	HK42FZ047

Lennox Brands

103217-01	103217-02	607436-01	607436-02	79W84/85W79
-----------	-----------	-----------	-----------	-------------

Trane / American Standard Brands

CNT04711*	CNT06664*	CNT07737*	CNT07738*
D342359P01*	D342359P02*	D342359P03*	D342359P04*

York / JCI Brands

542760	S1 03102951001
--------	----------------

White-Rodgers

50A67-476-01*	50A67-476-02*	50A67-507-01*	50A67-507-02*
---------------	---------------	---------------	---------------

* 80V application which requires 120V ignitor upgrade

SINGLE STAGE HSI FURNACE CONTROL

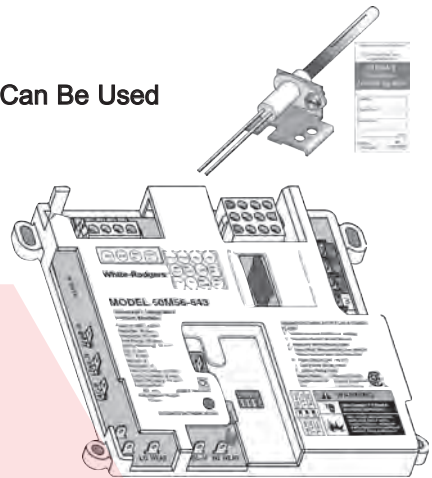
50M56U-843

Replaces:

- More OEM Boards Than Competitive Models Because It Can Be Used on Both 80V and 120V Ignitor Applications
- Carrier HK42FZ004, 007, 008, 009, 011 & 016

Fast-Install Kit – includes everything you need:

- Ignition Control Module – 50M56-843
- 12 Quick-Select/Quick-Connect Wiring Harnesses
- HotRod™ Universal Ignitor Kit – 21D64-2
- Installation Instructions and OEM X-Ref Features:
- 3 Fan Speeds – Cool, Low Heat & High Heat Speeds
- Color-Coded (Labeled) Thermostat Connection
- System Diagnostics, with Fault Recall (Stored)
- Cover Label – Displays Diagnostic Table
- Red LED Light – Used for Diagnostic Flash Codes
- Low Voltage – Fuse Protection – 3A Replaceable Automotive Type
- Humidifier & Electronic Air Cleaner Connections (Optional)

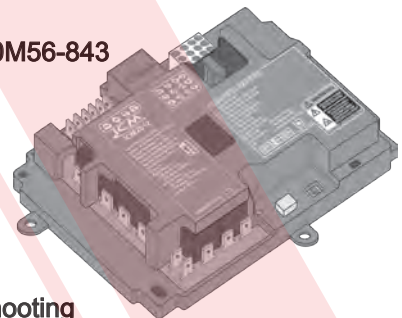


ICM2812

A universal board only replacement for the White-Rodgers 50M56-843 and more than 150 competitive part numbers.

Please visit www.icmcontrols.com/ICM2812/replacements

- Hot Surface Ignition (HSI) control board
- Microprocesser-based • Replaces more than 150 Boards
- Monitors timing, trial for ignition, system switches, flame sensing and lock out • 100% lockout safety feature
- Compatible with LP or Natural Gas
- LED indication for status and fault codes to aid in troubleshooting



DIRECT REPLACEMENT FOR LENNOX

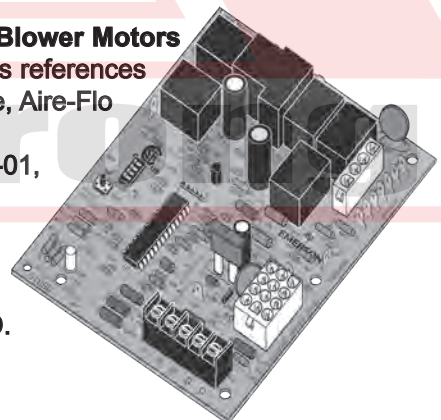
50M56U-801

Single Stage HSI Integrated Furnace Control for PSC Blower Motors

Reduce Truck Stock: Replace 5 OEM boards and 28 cross references


- Replace: Lennox, Armstrong, AirEase, Concord, Ducane, Aire-Flo 100973-01*, 100973-02*, 1012-83-9673A, 1012-967, 1012-968, 1012-969*, 1012-969A*, 1012-977A, 103085-01, 103085-02, 103085-03, 103098-01, 1195-83-100A, 1195-100, 12L4201, 17W70*, 50A55-120, 56L8501, 81W03, 56W19, 94W83, 74W03
- *Requires 120V Ignitor (21D64-2)

- Advanced Diagnostics: Simple push-button tri-color LED. Flame current test pads for easy on-board checkout
- Versatile Installation: Pin to socket adapter harnesses
Two options for flame sense connection
Supports 24V or 120V humidifier operation



HVAC

ICM FURNACE CONTROLS




ICM280

Goodman:

B18099-06, -08, -10, -13, -13S


UTEC: 1012-933D Texas Instruments: 41F-5

White-Rodgers: 50T35-730



ICM2805A


Nordyne 903106-Kit for use with G3, G4, G5, G6, M2 and M3 furnace modules



ICM2807

Carrier:

HK42FZ005,
010, 015, and 017



ICM2808

York


S1-331-03010000
and S1-331-02956000



ICM281

Carrier:

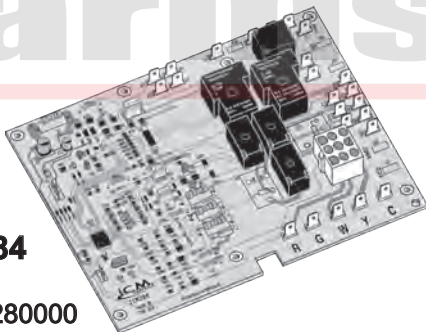
CESO110057-00, 01, 02



ICM282A

Carrier:


HK42FZ004, 007, 008, 009, 011, 13, 014,
016, 325878-751



ICM284

York:

03101280000

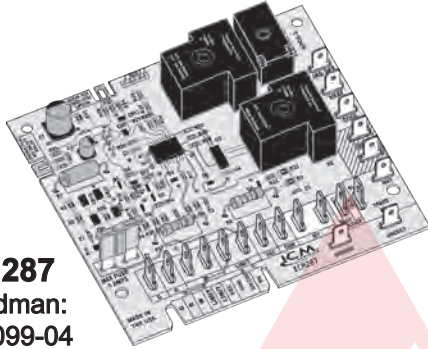


ICM286

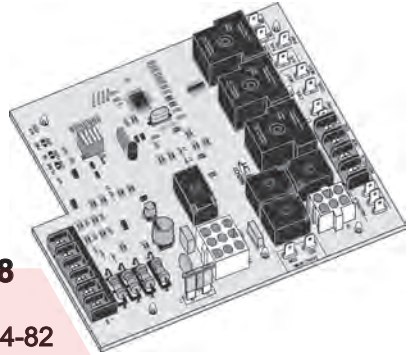
Goodman:

PCBBF112S,
B1809926S,
0130F00005S

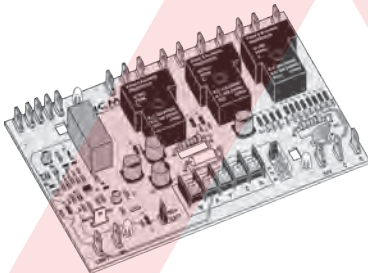
FURNACE CONTROLS




ICM287
 Goodman:
 B18099-04




ICM288
 Rheem:
 62-24084-82




ICM289
 Lennox:
 All BCC1, BCC2 & BCC3 circuit boards including 48K98 and 45K48



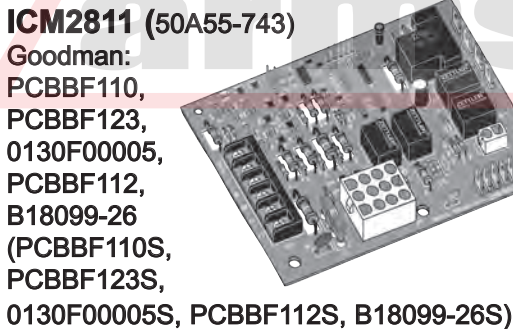
ICM291
 Carrier:
 LH33WP003,
 LH33WP003A



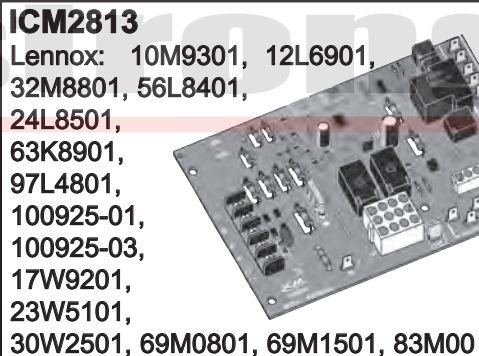
ICM292
 Rheem 62-24140-04



ICM2810
 Goodman
 PCBBF136,
 PCBBF140



ICM2811 (50A55-743)
 Goodman:
 PCBBF110,
 PCBBF123,
 0130F00005,
 PCBBF112,
 B18099-26
 (PCBBF110S,
 PCBBF123S,
 0130F00005S, PCBBF112S, B18099-26S)





ICM2813
 Lennox: 10M9301, 12L6901,
 32M8801, 56L8401,
 24L8501,
 63K8901,
 97L4801,
 100925-01,
 100925-03,
 17W9201,
 23W5101,
 30W2501, 69M0801, 69M1501, 83M00

HVAC


FURNACE BLOWER CONTROLS

Controls the operation of the induced draft blower and the circulating blower in all thermostat modes. On a call for heat, the induced draft blower is energized. A pressure switch then proves the induction blower is functioning and brings on the gas valve. Operation of the gas valve starts the "on" delay timing. At the end of a pre-selected (and fixed) delay, the circulating blower is energized and it runs continuously until the call for heat is satisfied. At this time, the "off" delay (adjustable) is initiated and the circulating blower operates until the "off" delay times out.


695-200




ICM270



ICM271



ICM275



ICM278

<u>PART NO.</u>	<u>O.E.M.</u>	<u>REPLACES PART NO.</u>		<u>BLOWER "ON" TIME</u>	<u>BLOWER "OFF" TIME</u>
ICM270 (695-003)	RHEEM	47-2282-07+ 47-22828-01	47-22827-81 47-22828-02	47-22827-82 ST9120A1006+	90, 120, 150, 180 seconds (adjustable)
ICM271 (695-100)	CARRIER BDP HH84AA013	CESO110017 HH84AA010 HH84AA013	CESO110018 HH84AA011 HH84AA020	75 Sec. Heat HH84AA012 P771-7002	105 Sec. Heat 90 Sec. Cool 302075-3
ICM275 (695-101)	CARRIER BDP	HH84AA001 HH84AA005 HH84AA014	HH84AA003 HH84AA009 HH84AA015	60 Sec. Heat HH84AA021	60-240 Sec. Heat. 90 Sec. Cool
ICM278	CARRIER BDP	HH84AA017	HH84AA018	60 Sec Heat.	60-200 Sec. Heat 40 Sec Cool
695-200 (S9200U1000) See Page 277	RHEEM UTEC	62-24268-01 62-24268-03 1012-925B	62-24268-02 1012-925A 1010-925C	20 Heat 2 Cool	90/120/160/180 45 Cool

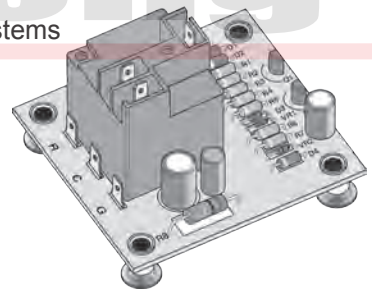
+ Honeywell control.

PCPICM255 FAN BLOWER CONTROL

- ✓ Dual function fan delay timer
- ✓ Controls the circulating fan in heat pump, A/C & forced air systems
- ✓ OFF delay purges ducts of residual air
- Voltage: 18-30 VAC
- Contact ratings @ 240 VAC: N.O.: 20 amps • N.C.: 10 amps
- Time delays: ON: 1 sec. • OFF : 60 sec.

REPLACES:

- A-1: 5893 ■ Bard: 8201-056 ■ Mars: 32574
- Rheem: 42-22515-01, 42-22515-02, 42-22515-03
- Snyder General/ICP: 1395336



HONEYWELL SMART VALVES

SV9500 SMART VALVE™ SYSTEM

Combines gas flow control and electronic intermittent pilot sequencing functions into a single unit. Suitable for a wide range of gas-fired appliances including furnaces, roof-top furnaces, boilers, unit heaters, infrared heaters, space heaters and commercial cooking units.

Pressure Regulator

Part No.	Inlet/Outlet Size (In.)	Setting In. wc	Type Of Opening	Type Of Gas	Prepurge	Ignition Trial Time
----------	-------------------------	----------------	-----------------	-------------	----------	---------------------

INTERMITTENT HOT SURFACE PILOT

SV9501M2528	1/2"	3.5	Standard	Natural	None	90 Sec.
	SV9501M2031	SV9500M2045	SV9500M2603	SV9500M2629		
	SV9500M2637	SV9500M2652	SV9500M2674	SV9500M2678		
	SV9500M2682	SV9500M2686	SV9500M2690	SV9500M2736		
	SV9500M2835	SV9501M2056	SV9500M3601	SV9500M3619		
	SV9500M3635	SV9500M6604	SV9501M2700	SV9501M2718		
	SV9501M2726	SV9501M2734	SV9501M2742	1170430		
	HQ1011421					

SV9501M8129	1/2"	3.4	Fast-Fast	Natural	None	90 Sec.
	SV9500M8600	SV9500M8618	SV9500M8659	SV9500M8667		
	SV9500M8808	SV9501M8103	SV9501M8111	SV9501M8129		

SV9502H2522	1/2"	3.2	Slow	Natural	15 sec.	90 Sec.
	SV9500H2609	SV9500H2724	SV9500H3607	SV9500H3615		
	SV9501H2409	SV9501H2417	SV9501H2425	SV9502H1706		

DIRECT HOT SURFACE IGNITION

SV9510M2511*	1/2"	3.5	Standard	Natural	15 sec.	7 Sec.
	SV9510M2347	SV9510M2354	SV9510M2362	SV9510M2388		
	SV9510M2412	SV9510M2420	SV9410M2902	SV9510M2910		

SV9520H8513*	1/2"	3.5	Fast-Slow	Natural	15 sec.	7 Sec.
	SV9520H8026	SV9520H8034	SV9520H8042	SV9520H8067		

INTERMITTENT HOT SURFACE PILOT

SV9541Q2561†	1/2"	1.7/3.2	Std. 2-Stage	Natural	15 sec.	90 Sec.
	SV9540Q2464	ICP 1011827	SV9541Q3098	ICP 1013351		

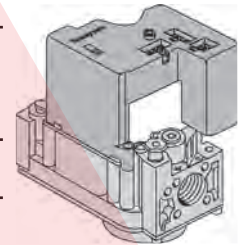
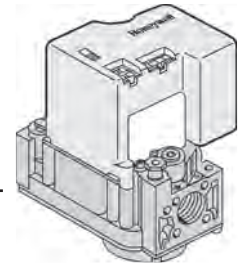
SV9602P4816	3/4"	3.5/0.7	Step	Natural	30 sec.	90 Sec.
	SV9501P2004	SV9501P2053	SV9502P2101	SV9601P4107		
	SV9602P4121					

SV9602P4832	3/4"	10/2.5	Step	LP	30 sec.	90 Sec.
	SV9501P2020	SV9501P2046	SV9502P2119	SV95021P2135		
	SV9601P4149	SV9601P4164	SV9602P4113	SV9602P4139		

SV9641M4510*	1/2"	1.7/3.2	Standard	Natural	15 sec.	90 Sec.
	SV9541M2094	SV9540M2229	SV9540M2245	SV9540M2260		
	SV9540M2278	SV9640M3126	SV9640M4116	SV9640M4124		
	SV9640M4132	ICP 1013350				

* Includes LP Conversion Kit 393691

† Includes LP Conversion Kit 396021



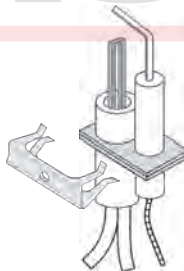
396021
2 Stage LP
Conversion
Kit (SV9540)

HVAC


Replacement Ignitor/ Flame Rod Assembly

30 in. (762 mm) lead wires.

Q3400A1024
(Q3400A1040,
1009524)



**SMART VALVE
TEST KIT**
1160400
(395466-1)

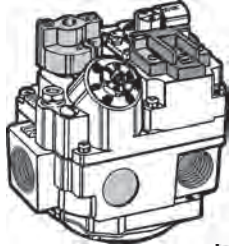


GAS VALVES FOR STANDING PILOT SYSTEMS

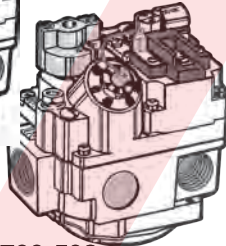
ROBERTSHAW 7000 COMBINATION VALVE KITS FOR NATURAL OR L.P. GAS For Standing Pilot Systems

MILLIVOLT

500 Millivolt Combination Valve with 3/2" W.C. regulator, 1/2" pipe inlet, three 1/2" pipe outlets with two 3/8" bushings and two plugs. 100% safety.



700-402



700-502

24 VOLT

Complete with 3/2" W.C. regulator, LP blankoff kit, 1/2" inlet, and 1/2" bushing. 100% thermocouple safety.

Part No.	Volt	Inlet	Outlet	Max. BTU
700-400	24V	1/2	Straight thru 3/4	240,000
700-402	24V	1/2	3/4	240,000
700-502	MV	1/2	1/2	100,000
700-504	MV	1/2	3/4	240,000
700-506	MV	3/4	3/4	300,000
700-522	MV	1	1	715,000
700-406*	24V	3/4	3/4	300,000
700-442	24V	1	1	715,000
700-452	120V	1/2	3/4	240,000
700-454	120V	3/4	3/4	300,000
700-456	120V	1	1	715,000
700-464	240V	3/4	3/4	300,000



1751-007

SQUARE ROD ADAPTER

L.P. REG. BLOCK OFF KIT (Reg. Plate Included)

1751-009

1751-007

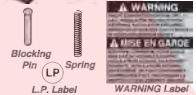
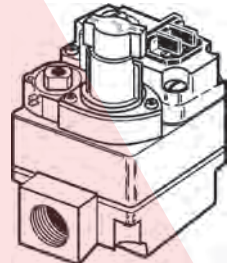
WHITE - RODGERS COMBINATION GAS CONTROL For Standing Pilot System

Bushings are included for adaptation to 1/2" or 3/8" pipe inlet and 3/4" or 1/2" pipe outlet.


24 VOLT (Also for 12 V.D.C.)

Part No.	Volts	Description
36C03-300	24V	Straight thru
36C03-333	24V	With plugged side taps
36C03U-333	MV	With plugged side taps

L.P. Conversion Kit F92-0737



ROBERTSHAW 7200 REDUNDANT COMBINATION VALVE KITS FOR NATURAL OR L.P. GAS For Standing Pilot System




- 24 Volt
- L.P. conversion included
- 150,000 BTU max. capacity
- Dual seat valve
- Reducer bushings
- Thermocouple safety

Part No.	Volt	Inlet	Outlet	Optional Side Outlet
720-400	24V	1/2"	3/4"	NO
720-402	24V	1/2"	3/4"	YES
720-406	24V	3/4"	3/4"	NO

GAS VALVES FOR STANDING PILOT SYSTEMS

HONEYWELL VR8200A2132 COMBINATION VALVE KIT FOR NATURAL OR L.P. GAS For Standing Pilot System

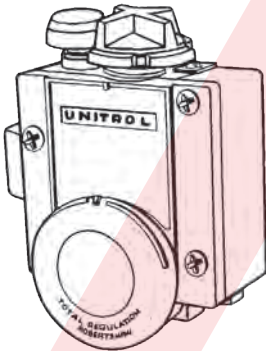


- Single Stage
- 24 VAC Standard Opening
- 1/2 x 1/2".
- Set 3.5" WC To convert from natural gas to LP, use the 393691 LP Conversion Kit that is included
- THERMOCOUPLE: Nominal output: 30 mV (0.018 ohms).

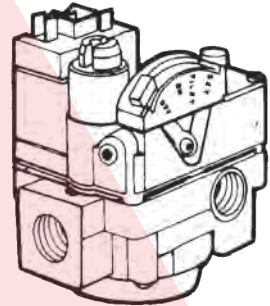
VR8200A2132

GAS HEATING PARTS

**REPLACEMENT VALVE FOR SMALL
SPACE HEATERS AND MOBILE HOMES
WITH THERMOCOUPLE SAFETIES.
ALL ARE 24 VAC. 200,000 BTU MAX.**



**OLD STYLE IS
REPLACED BY
NEW STYLE**



L.P. CONVERTIBLE WITH BUSHINGS
1/2" INLET X 1/2" OUTLET WITH SIDE TAPS.

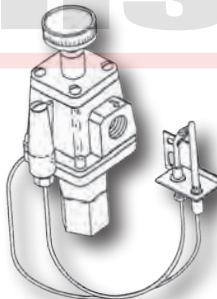
Part No.	Replaces Models	Factory Model	Step Opening	Type
720-007	110ERCHC	7200ERC	None	New Style
720-472	110ERCHC20-2E	7200ERCS	50%	New Style
720-474	110ERCHCS0-2D,2C	7200ERCS	28%	New Style

SAFETY VALVE KIT

3/8 Pipe White Rodgers 764 Valve with Thermocouple, Pilot Tube and Pilot Burner Assembly
FOR REPLACEMENT OR ADD-ON

Part No.
SK200N NATURAL
SK200LP LP GAS

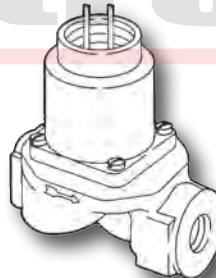
**Pilot and thermocouple
only PBT-N**



PILOT SOLENOID VALVE - 24 VOLT

1/4" CC tubing inlet and outlet. Will replace many obsolete valves on Electric Ignition applications.

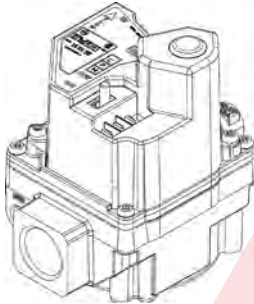
H91WG1




WHITE-RODGERS GAS VALVES

WHITE RODGERS REDUNDANT "SWITCH" VALVES

The 36H series combination gas valve is designed with redundant and main solenoid valves that control gas flow to the main burners, a pressure regulator to maintain a constant outlet pressure, and a two position on/off switch for electrical shutoff.



New Style 36H Series



Old Style 36E Series

Type of Gas: Natural Gas
Ambient Temperature: -40° to 175°F
Pressure Rating: 14" W.C. (1/2 PSI) max.
Voltage: 24 VAC
Frequency: 50/60 Hz
Current: Single Stage - .410A Two-Stage - .540A
Pressure Regulator Setting: (" W.C.)

	2-Stage			
	1-Stage	Low	High	Min. Diff.
Natural Gas	2.5 - 5.0	1.0 - 3.5	2.5 - 5.0	1.5
LP Gas	7.0 - 12.0	4.0 - 9.5	8.0 - 12.0	2.5

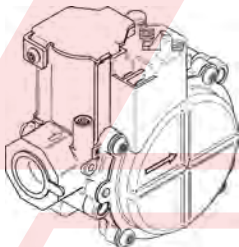
Inlet/Outlet: 3/4" X 3/4" NPT with reducer bushings.

Part No.	# Of Stages	Open Characteristics	Proven Pilot
36H32-304	1	Fast	YES
36H32-423	1	Fast	YES
36H33-412	1	Slow	YES
36H64-463	2	Fast	YES
36H65-401	2	Slow	YES

E-Model	H-Series	E-Model	H-Series
36E22-214	36H32-423	36E54-214	36H64-463
36E24-214	36H33-412	36E96-314	36H65-401
36E36-304	36H32-304	36E98-304	36H33-412
36E52-214	36H33-412		

WHITE - RODGERS GEMINI GAS CONTROL

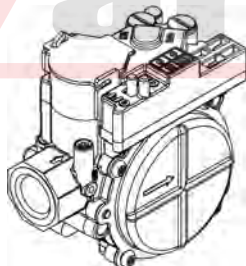
- Electrical Shut Off
- 24V 60 Hz
- 1/2" x 1/2" NPT
- Inlet/Outlet Screens. Plastic Hose Barb
- Inlet & Outlet Pressure Taps.
- 1/4" Spade Terminals
- Type 10
- Top Mounted Components
- Mounts in Any Position.
- LP Kit Included



Single Stage

Part No	Description	Stage	Orifice
36J22-214	Fast Opening	1	0.019
36J24-214	Slow Opening	1	0.008
36J24-614*	Slow Opening	1	0.008
36J54-214	Fast Opening	2	0.0276
36J55-214	Slow Opening	2	0.008
36J55-614*	Slow Opening	2	0.008

*Carrier Bottom Outlet Types

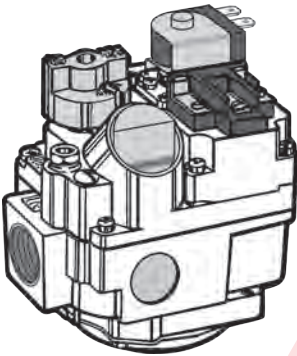


Two Stage

G-Model	J-Series	G-Model	J-Series
36G22-214	36J22-214	36G54-214	36J54-214
36G24-214	36J24-214	36G55-214	36J55-214

GAS HEATING PARTS

UNIVERSAL 2-STAGE MODELS - INTERMITTENT PILOT, DIRECT SPARK AND HOT SURFACE



EXCELLENT REPLACEMENTS FOR THOSE OBSOLETE HONEYWELL AND PENN-JOHNSON 2 STAGE GAS VALVES

2-STAGE 24 VOLT GAS VALVES- AND INTERMITTENT PILOT MODELS

Robertshaw's 2-stage 24 volt combination gas valves, standing pilot as well as intermittent pilot models, feature: reliability, performance, flexibility, and easy installation all in one compact control. These valves feature a manual valve (gas cock), inlet/outlet screens, pilot gas filter, and pilot adjustment key. VALVES CAN BE MOUNTED IN ANY POSITION EXCEPT UPSIDE DOWN.

Part No.	Factory Model	Inlet x Outlet	Gas	Lo-Fire	Hi-Fire	Capacity
700-051	7000 BDER2-3-LP-S7C	3/4" X 3/4"	L.P.	2.8" W.C.	11.0" W.C.	480,000
700-053	7000 BDER2-4 S7A	3/4" X 3/4"	Nat.	1.3" W.C.	3.5" W.C.	300,000
700-064	7000 DER2-HC-4-S7C	1" X 1"	Nat.	1.3" W.C.	3.5" W.C.	720,000

- 1000 BTU/Cu. Ft. 0.64 sp. gr. nat. gas@ 1" W.C. pd.
- Has slow opening feature for soft ignition. Can be field removed.

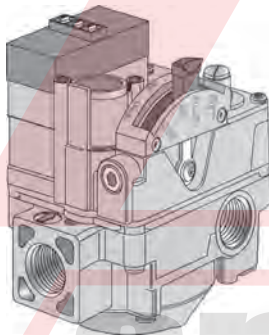
UNIVERSAL IGNITION GAS VALVE

The Robertshaw 720-079 Uni-Kit is designed to be a universal ignition gas valve. It will work equally well on the following applications:

- Intermittent Pilot • Direct Spark • Hot Surface

Includes a manual valve (on-off)

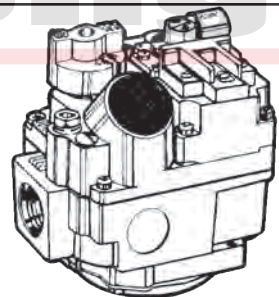
- Pilot valve with plug gas pressure regulator. Replacing Robertshaw
- Honeywell and White-Rodgers gas valves.



Part No.	Description
720-079	7200 IPER Gas Valve. Uni-Kit Includes (1) L.P. Gas Pressure Regulator Conversion Kit, (1) 3/4"X1/2" (1/2"X3/4") Pipe Reducer Bushing, (2) 1/2" Pipe Side Outlets Plugs, (1) Pilot Outlet Plug, Complete Instructions

ROBERTSHAW 24 VOLT DIAPHRAGM VALVE

SINGLE FUNCTION SOLENOID VALVES FEATURE 3.5" REGULATION, 1/4" PILOT OUTLET, AND MANUAL GAS COCK.



- 700-422** 1/2" Inlet, 3/4" Outlet, Side Tapped Valve
- 700-424** 3/4" Straight Thru

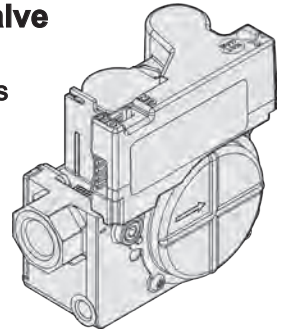
GAS HEATING PARTS

36J27-554 DSI and HSI Modulating Combination Gas Valve

Designed for direct spark ignition (DSI) and hot surface ignition (HSI) system applications. Equipped with redundant and main solenoid valves that control gas flow to the main burners, a pressure regulator and a two-position on/off switch for regulation and electrical shut-off of the solenoid valves. Upon signal from an integrated furnace control, the valve modulates outlet pressure. Mounts in any position including upside down.


• 1/2" x 1/2" NPT • 24V

Replacement for: 1184333, EF34CW181, S1-025-43257-000



GAS VALVES FOR HSI

WHITE RODGERS



<u>Part No.</u>	<u>Gas Type</u>	<u>Step Opening</u>
36H32-304	NAT	-

36E redundant valve is used for H.S.I. & D.S.I. systems rated 24 volts. 140,000 BTU, w/bushings. 1/2" inlet x 3/4" outlet & (3) 1/4" spade terminals.


ROBERTSHAW

1/2" Inlet
1/2" Outlet

Rheem # 60-22525-06

*With Pilot Outlet
Slow Opening*

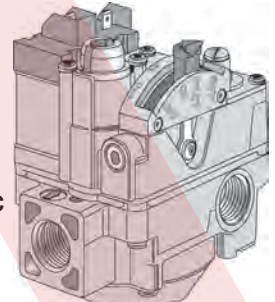
720-050 7200DERS7C



1/2" Inlet
3/4" Outlet
3.5" Reg.

Slow Opening

720-072 7100DERS7C

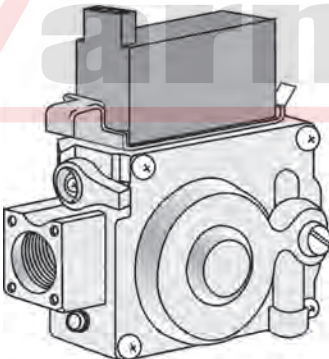


HOT SURFACE IGNITION

722 SERIES LOW CAPACITY DUAL VALVE GAS CONTROLS

Dual automatic valves (redundant) that are pressure regulated and come factory set at 3.5" W.C. for natural gas. Convertible to L.P. by installing the included regulator conversion kit.

- Small, compact size, 3-9/16" swing radius
- inlet/outlet 1/2" • 90° flanged outlet for side outlet applications



STANDARD MODEL

722-051 7222DER

UNIVERSAL MODEL



Intermittent Pilot - Direct Spark - Hot Surface
722-079 2000IPERHC

GAS HEATING PARTS

36C94-303 Gas Valve for Carrier Intermittent Ignition

- 3/4" x 3/4" NPT • Straight Thru • Reducer Kit Included
- 24V • Single Stage • Fast Opening
- LP Conversion Kit Included

Replacement for: 1162470, EF32CB197A, EF32CB198A, EF32CW183, EF32CW183A, EF32CW233, EF32W184



UNIVERSAL ELECTRONIC IGNITION COMBINATION GAS CONTROL

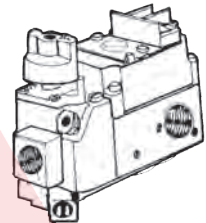
Replaces many IP, HSI, or DSI gas controls.

- For use with natural or manufactured gas or LP gas.
- Includes converter kit to adapt from natural to LP gas Set 3.5" WC
- 3/4 x 3/4"

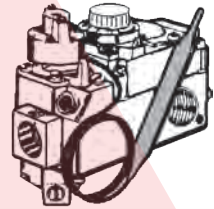
- VR8345M4302** Standard Opening
- VR8345H4555** Slow Opening

ROBERTSHAW

Part No.	Reg.	Voltage	Replaces
710-402	3.5" WC	24	B57RA68
710-501	None	MV	B67AA57
710-502	3.5" WC	MV	B67RA56
710-101	None		Manual



Low Capacity
Gas Valve
70,000 BTU Max
1/2" Inlet
1/2" Outlet
Straight thru with
side taps




HYDRAULIC VALVES

REPLACES HONEYWELL V5267

Part No.	Reg.	Systems
710-203	None	Space Heaters
710-205	3.5" WC	TV27

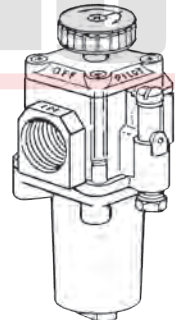
H43 SERIES BASO AUTOMATIC PILOT VALVES

Interlock between manual valve handle and reset button allows gas to flow only to pilot during pilot relighting. Control shuts off both main and pilot gases if pilot extinguished. Manual valve control both main and pilot gas. Use with all fuel gases. Use with any standard thermocouple. Natural or LP gas.



1/2" Pipe In &
Out - 1/4" CC
Pilot Outlet

Part No.	Description
H43BA-2	WITH MANUAL HANDLE AS SHOWN
H43GA-3	WITH 1/4" SQUARE ROD HANDLE



THERMOCOUPLE OPERATED GAS SAFETY VALVES

For space heaters
and
gas log fireplaces

Valves have 100% shut off & manual gas cock
for use with standard thermocouple.

Part No.	Pipe Size
764-742	1/2"

GAS HEATING PARTS

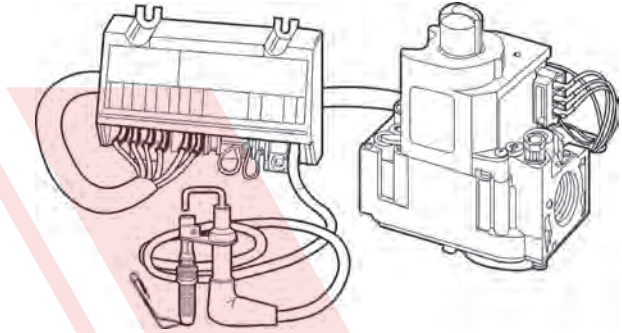
Y86 INTERMITTENT PILOT IGNITION SYSTEM

Y8610U kits are for use with natural or LP gas: provides 100 percent pilot gas shutoff if pilot fails to light; after 6-minute delay, trial for ignition is repeated. Ignition trial/delay sequence is repeated until the appliance lights or call for heat is removed.

Capacity 270,000 BTU
 1/2" Inlet, 3/4" Outlet
 Temp Range -40 to + 175

Y8610U6006
 NAT. OR LP

Y8610U4001
 NAT. ONLY - NON LOCK OUT

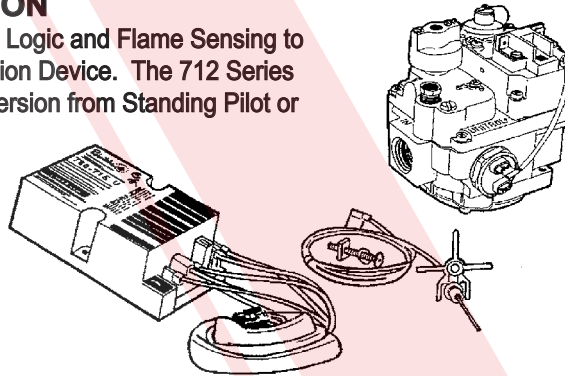


ROBERTSHAW FLAME RECTIFICATION

The Flame Rectification Systems feature Solid State Logic and Flame Sensing to ensure proper operation of an Intermittent Pilot Ignition Device. The 712 Series provides quick and easy installation for retro fit conversion from Standing Pilot or existing cycle-pilot systems of all makes.

FEATURES

- Eliminates Standing Pilot Gas Waste
- Eliminates Pilot Outage Problems
- Slow Opening Gas Valve for Soft Ignition
- Compact Gas Valve
- Complete with Wires, Installation Guide and Troubleshooting Instructions.



Part No.	Pipe Size	Gas	BTU	Lock Out
712-008	1/2" X 3/4"	NAT./LP	200,000	NO
712-016	3/4" X 3/4"	NAT.	300,000	NO

MODERNIZATION KITS FOR OBSOLETE IGNITION CONTROL UNIT BY ROBERTSHAW. FOR SPARK TO PILOT

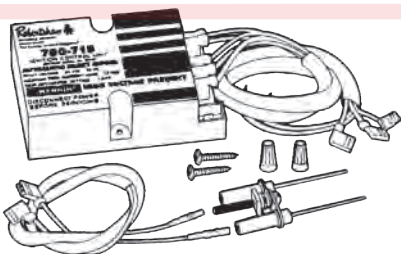
Designed to convert "D" & "K" Series Heat Sensing/Flame Switch Pilot Ignition Systems to Flame Rectification without replacing existing gas valve.

780-705

Replaces Module No. SP720, SP710, SP710A

780-704 (with lockout)

Replaces Module No. SP750, SP730, SP730A



HYDRONIC HEATING

Aquastat controllers for limiting or regulating temperatures of liquids in boilers or tanks.

<u>Part No.</u>	<u>Sensor</u>	<u>Switch</u>	<u>Temp.</u>
L6006A1145	Insertion	SPDT	100 to 240
L6006C1018	Strap on	SPDT	65 to 200
L6008A1192	66" Remote	SPDT	100 to 240



- Totally enclosed Micro Switch™ snap-acting switches operate on temperature rise to set point.
- Visible control point scale and external adjustment screw permit easy setting.
- Horizontal or vertical insertion of the sensing element.
- Direct or well immersion of the sensing element.
- Models available for strap-on mounting.
- Remote bulb model may be used to sense air temperature in ducts and in outside air sensing applications.
- TRADELINE models include well adapter and tube of heat-conductive compound.

COPPER WELL ASSEMBLY

<u>Part No.</u>	<u>Insertion</u>	<u>Shell</u>	<u>Spud</u>
123869A	3"	3/8" dia.	1/2-14 NPT
123870A	3"	3/8" dia.	3/4-14 NPT

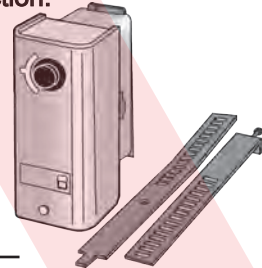


HOT WATER TEMPERATURE CONTROL WITH STRAP-ON MOUNT

A SPDT, strap-on, surface type hot water control for direct or reverse action. Can be used as either an open high control or an open low control.

Applications

- automatic changeover control for fan coil systems

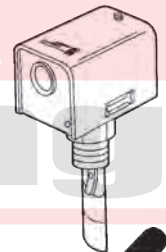


<u>Part No.</u>	<u>Range</u>	<u>Differential</u>	<u>Switch Action</u>
A19DAC-1C	100 to 240°F (38 to 116°C)	10°F (5.6°C)	SPDT

FLOW SWITCH (STANDARD FLOW RATE SPDT)

- Stainless Steel Paddle has three segments for use in pipes from 1" to 3" dia.
- Paddle Segments can be removed or trimmed as needed
- F61KB-11 and F61MB-1 include a 6" paddle for pipes 4" to 6" applications
- use on lines carrying water or ethylene glycol
- not for use with hazardous fluids or in hazardous atmospheres

F61KB-11C	NEMA 1
F61MB-1C	NEMA 3R



LIQUID LEVEL FLOW SWITCH (FOR CLOSED TANKS)

- Vaportight enclosure is rated as NEMA Type 3R raintight.
- Not for use with hazardous fluids or in hazardous atmosphere.
- SPDT snap-acting switch
- rugged steel enclosure
- Liquid level control for open and closed tanks and sumps

F63BF-1C

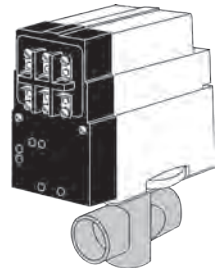


HYDRONIC HEATING

24 VOLT HEATING ZONE VALVES

2 and 3 wire 24V valves For hydronic systems. All have sweat fittings.

Part No.	Brand	Wires	I.D. Size	Aux. Switch
1311-102	White Rodgers	3	3/4	Yes
V8044A1010	Honeywell Diverting	2	1/2	None
V8043E1004	Honeywell	2	1/2	Yes
V8043E1012	Honeywell	2	3/4	Yes
802360JA	MOTOR ONLY (FOR V8043 AND V8044)			



24 VOLT SPDT ZONE THERMOSTATS

Auto Change Over

752-1 1/2"

OIL PRIMARY CONTROL

with 15, 30 or 45 sec.
Lockout Times

ICM1503



- Controls oil burner, oil valve & the ignition transformer in response to a call for heat
- Solid state flame sensing circuit
- LED on terminal strip indicates system lockout
- Enclosed safety switch with external reset button
- Mounts on standard 4x4 J-Box (select models may be mounted directly on burner housing)

Replacement for: White Rodgers: 668-401
Honeywell: R8184G4009, R8184G1138,
R8184G1427, R8184G4025
Tempstar/Heil: 1147017 Carlin: 48245

HIGH LIMIT AQUASTAT RELAY

with 8°F fixed differential

L8148A1017



- High limit opens burner circuit only.
- Include transformer and accessory terminals for adding a remote low limit controller.
- Case available for horizontal/vertical mounting.
- Requires a 24 Vac thermostat with heat anticipator set at 0.2A.
- TRADELINE models include well adapter, tube of heat conductive compound and range stops.


FUEL OIL FILTERS & CARTRIDGES

Fuel Oil Filter

Wool Felt

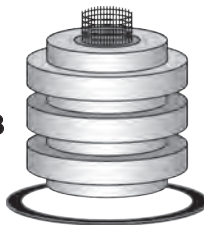
Wool Felt

Spun Fiber



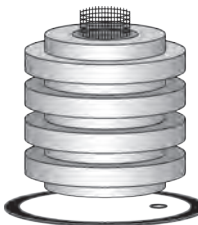
1A-25B

2A-700B



1A-30

88CR



101

2A-710




RF-1

RF-2

ELECTRIC HEATING

HEATER KIT REPLACEMENTS FOR GOODMAN

- Proprietary wire coil support system
- High temp. wire alloy open coil heater
- Limit controls included
- Controls are compatible with OEM control system
- Easy installation
- Individually boxed




<u>Part No.</u>	<u>Reference</u>	<u>Voltage</u>	<u>KW</u>	<u>Amps</u>	<u>Elements</u>
NHKKR-05	HKR-05	240-1 Ph	4.75	19.79	1
NHKKR-10	HKR-10	240-1 Ph	9.50	39.58	2
NHKKR3-15	HKR3-15	240-3 Ph	14.25	34.28	3
NHKKR3-20	HKR3-20	240-3 Ph	19.50	46.91	3

Heater Kits for Goodman and Amana Air Handler

Air Handler Model No.: ARUF, ARPT, ASPT, ASUF


<u>Part No.</u>	<u>OEM Ref.</u>	<u>KW</u>	<u>Amps/Volt</u>	<u>Additional</u>
81-0624-01	HKSX05CX	5	19.8@240-1P	Breaker
81-0629-01	HKSX10CX	10	39.6@240-1P	Breaker
81-0630-03	HKSX15XB	15	59.4@240-1P	Breaker
81-0631-07	HKSX20DB	20	79.2@240-1P	Breaker



Heater Kits for Carrier, Bryant, Comfortmaker, Heil, Day & Night, Payne, ArcoAire, KeepRite Air Handler

Air Handler Model No.: FK, FV, FE4A, FA, FB, FC, FH, FX, PF

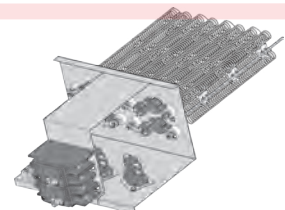
<u>Part No.</u>	<u>OEM Ref.</u>	<u>KW</u>	<u>Amps/Volt</u>	<u>Additional</u>
81-0459-01	KFCEH2401C05	5	20.0@240-1P	Breaker
81-0461-01	KFCEH2601C10	10	40.0@240-1P	Breaker
81-0462-01	KFCEH3101C15	15	59.9@240-1P	Breaker
81-0463-01	KFCEH3301C20	20	40.0@240-1P	Breaker



Heater Kits for YORK

Air Handler Model No.:AHR/AHE/AHV

<u>Part No.</u>	<u>OEM Ref.</u>	<u>KW</u>	<u>Amps/Volt</u>	<u>Additional</u>
81-0672-01	6HK16500506	5	20.0@240-1P	Breaker
81-0676-01	6HK16501006	10	40.0@240-1P	Breaker
81-0678-01	6HK16501506	15	60.0@240-1P	Breaker
81-0685-01	6HK16502025	20	46.2@240-3P	Breaker

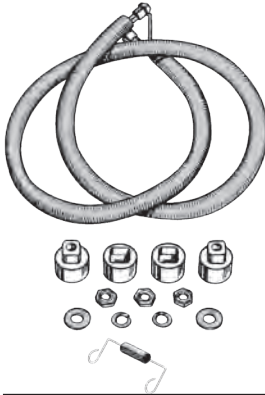


HVAC

ELECTRIC HEATING

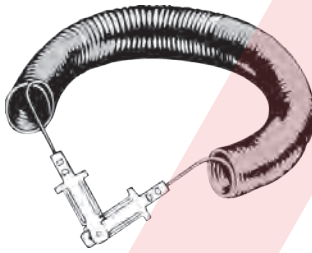
GENERAL PURPOSE RESTRING COIL KITS

Restring kits are complete with terminal insulators, screws, washers & nuts. Coil wire is in a tight coil with 11/32" max. o.d. Packed in polybag with instructions. Select desired wattage-Order by Part Number.



<u>Part No.</u>	<u>Watts at</u>		<u>Part No.</u>	<u>Watts at</u>	
	<u>240V</u>	<u>208V</u>		<u>240V</u>	<u>208V</u>
DH500	5000	3750	DH507	3000	2250
DH501	3500	2625	DH512	4750	3563
DH502	2000	1500	DH516	4666	3500
DH503	2500	1875	DH520	6600	4950
DH505	4500	3375	DH534	6000	4500
DH506	4000	3000	DH556	3300	2475

5/8" O.D. GENERAL PURPOSE COIL KITS



<u>Part No.</u>	<u>Connector</u>	<u>Watts</u>	<u>Volts</u>
DH500FC	1/4" Spade	5,000	240
DH500FCB	Bolt	5,000	240
DH506FC	1/4" Spade	4,000	240
DH506FCB	Bolt	4,000	240
DH501FC	1/4" Spade	3,500	240
DH501FCB	Bolt	3,500	240
DH501-4FC	1/4" Spade	3,500	277

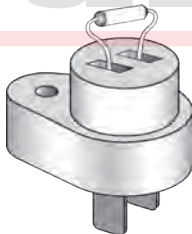
Large open coil heaters for wall furnaces, duct heaters, electric furnaces, bathroom heaters & combination units. Coil is terminated with 1/4" spade terminal, butt screws, bushings, nuts & instructions for converting to other connections included.

FUSE LINKS & CERAMIC MOUNTED LIMITS

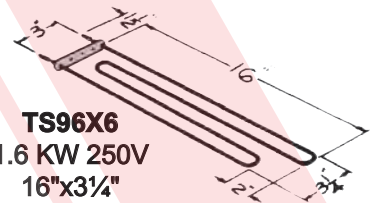
<u>Part No.</u>	<u>Open °F</u>	<u>Open °C</u>
FUSE LINKS		
M257	257°F	125°C
M300	300°F	149°C
M333	333°F	167°C
M358	358°F	181°C
M438	438°F	225°C
M468	468°F	242°C

CERAMIC CUTOUTS TEARDROP

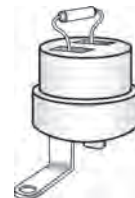
TC5194	194°F	90°C
TC5218	218°F	103.3°C
TC5227	227°F	108.3°C
TC5257	257°F	125°C
TC5300	300°F	149°C
TC5333	333°F	167°C



GENERAL ELECTRIC

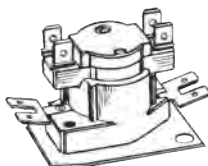


<u>Part No.</u>	<u>Open °F</u>	<u>Open °C</u>
ROUND		
TC6194	194°F	90°C
TC6204	204°F	95.5°C
TC6218	218°F	103.3°C
TC6227	227°F	108.3°C
TC6257	257°F	125°C
TC6300	300°F	149°C
TC6333	333°F	167°C

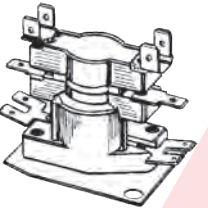


ELECTRIC HEAT SEQUENCERS

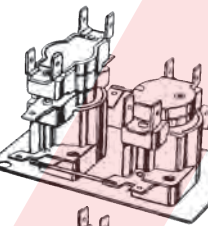
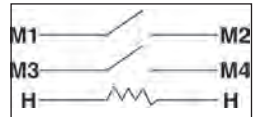
Direct replacement for most fan and heat sequencing functions
 • 24 Volt input control • Solid State. Quick Connect Terminals



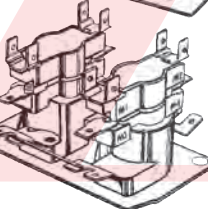
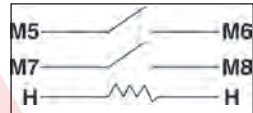
PCQ101 Q101 OFF 40-110 Sec.
 (GS101) 33241 ON 1-20 Sec.
 24A34-1
 TDR10



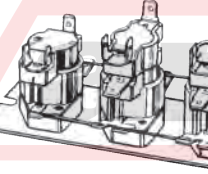
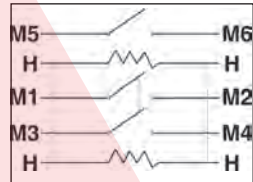
PCQ103 Q103 OFF 40-110 Sec.
 (GS103) 33244 ON 1-20 Sec.
 24A34-3
 TDR20



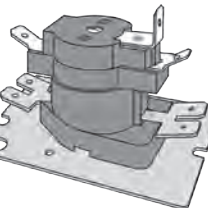
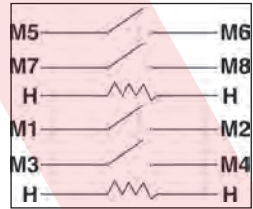
PCQ104 Q104 OFF 1-30 Sec.
 (GS104) 33245 ON 30-90 Sec.
 24A34-4
 TDR25



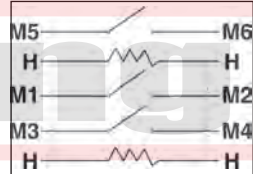
PCQ105 Q105 OFF 1-110 Sec.
 (GS105) 33232 ON 1-110 Sec.
 24A34-5
 TDR30



PCQ106 Q106 OFF 1-30 Sec.
 (GS106) 33233 ON 30-90 Sec.
 24A34-6



PCQ107 Q107 OFF 40-110 Sec.
 (GS107) 15SH41 ON 1-20 Sec.

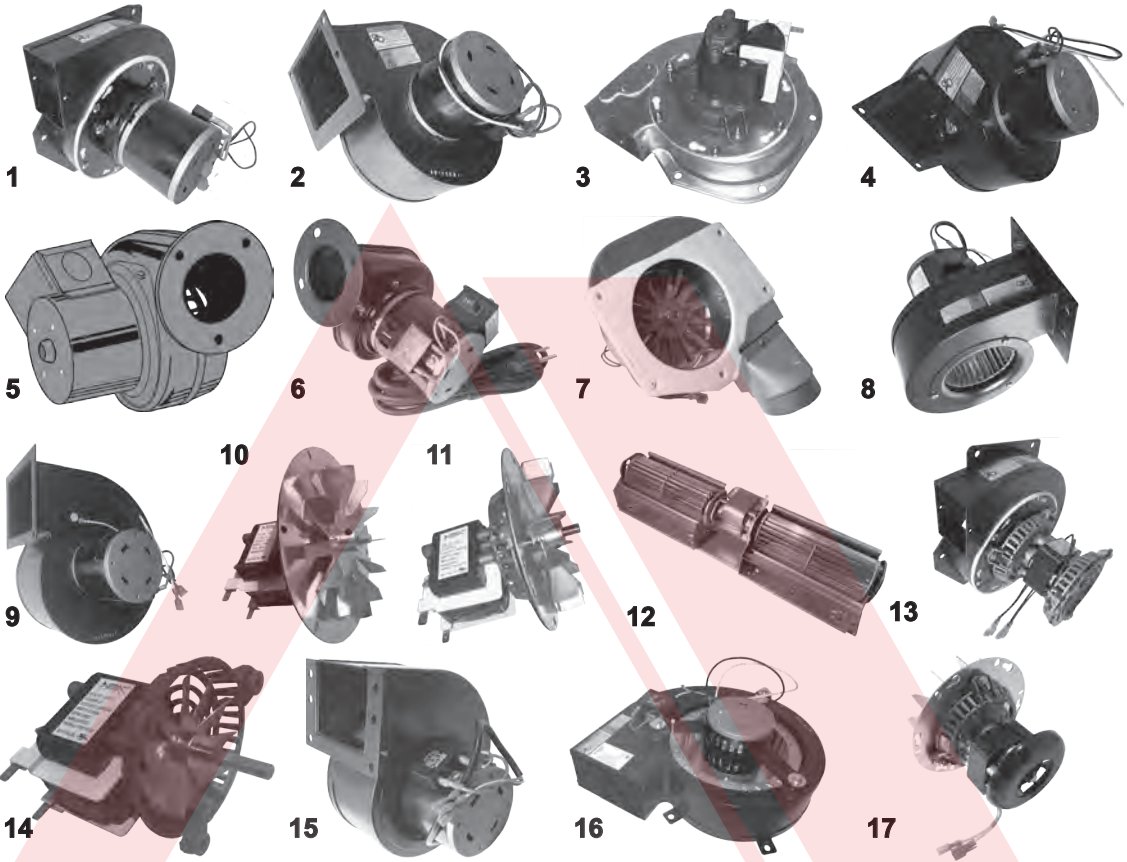


PCQ108 Q108 OFF 65-115 Sec.
 (GS108) GOODMAN ON 1-25 Sec.
 B1370738



HVAC

PELLET STOVE MOTORS



Pic.	Part No.	References	Mfg.	Stats
1	PS250-00527	20058 250-00527	AVALON	0.28A 3000RPM 115V
2	PS250-00588	20134 250-00528	AVALON	0.40A 1500RPM 115V
3	PSAE027	20051K AE027	BRECKWELL	0.98A 3000RPM 115V
4	PSAE033	20071K AE033	BRECKWELL	0.55A 3000RPM 115V
5	PCI-1TDN7	12371 1TDN7	DAYTON	0.49A 3000RPM 115V
6	PSAC16	20070 AC-16	ENGLANDER	0.42A 3000RPM 115V
7	PS076002B	20061 PU076002B	ENGLANDER	0.28A 3000RPM 115V
8	PS4C442	20059 PU4C442	ENGLANDER	0.47A 3000RPM 115V
9	PS4C447	20060 PU4C447	ENGLANDER	0.79A 1550RPM 115V
10	PS50-1901	20138 50-1901	ENVIRO	0.93A 3000RPM 115V
11	PSEF161A	20049 EF-161-A	ENVIRO	0.98A 3000RPM 115V
12	PS29145	20064 1-00-29145	HARMAN	1.8A 115V 19"
13	PS21-00945	20062 3-21-00945	HARMAN	1.60A 3000RPM 115V
14	PS21-08639	20050 3-21-08639	HARMAN	0.98A 3000RPM 115V
15	PS21-33647	20146 3-21-33647	HARMAN	0.45A 1500RPM 115V
16	PS21-47120	20063 3-21-47120	HARMAN	1.05A 1500RPM 115V
17	PS12003	20142 12003	KOZI/FAN	0.75A 2700RPM 115V

PELLET STOVE PARTS


Pic.	Part No.	References	Mfg.	Stats
18	PS5884	20067 H5884	LENNOX	0.57A 1650RPM 115V
19	PS6018	20068 20135 H6018	LENNOX	029A 3000RPM 115V
20	PS812-0051	20065 812-0051	QUADRAFIRE	0.37A 3000RPM 115V
21	PS812-3381	20140 812-3381	QUADRAFIRE	0.91A 3150RPM 115V
22	PS812-4400	20141 812-4400	QUADRAFIRE	0.50A 2900RPM 115V
23	PS812-4900	20143 812-4900	QUADRAFIRE	1.15A 2300RPM 12 $\frac{5}{8}$ "
24	PS20001R	20139 80P20001R	ST CROIX	0.31A 3000RFM 115C
25	PS20003R	20144 80P20003R	ST CROIX	1.93A 2300RFM 13 $\frac{3}{4}$ "
26	PS80472A	20147 80472A	UNITED STATES	1.42A 3000RPM 115V
27	PS80473	20094 80473	UNITED STATES	0.69A 2894RPM 115V
28	PS80600P	20057 80600P	UNITED STATES	2.3/3.0A 800CFM 115V
29	PS80602	20069 80602	UNITED STATES	1.66A 3000RPM 115V
30	PS12056010	20137 12056010	WHITFIELD	0.50A 3000RPM 115V
31	PS12146109	20133 12146109	WHITFIELD	0.50A 3000RPM 115V
32	PS12150011	20136 12146109	WHITFIELD	0.34A 3000RPM 115V
33	PS12156009	20135 12156009	WHITFIELD	0.29A 3000RPM 115V




18



19



20




21




22



23




24



25




26



27



28



29



30



31



32



33

HVAC

PELLET STOVE PARTS

GASKETS & SEALANTS

PSDGKEP



**ENGLANDER
AC-DGKEP (20080K)
80" Gasket Kit White
Includes PSSEALANT**

PSSEALANT



**ENGLANDER
SEALANT
(20080-1)
Silicon
Sealant RTV
3 oz Tube,
Black**

PSDGKC



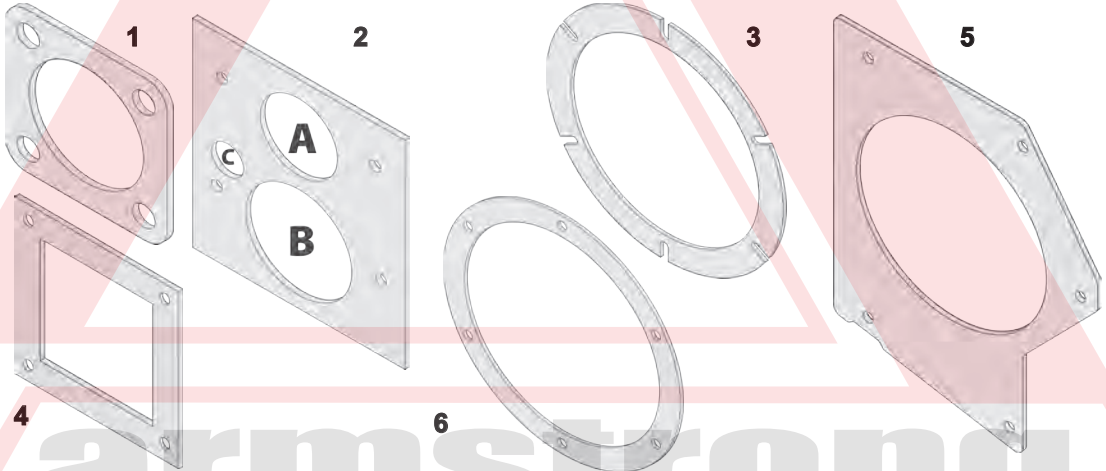
**ENGLANDER
AC-DGKEP (20111K)
87" Gasket Kit Black
Includes PSSEALANT**

PSHLG

**ENGLANDER
PU-HLG (20079K)
13' Gasket Black with
Adhesive Backing**



**PSGGK
ENGLANDER
AC-GGK (20081K)
84" Gasket Black with
Adhesive Backing**




Pic.	Part No.	References	Mfg.	Dimensions
1	PSABG	PU-ABG, 20074	ENGLANDER	3½" Sq. 2½" Hole
2	PSBPG	PU-BPG, 20073	ENGLANDER	5½ x 6" A = 2" B = 2⅞" C = 3/4"
3	PSCBMG	PU-CBMG, 20073	ENGLANDER	6" OD 4¾" ID
4	PSEF006	EF-006, 20072	ENVIRO	4¼" x 4" Outside 3" x 2¾" Hole
4	PS290-0113	W290-1113, 20076	NAPOLEON	4¼" x 4" Outside 3" x 2¾" Hole
5	PS290-0111	W290-0111, 20072-1	NAPOLEON	H= 8¾" W= 6⅞" 5" Dia. Hole
6	PS290-0120	W290-0120, 20075	NAPOLEON	6" OD 4⅞" ID
6	PS61050041	61050041, 20123	WHITFIELD	7" OD 5¾" ID

PELLET STOVE PARTS

THERMOSTATS

PSEF015



ENVIRO
EF-015 (20106)

PSEF016



ENVIRO
EF-016 (20107)

PS5891



LENNOX
H5891 (20160)

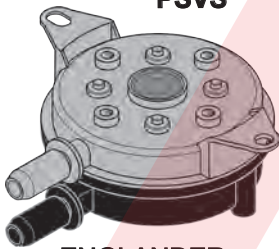
PS5875



LENNOX
H5875 (20161)

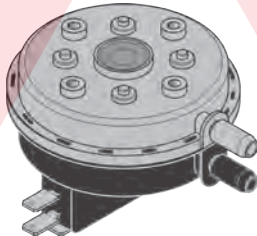
VACUUM SWITCHES

PSVS



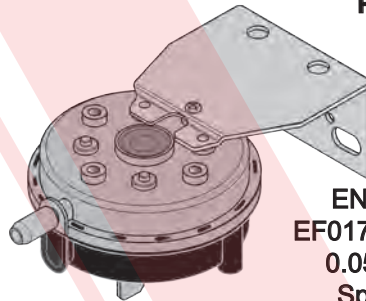
ENGLANDER
PU-VS (20091)
0.17" WC
External Switch

PSCUVS



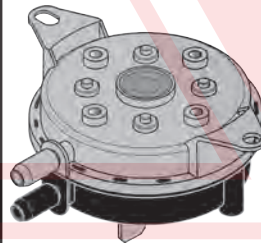
ENGLANDER
CU-VS (20092)
0.05" WC
External Switch

PSEF017



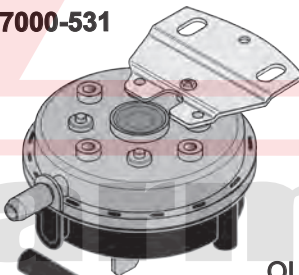
ENVIRO
EF017 (20165)
0.05" WC
Spades

PS30658R



ST CROIX
80P30658-R (20150)
0.05" WC
Spades

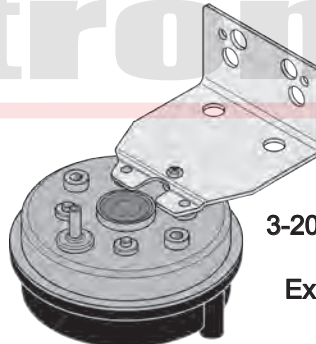
PS7000-531



QUADRAFIRE
SRV7000-531 (20097K)
0.05" WC
Spades
1/4" Tubes
12" long &
36" long



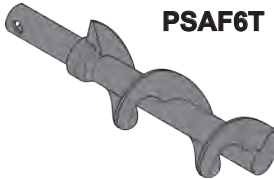
PS20-6866



HARMAN
3-20-6866 (20168)
0.10" WC
External Switch

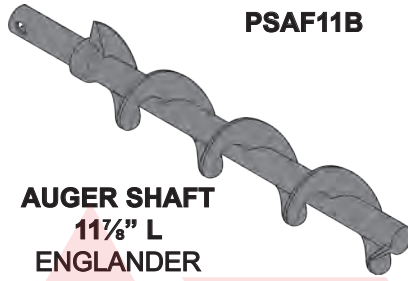
HVAC

PELLET STOVE PARTS




PSAF6T

AUGER SHAFT
7 1/4" L
ENGLANDER
(20084, PU-AF6T)



PSAF11B

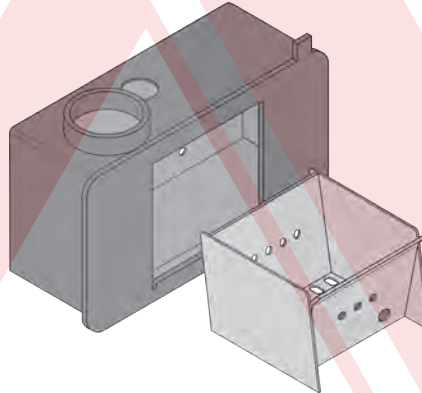
AUGER SHAFT
11 7/8" L
ENGLANDER
(20083, PU-AF11B)



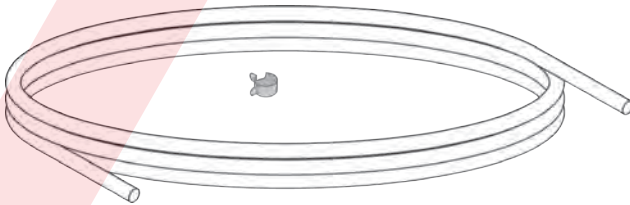
PSUCF204-12

BEARING 3/4" ID
ENGLANDER
(20089,
PU-UCF204-12)

PSBURNPOT
BURN POT
BRECKWELL
(20148,
A-S-BURNPOT)
Insert Included



PSINSERT
BRECKWELL (20148-1)



VAC HOSE
(FOR VACUUM SWITCH)
PSVH

ENGLANDER PU-VH
20093K

62" Long, OD = 1/2" ID = 1/4"
Clamp Included

FLAME GUIDE for HARMAN



PS03000
3-00-03000 20194



PS06644
3-00-06644 20193

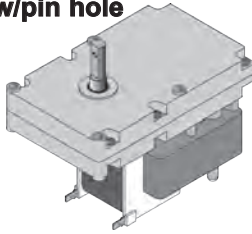


PS08534
3-00-08534 20192

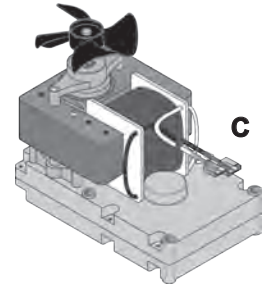
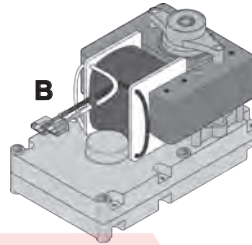
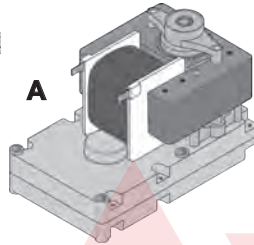
PELLET STOVE PARTS

AUGER MOTORS

*w/pin hole



Bottom View



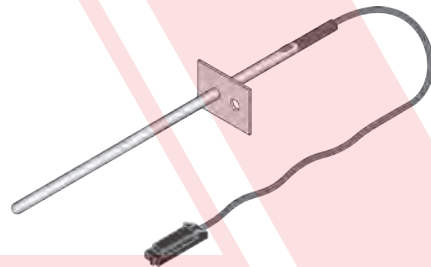
Part No	Ref.	OEM	RPM	AMPS	Pic.	Stack	Shaft	Rot
PS5886	20098	LENNOX H5886	1.2	0.72	A	1"	1" x 3/8"	C
PS44106	20099	DROLET 44106	1.7	0.72	A	1"	1" x 3/8"	C
PS44126	20100	DROLET 44126	2.5	0.72	A	1"	1" x 3/8"	C
PS44038	20101	DROLET 44038	1	0.72	A	1"	1" x 3/8"	C
PS12046300	20127	WHITFIELD 12046300	1	0.72	A	1"	1 1/8" x 3/8" *	C
PS20278-R	20128	ST CROIX 80P20278-R	2	0.72	A	1"	1 1/8" x 3/8" *	C
PS32060906	20129	HARMAN 32060906	4	0.74	B	1 1/8"	1 1/8" x 3/8" *	C
PS20-09302	20130	HARMAN 3-20-09302	6	1.10	C	1 1/4"	1" x 3/8"	C
PS47040	20131	ENGLANDER PU-047040	1	0.72	A	1"	1 1/8" x 3/8" *	CC
PS812-1220	20132	QUADRAFIRE 812-1220	2	1.03	A	1"	1 1/8" x 3/8"	CC
PSNPAM	20149	NAPOLEON NPAM	1	0.72	A	1"	1 1/8" x 3/8" *	C

*w/pin hole / Rotation Shaft End: C = Clockwise, CC = Counter Clockwise


HARMAN ESP PROBE

PS20-00844 Red Wires


PS20-11744 Black Wires



QUADRAFIRE THERMOCOUPLE



PS7034-247
20155



PS812-0210
20153



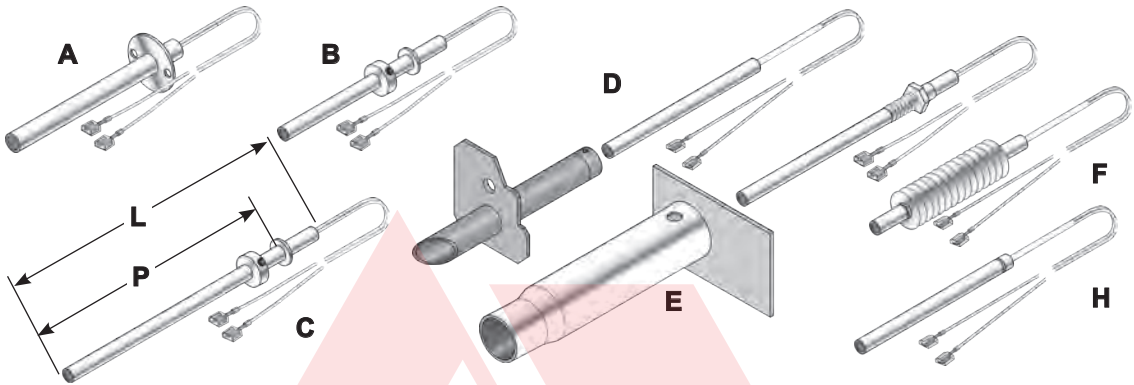
PS812-4470
20154



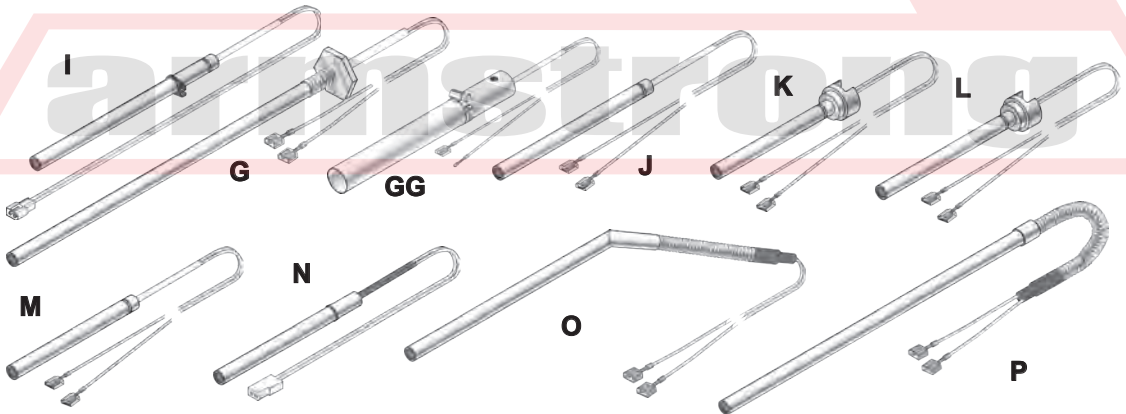
PS812-1322
COVER
20169

HVAC

PELLET STOVE HOT ROD IGNITERS



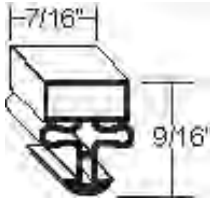
<u>Pic.</u>	<u>Part No.</u>	<u>References</u>	<u>Mfg.</u>	<u>Wattage-Dimensions</u>
1/2" DIAMETER 120V				
A	PS50-619	20086K 50-619	ENVIRO	400W 3 7/8" P x 4 1/2" L
3/8" DIAMETER 120V				
B	PSCHA	20095K PU-CHA	ENGLANDER	300W 3 15/16" P x 4 15/16" L
C	PSCH6	20096K PU-CH6	ENGLANDER	525W 6 3/4" P x 7 3/4" L
D	PS250-02613	20102K 250-02613	AVALON	4" L w/Shroud 4 5/8"
E	PS10-1949	20104K W10-1949	NAPOLEON	275W 3" P 4 1/2" L
F	PS20-677200	20110K 20-677200	HARMAN	3 1/4" P 4 1/2" L
GG	PS6005	20162 6005	LENNOX	w/Hose Clamp
G	PS8127	20115 8127	LENNOX	400W 5 1/4" P 5 3/4" L
H	PSIGNITER	20116K C-E-IGN	BRECKWELL	300W 4" L
I	PS5030-1061	20117 KS5030-1061	GLOW BOY	300W 4" P 5 3/4" L
J	PS80619	20118K 80619	UNITED STATES	250W 4 3/4" L
K	PS52677R	20119K 80P50677R	ST CROIX	250W 3 5/8" L
L	PS52727R	20120K 80P50727R	ST CROIX	250W 4 1/8" x 4 3/4" L
M	PS99300148	20121K 99300148	TRAVIS	200W 4" L
N	PSBAC006	20163 BAC006	TRAEGER	220W 3 1/4" x 4" L
O	PS35-0020	20188 00-0035-0020	THELIN	250W 5 3/8"
P	PS35-0137	20189 00-0035-0137	THELIN	250W 7"



REFRIGERATION GASKETS

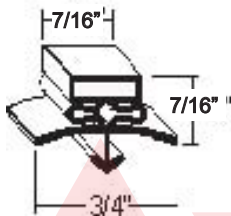
PROFILE#010

Leer, Hussman, Anthony, Tyler



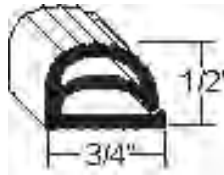
PROFILE#016

Beverage Air, True



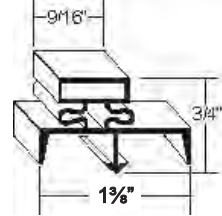
PROFILE#048

Generic Compression Gasket



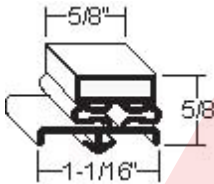
PROFILE#085

Victory



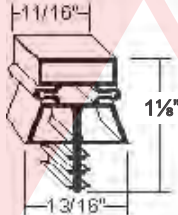
PROFILE#165

Beverage Air, Hobart, Norlake, McCall, Kolpak,



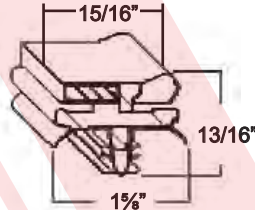
PROFILE#180

Volrath Walk-in's



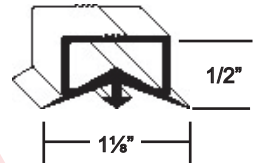
PROFILE#258

True



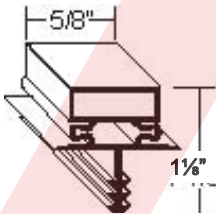
PROFILE#289

Glenco, Silver King Hobart "M" Series



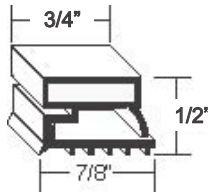
PROFILE#301

Bally Walk-in's



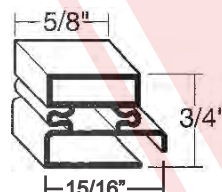
PROFILE#424

Evans, Ever Frost, Federal, La Rosa, Pinnacle, Traulsen



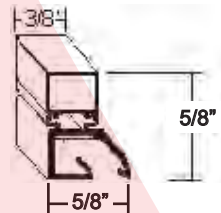
PROFILE#494

Traulsen, Leer, Starrett, Norlake, Stanley-Knight



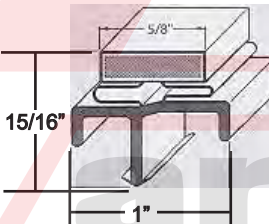
PROFILE#590

Hobart



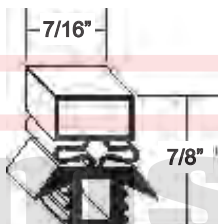
PROFILE#601

American Panel



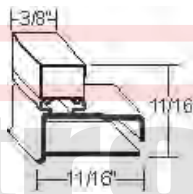
PROFILE#691

Traulsen



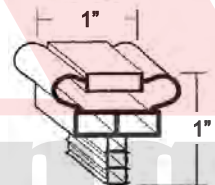
PROFILE#702

Delfield, Hobart, Howard, Jordan, Randell, Rhodes, Tyler



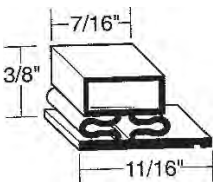
PROFILE#714

Randell



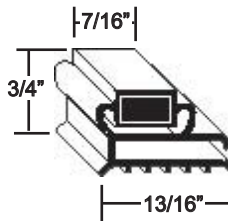
PROFILE#716

Ardco, Barr, La Crosse, Puffer Hubbard



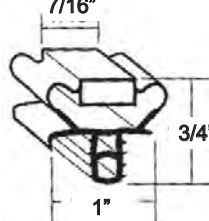
PROFILE#802

Delfield



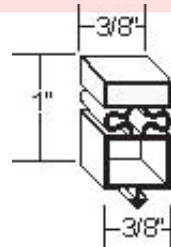
PROFILE#891

Delfield



PROFILE#959

True



COMMERCIAL DOOR GASKETS

Now order custom made commercial door gaskets from your W.D. Armstrong distributor. Copy and fax this page to order.

P-5484 P-3216 BLUE	P-3199 GREY	P-5485 P-3518 GREY	P-3442 BLACK	P-5486 P-2393 GREY	P-4868 GREY
P-2319-8 GREY	P-2689 GREY	P-2152-8 GREY	P-2099-8 GREY / BLUE WHITE / ALMOND	P-2778-8 BLACK / GREY	P-11026 GREY
P-2553 BLACK	P-2421-8 GREY	P-6662 WHITE / GREY BLACK / BLUE	P-2208-8 GREY	P-10698 GREY	P-3201 GREY
P-1943-8 GREY	P-2209-8 GREY / BLACK	P-1794 BLACK	P-2771 BLACK	P-5483 P-2634 BLACK	P-3285 GREY

IMPORTANT - Double check measurements. Gaskets made by measurement are non-returnable. Gaskets ordered by Part# are subject to a 25% re-stocking charge.

- 1) Select a style from above diagrams.
- 2) Measure from outside edge of the gasket not the frame of the door, when measuring arrowed material the most accurate fit will be obtained with arrow to arrow measurements.
- 3) Magnet 3 sides or 4. Some have no magnet on hinge side. Mark an X where magnet is required.
- 4) Please specify if gasket is 3 sided (example walk in cooler).
- 5) Profiles with more than 1 color, please specify desired color.

NOTES

P-13548 BLACK	

STYLE	
QUANTITY	
MAGNET ON	
3 SIDES	<input type="checkbox"/>
4 SIDES	<input type="checkbox"/>

INCHES

INCHES

* Outside Dimension
** Arrow to Arrow

OTHER	
GREY	
BLACK	
BLUE	
O.D.	
A/A	

Ordered By _____

ARGUS OUTDOOR CONDENSING UNITS

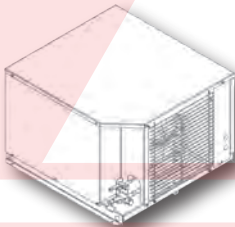
- Ideal for walk-in coolers and freezers
- Designed specifically for R404A, R-452A, R-448A and R-449A
- Exceeds DOE's AWEF requirement by up to 15%
- Microchannel coil design > 50% lighter & uses 30-40% less refrigerant than other coil tech.

Tecumseh

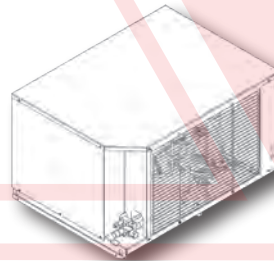
Standard Features

- Accumulator
- Liquid Filter & Sight Glass
- Crankcase Heater
- Liquid Receiver Tank
- Suction Service Valve
- Defrost Timer
- Suction Filter
- Liquid Service Valve
- Pressure Controls

Part No.	Size	Type	HP	Voltage	RLA	Headmaster	Heater
Reciprocating Compressors							
ASHR2450ZNAFP1	SM	LBP	1¼	208-230/1	5.9	HMK-04	92129-1
ASHR2460ZFAFP1	SM	LBP	1½	208-230/3	5.8	HMK-04	90706
ASHR2480ZFAFP1	Med	LBP	2	208-230/3	8.7	HMK-07	90762
ASHR2480ZNAFP1	Med	LBP	2	208-230/1	12.6	HMK-07	90762
ASHR2510ZNAFP1	Med	LBP	2½	208-230/1	14.7	HMK-06	90706
ASHR9440ZNAFP1	SM	HBP	1/2	115	2.98	HMK-04	92129-2
ASHR9460ZNAFP1	SM	HBP/CBP	3/4	208-230/1	5.8	HMK-04	92129-1
ASHR9480ZNAFP1	SM	HBP/CBP	1	208-230/1	7.1	HMK-04	92129-1
ASHR9510ZNAFP1	Med	CBP	1¼	208-230/1	10.3	HMK-07	90762
ASHR9512ZNAFP1	Med	CBP	1½	208-230/1	12.4	HMK-07	90762
Scroll Compressors							
ASHS2480ZNAFP1	Med	LBP	2	208-230/1	12.8	HMK-07	92124-3
ASHS2510ZFAFP1	Med	LBP	2½	208-230/3	9.4	HMK-06	92124-3
ASHS2510ZNAFP1	Med	LBP	2½	208-230/1	15.4	HMK-06	92124-3
ASHS2512ZFAFP1	Med	LBP	3	208-230/3	10	HMK-06	92124-3



SMALL
W = 28.4"
D = 28.4"
H = 18.5"



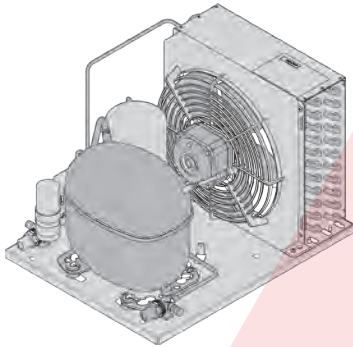
MEDIUM
W = 39.9"
D = 28.5"
H = 21.5"

Replacement Part Kits for Argus Condensing Units

Part No.	Description	Part No.	Description
90762	Crankcase Heater	HMK-01	Headmaster Kit
92124-3	Crankcase Heater	HMK-02	Headmaster Kit
92124-4	Crankcase Heater	HMK-03	Headmaster Kit
92129-1	Crankcase Heater	HMK-04	Headmaster Kit
92129-2	Crankcase Heater	HMK-05	Headmaster Kit
HPK-01	High Pressure Switch Kit	HMK-06	Headmaster Kit
HPK-02	High Pressure Switch Kit	HMK-07	Headmaster Kit
LPK-01	Low Pressure Switch Kit		
LPK-03	Low Pressure Switch Kit		
LPK-04	Low Pressure Switch Kit		

CONDENSING UNITS

SECOP



GENERAL FEATURES

- Zinc plated base plate
- Reciprocating, hermetic type, compressor
- Air cooled condenser with single fan motor
- Metal fan guard • Shaded pole fan motor
- 01 Capillary expansion - No Receiver
- 02 Vertical liquid receiver & expansion valve on liquid line
- 3 Sealed shut-off valves (2 main, 1 for charging)
- UL compliant • Carton box packaging

R 134a Models

HP	Secop Condensing Unit Model	Secop Compressor Model	Voltage	Capacity HBP @ 45F (BTU/H)	Tecumseh Model M/HBP
1/6	CUHN005Y1003-01	TFS4.5FT	115/60	1,790	AEA3417YXAXA
1/5	CUHN006Y1003-01	NF6.1FX.2	115/60	2,775	AEA3425YXAXA
1/4+	CUHN008Y1013-02	NF8.4FX.2	115/60	3,750	AEA4430YXAXB
1/3	CUHN011Y1013-02	NF11FX	115/60	4,150	AKA4440YXAXB
1/3+	CUHN011Y1113-02	NF11FX.2	115/60	4,850	AKA4448YXAXB
1/2	CUHN018Y1013-02	SC18G	115/60	6,300	AKA4460YXAXB

HP (LBP)	Secop Condensing Unit Model	Secop Compressor Model	Voltage	Capacity LBP @ -10F (BTU/H)	Tecumseh Model LBP
1/3+	CUHN011Y1113-02	NF11FX.2	115/60	1,250	AEA2413YXAXB

R 404A Models

HP	Secop Condensing Unit Model	Secop Compressor Model	Voltage	Capacity HBP @ 45F (BTU/H)	Tecumseh Model M/HBP
1/3+	CUHN007Z1013-02	NF7CLX	115/60	4,760	AKA9430ZAADG
1	CUHN018Z1015-02	SC18MLX	220/60	11,150	AJA7480ZXDxB

HP (LBP)	Secop Condensing Unit Model	Secop Compressor Model	Voltage	Capacity LBP @ -10F (BTU/H)	Tecumseh Model LBP
1/3+	CUHN007Z1013-02	NF7CLX	115/60	1,550	AEA2413ZXAXB

CONDENSING UNITS


Tecumseh

Condensing Units w/Receiver

Reliable performance and Ready to install - Tecumseh continues to pioneer the design and development of condensing units for various applications. We offer a complete range of air and water-cooled, indoor and outdoor condensing units for commercial refrigeration applications.

All condensers listed include receiver.

<u>Part No.</u>	<u>*BoM No.</u>	<u>Voltage @ 60 Hz</u>	<u>Refrigerant</u>	<u>HP</u>	<u>BTU/Hr</u>
LBP Low Back Pressure @ -10°F					
AE2410Y-AA1ASC	32F414-59S	115V	R134a	1/4	920
AE2413Y-AA1BSC	32F324-59S	115V	R134a	1/3	1300
MBP/HBP - Medium/High Back Pressure @ 20°F					
AJA7455YAADC	2G742-99	115V	R134a	3/4	5540
AJA7455YNADC	2G743-99	208-230V	R134a	3/4	5540
HBP - High Back Pressure @ 45°F					
AE4430Y-AA1ASB	32F470-49S	115V	R134a	1/4	3000
AE4440Y-AA1ASB	32F360-49S	115V	R134a	1/3	4000
AE4450Y-AA1ADC	2G224-59	115V	R134a	1/2	3021
AJA4512YXDXC	2A1193-1	208-230V	R134a	1	12000
LBP Low Back Pressure @ -10°F					
AE2410Z-AA1ASC	32F416-59S	115V	R404A	1/4	980
AE2415Z-AA1ASC	32F328-59S	115V	R404A	1/3	1380
AKA2430ZAADC	2G739-59	115V	R404A	3/4	3000
AJB2439ZAADG	2G701-19	115V	R404A	1	3926
AJB2439ZAADG	2C2116-9	208-230V	R404A	2	10000
AVA2512ZXNXW	2B3143-9	208-230V	R404A	3	12000
MBP/HBP - Medium/High Back Pressure @ 20°F					
AE4425Z-AA1ASC	32F562-59S	115V	R404A	1/5	2500
AE4440Z-AA1ASC	32F364-59S	115V	R404A	1/3	4400
AJA7480ZNADG	2G1010-19	208-230V	R404A	12	7940



HVAC

EVAPORATIVE CONDENSER UNITS

Applications: Food prep tables, reach-in coolers, beverage dispensers where condensate drains in the condenser base.

Dimensions: 9½" W x 19" L x 10¼" H

115V • R404A

Part No.	BTU @ -20	Temp Range	Amp
AE2410Z-AA1AGB	730	-40 to +20°F	4.9
AE2415Z-AA1AGB	1191	-40 to +20°F	6.82

115V • R134A

Part No.	BTU @ +30	Temp Range	Amp
AEA4440Y-A1AGB	3080	+20 to +55°F	7.86

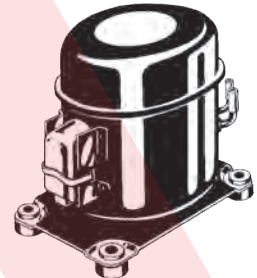


COMPRESSORS

Tecumseh Compressors

Series	Height	Base
AE	9"max	4"x6.5"
AG	16.5"max	7.5"x7.5"
AH	14.5"max	7.5"x7.5"
XA=115v; XD=208/203v1p; XF208/230v3p		
XG=460v3p; XT=200/203v1p; XV=265v1p		

Series	Height	Base
AJ	12"max	4.81"x8"
AK	10.5"max	T-Base
AV	15"max	7.5"x7.5"
AW	14.5"max	7.5"x7.5"



FULL LINE AVAILABLE

Call with Model # from Compressor Being Replaced

**AIR CONDITIONING COMPRESSORS - RATING POINT 45 DEG.
EVAP. 130 DEG. COND. Controls in Use**

Model No.	Bill of Material	Volt-Ph	Ref	HP	BTU/Hr Disch	Suct
AVA5535EXN	AV122ET-029-J7	230/208-60-1	R22	2¾	35200	1/2" 7/8"
AVA5535EXT	AV123RT-027-J7	230/200-60-3	R22	2¾	35200	1/2" 7/8"
AVA5538EXG	AV134TT-036-J7	460-60-3	R22	3	38400	1/2" 7/8"
AVA5538EXN	AV133ET-030-J7	230/208-60-1	R22	3	38400	1/2" 7/8"
AVA5538EXT	AV134RT-035-J7	230/200-60-3	R22	3	38400	1/2" 7/8"
AVA5542EXG	AV145TT-036-J7	460-60-3	R22	3½	42500	1/2" 7/8"
AVA5542EXN	AV144ET-034-J7	230/208-60-1	R22	3½	42500	1/2" 7/8"
AVA5542EXT	AV145RT-035-J7	230/200-60-3	R22	3½	42500	1/2" 7/8"
AVA5546EXG	AV169TT-036-J7	460-60-3	R22	3¾	46500	1/2" 7/8"
AVA5546EXN	AV168ET-041-J7	230/208-60-1	R22	3¾	46500	1/2" 7/8"
AVA5546EXT	AV169RT-035-J7	230/200-60-3	R22	3¾	46500	1/2" 7/8"

R-22 RECIPROCATING COMPRESSORS

AIR CONDITIONING COMPRESSORS - Rating Point 45°. Evap. 130° Cond.

Model No.	Bill of Material	Volt-Phase	HP	BTU/Hr	Disch	Suct
AKA5510EXA	AK100AT-004-J7	115-60-1	1	10000	1/4"	3/8"
AKA5510EXD	AK100ET-004-J7	230/208-60-1	1	10000	1/4"	3/8"
AKA5510EXV	AK100JB-004-J7	265-60-1	1	10000	1/4"	3/8"
AKA5512EXA	AK111AT-004-J7	115-60-1	1	12000	1/4"	3/8"
AKA5512EXD	AK111ET-004-J7	230/208-60-1	1	12000	1/4"	3/8"
AKA5512EXV	AK111JB-004-J7	265-60-1	1	12000	1/4"	3/8"
AJB5515EXD	AJ600FT-205-J7	230/208-60-1	1 1/4	15000	5/16"	1/2"
AJB5515EXV	AJ600JB-205-J7	265-60-1	1 1/4	15000	5/16"	1/2"
AJA5518EXV	AJ200JB-206-J7	265-60-1	1 1/2	18500	5/16"	1/2"
AWG5524EXN	AW705ET-093-J7	230/208-60-1	2	24200	3/8"	3/4"
AWG5530EXN	AW707ET-093-J7	230/208-60-1	2 1/2	30200	3/8"	3/4"
AWG5530EXT	AW707RT-120-J7	230/200-60-3	2 1/2	28900	3/8"	5/8"

AIR CONDITIONING COMPRESSORS - Rating Point 45°. Evap. 130° Cond. Controls in Use

AVA5535EXN	AV122ET-029-J7	230/208-60-1	2 3/4	35200	1/2"	7/8"
AVA5535EXT	AV123RT-027-J7	230/200-60-3	2 3/4	35200	1/2"	7/8"
AVA5538EXG	AV134TT-036-J7	460-60-3	3	38400	1/2"	7/8"
AVA5538EXN	AV133ET-030-J7	230/208-60-1	3	38400	1/2"	7/8"
AVA5538EXT	AV134RT-035-J7	230/200-60-3	3	38400	1/2"	7/8"
AVA5542EXN	AV144ET-034-J7	230/208-60-1	3 1/2	42500	1/2"	7/8"
AVA5542EXT	AV145RT-035-J7	230/200-60-3	3 1/2	42500	1/2"	7/8"
AVA5546EXG	AV169TT-036-J7	460-60-3	3 3/4	46500	1/2"	7/8"
AVA5546EXN	AV168ET-024-J7	230/208-60-1	3 3/4	46500	1/2"	7/8"
AVA5546EXT	AV169RT-035-J7	230/200-60-3	3 3/4	46500	1/2"	7/8"

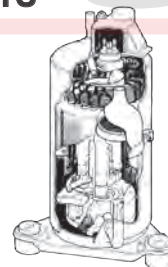
AIR CONDITIONING COMPRESSORS - Rating Point 45°. Evap. 130° Cond. Controls in Use

AGA5553EXN	AG122ET-003-J7	230/208-60-1	4 1/2	54000	1/2"	7/8"
AGA5553EXT	AG122RT-003-J7	230/200-60-3	4 1/2	54000	1/2"	7/8"
AVB5558EXN	AV191ET-047-J7	230/208-60-1	4 3/4	57600	1/2"	7/8"
AVB5558EXT	AV191-RT055-J7	230/200-60-3	4 3/4	57600	1/2"	7/8"
AGA5561EXN	AG133ET-001-J7	230/208-60-1	5	61000	1/2"	7/8"
AGA5561EXT	AG133RT-003-J7	230/200-60-3	5	61000	1/2"	7/8"
AGA5568EXN	AG144ET-002-J7	230/208-60-1	5 1/2	68000	1/2"	7/8"
AGA5568EXT	AG144RT-001-J7	230/200-60-3	5 1/2	68000	1/2"	7/8"
AGC5568EXG	AG144UT-001-J7	460-60-3	5 1/2	68000	1/2"	7/8"

TECUMSEH "RKA" ROTARY COMPRESSOR WINDOW A/C • PTAC • RV/AC REPLACEMENTS



Part No.	Voltage	BTU
RK5490E-AA3A	115	9200
RK5490E-NA3A	230	9100
RK5513E-AA3A	115	12650
RK5513E-NA3A	230	12650
RK5516E-NA3A	230	15800
RK5519E-NA3A	265	18700



LG SCROLL COMPRESSOR KITS

Excellent replacement for Copland compressors

Compressor Kit includes:


- Molded Plug
- Thermal Cut-out
- Instruction Sheet
- Mounting Hardware
- Same square mounting as other scroll manufacturers (7.50" x 7.50")

LG SCROLL R410A COMPRESSOR MODELS

Part No.	BTU	Capacitor	Voltage
APB016KAA	15,200	35μ/370V	208/230
APB020KAA	19,500	35μ/370V	208/230
APB024KAA	22,500	40μ/370V	208/230
APA032KAA	30,500	45μ/440V	208/230
AQA034KAA	34,100	45μ/440V	208/230
AQA036KAA	36,000	60μ/440V	208/230
AQA042KAA	41,500	70μ/440V	208/230
ABA051KAC	51,500	75μ/440V	208/230
ABA054KAA	54,000	80μ/440V	208/230
ABA054RAB	54,000	-	208/230 3 Phase
ABA054WAB	54,000	-	460V 3 Phase

LG SCROLL R-22 COMPRESSOR MODELS 208-230V

Part No.	BTU	Capacitor	Oil Type	Mineral Oz.
SQA022KAZ	21,500	35μ/440V	3GS	37.2
SQA026KAZ	26,100	35μ/440V	3GS	37.2
SQA032KAZ	32,300	45μ/440V	3GS	37.2
SQA038KAZ	37,000	50μ/440V	4GS	37.2
SQA042KAZ	41,200	50μ/440V	4GS	37.2
SR047KBZ	47,600	60μ/440V	4GS	55.8
SRA053KAZ	53,500	70μ/440V	4GS	55.8
SR057KCZ	58,000	70μ/440V	4GS	55.8
SR061RBZ	62,000	3 Phase	4GSI	68.8



LG Scroll Multi Refrigerant* Medium Temp Refrigeration

*R404A, R507, R448A, R449A

- Quiet Start-Up & Shut-Down Discharge check valve minimizes sound
- Internal Overload Protection Thermal switch protects the compressor motor from overheating

Part No.	HP	Capacity 20F°	Voltage - Phase
MPA010KAA	1¼	9,700	230/208v-1ph
MPA013KAA	1¾	12,500	230/208v-1ph
MPA015KAA	2	15,200	230/208v-1ph
MPA019KAA	2¼	16,900	230/208v-1ph
MBA021KAA	2¾	22,400	230/208v-1ph
MBA026KAA	3	25,000	230/208v-1ph
MBA029KAA	3½	27,700	230/208v-1ph
MBA033KAA	4	31,100	230/208v-1ph
MBA033RAA	4	31,100	230/208v-3ph
MRA038KAA	4½	37,000	230/208v-1ph
MRA038RAA	4½	37,200	230/208v-3ph
MRA045RAA	5¼	45,100	230/208v-3ph
MRA045SAA	5¼	45,200	460v-3ph



SCROLL COMPRESSORS FOR ARGUS

SCROLL COMPRESSORS

Utilize two offset spiral disks allowing for concurrent suction, compression and discharge cycles as the gas passes through the mechanism.

Models are available in R404A/R507 in Low and Commercial Temperature.



Part No.	HP	Phase	BTUH	RLA
LBP @-10F				
VS2480Z-NA9A	2HP	1	10800	11.3
VS2511Z-FA1A	3HP	3	14700	10
VS2511Z-NA9A	3HP	1	14600	14.8
VS2513Z-FA1A	3HP	3	18300	13
VS2513Z-NA9A	3HP	1	18000	18.4
VS2519Z-FA1A	5HP	3	25900	15.7
VS2519Z-NA9A	5HP	1	25900	25.5
VS2522Z-FA1A	5½HP	3	30800	18
CBP @20F				
VSC9515XNA	2HP	1	14622	12.2
VSC9519XNA	3HP	1	19501	16
VSC9521XMA	3HP	3	20843	11.2
VSC9521XNA	3HP	1	20690	16.7
VSC9526XMA	4HP	3	25808	14.1
VSC9526XNA	4HP	1	26033	21
VSC9530XMA	4HP	3	30324	16.7
VSC9530XNA	4HP	1	30328	24.4
VSC9538XMA	5HP	3	36497	16.7
VSC9538XNA	5HP	1	35870	28.9

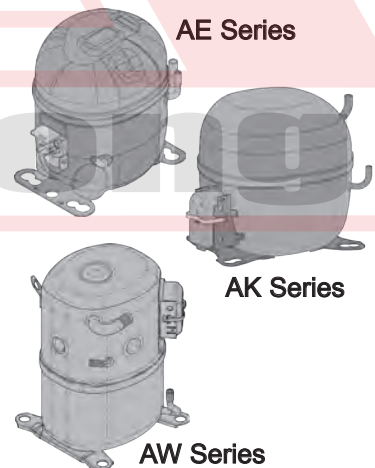
RECIPROCATING COMPRESSORS FOR ARGUS

Type: Reciprocating Compressors Refrigerant: R-404A/R-407A/R-448A/R-449A/R-452A

LBP - Low Back Pressure - CBP Commercial Back Pressure - HBP - High Back Pressure

Voltage/Frequency: 200-230V 60Hz 200-220V 50Hz

Part No.	Phase	BTUH	RLA
LBP @-10F (R404A ARI)			
AK2448Z-NA3C	1	3586	4.5
AWA2450ZXT	3	4800	4.2
AWA2480ZXT	3	7600	6.2
AWA2510ZNA	1	9100	10.2
CBP @20F (R404A ARI)			
AWA9480ZXN	1	7800	6.5
AWA9512ZXN	1	11600	8.9
HBP/CBP @45F (R404A ARI)			
AE4450Z-XN3C	1	5900	2.98
AK4510Z-NA3C	1	9280	4.7
AK4513Z-NA3C	1	12040	6.6



HVAC

Prices subject to change without notice

© 1971 - 2023 w.d. armstrong corp.

R290 COMPRESSORS

Natural Refrigerant - R290 (propane) Compressors

The new DLE and NLE compressors are tailored for commercial use and are capable to substitute products made for high GWP (Global Warming Potential) refrigerants like R404A and R134a. With these compressors, Secop perfectly meets the increasing market demand for natural refrigerants with a very low GWP and high efficiency.

- High Efficiency Refrigerant
- Lower Operating Pressures
- Smaller Refrigerant Charge
- -31°F to 45° Evap range

Part No.	Code	LBP -10F BTU/Hr.	MBP +20F BTU/Hr.	Height (A)
115-127V				
DLE4.0CN	102H3482	800	1436	6.9"
DLE4.8CN	102H3582	993	1747	6.9"
DLE5.7CN	102H3682	1202	2092	6.9"
DLE6.5CN	102H3792	1305	2300	6.9"
NLE8.0CN	105H6093	1586	2793	7.99"
NLE8.8CN	105H6099	1778	3145	7.99"
NLE11CNL	105H5981	2110	-	7.99"
NLE11MN	105H5980	-	4167	7.99"
SCE15CNLX	104H7578	2693	-	8.62"
SCE15MNX	104H7579	-	5296	8.62"
SCE18CNLX	104H7878	3231	-	8.62"
SCE18MNX	104H7879	-	6129	8.62"
SCE21CNXL	104H7178	3730	-	8.62"
208-230V				
SCE15CNLX-230	104H8577	2618	-	8.62"
SCE15MNX-230	104H8579	-	5307	8.62"
SCE18CNLX-230	104H8878	3203	-	8.62"
SCE18MNX-230	104H8879	-	6160	8.62"
SCE21CNLX-230	104H8173	3754	-	8.62"



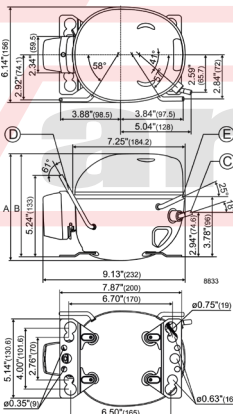
DLE



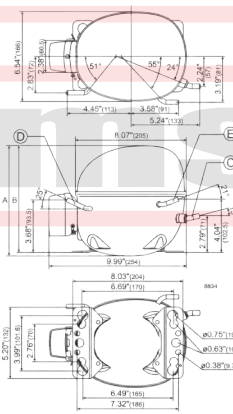
NLE



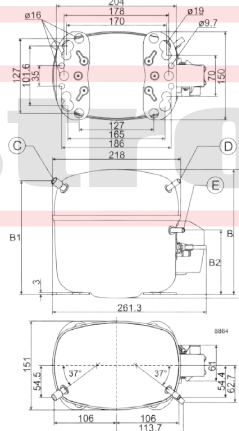
SCE



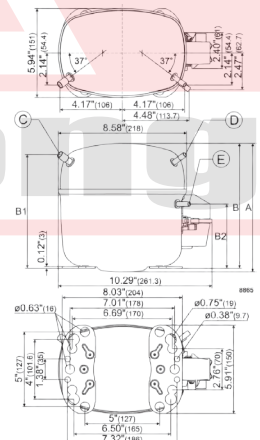
DLE: 115-127 V/60 Hz



NLE: 115-127 V/60 Hz

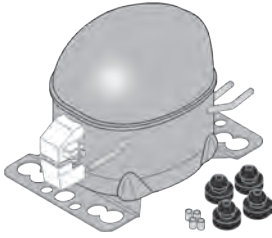


SCE: 208-230 V/60 Hz



SCE: 115-127 V/60 Hz

REFRIGERATOR COMPRESSORS

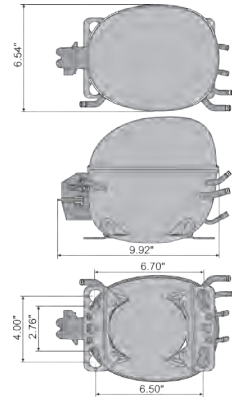


Parts
Connect®



Refrigerator Compressors

1/4 HP • R134a • 110/120V 60 Hz • LBP
4" X 6" Footprint, Includes Electricals,
Grommets & Sleeves. Relay (PTC) Start



Part No.	REF.	BTU	H	Style
PC660L	NF6FK	660	7.72"	RSCR Relay Start Capacitor Run
PC836L	NF7FK	836	8"	RSIR Relay Start Induction Run
PC990L	NF9FK	990	7.72	RSCR Relay Start Capacitor Run


Compressor	Cu. Ft./ BTU Side X Side	Cu. Ft./ BTU Top Freezer	Cu. Ft./ BTU Upright Freezer	Cu. Ft./ BTU Chest Freezer
PC660L		10-12 ft ³ (650)	14 ft ³ (685)	7-12 ft ³ (660)
PC836L	20-22 ft ³ (815)	14-26 ft ³ (815)	17-21 ft ³ (750)	12-20 ft ³ (815)
PC990L	24-28 ft ³ (1065)	-	-	21-25 ft ³ (1065)

CRANKCASE HEATERS

TUTCO Intimate Fingers of Warmth - Crankcase Heaters

- Corrosion resistant exterior
- Quick and easy installation
- High temperature silicone rubber element & VW-1 insulated lead wires rated at 150°C
- Custom leads and terminations available
- Voltages through 600 VAC
- Completely moisture proof
- Wattage for each model matches compressor requirements
- UL recognized
- Nominal power consumption due to highly efficient heat transmission and low wattage

Part No.	Volts	Watts	Compressor	Min/Max
CH135240	120	40	Copeland: JR	23 ¹ / ₆ -27 ¹ / ₂ "
CH13540	240	40	Tecumseh: AK	23 ¹ / ₆ -27 ¹ / ₂ "
CH196	240	40	Copeland: 6" Scroll	19 ¹ / ₆ -27 ¹ / ₈ "
CH10340	240	45	Bristol, Copeland	24 ¹ / ₆ -32"
CH10140	240	54	Bristol, Copeland,	27 ¹ / ₆ -39 ⁵ / ₈ "
CH101340	480	54	Carrier, Tecumseh, Trane	27 ¹ / ₆ -39 ⁵ / ₈ "
CH2023	480	100	Trane	30 ¹ / ₆ -38"

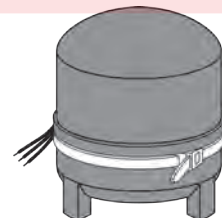


HVAC

SELF REGULATING CRANKCASE HEATERS

- Universal - Self Regulating
- Pre-stripped Leads
- Flexible Lockstrap
- 60 Watts at 0°F
- No Thermostat Required
- Compressors up to 5 HP & 40" Circumference
- UL Recognized

Part No.	Length	Leads	Volts	Repl.
CHU40120	40"	29"	120	CCH-1C, 4DLE4
CHU40208-277	40"	29"	208-277	CCH-2C, 4DLE5

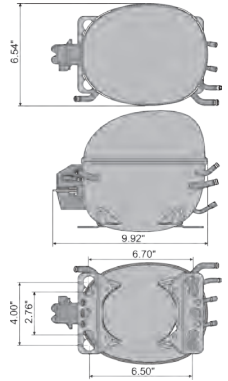


SECO P COMPRESSORS

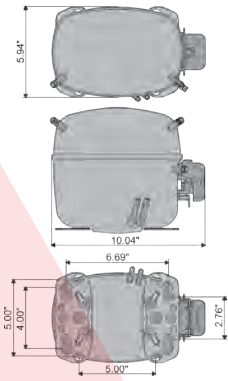
The Secop range of hermetic reciprocating compressors packs a mighty punch in a small package. Compact design, efficient motors and low energy consumption are the main features in hermetic compressors that build on over 50 years of reliability and quality.

This chart contains information on Secop hermetic refrigeration compressors for fixed voltages ranging from 115 V to 240 V.

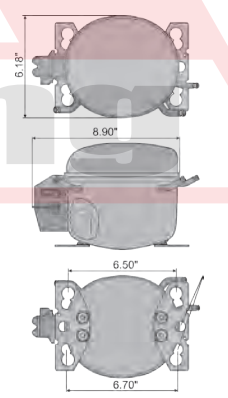
All of the compressor types are designed for refrigeration systems using the designated refrigerants listed below.



NF Series



SC Series



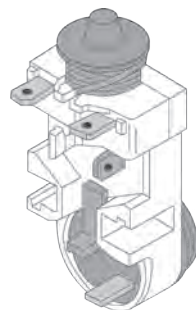
TF Series

<u>Part No.</u>	<u>Capacity*</u>	<u>HP</u>	<u>VoltS</u>	<u>H</u>	<u>Cross Reference</u>
R134a Models					
TFS4.5FT	477 LBP 1790 HBP	1/8	115	6.81"	EMI45HER AEA1338XYA EMI45HHR AEA3417YXA
NF6.1FX.2	722 LBP 2796 HBP	1/5	115	7.76"	FF8.5HBK AEA1360YXA FF7.5HBK AEA3425YXA
NF7.3FX.2	894 LBP 3341 HBP	1/4	115	7.76"	FF10HBK FF8.5HBK AEA4431YXA
NF8.4FX.2	1032 LBP 3767 HBP	1/4	115	7.76"	NE2121Z AEA2410YXA FF10HBX AEA4430YXA
NF11FX	1101 LBP 4164 HBP	1/3	115	8"	NE2121Z AEA2410YXA NEK6187Z AEA4440YXA
NF11FX.2	1250 LBP 4840 HBP	1/4+ 1/3+	115	8"	FFI12HBX AEA2413YXA NE6210Z AEA4448YXA
SC15G	5606 HBP	1/2	115	8.23"	NT6213Z AEA4450YXA
SC18G	6291 HBP	1/2+	115	8.62"	NT6215Z AEA4460YXA
R404a Models					
TF4CLX	1530 LBP	1/5	115	6.81"	~ TP9415ZAA
TFS4.5CLX	929 LBP	1/4	115	6.81"	NEK2117GK AEA2380ZXA
NF5.5CLX	1250 LBP 3740 HBP	1/3	115	7.76"	NEK2121GK AEA2411ZXA NE6131GK AE4440Z
NF7CLX	1545 LBP 4760 HBP	1/3+	115	8"	NEK2125GK AEA2411ZXA NE6120GK AKA9438ZXA
SC10CL	1424 LBP	1/3	115	8.23"	NEK2134GK AEA2419ZXA
SC12CL	2382 LBP	1/2	115	8.23"	NEK2150GK AEA2425ZXA
SC12CLX.2	2472 LBP	1/2	115	8.23"	NT2168GKV AEA2425ZXA
SC15CLX.2	3011 LBP	3/4	115	8.62"	NT2178GKV AJB2433ZXA
SC15CLX.2-2	3011 LBP	3/4	240	8.62"	NT2178GKV AJB2433ZXA
SC18CLX.2-2	3666 LBP	3/4	240	8.62"	NT2180GKV AJB2444ZXD
SC12MLX	7909 HBP	1/2+	115	8.62"	NT6220GKV AKA9455ZXA
SC12MLX-2	7909 HBP	1/2+	240	8.62"	NT6217GKV AJA7455ZXD
SC15MLX	9433 HBP	3/4	115	8.62"	NT6222GKV AJE513ZHZ
SC15MLX-2	9433 HBP	3/4	240	8.62"	NT6222GKV AJE513ZHD1
SC18MLX	11135 HBP	1	115	8.62"	NT6224GKV ~
SC18MLX-2	11135 HBP	1	240	8.62"	NT6224GKV AJA7490ZXD

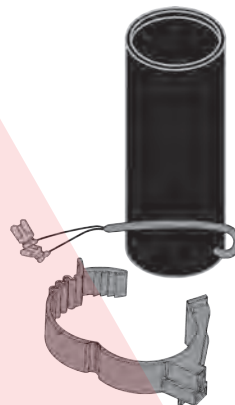
*Capacity BTU/Hr. @ LBP @ -10°F, HBP @ 45°F

SECOP COMPRESSOR COMPONENTS

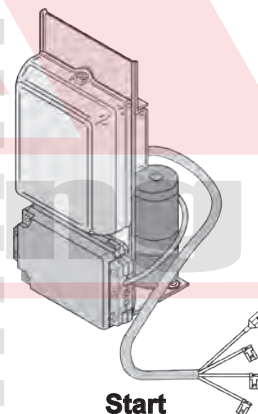
<u>Model</u>	<u>Voltage</u>	<u>Relay or Start Dev.</u>	<u>Capacitor or Start Dev.</u>
TF4CLX	115/60	117U4148	117U5025
TFS4.5CLX	115/60	117U4148	117U5025
TFS4.5FT	115/60	117U4126	117U5022
TL4G	115/60	117U6003	117U5023
NF5.5CLX .	115/60	117U4061	117U5025
NF5.5FX	115/60	117U4127	117U5025
PC660L (NF6FK)	115/60	117U4132	117U5022
NF6.1FX.2	115/60	117U4127	117U5025
NF7CLX	115/60	117U4129	117U5022
PC836L (NF7FK)	115/60	117U4132	117U5022
NF7.3FX.2	115/60	117U4061	117U5025
NF8.4FX.2	115/60	117U4129	117U5025
PC990L (NF9FX)	115/60	117U4129	117U5025
NF11FX	115/60	117U4123	117U5028
NF11FX.2	115/60	117U4151	117U5028
SC10CL	115/60	117U6020	117U5023
SC12CL	115/60	117U6020	117U5023
SC12CLX.2	115/60	117U6020	117U5023
SC12MLX	115/60	117-7053	--
SC12MLX.2	220/50-60	117U6011	117U5017
SC15CLX.2	115/60	117-7053	--
SC15CLX.2	220/60	117-7039	--
SC15G	115/60	117U6020	117U5023
SC15MLX	115/60	117-7053	--
SC15MLX.2	220/60	117-7053	--
SC18CLX.2	115/60	117-7045	--
SC18CLX.2	220/60	117-7066	--
SC18G	115/60	117-7441	117U5042
SC18MLX	115/60	117-7045	--
SC18MLX	220/60	117-7066	--
R290 Compressors		CSCR	CSIR
DLE4.0CN	115/60	117U7022	117U5023
DLE4.8CN	115/60	117U7011	117U5023
DLE5.7CN	115/60	117U7011	117U5023
DLE6.5CN	115/60	117U7013	117U5023
NLE8.0CN	115/60	117U7014	117U5073
NLE8.8CN	115/60	117U7013	117U5025
NLE11CNL	115/60	117U7020	117U5039
NLE11MN	115/60	117U7020	117U5073
SCE15CNX	115/60	117-7801	117-7802
SCE15MNX	115/60	117-7801	117-7802
SCE18CNLX	115/60	117-7801	
SCE18MNX	115/60	117-7805	117-7803
SCE21CNXL	115/60	117-7809	
SCE15CNLX-230 CSCR	230/60	117-7808	
SCE15CNLX-230 CSIR	230/60	117U7413	117U5076
SCE15MNX-230 CSCR	230/60	117-7809	
SCE15MNX-230 CSIR	230/60	117U7401	117U5076
SCE18CNLX-230 CSCR	230/60	117-7809	
SCE18CNLX-230 CSIR	230/60	117U7413	117U5076
SCE18MNX-230 CSCR	230/60	117-7807	
SCE18MNX-230 CSIR	230/60	117U7412	117U5076
SCE21CNLX-230 CSCR	230/60	117-7811	
SCE21CNLX-230 CSIR	230/60	117U7407	117U5076



Relay



Capacitor



**Start
Device**

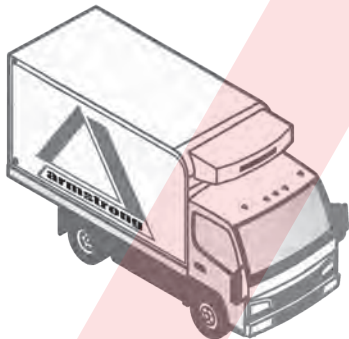
HVAC

DC SECOP COMPRESSORS

BD compressors are direct current (DC) compressors for 12/24 V DC power supply. Can be used in mobile refrigerators and freezers using R134a refrigerant. Used for transportation of items from 0°F - 46°F. For Cooling boxes from 18 - 150 liters.

Designed to meet harsh road conditions of a chassis mounted refrigerator. They are unsurpassed in their ability to tolerate changeable climatic conditions and vibrations. Also used in equipment to transport medicines, vaccines, blood plasma and organs.

The electronic unit is mounted on the compressor, no additional mounting is required.

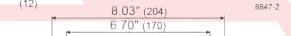
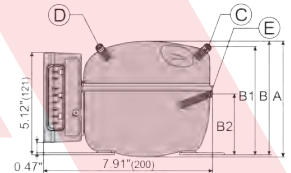
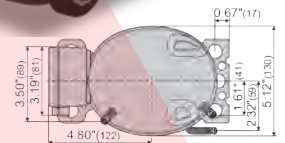


SECOP



**Direct Current Compressor R134a, 12/24V DC
-30°C, +10°C Evap. Temp.
Controller Included**

Part No.	Application	Cooling Capacity	H	Cross Reference
BD35FHD2	LBP/MBP/HBP	15 - 140 W 51.15 - 277.4 BTU/Hr	5.39"	101Z0205
BD50F	LBP/MBP/HBP	20 - 190 W 68.2 - 647.9 BTU/Hr	5.39"	101Z0203

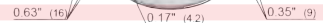


CONTROLLERS for BD35F & BD50F & MOUNTING KIT



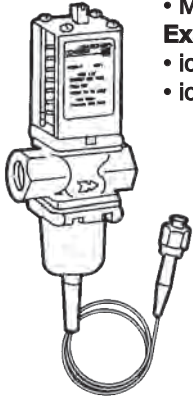
Part No.	Description
101N0212	BD35/50F Controller
101N0420	Solar Controller
101N0510	AC/DC Controller

**118-1949
Mounting Kit**



COMMERCIAL REFRIGERATION

PRESSURE ACTUATED WATER REGULATING VALVES



• Modulate flow of water or glycol to a water cooled condenser on a refrigeration system.
Examples include:

- ice machines
- ice cream machines
- computer room air conditioning units
- refrigeration cases

Reverse acting and Flange valves available.

<u>Part No.</u>	<u>Pipe</u>	<u>Pressure Element Style</u>
V46AA-1C	3/8" NPT	30" Capillary, 1/4" Flare Nut (Style 45)
V46AA-50C	3/8" NPT	1/4" Male Flare Fitting (Style 5)
V46AB-1C	1/2" NPT	30" Capillary, 1/4" Flare Nut (Style 45)
V46AB-25C	1/2" NPT	1/4" Male Flare Fitting (Style 5)
V46AC-1C	3/4" NPT	30" Capillary, 1/4" Flare Nut (Style 45)
V46AC-26C	3/4" NPT	1/4" Male Flare Fitting (Style 5)
V46AD-1C	1" NPT	30" Capillary, 1/4" Flare Nut (Style 45)
V46AD-13C	1" NPT	1/4" Male Flare Fitting (Style 5)
V46AE-1C	1 1/4" NPT	30" Capillary, 1/4" Flare Nut (Style 45)
V46AE-17C	1 1/4" NPT	1/4" Male Flare Fitting (Style 5)



BRAZED PLATE HEAT EXCHANGERS

- FlatPlate, Inc is a leading manufacturer of brazed plate heat exchangers for the refrigeration, hydronic and industrial markets.
- Please call for your specific needs.

COAXIAL COILS

CONDENSER AND HEAT PUMP COILS

Doucette offers cost effective Coaxial coils that are Helix and Spiral configurations and of quality construction, Doucette coaxial coils are designed for condenser, evaporator and heat pump applications. Models CXN-H and CXN-S, used for brackish water or sea water, have Cupro-Nickel inner tube and steel exterior shell are available. These coils from 1/3 to 10 tons, are rated at 450 psi. U.L. Listed.

MARINE COILS AVAILABLE



Fresh Water - Copper

<u>Part No.</u>	<u>Nom'l Tons</u>	<u>Application</u>	<u>DIMENSIONS (inches)</u>			<u>CONNECTIONS</u>		
			<u>Width</u>	<u>Length</u>	<u>Height</u>	<u>Refrig In/Out</u>	<u>Water In/Out</u>	<u>Weight (lbs)</u>
CX-H 033	1/3	Cond. only	7	9 1/2	3 1/2	3/8	1/2	8
CX-H 050	1/2	HP-Cond./Evap.	6 1/2	9 1/2	5 1/2	3/8	1/2	9
CX-H 075	3/4	HP-Cond./Evap.	6 3/4	9 3/4	6 1/2	3/8	5/8	11
CX-H 100	1	HP-Cond./Evap.	6 7/8	9 3/4	7 1/2	3/8	5/8	14
CX-H 150	1 1/2	HP-Cond./Evap.	10	12	6 1/4	1/2	7/8	11
CX-H 200	2	HP-Cond./Evap.	10 1/2	11 1/4	6 1/2	1/2	3/4	23
CX-S 300	3	HP-Cond./Evap.	14 7/8	15 7/8	6	5/8	7/8	26
CX-S 400	4	HP-Cond./Evap.	18 1/4	19	7	7/8	1 1/8	37
CX-S 500	5	HP-Cond./Evap.	18 1/4	20	7 1/2	7/8	1 1/8	42

CX-H - HELIX configuration, Copper inner tube and steel exterior shell

CX-S - SPIRAL Compact Configuration, Copper inner tube and steel exterior shell.

HP - Cond/Evap models can be used as condensers and heat pump applications.

REFRIGERATION ACCESSORIES

QwikCheck® ACID TEST KIT

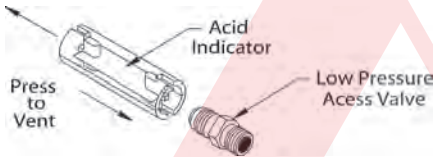
5-Second Refrigerant Acid Test

QT2000

Perform a Qwik acid test on operating systems. Ideal for preventive maintenance checks or for verifying proper acid clean-up after a compressor burn-out change-out.

Tests to ARI-700 limit of 1 PPM.

- Simple color change indicates acid
- Neat, dry process with self-contained tester
- Meets EPA venting rules • Disposable
- Tests to 1 PPM in seconds



QwikShot® REFRIGERANT/OIL ACID TREATMENT

QT2501

A unique formulation, which carries unwanted acid and moisture into the filter-drier where acid, moisture and the Qwik Shot® are removed.

Qwik Shot® is the only acid treatment on the market guaranteed not to invalidate any equipment manufacturer's warranty. Injects easily into an operating system with Qwik Injector®.

Guaranteed safe for ALL systems, OEM Approved, Works with all refrigerants, oils, and filter-driers. Produces no residue or contamination.

One bottle treats up to a 6-ton unit & removes up to 26 drops of moisture

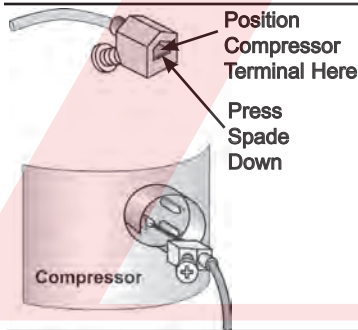
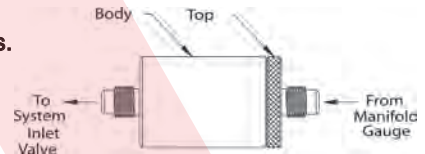


QWIK-INJECTOR™ INJECTION SYSTEM

Qwik Injector™ will inject ACID NEUTRALIZER, DYE or OIL into a charge system. A rugged tool designed to be used for years.

Part No.
QT2510

Size
1/2 oz.



QwikLug® Compressor Terminal Repair Kit

- Replaces Damaged or Corroded Spade Terminals
- Fits All Standard Compressor Terminals
- Tightens From the Front with a Screwdriver
- Fast Installation
- Provides a Durable Connection - Tested for Over 100,000 Compressor Starts
- Non-Metallic Connector - Prevents Short Circuits
- Patented Design (#6,048,233) and Others Pending
- Available with 10 AWG or 12 AWG Leads in 2' or 4' Lengths

Part No. Length/gauge
QT2810 2' 10 AWG
QT2910 4' 10 AWG

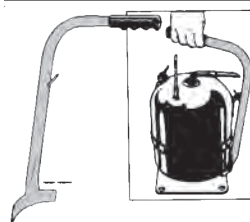
Part No. Length/gauge
QT2812 2' 12 AWG
QT2912 4' 12 AWG



Rx-Acid Scavenger

Provides a better, more convenient way to neutralized or "scavenge" acid in refrigeration, air conditioning systems... after burnouts or during normal on-going systems maintenance. Normal dosage rate is 50% less than other acid neutralizing products. Formulated for use with all lubricants... mineral. alkylbenzene and polyol ester.

4301-02



COMPRESSOR TOTE

Makes light work of a heavy job.

ACT6



PHASE III ACID TEST KIT

An inexpensive, disposable, extremely accurate and the universal acid test kit for:

- Mineral oils
- Alkylbenzene oils like Zerol
- EMKARATE RL & Copeland polyol esters

4320-W8



EK EXTRA-KLEEN Liquid Line Filter Drier



- + Filtration first, more surface
- + Solid copper fittings
- + High moisture & acid removal
- + Fiberglass filter network
- + Epoxy powder paint finish
- + Maximum working press 500#

Alco EK filter-driers are designed to protect the refrigerant system from liquid & solid contaminants. They incorporate a desiccant formulated and blended for maximum moisture, and include advanced materials to remove acid and contaminants.

CATALOG NUMBER	CONNECTION SIZE & TYPE	FLOW CAPACITY TONS @ 2 PSI DROP			TONS REFRIGERATION LOW & COMMERCIAL TEMP.		
		R22/			R22/		
		R-134A	407C/410A	R404/507	R-134A	407C/410A	R404/507
EK032	1/4 SAE	2.0	1.9	1.2	1/4	1/4	1/4
EK032S	1/4 ODF	3.0	2.8	1.8	1/4	1/4	1/4
EK033	3/8 SAE	4.1	3.9	2.5	1/4	1/4	1/4
EK033S	3/8 ODF	4.7	4.5	2.9	1/4	1/4	1/4
EK052	1/4 SAE	2.1	2.0	1.3	1/3	1/3	1/3
EK052S	1/4 ODF	3.0	2.9	1.9	1/3	1/3	1/3
EK053	3/8 SAE	4.8	4.6	3.0	1/3	1/3	1/3
EK053S	3/8 ODF	6.0	5.8	3.8	1/3	1/3	1/3
EK082	1/4 SAE	2.1	2.1	1.3	1/2	1/2	1/2
EK082S	1/4 ODF	3.1	3.0	1.9	1/2	1/2	1/2
EK083	3/8 SAE	4.9	4.7	3.0	1	1	1
EK083S	3/8 ODF	6.3	5.9	3.9	1	1	1
EK084	1/2 SAE	8.3	7.9	5.1	1½	1½	1
EK084S	1/2 ODF	8.9	8.5	5.5	1½	1½	1
EK162	1/4 SAE	2.1	2.1	1.3	1	1½	3/4
EK162S	1/4 ODF	3.1	3.0	1.9	1	1½	3/4
EK163	3/8 SAE	5.1	4.9	3.2	2	2½	2
EK163S	3/8 ODF	6.4	6.2	4.0	2	2½	2
EK164	1/2 SAE	8.8	8.4	5.5	2	3	2
EK164S	1/2 ODF	9.2	8.8	5.7	2	3	2
EK165	5/8 SAE	11.4	11.0	7.1	2½	3	2½
EK165S	5/8 ODF	15.3	14.6	9.5	2½	3	2½
EK167S	7/8 ODF	16.4	17.9	11.9	3	4	3
EK303	3/8 SAE	5.6	5.4	3.5	3	3	2
EK303S	3/8 ODF	7.5	7.2	4.7	3	3	2
EK304	1/2 SAE	9.9	9.5	6.2	3	5	3
EK304S	1/2 ODF	12.3	11.8	7.7	3	5	3
EK305	5/8 SAE	12.6	12.1	7.9	4	5	5
EK305S	5/8 ODF	16.8	16.1	10.5	4	5	5
EK306S	3/4 ODF	18.1	17.4	11.3	5	7½	5
EK307S	7/8 ODF	19.0	18.2	11.8	5	7½	5
EK309S	1% ODF	19.3	21.2	14.1	7½	10	7½
EK413	3/8 SAE	5.7	5.4	3.5	3	4	3
EK414	1/2 SAE	12.7	12.2	7.9	5	5	5
EK414S	1/2 ODF	15.5	14.8	9.7	5	5	5
EK415	5/8 SAE	17.8	17.0	11.1	7½	7½	7½
EK415S	5/8 SAE	24.2	23.2	15.1	7½	7½	7½
EK417S	7/8 ODF	25.8	24.7	16.1	10	10	7½
EK419S	1% ODF	24.2	23.2	15.1	10	12½	10
EK757S	7/8 ODF	25.8	24.7	16.1	15	15	10
EK759S	1% ODF	36.9	35.4	23.0	20	25	15

WATER CAPACITY - DROPS OF WATER (20 DROPS=1 GRAM)

UNIT SIZE CU. IN	R134A LIQUID TEMPERATURE		R22 LIQUID TEMPERATURE		R404/R502 LIQUID TEMPERATURE	
	75F	125F	75F	125F	5F	125F
	3	44	40	43	37	42
5	76	66	73	58	75	65
8	121	106	115	92	119	103
16	242	209	230	184	238	205
30	453	374	412	330	424	367
41	591	512	564	480	583	502
75	1171	975	1091	826	1184	942



BS Builder's Series Filter Driers

- Economical System Protection for Air Conditioning Systems
- ODF - Solid Copper Connections for Easy Installation
- Solid Core Construction • 40 Micron Filtration • Maximum working press 680 psig



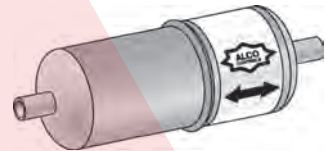
Part No.	PCN	Cubic In.	Connection	Tons R-22	Tons R-410A
Liquid Line Service					
BSL-053S	066122	5	3/8 ODF	4	4
BSL-083S	066123	8	3/8 ODF	5	5
BSL-163S	066125	16	3/8 ODF	5	5
Suction Line Service					
BSS-165S	066126	16	5/8 ODF	3½	4½
BSS-166S	066127	16	3/4 ODF	4½	5½
BSS-167S	066128	16	7/8 ODF	5	6
BSS-307S	066129	30	75/8 ODF	7	8
Bi-Flow Service					
BSB-083S	066130	8	3/8 ODF	3½	4
BSB-163S	066131	16	3/8 ODF	4½	5

BFK/EBF Liquid Line Bi-Directional Heat Pump

Application:

- Bi-directional liquid line filter-drier for heat pump applications • For use with CFC, HCFC, HFC refrigerants

Part No.	Connection	Part No.	Connection
BFK-083	3/8 SAE	BFK-163S	3/8 ODF
BFK-083S	3/8 ODF	BFK-164	1/2 SAE
BFK-084	1/2 SAE	BFK-164S	1/2 ODF
BFK-084S	1/2 ODF	BFK-165	5/8 SAE
BFK-163	3/8 SAE	BFK-165S	5/8 ODF



SFD Suction Line Filter Drier

Alco SFD suction line filter-drier incorporate a protective filter, plus a desiccant blended for maximum moisture & acid removal. Ideal for clean up after system burn out or major repair.



FLOW CAPACITY TONS
@ 2 PSI DROP

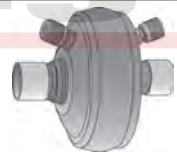
CATALOG NUMBER	CONNECTION SIZE & TYPE	DIMENSIONS			FLOW CAPACITY TONS @ 2 PSI DROP			
		LENGTH	DIA.	WT.	R134A +40F	R22 +20F	R410A +20F	R404/507 +20F
SFD13F3VV	3/8 SAE	5½"	311/16"	2#	0.7	0.8	1.0	0.7
SFD13S3VV	3/8 ODF	427/32"	311/16"	2#	1.3	1.3	1.6	1.1
SFD13F4VV	1/2 SAE	5¾"	311/16"	2#	1.5	1.6	1.9	1.3
SFD13S4VV	1/2 ODF	415/16"	311/16"	2#	2.3	2.3	2.8	1.9
SFD13F5VV	5/8 SAE	6¾"	311/16"	2#	2.5	2.4	2.9	2.0
SFD13S5VV	5/8 ODF	55/32"	311/16"	2#	3.1	3.2	3.9	2.7
SFD13S6VV	3/4 ODF	5¾"	311/16"	2#	4.1	4.2	5.1	3.5
SFD13S7VV	7/8 ODF	5¾"	311/16"	2#	4.4	4.6	5.6	3.9
SFD27S9VV	1½ ODF	7¾"	311/16"	3#	5.2	5.4	5.8	4.6
SFD54S11VV	1¾ ODF	12¾"	311/16"	4.50#	4.5	4.6	5.6	3.9

CSFD Compact Suction Line Filter Drier

Alco CSFD molded desiccant core filter drier for system clean up after burn out or major repair. Removes and holds contaminants with a minimum pressure drop.

FLOW CAPACITY TONS
@ 2 PSI DROP

CATALOG NUMBER	CONNECTION SIZE & TYPE	DIMENSIONS			FLOW CAPACITY TONS @ 2 PSI DROP			
		LENGTH	DIA.	WT.	R134A +40F	R22 +20F	R410A +20F	R404/507 +20F
CSFD14S4VV	1/2 ODF	4¼"	4%"	14#	1.3	1.3	1.6	0.8
CSFD14S5VV	5/8 ODF	4½"	4%"	14#	2.3	2.4	2.9	1.7
CSFD14S6VV	3/4 ODF	4¾"	4%"	14#	3.1	3.2	3.9	2.3
CSFD14S7VV	7/8 ODF	4¾"	4%"	14#	3.3	3.4	4.1	2.4
CSFD14S9VV	1¾ ODF	4¾"	4%"	14#	4.5	4.6	5.6	3.1





ALCO

FLOW CONTROLS & SYSTEM PROTECTORS



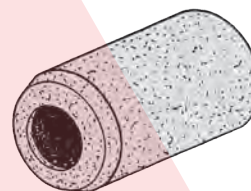
STAS STEEL TAKE - APART FILTER DRIER

SUITABLE FOR LIQUID OR SUCTION LINE SERVICE,
USES REPLACEABLE CORES.

Part No	Connection	FLOW CAPACITY TONS @ 2 PSI DROP			TONS REFRIGERATION LOW & COMMERCIAL TEMP.		
		R134a	R22/410A	R404/507	R134a	R22/410A	R404/507
STAS485T	5/8" ODF 1	8	10	8	8	10	8
STAS487T	7/8" ODF 1	10	13	10	10	12.5	10
STAS489T	1 1/8" ODF 1	10	15	10	10	15	10
STAS4811T	1 1/8" ODF 1	13	20	13	13	20	13
STAS967T	7/8" ODF 2	20	25	16	20	25	15
STAS969T	1 1/8" ODF 2	25	30	20	25	30	20
STAS9611T	1 1/8" ODF 2	25	30	20	25	30	20
STAS9613	1 1/8" ODF 2	30	35	25	30	35	25
STAS1449T	1 1/8" ODF 3	30	40	30	30	40	30
STAS14411T	1 1/8" ODF 3	40	45	35	40	45	35
STAS14413T	1 1/8" ODF 3	45	55	40	45	55	55
STAS14417T	2 1/8" ODF 3	60	50	45	60	50	45
STAS19211T	1 3/8" ODF 4	50	70	45	50	70	45
STAS19213T	1 3/8" ODF 4	60	80	55	60	80	55
STAS19217T	2 1/8" ODF 4	65	85	60	65	85	80

48 CUBIC INCH CORE FILTER/DRIER

Part No.	Cu. In.	Description
D48	48	Standard filter drier core
H48	48	High moisture core
W48	48	Burn out clean up core
UK48	48	Copeland approved POE core



SUCTION LINE ACCUMULATORS



FEATURES

- Designed to operate in a range of +40°F to -40° evaporator temperature
 - Fusible plug on larger diameter units
 - Corrosion resistant epoxy powder paint finish
 - Inlet deflector that blends refrigerant flow to prevent internal splashing and aid in the collection of refrigerant oil in the bottom connection of the accumulator
 - Solid copper fittings
- * Alco's A-AS suction line accumulators are available for systems through 28.5 tons nominal capacity
* Suction line accumulator for CFC, HCFC, HFC refrigerants

HOLDING CAPACITY (LBS.) 50% FULL

Part No.	A Fitting Size Nominal	Unit Weight Lbs.	B Diameter Inches	C Height Inches	D Fitting Separation Inches	40°F		
						TONS R-22 (+40°F)	LIQUID R22/ R134a	LIQUID R404A/ R507
A-AS 3 105	5/8	2.4	3	10	1.63	3	2	2
A-AS 3 146	3/4	3.3	3	14	1.63	4	3.5	2.75
A-AS 5 139	1 1/8	7.1	5	13	2.75	11.8	8.5	8
A-AS 6 1411	1 3/8	12.1	6	14	2.94	18.8	15	12
A-AS 6 2013	1 3/8	18.1	6	20	2.94	28.5	20	16

HVAC



ALCO

FLOW CONTROLS & SYSTEM PROTECTORS



AFA series expansion valve is designed for air conditioning and commercial refrigeration applications. the AFA is ideal for those applications requiring compact size combined with stable and accurate control over a wide load and evaporator temperature range.

FEATURES: +external adjustment, +long life diaphragm, +outstanding performance, +SAE connections only.

Many other valves in stock or available ORDER BY refrigerant, temp. application, equalization & fitting size.

COMPACT SIZE EXPANSION VALVE INTERNALLY EQUALIZED FLARE CONN.

R12 MED-LOW	R134a MED-LOW	R22 MED-LOW	R404/507 MED-LOW
AFA1/4FC-FZ	AFA1/4MC-MZ	AFA1/2HC-HZ	AFA1/4RC-RZ
AFA1/2FC-FZ	AFA1/2MC-MZ	AFA1HC-HZ	AFA1/2RC-RZ
AFA1FC-FZ	AFA1MC-MZ	AFA1 1/2HC-HZ	AFA1RC-RZ
AFA1 1/2FC-FZ	AFA1 3/4MC-MZ	AFA2HC-HZ	AFA1 1/2RC-RZ
AFA2FC-FZ	AFA2 1/2MC-MZ	AFA2 1/2HC-HZ	AFA2RC-RZ
AFA3FC-FZ	AFA3 1/2MC-MZ	AFA3HC-HZ	AFA3RC-RZ

SPECIFY: MED. TEMP. (-20 TO +50F) FC-MC-HC-RC
LOW TEMP. (-50 TO +0F) FZ-MZ-HZ-RZ
FLARE FITTING SIZE (INLET & OUTLET)

Many other valves in stock or available ORDER BY refrigerant, temp. application, equalization & fitting size.

COMPACT SIZE EXPANSION VALVE EXTERNALLY EQUALIZED FLARE CONN.

R12 MED-LOW-PL	R134a MED-LOW-PL	R22 MED-LOW-PL	R404/507 MED-LOW-PL
AFAE1/4FC-FZ	AFAE1/4MC-MZ	AFAE1/2HC-HZ	AFAE1/4RC-RZ
AFAE1/2FC-FZ	AFAE1/2MC-MZ	AFAE1HC-HZ	AFAE1/2RC-RZ
AFAE1FC-FZ	AFAE1MC-MZ	AFAE1 1/2HC-HZ	AFAE1RC-RZ
AFAE1 1/2FC-FZ	AFAE1 3/4MC-MZ	AFAE2HC-HZ	AFAE1 1/2RC-RZ
AFAE2FC-FZ	AFAE2 1/2MC-MZ	AFAE3HC-HZ	AFAE2RC-RZ
AFAE3FC-FZ	AFAE3 1/2MC-MZ	AFAE5HC-HZ	AFAE3RC-RZ

SPECIFY: MED. TEMP. (-20 TO +50F) FC-MC-HC-RC
LOW TEMP. (-50 TO +0F) FZ-MZ-HZ-RZ
FLARE FITTING SIZE (INLET & OUTLET)

ALCO Take-A-Part Series tev's with adjustable superheat and replaceable, interchangeable components are ideal for original equipment and field replacements in air conditioning, heat pump and refrigeration applications.

Temperature applications from +50 to -20 with "c" charge elements. Other charges available to -40.

FEATURES: +external adjustment, +take a part construction, +interchangeable components, +interchangeable body flanges.

Many other valves in stock or available ORDER BY refrigerant, temp. application, equalization & fitting size.

TAKE-A-PART EXPANSION VALVE EXTERNALLY EQUALIZED

R12 MED-LOW	R134a MED-LOW	R22 MED-LOW	R404/507 MED-LOW
TCLE1FC-FZ	TCLE1 1/2MC-MZ	TCLE1HC-HZ	TCLE1RC-RZ
TCLE2FC-FZ	TCLE2 1/2MC-MZ	TCLE2HC-HZ	TCLE2RC-RZ
TCLE3FC-FZ	TCLE3 1/2MC-MZ	TCLE3HC-HZ	TCLE3RC-RZ
TCLE4FC-FZ	TCLE5 1/2MC-MZ	TCLE5HC-HZ	TCLE4 1/2RC-RZ
TCLE6 1/2FC-FZ	TCLE7 1/2MC-MZ	TCLE7 1/2HC-HZ	TCLE7RC-RZ
TCLE7 1/2FC-FZ	TCLE9MC-MZ	TCLE10HC-HZ	TCLE8RC-RZ

SPECIFY: MED. TEMP. (-20 TO +50F) FC-MC-HC-RC
LOW TEMP. (-40 TO +0F) FZ-MZ-HZ-RZ
FITTING TYPE & SIZE (INLET & OUTLET)

REPLACEMENT COMPONENTS FOR TCL(E) VALVES

CAGE ASSEMBLY

X22440-B1* X22440-B5*
X22440-B2* X22440-B6*
X22440-B3* X22440-B7*
X22440-B4* X22440-B8*

POWER ASSEMBLY XB1019*

* SPECIFY REFRIGERANT
TEMPERATURE APPLICATION
EQUALIZATION ON ALL PARTS

GASKET SET X13455-1

FITS ALL T SERIES VALVES



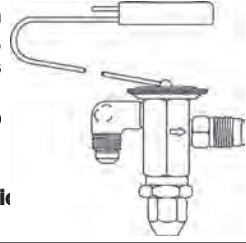
ALCO

FLOW CONTROLS & SYSTEM PROTECTORS



Super HF thermostatic expansion valves feature a balanced port construction which provides stable & accurate superheat control over a wide range of operating conditions. Replace conventional TEVs with ALCO's new super HF. Whether your application is commercial refrigeration or HVAC, ALCO's HF will increase your system stability.

FEATURES: +external adjustment, +replaceable power element, +tailored bulb charges, +SAE or ODF connections.



Many other valves in stock or available **ORDER BY** refrigerant, temp. applicati
equalization & fitting size.

BALANCED PORT EXPANSION VALVE EXTERNALLY EQUALIZED FLARE CONN.

R12 MED-LOW-PL	R134a MED-LOW-PL	R22 MED-LOW-PL	R404/507 MED-LOW-PL
HFE1/2FC-FZ-FW15-35	HFE1/2MC-MZ-MW15-35	HFE1/2HC-HZ-HW35-65	HFE1/2RC-RZ-RW45-65
HFE1FC-FZ-FW15-35	HF1MC-MZ-MW15-35	HFE1HC-HZ-HW35-65	HFE1RC-RZ-RW45-65
HFE1 1/2FC-FZ-FW15-35	HFE1 1/2MC-MZ-MW15-35	HFE1 1/2HC-HZ-HW35-65	HFE1 1/2RC-RZ-RW45-65
HFE2FC-FZ-FW15-35	HFE2MC-MZ-MW15-35	HFE2HC-HZ-HW35-65	HFE2RC-RZ-RW45-65
HFE3FC-FZ-FW15-35	HFE3MC-MZ-MW15-35	HFE3HC-HZ-HW35-65	HFE3RC-RZ-RW45-65
HFE5FC-FZ-FW15-35	HFE5MC-MZ-MW15-35	HFE5HC-HZ-HW35-65	HFE5RC-RZ-RW45-65

SPECIFY: MED. TEMP. (-20 TO +50F) FC-MC-HC-RC (PRESSURE LIMIT) FW35-MW35-HW65-RW65
LOW TEMP. (-50 TO +0F) FZ-MZ-HZ-RZ (PRESSURE LIMIT) FW15-MW15-HW35-RW45
FLARE FITTING SIZE (INLET & OUTLET)

Many other valves in stock or available **ORDER BY** refrigerant, temp. application, equalization & fitting size.

BALANCED PORT EXPANSION VALVE INTERNALLY EQUALIZED FLARE CONN.

R12 MED-LOW-PL	R134a MED-LOW-PL	R22 MED-LOW-PL	R404/507 MED-LOW-PL
HF1/4FC-FZ-FW15-35	HF1/4MC-MZ-MW15-35	HF1/4HC-HZ-HF35-65	HF1/8RC-RZ-RW45-65
HF1/2FC-FZ-FW15-35	HF1/2MC-MZ-MW15-35	HF1/2HC-HZ-HF35-65	HF1/2RC-RZ-RW45-65
HF1FC-FZ-FW15-35	HF1MC-MZ-MW15-35	HF1HC-HZ-HW35-65	HF1RC-RZ-RW45-65
HF11/2FC-FZ-FW15-35	HF1 1/2MC-MZ-MW15-35	HF1 1/2HC-HZ-HW35-65	HF1 1/2RC-RZ-RW45-65
HF2FC-FZ-FW15-35	HF2MC-MZ-MW15-35	HF2HC-HZ-HW35-65	HF2RC-RZ-RW45-65
HF3FC-FZ-FW15-35	HF3MC-MZ-MW15-35	HF3HC-HZ-HW35-65	HF3RC-RZ-RW45-65

SPECIFY: MED. TEMP. (-20 TO +50F) FC-MC-HC-RC (PRESSURE LIMIT) FW35-MW35-HW65-RW65
LOW TEMP. (-50 TO +0F) FZ-MZ-HZ-RZ (PRESSURE LIMIT) FW15-MW15-HW35-RW45
FLARE FITTING SIZE (INLET & OUTLET)

Many other valves in stock or available **ORDER BY** refrigerant, temp. application, equalization & fitting size.

BALANCED PORT EXPANSION VALVE EXTERNALLY EQUALIZED SWEAT CONN.

R12 Med-Low-PL	R134a Med-Low-PL	R22 AC-Med-Low-PL	R404/507 Med-Low-PL
HFES1/2FC-FZ	HFES1/2MC-MZ	HFES1/2HC-HZ	HFES1/2RC-RZ
HFES1FC-FZ	HFES1MC-MZ	HFES1HC-HZ	HFES1RC-RZ
HFES11/2FC-FZ	HFES1 1/2MC-MZ	HFES1 1/2HC-HZ	HFES1 1/2RC-RZ
HFES2FC-FZ	HFES2MC-MZ	HFES2HC-HZ	HFES2RC-RZ
HFES3 1/2FC-FZ	HFES4MC-MZ	HFES3HC-HCA-HZ	HFES3 1/2RC-RZ
HFES5FC-FZ	HFES6MC-MZ	HFES5 1/2HC-HCA-HZ	HFES5RC-RZ

SPECIFY: MED. TEMP. (-20 TO +50F) FC-MC-HC-RC (PRESSURE LIMIT) FW35-MW35-HW65-RW65
LOW TEMP. (-50 TO +0F) FZ-MZ-HZ-RZ (PRESSURE LIMIT) FW15-MW15-HW35-RW45
A/C-HEAT PUMP TEMP. HCA
SWEAT FITTING SIZE (INLET & OUTLET)

REPLACEMENT POWER ASSEMBLIES

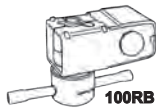
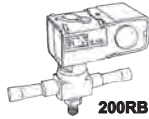

R12 - R134a - R401A	R22 - R407C	R502 - R402 - R404 - R507
X26300-FC-1 X26300-FZ-1 X26300-FW15-1 X26300-FW35-1	X26300-HC-1 X25300-HZ-1 X26300HW35-1 X26300-HW65-1	X26300-RC-1 X26300-RZ-1 X26300-RW45-1 X26300-RW65-1

HVAC



ALCO

FLOW CONTROLS & SYSTEM PROTECTORS

**100RB****200RB****240RA****211CA****100RB SERIES 2 WAY NORMALLY CLOSED DIRECT ACTING REFRIGERANT SOLENOID VALVE**

Part No.	Port Size	Conn. Size	NOMINAL CAPACITY TONS (LIQUID LINE)		
			R134a	R22	R404A/R507
100RB2S2	7/64"	1/4"ODF	.96	1.27	.85
100RB2F2	7/64"	1/4"SAE	.96	1.27	.85
100RB2S3	7/64"	3/8"ODF	.96	1.27	.85
100RB2F3	7/64"	3/8"SAE	.96	1.27	.85

200RB SERIES FLARE CONN. 2 WAY NORMALLY CLOSED PILOT OPERATED REFRIGERANT SOLENOID VALVE

Part No.	Port Size	Conn. Size	NOMINAL CAPACITY TONS (LIQUID LINE)		
			R134a	R22	R404A/R507
200RB2T2	1/8"	1/4"ODF	2.4	3.1	2.1
200RB2T3	1/8"	3/8"ODF	2.4	3.1	2.1
200RB3T2	3/16"	1/4"ODF	3.6	4.8	3.2
200RB3T3	3/16"	3/8"ODF	3.5	4.8	3.2
200RB2F3	1/8"	3/8"SAE	2.4	3.1	2.1
200RB3F3	3/16"	3/8"SAE	3.5	4.8	3.2
200RB4F3T	1/4"	3/8"SAE	4.3	5.6	3.7
200RB4S3	1/4"	3/8"ODF	4.3	5.6	3.7
200RB4T3T	1/4"	3/8"ODF	4.3	5.6	3.7
200RB4T4T	1/4"	1/2"ODF	4.3	5.6	3.7
200RB5T4T	5/16"	1/2"ODF	6.4	8.2	5.4
200RB5T5T	5/16"	5/8"ODF	5.4	8.2	5.4
200RB6F4	3/8"	1/2"SAE	7.7	10.0	6.5
200RB6T4	3/8"	1/2"ODF	7.7	10.0	6.5
200RB6T4T	3/8"	1/2"ODF	7.7	10.0	6.5
200RB6T5T	3/8"	5/8"ODF	7.7	10.0	6.5

240RA 2-WAY NORMALLY CLOSED DIAPHRAGM REFRIGERANT SOLENOID VALVE

Part No.	Port Size	Conn. Size	NOMINAL CAPACITY TONS (LIQUID LINE)		
			R134a	R22	R404A/R507
240RA12T9M	3/4"	1 1/2"ODF	27.1	34.9	23.0
240RA16T11M	1"	1 1/2"ODF	45.0	58.0	38.3
240RA20T13M	1 1/4"	1 1/2"ODF	70.9	95.4	65.7
240RA8T7M	1/2"	7/8"ODF	12.1	15.6	10.3
240RA9T9M	9/16"	1 1/4"	23.6	30.5	20.1

INDUSTRIAL AIR WATER & STEAM 2 WAY NORMALLY CLOSED PILOT OPERATED SOLENOID VALVE

Part No.	Port Size	Conn. Size	BRASS BODY GENERAL PURPOSE VALVE		
			Max Temp	M.O.P.D	CV
211CA12B58B	5/8"	1/2" FPT	180F	100#	3.6
211CA12B58P	5/8"	1/2" FPT	250F	100# - 15S	3.6
211CA34B34P	3/4"	3/4" FPT	250F	100# - 15S	5.5
211CA34B34B	3/4"	3/4" FPT	180F	100#	5.5
211CA38B58B	5/8"	3/8" FPT	250F	100# - 15S	2.8


SIGHT GLASS & SOLENOID VALVES



AMI Moisture - Liquid Indicator

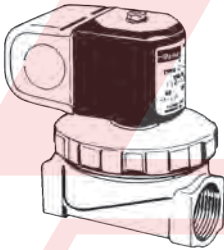
- Single Indicator for all common refrigerants.
- Exclusive fused glass eyepiece.
- Accurate color calibration (wet, caution, dry)

<u>Part No.</u>	<u>Connection</u>	<u>Size</u>
AMI1MM3	MALE FLARE X MALE FLARE	3/8"
AMI1MM4	MALE FLARE X MALE FLARE	1/2"
AMI1MM5	MALE FLARE X MALE FLARE	5/8"
AMI1SS2	SWEAT X SWEAT (OD FEMALE)	1/4"
AMI1SS3	SWEAT X SWEAT (OD FEMALE)	3/8"
AMI1SS4	SWEAT X SWEAT (OD FEMALE)	1/2"
AMI1TT2 EXTENDED	SWEAT X SWEAT EXT. ENDS	1/4"
AMI1TT3 EXTENDED	SWEAT X SWEAT EXT. ENDS	3/8"
AMI1TT4 EXTENDED	SWEAT X SWEAT EXT. ENDS	1/2"
AMI1TT5 EXTENDED	SWEAT X SWEAT EXT. ENDS	5/8"
AMI1TT7 EXTENDED	SWEAT X SWEAT EXT. ENDS	7/8"
AMI1TT9 EXTENDED	SWEAT X SWEAT EXT. ENDS	1 1/8"
AMI1FM2	FEMALE FLARE X MALE FLARE	1/4"
AMI1FM3	FEMALE FLARE X MALE FLARE	3/8"
AMI1FM4	FEMALE FLARE X MALE FLARE	1/2"
AMI2S11	2 - SERIES	1 3/8"
AMI2S13	2 - SERIES	1 5/8"



GENERAL PURPOSE SOLENOID VALVE LESS COIL

Use with water to 180°F, air, No. 1 and No. 2 fuel oil and other non-corrosive fluids from 0 psi to 150 psi. Valve has forged brass body with machine seats.



SOLENOID VALVES FOR USE WITH HOT WATER TO 212°F & STEAM TO 10 PSIG

<u>Part No.</u>	<u>Connection</u>
GP207	1/4" NPT
GP307	3/8" NPT
GP407	1/2" NPT
GP607	3/4" NPT
GP1007	1" NPT

<u>Part No.</u>	<u>Connection</u>
GP200	1/4" NPT
GP300	3/8" NPT
GP400	1/2" NPT
GP600	3/4" NPT
GP10A	1" NPT

Coils for Valves Above

<u>Part No.</u>	<u>Volts</u>
G23-24V	24
G23-120V	120
G23-240V	208/240
G23-120/240V	120/208/240

HVAC

MOLECULAR SIEVE DRIERS

MOISTURE MAGNET SERVICE DRIER



<u>Description</u>	<u>Part No.</u>	<u>Dia.</u>	<u>Overall Length</u>	<u>Inlet & Outlet Tube Sizes</u>
Non-Directional	WD80 (109)	3/4"	7.4"	1/4" O.D.-3/16" I.D.
Directional	WD100	3/4"	7.5"	1/4" O.D.-3/16" I.D.



WD110 (712)

DIRECTIONAL UP TO 3/4 TON
1/4" EXTENDED OUTLET



WD111 (620)

DIRECTIONAL UP TO 3/4 TON 1/4"
EXTENDED OUTLET WITH HIGH
SIDE SCHRADER VALVE



WD115 (619)

DIRECTIONAL UP TO 1/3 TON 1/4"
WITH HIGH SIDE SCHRADER VALVE.



WD113 (621)

DIRECTIONAL UP TO 1/4 TON 1/4"
EXTENDED OUTLET WITH 3/16
HIGH SIDE PROCESS TUBE

100% MOLECULAR SIEVE SOLID CORE DRIER

- A new line that provides superior filtration and more than three times the water drop capacity of traditional solid core driers.
- Compatible with all new and existing refrigerants and blends, including HP-62, HP-80/81, R-507, R-404A, and R-134a.
- Unlike liquid line driers that use activated alumina, these new Parker driers will not strip the additives from the new polyester oils.
- Removes acid.
- All-copper bodies provide greater resistance to rust and corrosion.
- Standard lay-in lengths of 5, 8 & 16 cubic inch driers.
- Flow capacities up to 5 tons.



@ 2PSI PRESSURE DROP

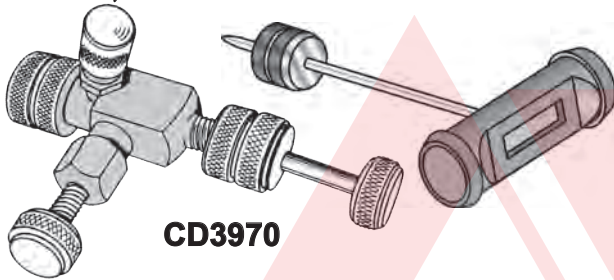
<u>Part No.</u>	<u>Capacity R12/R134a</u>	<u>R22</u>
CULLD53S	2.5 ton	3.3 ton
CULLD83S	3.5 ton	5.3 ton
CULLD163S	4.0 ton	5.1 ton

VALVES

TRUE SUPER HEAT

Internal temperature reading and core removing tool in one assembly

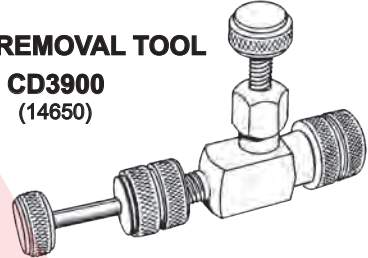
These tools will allow you to remove a "Schrader" core from a charged system. Insert a digital thermometer through the access fitting; attach your gauges to the tool take a true internal temperature reading; and charge at the same time. When super heat has been calculated and balanced, the "Schrader" core is reinserted into the system.



CD3970

CORE REMOVAL TOOL

CD3900
(14650)



Replace Valve Core Without Losing Charge & Charge Faster With Core Removed



Available with
1/4" (Black) or 5/16" (Rose)
system-side connections

MEGA FLOW Valve Core Removal Tool

- Remove restrictive access valve cores for high-speed recovery and evacuation
- Double O-ring seal on ball valve handle for accurate "blank off" vacuum testing
- MegaSeal™ cap made with aircraft-grade aluminum and molded neoprene gasket, reliably seals under pressure and vacuum

Part No.	System-Side Connections	Color
MGAVCT	1/4"	Black
MGAVCR	5/16"	Rose

SWIVEL NUT ADAPTER

Renews Leaking Valves
1/4" Female Flare



A31734
(40421)

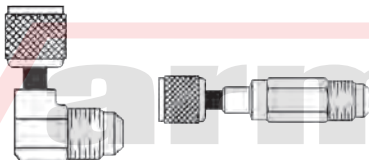
ACCESS FITTING

1/8 MPT OR 1/4 O.D. SOLDER
40400



1/4 MPT OR 5/16 O.D. SOLDER
40401

QUICK COUPLERS



Part No.	Type	Size
10468	STRAIGHT	1/4 MFL X 3/16 FFL
10469A	90°	1/4 MFL X 3/16 FFL
40560A	STRAIGHT	1/4 MFL X 1/4 FFL
40563A	90°	1/4 MFL X 1/4 FFL

SWIVEL TEE ADAPTER

For Adding Controls
To Precharges



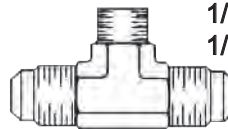
1/4" Female Flare on Run With
Permanent Depressor

40386 (A31851)

BRASS TEE ADAPTER

For Pressure Controls

1/8" MPT On Branch X
1/4" Access On Run



A31452
(40423)

HERMETIC SERVICE & PIERCING VALVES



<u>Part No.</u>	<u>Tubeing O.D. Size</u>
CD5514	1/4"
CD5516	5/16"
CD5538	3/8"
CD5512	1/2"
CD5558	5/8"
CD5534	3/4"
CD5578	7/8"
CD5518	1 1/8"

"M" SERIES PIERCING VALVES

**FOR USE WITH
(LOW TEMP)
HIGH GRADE
SOLDER
COPPER**

8400 SERIES



<u>Part No.</u>	<u>O.D. Tube</u>
CD8408	1/8"
CD8403	3/16"
CD8404	1/4"
CD8405	5/16"
CD8406	3/8"

84 ECONOMY SERIES

CD8400



1/8" I.D. hole; 3/16",
1/4", 5/16" O.D. step



G-36 SERIES CD3600

1/8" I.D. hole; 3/16",
1/4", 5/16" step; pipe thread


SPECIAL VALVES COMPLETE WITH CORE AND CAP



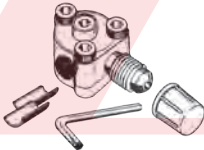
<u>Part No.</u>	<u>Size</u>
CD8412	1/2
CD8458	5/8
CD8434	3/4

CD5421

1 3/4 X 5/16 O.D.
will service 1/4, 5/16, 3/8



SEALED UNIT PIERCING VALVES



BPV31 Fits 1/4" 5/16" and 3/8"
BPV21 Fits 1/2" and 5/8"
BPV78 Fits 7/8"

<u>Part No.</u>	<u>Fits</u>
BPV31	1/4" 5/16" & 3/8"
BPV21	1/2" & 5/8"
BPV78	7/8"

CORE STORER AND REMOVER


Completely knurled for Easier grip.
Comes with 4 cores.



VCR1

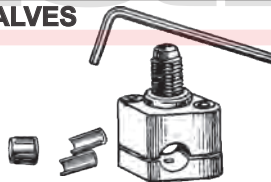
VALVE CORES

VVC1
(CD4450)
Pkg. of 6



A-1 COMPONENT PIERCING VALVES

A1 Fits 1/4" 5/16" and 3/8"
A2 Fits 1/2" and 5/8"



<u>Part No.</u>	<u>Fits</u>
A1	1/4" 5/16" & 3/8"
A2	1/2" & 5/8"

SEALING CAPS



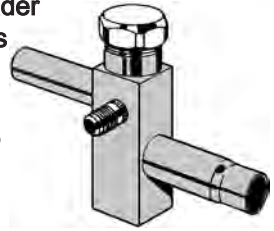
VC4 1/4 male
flare
Pk. of 12

HERMETIC SERVICE

QL170 - QUICK LOCK VALVE - sweat connection shut off valves schrader type service port extended copper fittings front seating design with brass stem excellent seating characteristics no chance of galling


<u>Part No.</u>	<u>Size</u>
QL171R-06-06	3/8
QL171R-10-10	5/8
QL171R-12-12	3/4
QL171R-14-14	7/8

**ADAPTER TOOL KIT
053983-00**



EVAPORATORS

WE HAVE A COMPLETE LINE OF COMMERCIAL EVAPORATORS. PLEASE CALL US WITH YOUR NEEDS FOR PROPER APPLICATION.



MASF SERIES



MALS SERIES



MAPLP SERIES




MAMJ SERIES

FLEXIBLE BEND - TO - FIT DEFROST HEATERS

Bend and shape easily with hands at jobsite. Quickly replace almost any defrost heater. Measure length of original and order a similar length.

- Heaters constructed of .250 diameter incoloy
- Heaters can be linked together to create additional length.

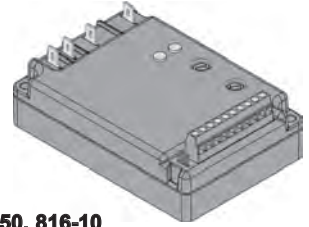
<u>Part No.</u>	<u>Watts</u>	<u>Volts</u>	<u>Sheath Length</u>	<u>Heated Length</u>
2045	300	120	45"	31"
2068	450	120	68"	54"
2091	675	240	91"	77"
2105	850	240	105"	91"
2118	1000	240	118"	104"
2150	1350	240	150"	136"
2188	1250	240	188"	174"
2216	1500	240	216"	202"



HVAC

HEAD PRESSURE CONTROLS & TIME DELAYS

- Integral Heat Pump Bypass circuitry allows electronic bypass of speed control.
- Eliminates overshoots common to on / off and pressure switch controls.
- Helps prevent evaporator freeze-ups, low pressure cut-outs and liquid-slugged compressors in low ambient conditions.
- Features: hard start, low temperature bypass, isolated 24 VAC supply.
- Controls up to 3 refrigerant circuits. • One model covers 120-480 VAC.
- Typical application: heat pumps. • 4.5" x 3" x 1.75"



Input

- Control: 18-30 VAC, 50/60 hz. 1.8 VA max
- Line Input: 120-480 VAC

Output:

- Triac max 10 amps, min 100 ma

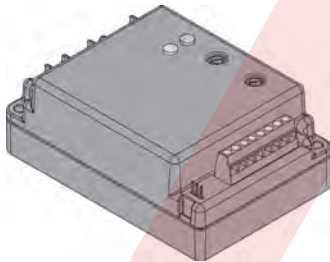
One ICM model replaces:

- Hoffman: 800/800A/800A-A/814-50, 816-10
- Ranco: E31 Series
- Johnson Controls: P66
- ACT: FM2000

ICM325H
120-480 VAC

ICM379

Probe for use with ICM325H & ICM326H



ICM326H

Single-Phase Head Pressure Control (120,208/240 VAC) With built-in transformer

- Built in transformer eliminates cost, reduces installation time and simplifies wiring
- Helps prevent evaporator freeze-ups, low pressure cut-outs and liquid-slugged compressors in low ambient conditions

Features:

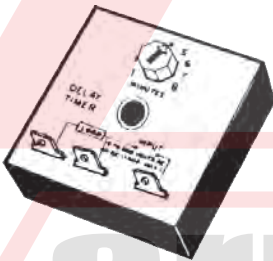
- Hard start, low temperature cutoff, high temperature bypass
- Ideal for line voltage air conditioning and refrigeration

Input: 120 or 208/240 VAC

Output: Maximum: 10 amps / Minimum: 100 mA

ADJUSTABLE SOLID STATE TIME DELAYS

Used on circuits 19-288 volts mount in any position



Delay on break
Adjustable
6 sec. to 5 min.

TD73

Delay on make
Adjustable
6 sec. to 8 min.

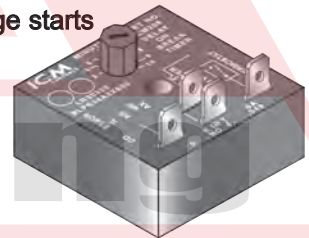
TD69

DELAY ON BREAK TIME DELAY

- Compressor lockout/anti-short cycle timer
- Brownout protection • 18-30 VAC
- Helps prevent scroll compressor reversal
- Eliminates relay chatter
- Works with anticipator-type thermostats
- Fast response time: 16ms
- Prevents low voltage starts

ICM206B

3-6 min.
Adjustable



MARS

32393

32395

ADJUSTABLE SOLID STATE TIMERS

Duct Purge and Bypass

Will allow fan to run an additional 2 min. to purge ducts of all cool air. 24 Volts

Will bypass pressure safety to allow system pressurization during start up. 6 sec. to 8 min. delay - 19-288 Volts

HARD START KITS

HIGH TORQUE HARD START KITS

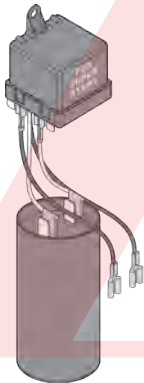
Matching a high current relay with a high voltage capacitor means the ultimate Torque for the most reliable Hard Start Kits.

Features/Benefits

- Device includes high current potential relay and 330 VAC start capacitor.
- 40 Amp electronic potential relay provides superior performance for low voltage applications.
 - UL recognized
- Senses Motor Start
 - Instant Re-start
 - Made in the USA
- Safety time delay if compressor fails to start
 - Easy 2 wire installation
- Capacitor case size: 6 $\frac{3}{4}$ " L x 1 $\frac{1}{16}$ " W x 2 $\frac{1}{2}$ " H



Part No.	HP Range	Application	Capacitor @ 330 VAC	Replaces
HT70	1-3	Cap Tube & Orifice Metering Devices	108-130 μ F	KS8
HT80	1-3	All Metering Devices	189-227 μ F	TO-5
HT90		All Maneurop Compressors	233-280 μ F	MP1
*** Use SUPCO HT80 For *** M/N's MTE18JA* MTEJA* & MTZ18JA*				
HT100	3.5 - 5	All Metering Devices	270-324 μ F	KS1



THE ULTRA SERIES

2-WIRE MECHANICAL POTENTIAL RELAY & HARD START KIT

For use on all Single Phase Reciprocating, Scroll and Rotary compressors; 208V, 230V and 265V

- OEM Approved Technology
- Voltage Sensing
- Easy 2-wire installation
- Instant Restart
- Two Year Warranty



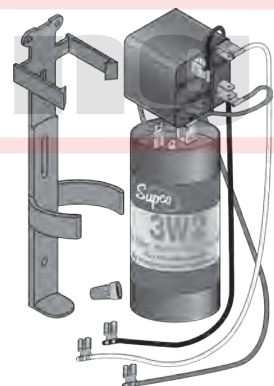
Part No.	Application	Replaces
PSS5	1 to 3 hp	Kickstart TO-5, MPR5
PSS1	3.5 to 5 hp	Kickstart KS-1, MPR1

3-WIRE POTENTIAL RELAY & CAPACITOR COMBINATION

The 3 Series Hard Starts provide the service professional with an OEM option when the application calls for a hard start. Combining a potential relay and start capacitor provides a true 3-Wire solution.

- Voltage Sensing
 - Instant Re-start
 - 35 Amp Relay Contacts
- Quick Installation with EZ Snap Bracket
 - 2 Year Warranty
- Scroll compressors
 - Reciprocating compressors
- Can be used with Single or Dual Run Capacitors
- All 208/ 240 V Single Phase Compressors

Part No.	Volts	MFD	HP Range
3W1	208/240	88-108	1 - 3
3W2	208/240	189-227	3.5 - 4.5
3W3	208/240	270-324	4 - 5

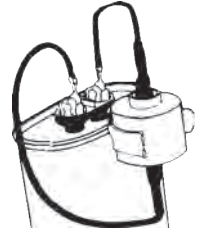


HVAC

HARD START KITS

SPP

Mounts directly on the run capacitor.
115 or 230V
Up to 5 HP Compressors



START ASSIST Relay & Hard Start Capacitor

For systems with capillary tubes or fixed restriction devices, a Positive Temperature Coefficient (PTC) hard start device is recommended. For applications where a backup safety timer is desired, use the PSA8 Electronic Potential Relay and Hard Start Kit.

Parts Connect recommends, a Positive Temperature Coefficient (PTC) hard start device is recommended. For applications where a backup safety timer is desired, use the



Part No.	Replaces	HP Range	Boost	Voltage
Positive Temperature Coefficient (PTC) Hard Starts				
PSA5	SPP5	1/2 - 10hp	300%	120V - 288V
PSA6	SPP6	1/2 - 10hp	500%	90V - 277V
PSA7	SPP7S	1½ - 10hp	600%	115V - 288V
Electronic Relay & Hard Start Capacitor				
PSA8	SPP8E	1/2 - 5hp	189-227µF	170V - 288V



ELECTRONIC POTENTIAL RELAY/ CAPACITOR COMBINATION

For use on any single phase air conditioning and refrigeration unit. See specifications below for voltage ranges and recommended equipment sizes.

- Electronic Potential Relay Technology
- Backup electronic timing circuit to protect the compressor
- Voltage Sensing
- Instant re-start
- Easy 2-wire connection

Part No.	Operating Voltage	Recommended HP Range	Included Capacitor
SPP4E	90 -130	1/8 to 1	88-106µF
SPP5E	90 -277	1/3 to 2	43-52µF
SPP6E	90 -277	1/2 to 3	88-106µF
SPP7E	90 -277	1 to 4	130-156µF
SPP8E	90 -277	1 to 5	189-227µF




RSC SERIES RELAYS FOR SPLIT PHASE & CAPACITOR START

- Combined Solid State Starting Relay and Capacitor completely pre-wired for fast simple hook up.
- Replaces current type relays
- Provides added boost for hard start and unbalanced system
- Prevents low voltage starting problems.

Part No.	Volts	H.P.
Systems WITH Run Capacitor		
URSC10	115	1/12 THRU 1/2

CURRENT RELAYS

SOLID STATE UNIVERSAL RELAY SUPR



APR5 ADJUSTABLE POTENTIAL RELAY RECYCLES INSTANTLY!

APR5

Universal Potential Relay is a time function potential relay designed to be wire to wire replacement for virtually any potential relay on the market. It can be used on any single phase motor or compressor up to 5 HP.

One relay allows for the replacement of thousands of potential relays with pick-up voltages from 130 to 370. The contacts will open after 1 - 1.5 seconds if the motor will not start. You can preset the pick-up voltage of the APR5 to the voltage of the defective relay. If the pick-up voltage of the defective relay is unknown, you can easily set the voltage as suggested in the installation instructions. Replaces both 5-terminal and 3-terminal potential relays and can recycle immediately.

RELAYS and OVERLOADS




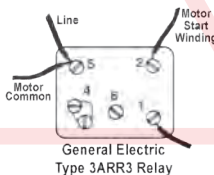
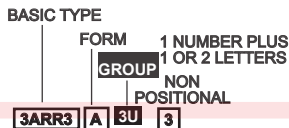
OVERLOAD

Part No.	Description	HP	Term.	Compressor Connections
IC100	Relay	1/12 - 1/3	2	2
IC102	Relay	1/12 - 1/3	3	2
OL1	Overload	1/5 - 1/4	1	1
OL2	Overload	1/4 - 1/3+	1	1
OL3	Overload	1/6 - 1/5	1	1



RELAY

63 SERIES POTENTIAL RELAYS



QUICK REFERENCE RELAY SELECTION CHART FOR GENERAL ELECTRIC RELAYS

Determine the General Electric "GROUP" number of the relay (see chart at left). On the right of the chart locate the relay and control replacement relay number using the GE Group Number. (Ex: G.E. 3ARR3A3U = 1066) Install relay following the instructions enclosed with each relay.

GE Group Number	Cont. Volt	Pick-Up Min.	Pick-Up Max.	Drop-Out Max.	Part No.
2J;2K;2L;2M;2N;5M;7J;7K;7L; 7M;7N;8M;8L;8N	170	139	153	55	1063
3A;3B;3AV;3AU;4A;4B;6A;6B; 6AV;10A;10B;10AU;10AV	395	260	275	120	1064
3P;3R;5P;5R;5S;5T	332	168	182	90	1065
3U;3V;3AT;6U;6V;6W	295	215	225	120	1066
3C;3D;3AA;4C;4D;4BK;6C;6D; 6AA;10C;10D	420	295	315	125	1067
3E;3F;3AB;3AC;4E;4F;4G;6E;6F; 6G;10H;10AB;10AC	502	325	345	135	1068
3S;3T;10S;10T	336	180	195	195	1069
5B;5C;5D;5AA;8B;8C;8D	253	285	305	77	1070

HVAC

RELAY WITH OVERLOAD COMBINATION

3-n-1 Complete Start Series • Relay-Start Capacitor-Overload
A must have for truck stock - reduce callbacks - replace 1/12 to 1/2 hp.

Features

- Replaces relay, capacitor and overload for one low price
- Completely pre-wired, simply push on 3 female pin terminals
- "Push-on" compressor terminals, and 1/4" capacitor terminals
- Designed for modern high efficiency compressors
- Helps older compressors to start and run cooler
- Easy mount clip for quick installation
- Easy to read instructions
- Prevents low voltage starting problems


Applications

- Domestic Refrigerator Compressors to 1/2 hp
- Light Commercial Refrigeration Compressors to 1/2 hp.
- Works on "RSIR", "CSIR", "PSC", & "CSR" compressors

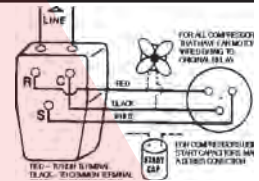
Part No.	HP	RLA	Replaces
PCS210	1/3 - 1/2 HP	12a	URCO210, TQS21, 600-210
PCS410	1/4 - 1/3 HP	6a	URCO410, RCO410, ERPU410, ERP410, 600-410, WRX-4, TQS41, HS41
PCS810	1/12 - 1/5 HP	3.5a	URCO810, RCO810, ERPU810, ERP810, HS81, WRX-8, TQS81, 600-810

**115 Volt
 Systems WITH or
 WITHOUT Run
 Capacitor**

**Parts
 Connect**



RELAY/OVERLOAD COMBINATION
 Quick replacement - Pre-Wired
**FOR HERMETIC COMPRESSOR UNIT
 WITHOUT RUN CAPACITOR**
ALLOWS USE OF START CAPACITOR



VOLTS	Horsepower	Part No.
115	1/4-1/3	RO41
115	1/12-1/10-1/8-1/6-1/5	RO81

RELAY WITH OVERLOAD COMBINATION

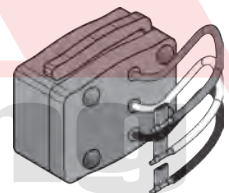
Replace all defective push on relays on every type compressor including those with Running Capacitors from 1/12 through 1/2 HP 120 VAC for compressors with:

- Resistance start motors (no capacitors)
- Start capacitor motors
- Run capacitor motors
- Start and run capacitor motors


Features

- Safe, reliable, long lasting PTC relay
- Fast, easy installation
- Prevents start winding overheating during locked rotor situations
- No rewiring for all types of motors

Horsepower	Wired Part No.	Push-On Part No.
1/12 to 1/5 H.P.	URO81	UPRO81
1/4 to 1/3 H.P.	URO41	UPRO41
1/3 to 1/2 H.P.	URO21	UPRO21



URO - Wired



UPRO - Push-On

VOLTAGE PROTECTION

SINGLE PHASE LINE VOLTAGE MONITORS

Part No. Features and Applications

- Low cost single phase motor protection
- Built in anti-short cycle protection.
- Detects high/low voltage conditions.
- Helps prevent rapid system recycling

ICM491

- LED indicators:
 - green for normal conditions.
 - red for fault
- Heavy duty SPDT, isolated relay output.
- Interrogation delay prevents nuisance trips.

Specifications

- Voltage: 95-270 VAC
- Output: relay, SPDT
- n.c./n.o.: 5 amps
- Time delay
- Range: adj. 6-600 sec.

Replaces

- Diversified: CV-100-RS CV-200-RS15 CV-200-RS20
- Watsco: EAC-401 EAC-402 EAC-403 EAC-404



3 PHASE LINE VOLTAGE MONITORS - Full Performance

Part No. Features and Applications

- Fully Programmable- with LCD diagnostic display.
- Easy to configure- simple pushbutton setup.
- Easy to customize- setpoints, variables and features are fully adjustable and may be defined by the user while in control SETUP mode.

ICM450


- 25-fault memory storage, non-volatile.
- Independent high and low voltage settings - ideal for dual voltage compressor applications. Identifies front & back side faults.
- Reset mode: choice of auto or manual.
- Protects against: voltage unbalance, high/low voltage, phase loss, reversal, faulty power, incorrect sequencing and rapid short cycling.
- Reliable, high temperature LCD to 167 F.
- Simultaneous voltage display- no scrolling.
- Line voltage programmable. Universal Voltage Operation: 190-630 VAC
- 6.5" x 4.25" 1.5"

Specifications

- Voltage: 190-630 VAC
- Frequency: 50 or 60 hz
- Control: 18-240 VAC
- Delay on Break timer: (0.1-10 min.)
- Output:
 - Relay, SPDT
 - n.o.: 10 amps
 - n.c.: 6 amps

Replaces

- Diversified: AC2020 AC301 AC302
- Motorsaver 455
- SSAC QLM/QLV
- Timemark 265
- Wagner WPC-800
- Watsco EAC-800 EAC-8000



PHASE LOSS & REVERSAL PROTECTION - Ultra Low Cost

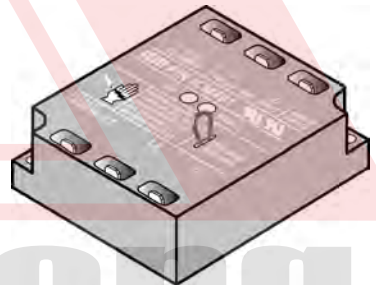
Part No. Features and Applications

- Low cost 3 phase protection for single side.
- Monitors for phase reversal, phase loss, imbalance % as a function of input voltage
- Bright LED indicators for ON and FAULT.
- Universal 3 phase input: 190-600 VAC.
- Control voltage: 18-30 VAC.
- Highly reliable passive electronics.
- IEEE587 transient tested.
- Epoxy coated for added protection.
- Patented: U.S. Patent No. 5,337,206.
- ICM401 enclosed model shown at right.
- For open board model order ICM403
- 3.25"x 3" x 1.25"

ICM401

Specifications

- Voltage: 190-600 VAC
- Frequency: 50 or 60 hz
- Control: 18-30 VAC.
- Output: relay, SPDT
- n.o.: 10 amps



Part No. Features and Applications

- Low cost 3 phase protection for single side.
- Monitors for phase reversal, phase loss, imbalance % as a function of input voltage
- Bright LED indicators for ON and FAULT.
- Universal 3 phase input: 190-600 VAC.
- Control voltage input: 15, 208, 230 VAC.
- Highly reliable passive electronics.
- IEEE587 transient tested.
- Epoxy coated for added protection.
- Patented: U.S. Patent No. 5,337,206.
- ICM402 enclosed model shown at right.
- For open board model order ICM404
- 3.25"x 3" x 1.25"

ICM402

Specifications

- Voltage: 190-600 VAC
- Frequency: 50 or 60 hz
- Control: 115 or 208/230 VAC
- Output: relay, SPDT
- n.o.: 30 amps



HEAT PUMP CONTROLS

REPLACE VIRTUALLY ALL SINGLE STAGE DEFROST CONTROLS

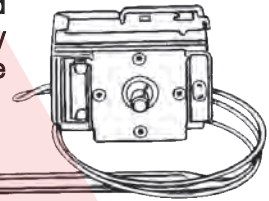
- Replaces 200+ Controls!
- **Universal Replacement:**
Selectable demand or timed defrost
O or B reversing valve
Configures to any system
- **Easy Installation & Set Up**
Universal mounting with rotating display
One-button configuration to an OEM system
Includes outdoor sensors
Test button for system verification
- **Versatile Matrix Display**
Access set up and diagnostic menus from any orientation
- **Compressor Protection**
Brown out and short cycle protection plus Hi/Low pressure inputs



47D01U-843

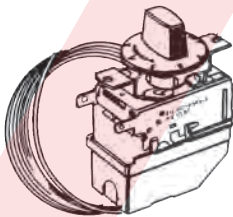


DESCRIPTION: The C12-5010 is a single stage standard air conditioning and heating unit mounted control for manual changeover systems. Control directly replaces many controls. Control is supplied with dial plate and knob. Single pole, double throw, dial range 60-99, capillary length 36".



C12-5010

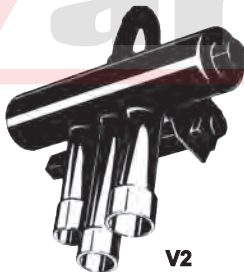
DESCRIPTION: The C17-100 is a two stage standard air conditioning and heating unit mounted control for automatic/manual changeover systems. Control directly replaces many controls. Control is supplied with dial plate and knob. Switch action 2 single pole double throw, dial range cooling 71-101, dial range heating 64-94, capillary length 26".



C17-100

REVERSING VALVES

DESCRIPTION: Ranco solenoid coil operated reversing valves are slide type, 4-way valves which operate under full pressure of a heat pump system. These valves are used on unitary, split system and window-type heat pump application. **Solenoid coils are supplied separately.**





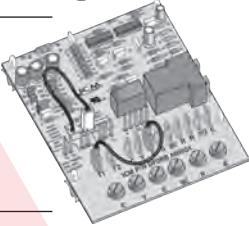

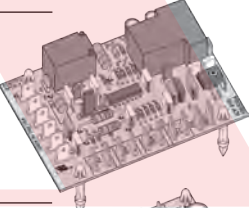
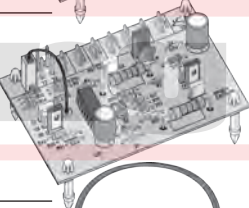

V2

Part No.	Nominal	Capacity Tons			Tube Size	
		R22	410A	Suction	Pressure	
V2-408060-270	2	0.75 - 2.0	0.9 - 2.2	1/2"	3/8"	
V2-410060-470	2	1.0 - 2.5	1.3 - 2.5	5/8"	3/8"	
V6-412080-170	6	1.0 - 5.5	1.3 - 6.7	3/4"	1/2"	
V6-414080-170	6	1.0 - 5.5	1.3 - 6.7	7/8"	1/2"	
V10-414120-170	10	3.0 - 9.9	3.8 - 11.9	7/8"	1/2"	

COILS

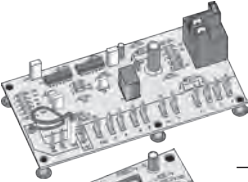

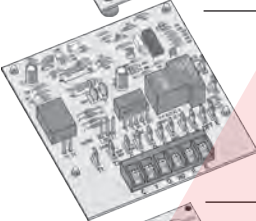
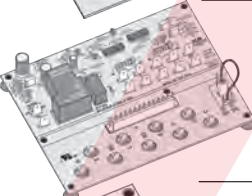

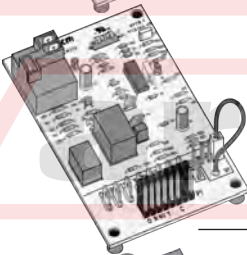

Part No.	Voltage	Color	Watts
LDK-110000-70	24 VAC	Red	4
LDK-310000-70	120 VAC	Black	4
LDK-410000-70	208/240 VAC	Green	4

DEFROST CONTROLS

Model	Description	OEM Replacement	ICM Control
ICM300	<ul style="list-style-type: none"> Simple time and temperature control Must Have external relays for Fan, Reversing Valve and Auxiliary Heat High installed base 	<ul style="list-style-type: none"> Amana: C84301-1 C8431001 Artesian: 10321-00 Arcoaire: 32312-00 Carrier: 621 Coleman: 3030A374 Goodman: B12260-06 Heli Quaker: HQ1052757 ICP: 1052757 ICM: DFSOS24A2 Intertherm: 6208800 Lennox: 33G9501 Rheem: 47-21776-01 Snyder General: 1395-329 Honeywell: ST74A 1004 ST74A 1020 ST74A 1038 White Rodgers: 90-621 Therm-o-Disc: 26E-10 Robertshaw: TD-10 	
ICM301	<ul style="list-style-type: none"> Simple time and temperature control Must Have external relays for Fan, Reversing Valve and Auxiliary Heat High installed base 	<ul style="list-style-type: none"> Rheem: 47-21776-06 ICM: DFOSP24A2 	
ICM302	<ul style="list-style-type: none"> Time and temperature control with Integral Anti-short Cycle Timer Outdoor fan and Reversing Valve Relay integrated into design Field wiring connections provided 	<ul style="list-style-type: none"> Nordyne: 621301A, 621579B, 621579C ICM: DFORB-AB1004 	
ICM303	<ul style="list-style-type: none"> Time and temperature control with integral Anti-short Cycle Timer Outdoor fan and Reversing Valve Relay integrated into design Safety Switch Lockout function included 	<ul style="list-style-type: none"> York: 9218-3741 03101251000 Evcon: 9218-374 ICM: DFORF 	
ICM304	<ul style="list-style-type: none"> Outdoor Fan and Reversing Valve Relay integrated into design Anti-banger feature energizes the Reversing Valve 10 seconds after the Outdoor Fan Relay allowing for pressure equalization 	<ul style="list-style-type: none"> ICP: 1069364 ICM: AF1013 with reset 	
ICM307	<ul style="list-style-type: none"> Simple time and temperature control Integral short cycle protection High installed base 	<ul style="list-style-type: none"> Lennox: 86G16 Ranco: DT2 Fast: 1093410 	
ICM315	<ul style="list-style-type: none"> Time and temperature control Solid state replacement for Ranco E15 control 	<ul style="list-style-type: none"> Ranco: E-15 Avion: DFT100 ICM: AA1010-EI5 	

HVAC

DEFROST CONTROLS

ICM Control	Model	Description	OEM Replacement
	ICM316	<ul style="list-style-type: none"> • Time and temperature control • Outdoor Fan and Reversing Valve Relay Integrated into Design • High Installed Base 	<ul style="list-style-type: none"> • Trane: CNT1642, CNT1152, 21C142827G01 • ICM: DFOR-AE1008
	ICM318	<ul style="list-style-type: none"> • Time and temperature control • Outdoor Fan and Reversing Valve Relay Integrated into Design • High Installed Base 	<ul style="list-style-type: none"> • Goodman: B1226008 • ICM: W1001-4
	ICM319	<ul style="list-style-type: none"> • Time and temperature control with Integral Anti-short Cycle Timer • Outdoor Fan and Reversing Valve Relay Integrated into Design 	<ul style="list-style-type: none"> • Nordyne: 624519A • ICM: DFORB24A21300
	ICM320	<ul style="list-style-type: none"> • Time and temperature control • Outdoor Fan and Reversing Valve Relay Integrated into Design • High Installed Base 	<ul style="list-style-type: none"> • Carrier: HK32FA006 • ICM: DFOR-AB1016
	ICM321	<ul style="list-style-type: none"> • Time and temperature control with Integral Anti-short Cycle Timer • Outdoor Fan and Reversing Valve Relay Integrated into Design 	<ul style="list-style-type: none"> • Carrier: CES01130063-00, CES01130063-01 • ICM: DFORB-AE1011
	ICM322	<ul style="list-style-type: none"> • Time and temperature control • Heat Active Reversing Valve Relay Integrated into Design • High Installed Base 	<ul style="list-style-type: none"> • Carrier: CES0130024-00
	ICM323	<ul style="list-style-type: none"> • Time and temperature control • Heat Active Reversing Valve Logic • Sensor Input for Defrost Terminate • Time & Temperature Terminate • 10-minute Fixed Defrost Time • Input Accumulates Actual Compressor Run Time • Pin-Selectable: 30/60/90 Minute Defrost Intervals • Integral Short Cycle Protection 	

DEFROST CONTROLS

REPLACES:

HK32EA001: Speedup defrost timing sequence:
Specified Time Interval Speedup Equivalent Time Interval

10 minute maximum defrost	2.3 seconds
30 minute timing sequence	7 seconds
60 minute timing sequence	14 seconds
90 minute timing sequence	21 seconds
120 minute timing sequence	28 seconds

HK32EA003/HK32EA008:

Speedup defrost timing sequence: 5 seconds (active upon release)

ASC delay: 5 minutes at startup and between heating calls


Forced DFT sequence: 30 seconds

Random start timer: 0-30 seconds

Quiet shift compressor delay: 30 seconds (HK32EA003),
70 seconds (HK32EA008)

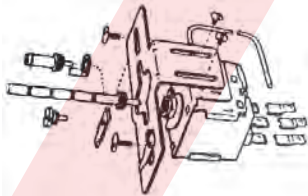
ICM350

A 3-in-1 replacement board for Carrier HK32EA001, HKEA003 and HK32EA008 boards. Special circuitry helps reduce noise disturbances when entering and exiting the defrost sequence on the 003 and 008 applications.



RAC COLD CONTROLS

ROOM AIR CONDITIONER TYPE A22-SPDT

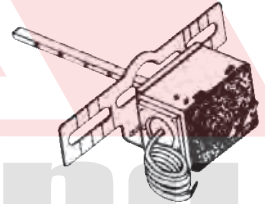


The A22 series controls will replace many OEM thermostats requiring a 3-wire SPDT application. Complete with mounting hardware and instructions.

<u>Part No.</u>	<u>Capillary</u>	<u>Range F°</u>
A22-2451	27" Straight	46-81
A22-2453	39" Bulb	59-90

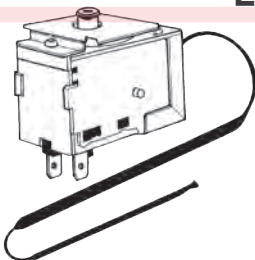
ROOM AIR CONDITIONER THERMOSTATS HEAVY DUTY

The A30X series controls have a 30 amp contact rating for those applications on high BTU units where a high amperage control is required.



<u>Part No.</u>	<u>Capillary</u>	<u>Range F°</u>	<u>Switch Type</u>
A30X450 (A30-450)	18" Air Coil	58-92	SPST
A30X451 (A30-451)	48" Standard	58-91	SPST
A30X452 (A30-452)	38" Bulb	58-91	SPST

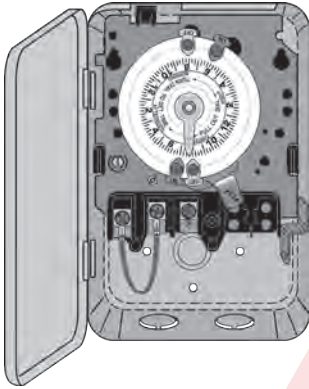
ENERGY CONSERVATION CONTROLS



Helps prevent wide variations in room temperature by sensing discharge and return air temperature, and limiting HEAT/COOL to a narrow range.

<u>Part No.</u>	<u>Switch</u>	<u>Range</u>	<u>Diff.</u>
C12-9024	SPDT	67-83	4
C17-9043	2SPDT	68-86 Clg./ 59-77 Htg.	4

GENERAL PURPOSE TIMERS



24 HOUR ELECTRO-MECHANICAL TIME CONTROLS

Features:

- Dial: 24 Hour, 2 ON and 2 OFF trippers.
- Switch Rating: 2 hp at 120 volts and 5 hp at 240 volts.
- Operations: Up to 10 ON/OFF operations per 24 hours.
- Minimum Setting: 1 hr. between ON/OFF, 2 hr. between OFF/ON.
- Enclosure: Non corrosive NEMA 1.
- For additional tripper pairs, order part number **STPIN**.

Parts
Connect®

- Steel Case Dimensions: 7.9" X 5.3" X 3"(20cm X 13.5cm X .7cm)
- Unit Weight: 2.87 lbs. (1300 grams)
- Temperature Range: -22°F to 158°F (-30°C to 70°C)

Part No	Volts	Switch	Paragon	Intermatic	Precision	Supco
T101	120	SPST	4001-00	T101	CD101	ST101
T102	240	SPST	4002-71	T102	CD102	ST102
T103	120	DPST	4003-00	T103	CD103	ST103
T104	240	DPST	4004-71	T104	CD104	ST104



TIME INITIATED, REMOTE TEMPERATURE, PRESSURE OR TIME TERMINATED

Automatically Selects Voltage • 120 or 208/240 Volt Defrost Timer

GRÄSSLIN™
by INTERMATIC®
DTAV40

- AUTOMATICALLY selects voltage 120 Or 208/240 V
- Real-Time Clock Face
- Red Or Green LEDs Indicate Defrost Or Run Cycle
- Captive Trippers Can't Be Lost
- Nema 3R Indoor Or Outdoor Enclosure Standard
- Independently Adjustable Trippers (15 Min Intervals)
- Fits Into Competitive Boxes • 40 Amp Rated Contacts
- Easy To Follow Instructions

PARAGON

8141-00	8046-00	8045-20
8143-00	8047-00	8046-20
8145-00	8141-20	8047-20
8041-00	8143-20	8245-20
8043-00	8145-20	8243-20
8045-00	8041-20	8247-20
	8043-20	

PRECISION

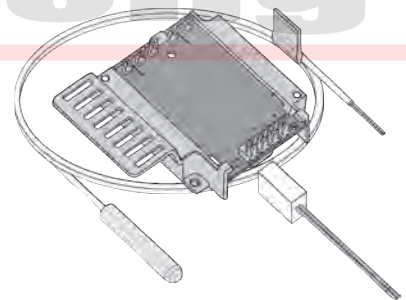
6141-00	6047-00	6043-20
6143-00	6141-20	6045-20
6145-00	6143-20	6047-20
6041-00	6145-20	6245-20
6043-00	6041-20	6243-20
6045-00		6247-20

REPLACES THESE TIMERS

ICUBE™ Adaptive Defrost Module DDFM

When added to an existing Grässlin™ DTAV40 - Defrost Control, provides the control with the ability to skip scheduled defrost events when they are not needed in order to save energy. Up to four thermistor probes may be added to the control in order to monitor multiple evaporator coils.

- One 10 ft (3.05 m) thermistor probe, with clip
- One 6 ft (1.83 m) input lead • Four wire connectors
- One dead front • Four #4-40 1/4" screws
- One ICUBE™ Adaptive Defrost Module, DDFM



ELECTRONIC REFRIGERATION CONTROLS

UNIVERSAL DEFROST TIMERS FROM PARAGON

The only multi-voltage defrost timers built and tested to refrigeration standards!

- Last 5 times longer than the competition. • Easy programming
- Will withstand the most rigorous refrigeration applications.
- Certified to UL873 standards for temperature indicating and regulating equip.
- Wire directly to 120 VAC, 208 VAC or 230 VAC w/o jumpers or switches
- Display shows defrost start time and duration
- 100 hours power loss protection for time and defrost

SPECIFICATIONS

Input Power : 120/208-240 VAC 60 Hz (+10, -15%)

Power Consumption: 6VA max, Defrost termination switch (terminal "G") input impedance to terminal. C: 85k +/-5%

Operating Voltage: 102 VAC min to 132 VAC max @ 60 Hz
176.8 VAC min to 264 VAC max @ 60 Hz

NOTE: No user-required adjustments to switch between the high and low voltage



Part No. Functions / with Metal Enclosure

9145-00 Time Initiate/Temperature, Pressure Terminate Defrost Timer

9045-00 Time Initiate/Time Terminate Defrost Timer with Metal Enclosure


COMMERCIAL REFRIGERATION DEFROST CONTROL

Features & Benefits

- Heavy-duty synchronous motor.
- Adjustable defrost initiation freq. 1 to 6/day
- Adjustable defrost duration: 4 to 110 min
- Contact Arrangements: Electric heat, hot gas, or off cycle defrost.
- Heavy duty steel case w/ knockouts sides, back & bottom • UL recognized

Specifications:

- 120 or 208/240 VAC 60 Hz
- 40 Amp non-inductive • Maximum HP: 2HP
- Pilot Duty: 670VA
- Operating Temperature Range: -35°F to +175°F
- Case Dimensions: 7.697" H x 4.4" W x 3.8" D
- Weight: S8040 Series 3.5 lbs.
S8141 Series 3.75 lbs.



Part No. Voltage NO NC Time initiated - Time Terminated

S804100	120	1	2
S804120	240	1	2
S804500	120	1	1
S804520	240	1	1

Time initiated - Pressure or Temperature Terminated

S814100	120	1	2
S814120	240	1	2
S814500	120	1	1
S814520	240	1	1

Replacement Drop-In Mechanism



DT814520M

for S814520 or 8145-20

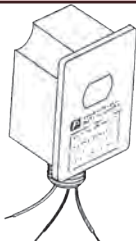


PHOTO CONTROLS

WILL AUTOMATICALLY CYCLE ON WHEN DARK AND OFF WHEN LIGHT OUTSIDE


Part No.	AC Line Volt/HZ	Load Rating AmpT/Watts/VA	Light Level (Ft. Candle)	On/Off
CW201-00	120/60	15/1,800/1,800	1/2/7	

COMMERCIAL REFRIGERATION

PARAGON TIMERS

TIME INITIATED-TIME TERMINATED


Used on hot gas or reverse cycle defrost systems and electric heat applications. Up to 6 defrost cycles per day with defrost times from 4 to 110 minutes in 2-minute increments. Gray NEMA type 1 indoor enclosure. Includes 4 dial pins. 60 Hz.



<u>Part No.</u>	<u>Contacts</u>	<u>Amps</u>	<u>VA</u>	<u>Volts</u>
8041	2NC-1NO	40	690	120
8041-20	2NC-1NO	40	690	208-240
8045	SPDT	40	690	120
8045-20	SPDT	40	690	208-240
8047-20	2NO-1NC	40	690	208-240

TIME INITIATED-TEMPERATURE TERMINATED

Used in conjunction with a temperature or pressure control on hot gas or compressor systems and electric heat applications. Up to 6 defrost cycles per day with defrost times from 4 to 110 minutes in 2-minute increments. Gray NEMA type 1 indoor enclosure. Includes 4 dial pins. 60 Hz.



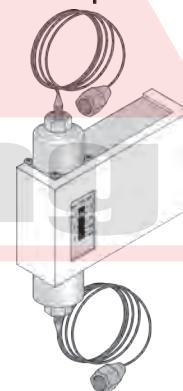
<u>Part No.</u>	<u>Contacts</u>	<u>Amps</u>	<u>VA</u>	<u>Volts</u>
8141	2NC-1NO	40	690	120
8141-20	2NC-1NO	40	690	208-240
8143-20	1NC-2NO	40	690	208-240
8145-0	SPDT	40	690	120
8145-20	SPDT	40	690	208-240

FD113-ZUK OIL PRESSURE SAFETY

Senses the effective oil pressure on pressure lubricate compressors. If inadequate oil pressure exists, a time delay is energized. If the oil pressure does not recover to safe levels within the time delay setting, the compressor is shut down. The time delay allows the compressor adequate time to establish oil pressure on start up and avoids nuisance shutdowns on pressure drop of short duration during the run cycle.

Features

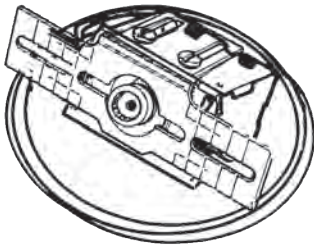
- Pressure range adjustable from 4 to 65 psid; Timer start pressure - timer stop pressure is 3 psid above timer start pressure
- A SPDT switch is used in the pressure portion of the control which allows the addition of a "safe-light" when desired
- Electronic Timer is Time-Adjustable from 20 to 150 seconds Supply voltage - 24 to 240 Volt AC/DC; Timing unaffected by voltage or ambient temperature variations
- A SPDT Manual Reset Switch is used in the Timer Module; Upon time-out, the compressor is stopped and an alarm circuit is energized; To restart the compressor and deenergize the alarm circuit, the reset button is pushed
- A factory installed Jumper allows the FD113 to be powered from a single source power; Should separate circuits be desired for the timer and "Lockout" switch, the Jumper can be removed



FD113ZUK

COLD CONTROLS

BEVERAGE COOLER CONTROLS



Ranco A30 series controls are compact and readily adaptable to nearly all commercial refrigerators and freezers. Complete with hardware and adequate capillary length to cover a wide variety of applications.

<u>Part No.</u>	<u>Range F°</u>	<u>Differential F°</u>	<u>Normal Normal Cap.</u>		
			<u>Out</u>	<u>In</u>	<u>Length</u>
A30-260	-5 to 36	6	16	22	72
A30-262	3 to 46	9 to 15	20	32	84
A30-263	-5 to 47	18 to 26	11	34	84

for TRUE REFRIGERATORS & FREEZERS

True Refrigerator Temperature Control - Freezer

(800303, 800313, 800337, 38898, 9530N1284)


Fits Models:

TUC-(27,27D,27G,44,48,48D,48G,60,60D-2,60G,67,67D-4,93)

TWT-(27,27D,44,48,48D,60,60D,67,93) -

Series: TBB, TDD, TPP, TSSU

<u>Part No.</u>	<u>Range °F</u>	<u>Cut-In °F</u>	<u>Cut-Out °F</u>	<u>Cap.</u>
61-032	-25 to +8	-8	-14	25"



True Refrigerator Temperature Control - Cooler

(800393, 800306, 400456, 9531N251)


Fits Models:

GEM/GEM Uprights, GDM, T, TS

<u>Part No.</u>	<u>Range °F</u>	<u>Cut-In °F</u>	<u>Cut-Out °F</u>	<u>Cap</u>
61-030	+14 to +40	+22	+18	42"

WATER COOLER CONTROLS

Ranco K Series water cooler controls will replace 80% of control needs for equipment from such makers as Ebco, Elkay, Sunroc, Halsey-Taylor, Kelvinator, Oasis, and General Electric.

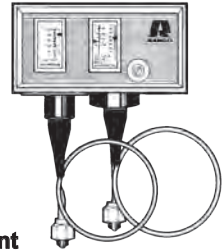


<u>Part No.</u>	<u>Range F°</u>	<u>Differential F°</u>	<u>Normal Normal Cap.</u>		
			<u>Out</u>	<u>In</u>	<u>Length</u>
K3001	37 to 61	7	46	53	48
K3002	7 to 66	27	23	50	36
A30-261	32 to 64	6	42	48	84

REFRIGERATION CONTROLS

DUAL PRESSURE CONTROLS

One SPST switch is operated by both the high pressure and the low pressure sides of the control. Fall of the low side below the low set point or Rise of The high side above the high set point will open the switch. Low cutout is temperature or safety control. High setting is safety cutout.



<u>Control Part No.</u>	<u>Range (VAC. or P.S.I.)</u>	<u>Differential (P.S.I.)</u>	<u>Power Element Length</u>	<u>Fittings</u>
SPST-Automatic Reset-Low Side Closes-High Side Opens On Rise				
O12-1502	Low Side 12 in.-50 High Side 150-450	5-35 70 Fixed	36	Flare Nut
O12-1506	Low Side 12 in.-50 High Side 100-250	5-35 50 Fixed	36	Flare Nut
O12-1549	Low Side 10 in.-100 High Side 150-450	10-40 70 Fixed	36	Flare Nut
SPST-Auto Reset ON Low Side-Manual or Automatic Reset ON High Side. Closes On Rise				
O12-4834	Low Side 10 in.-100 High Side 150-450	10-40 70 Fixed	48	Flare Nut
SPST-Manual Reset-Low Side Locks Open On Drop-High Side Locks Open On Rise				
O12-1594	Low Side 10 in.-100 High Side 150-450	10-Fixed 60 Fixed	36	Flare Nut

ENCAPSULATED PRESSURE CONTROLS

- Low Pressure, High Pressure, High Pressure Manual Reset and Fan Cycling
- Tamper Proof
- 1/4" Female SAE Mounting
- Automatic Reset and Manual Reset Versions
- Rated 24V, 125VA/110V, 375VA/240V, 375VA
- 18" Leads

HIGH PRESSURE

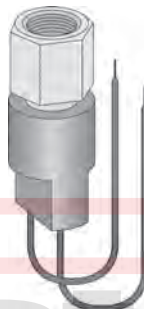
Tolerance ± 15 Psi

<u>Part No.</u>	<u>Open</u>	<u>Close</u>
PHP200150	200	150
PHP250150	250	150
PHP275195	275	195
PHP300200	300	200
PHP350250	350	250
PHP375265	375	265
PHP400200	400	200
PHP400280	400	280
PHP400300	400	300
PHP425300	425	300
PHP450250	450	250

LOW PRESSURE

Tolerance ± 5 Psi

<u>Part No.</u>	<u>Open</u>	<u>Close</u>
PLP0520	5	20
PLP1025	10	25
PLP1535	15	35
PLP2550	25	50
PLP2565	25	65
PLP2580	25	80
PLP4080	40	80
PLP5090	50	90



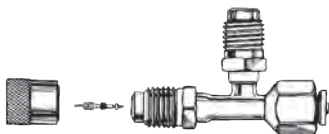
Automatic Reset



Manual Reset

TEE FITTING FOR EASY ADD-ON SYSTEM ACCESS

40386
(A31851)
3 PAK

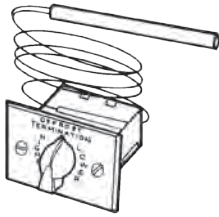


HIGH PRESSURE MANUAL RESET CONTROLS

The disc remains in the reversed position and the electrical contacts remain open until **both** the deactuation pressure is reached **and** the manual reset button is pushed.

<u>Part No.</u>	<u>Opens</u>	<u>Closes</u>
P100DA-1C	410	Lockout
P100DA-2C	475	Manual Reset

REFRIGERATION CONTROLS

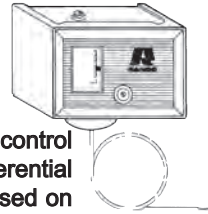


F25-107

SPDT FAN ON 20° DEFROST TERMINATION 40-75
 The F25 Control terminates defrost and delays the evaporator fan operation one electrical heat, hot gas and reverse cycle commercial refrigeration systems.

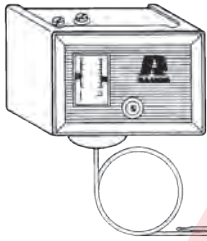
- Prevents warm, moist air from being circulated into the refrigerated space
- Remote bulb sensing
- Factory-fixed low event for fan delay
- Can be used with 7008-100 series defrost controls

O16-588



Popular temperature control with close (15°) differential for accurate control. Used on dispensers of soft drinks, soft ice cream, milk, etc.

RANGE - 15°F to + 40°F
72" Capillary



WIDE RANGE TEMPERATURE CONTROLS

Part No.	Range	Switch Action	Diff.	Length
O60-100	-35° to 95°	SPDT	~	96" cap.
O60-101	-35° to 95°	SPDT	3.5 to 50	Air Coil
O60-200	95° to 240°	SPDT	~	96" cap.

The ultimate in expanded wide range temperature control. Features a gas-filled, non-position-sensitive bulb. Is virtually unaffected by ambient temperature, senses from the bulb only. Nine revolutions of the range screw are used to cover the complete setting range providing 10x the setting sensitivity compared to typical wide range controls using less than a single revolution. Suitable for return air or space temperature sensing, defrost termination, fan delay and evaporator coil sensing. For most heating and industrial equipment applications.

RANCO ETC COMMERCIAL TEMPERATURE CONTROL

A microprocessor-based family of temperature controls designed to provide on/off control for commercial heating, cooling, air conditioning and refrigeration applications. Has a wide temperature range, one and two stage capability, selectable heating/cooling modes and multi-voltage input. Has a keypad lockout switch to prevent tampering with the control settings by unauthorized personnel.

Part No.	Stages	Switch	Voltage
ETC111000	1	SPDT	120/208/240
ETC112000	1	SPDT	24V
ETC211000	2	SPDT	120/208/240
ETC212000	2	SPDT	24V

1309007-044 Replacement Sensor. 1/4" x 2" long. 8' of #22 AWG Sensor cable. Resistance decreases with temperature increase. Splice new sensor into cable. Not polarity Sensitive



WIDE RANGE TEMPERATURE CONTROL

FEATURES: Wide Range controller, used in cooling applications where remote mounting of sensing element is required. Controls temperature in a duct, tank, freezer, or cooler. Controller element can be directly immersed in the controlled medium Maximum Ambient Temperature, 125° Capsule; 3/8 inch diameter, 5 1/4 inches long.



Part No.	Range (F)	Switch Action	Diff.	Copper Element Length
1609-94	35° to 57°	Close On Rise	3 to 20	6 feet
1609-101	-30° to 90°	Close On Rise	3.5 to 40	5 feet
1687-9	-30° to 90°	SPDT	4.5 to 40	8 feet

COMMERCIAL REFRIGERATION

Ranco® REFRIGERATION CONTROLS

MEDIUM TEMPERATURE CONTROL

Applications include Medium Temperature Cases, Chest/Upright/Reach-In Coolers, Walk-in Coolers, Hot Cabinets, Air Conditioning, Medical Refrigerators, Blood Banks, Data Centers and Milk Coolers



Features a single relay output, for cooling or heating purposes, combined to a cyclical timer for natural defrost. The natural defrost can be forced or performed through an off refrigeration cycle.

MT512EL2HP 12/24V, 1 SPDT Relay 16A, 1 NTC Probe

MT512E2HP 120/240V, 1 SPST Relay 16A, 1 NTC probe



Digital Controllers have additional features including an open-door indicator and datalogger for internal memory retention. Datalogging records the measured temperature and control output status at user-determined intervals along with other configurable parameters. Has a serial communication port to connect to the Sitrad® software. Free Sitrad Remote Management Software allows for connectivity to monitor and control your system from any location.

MT512E-LOG 120/240V, + Sitrad + Datalogger + 1 NTC probe

LOW & MEDIUM TEMPERATURE CONTROL

Applications include Low Temperature Cases, Chest/Upright/Reach-In Freezers and Walk-in Freezers.



For frozen goods, automates the defrosting process according to the needs of the facilities (intelligent defrosting). Has a normal setpoint and an economical setpoint, in addition to the quick freezing functionality and alarm functions indicating that the door is open. Has a powerful relay to drive compressors up to 2HP and the defrost output has a current capacity of 10 Amp.

TC-900E-2HP 120/240V, 2 Relays, NTC Probe Freezer Controller with three relay outputs and two temperature sensors. (Comp. / Fans/ Defrost)



As above + contains an hourmeter to count the operating hours of the compressor, and an internal real time clock that enables the creation of a defrost schedule for each day of the week. Besides, with the help of an internal auxiliary power supply, the clock keeps working even in case of a power fault for at least 72 hours.

TC-900E-LOG 120/240V, 3 Relays, Communication, NTC probe Freezer Controller with three relay outputs, two sensors, two digital inputs, Buzzer, Normal and economy setpoint modes and built-in datalogger + Sitrad

SENSOR (Thermistor)



SB70 NTC Sensor Probe 6' 7" in length -58F to 221F with sensor fused to cable

Ranco® REFRIGERATION CONTROLS

RS-485 SERIAL CONVERTERS

Used to connect to Sitrad Pro of up to 32 instruments with serial connection. It performs the communication between the controllers and the computer, by means of converting RS-485 signals from the controllers. Connected to the computer or Sitrad InBox by an USB cable.

CONV32 Interface to connect Controllers to Sitrad®software.
Connects via USB cable.



Acts as a data server, providing monitoring information with the Sitrad Pro program & Sitrad Mobile program. The inbox is a device capable of managing the data provided by the Full Gauge controllers installed in the communication network, sitrad being responsible for collecting, storing, monitoring and making information available. Allows remote access to information from a variety of applications, such as temperature, humidity, pressure and voltage data, from sitrad anywhere around the world. The built-in memory allows users to store controller database and plot graphs. The device enables direct connection of up to 32 instruments using its RS-485 communication port. It is also possible to collect controller data through the Wi-Fi, Ethernet and USB converters provided by Full Gauge Controls.

SitradInbox Server and Gateway for SITRAD compatible controllers, converts RS-485 in USB, WIFI, and ETHERNET.
SITRAD software pre-installed (no need for computer)



Enables communication between Full Gauge Controls controllers and Sitrad through a WiFi data network using the standard TCP/IP communication. Does not require Ethernet cabling to manage the installation.

TCP-485-WIFI Interface to connect Controllers to Sitrad®software.
Connects via WiFi data network.



ACCESSORIES

EasyProg allows storage of nine individual programmings. It can copy the information from a standard controller and then download it to other controllers without the need for connecting it to a PC. It can also be connected to the PC through a USB port and change the parameters using Sitrad 's Preset Editor. The communication with the instruments has a RS-485 port and a Serial TTL port. Portable, works with no batteries.

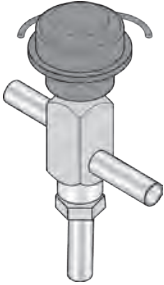


E-CASE Protective case for Evolution line controllers, prevents against water and moisture in the controller's terminals.



COMMERCIAL
REFRIGERATION

REFRIGERATION CONTROLS



LAC (Low Ambient Control.)Series Head Pressure Controls

A three way modulating valve that responds to discharge pressure.

<u>Part No.</u>	<u>Pressure Settings</u>	<u>Connections</u>
LAC-4-100	100 PSI	3/8" x 3/8" x 3/8" ODF
LAC-4-180	180 PSI	3/8" x 3/8" x 3/8" ODF
LAC-5-100	100 PSI	7/8" x 7/8" x 7/8" ODF
LAC-5-180	180 PSI	5/8" x 5/8" x 5/8" ODF

SINGLE LOW PRESSURE CONTROLS

For low pressure suction applications

<u>Control Part No.</u>	<u>Range</u>		<u>Differential (PSI)</u>	<u>Power Element Length</u>	<u>Fittings</u>
	<u>Low</u>	<u>High</u>			
<u>SPST - AUTOMATIC RESET - CLOSSES ON RISE</u>					
O10-1401	12 in.	-50	5-35	-	Male Flare
O10-1402	12 in.	-50	5-35	36	Flare Nut
O10-1483	10 in.	-100	10-40	36	Flare Nut
<u>SPDT - AUTOMATIC RESET - OPENS OR CLOSSES ON RISE</u>					
O16-527	10 in.	-100	10-40	36	Flare Nut

SINGLE HIGH PRESSURE CONTROLS

For high pressure discharge applications

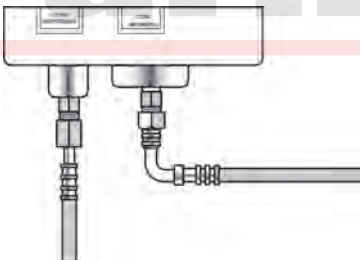
<u>Control Part No.</u>	<u>Range</u>		<u>Differential (PSI)</u>	<u>Power Element Length</u>	<u>Fittings</u>
	<u>Low</u>	<u>High</u>			
<u>SPST - AUTOMATIC RESET - CLOSE ON RISE</u>					
O10-2000	100-250		20-100	48	Flare Nut
<u>SPDT - MANUAL RESET - OPENS OR CLOSE ON RISE</u>					
O16-200	150-450		40 fixed	48	Flare Nut

FAN CYCLING CONTROLS

For cycling condenser fan(s) to maintain head pressure

<u>Control Part No.</u>	<u>Range</u>		<u>Differential (PSI)</u>	<u>Power Element Length</u>	<u>Fittings</u>
	<u>Low</u>	<u>High</u>			
<u>PST - AUTOMATIC RESET - CLOSSES ON RISE</u>					
O10-1894	100-400		35-150	-	Male Flare
O10-2054	100-400		35-150	36	Flare Nut
<u>SPDT - AUTOMATIC RESET - OPENS OR CLOSSES ON RISE</u>					
O16-108	100-400		35-150	36	Flare Nut

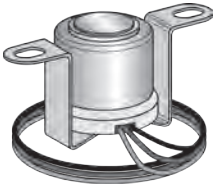
HIGH PRESSURE CONTROL HOSE



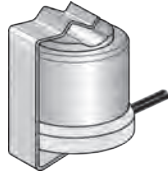
<u>Length</u>	<u>Straight</u>	<u>Straight x 90° End</u>
12"	78612	78712
24"	78624	78724
36"	78636	78736
48"	78648	78748
60"	78660	78760
72"	78672	78772

TRUE REFRIGERATION

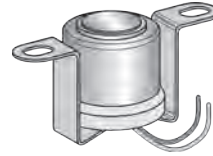
LIMIT SWITCHES



800316
37T23 L55-15



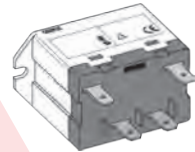
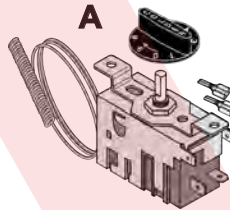
800317
37T31 L155-15
1/2" TUBE



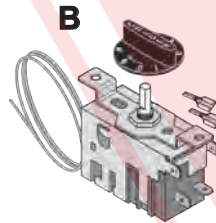
831999
(800360)
37T21 L60-35
29" LEADS

TEMPERATURE CONTROLS

Pic.	Part No.	Reference
A	800345	077B1264, 077B7199
B	800366	077B6806
A	800369	077B1212, 077B7174
B	800382	077B6856, 077B7163
B	800386	077B6871, 077B7188
A	883060	Temp Kit w/800345 & 800182 Relay, Wires, Cover & Hardware.



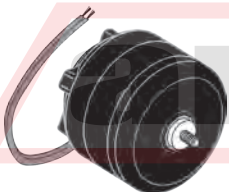
800182
RELAY
Included In
883060 Kit




DOOR GASKETS

Part No.	Width	Height.
810802	24 ⁵ / ₈	54 ¹ / ₈
810803	25 ⁵ / ₈	54 ¹ / ₈
810804	28 ¹ / ₈	54 ¹ / ₈
810809	22 ¹ / ₈	25 ³ / ₄

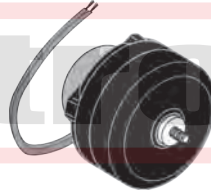
MOTORS 9 WATT 115V CLOCKWISE



800401
Evaporator
SP-B9BA16 W/Silencer/
Nut/Screws 1450 RPM.



800402
Condenser
SP-B9HS16
W/Silencer/Nut/Screws
1550 RPM.



800410
Evaporator w/Silencer/
Nut/Screws Low Temp
for Freezer Section,
1450 RPM.

DRAIN LINE HEATER

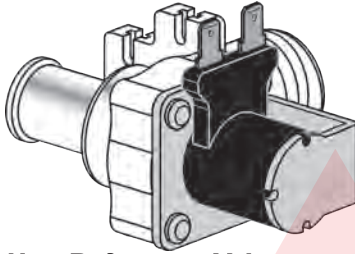


801805
32" Long
115 Volts 10 Watts
24" Leads

COMMERCIAL
REFRIGERATION

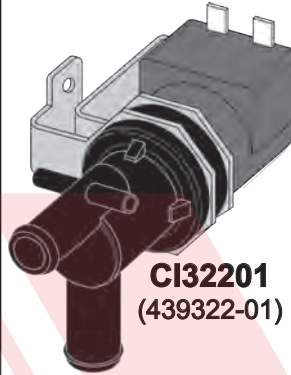
HOSHIZAKI ICE MACHINE

WATER VALVE




Part No.	Reference	Valve
CI11101	3U0111-01	J248-030
CI11102	3U0111-02	J248-032
CI11103	3U0111-03	J248-033
CI11104	3U0111-04	J248-072

WATER SOLENOID VALVE 120V



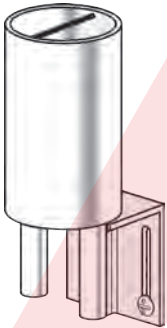
CI32201
(439322-01)

TOGGLE SWITCH



CI11901
(443119-01)


FLOAT SWITCH



CI62401
(4A3624-01)

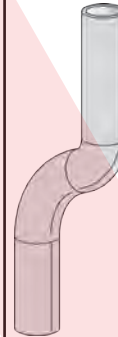
CI62402
(4A3624-02)

PUMP MOTOR ASSM.



CI0613
(PA0613)


SILICONE HOSE



1 FT.

CI13812
(773013812)

THERMISTOR KITS



CI3540
(HS-3540)

WITH SEAL

CIS005
(TS005)



HINGE SPRING CARTRIDGE (RIGHT)



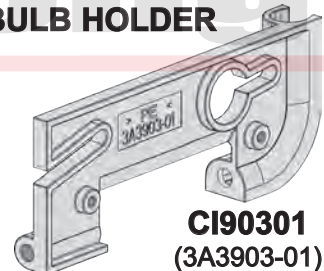
CI43801
(4A0438-01)

HINGE SPRING CARTRIDGE (LEFT)



CI43802
(4A0438-02)

BULB HOLDER

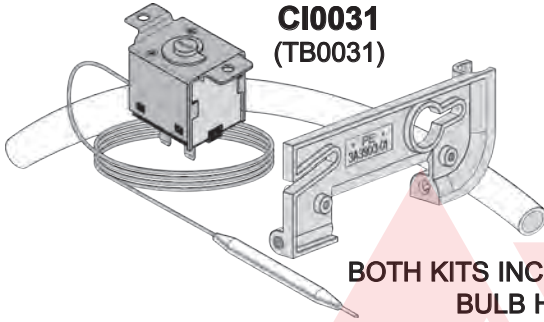


CI90301
(3A3903-01)

HOSHIZAKI ICE MACHINE

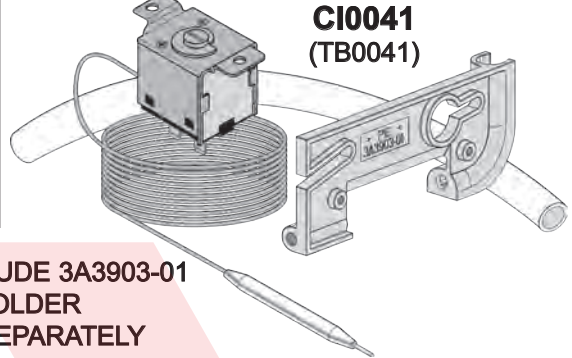
THERMOSTAT KIT, BIN

CI0031
(TB0031)



THERMOSTAT KIT, BIN

CI0041
(TB0041)

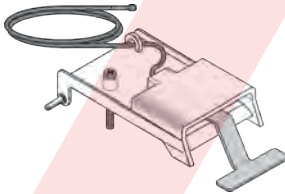
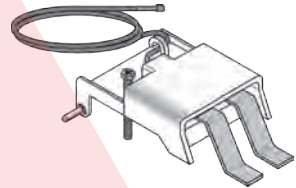


BOTH KITS INCLUDE 3A3903-01
BULB HOLDER
AVAILABLE SEPARATELY

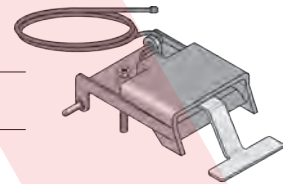
MANITOWOC ICE MACHINE

ICE THICKNESS SENSOR for MANITOWOC

Part No.	Description	Series
CI9963 (7619963)	1/4" Terminals 29" Wire Leads	E0200, E0400, E0600 G0150, G0600, G0800, H0200



Part No.	Description	Series
CI8029 (2008029)	5 5/8" X 3 1/4" 47" Wire Lead	CDV, JC, QY SD, SR, SY
CI7813 (7627813)	4" X 3 1/4" White	BD, BR, BY, JD, JR, JY PY, PD, QD, QR
CI1603 (7601603)	4" X 3 1/4" Gray 14" Leads	Q, QD, QR, QY

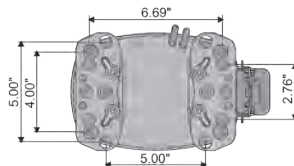
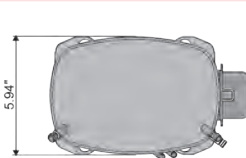
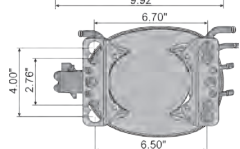
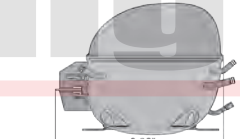
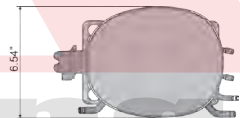


COMPRESSORS for MANITOWOC

Part No.	Capacity*	HP	Voltage	Cross Reference
NF7CLX-1	1545 LBP	1/3+	115V	7601323, 8251193
SC15MLX-1	9433 HBP	3/4	115V	00002206
SC15MLX-2	9433 HBP	3/4	230V	00002207
SC18MLX-1	11135 HBP	1	115V	8253493

All above use R404a refrigerant

SECCP



SC Series

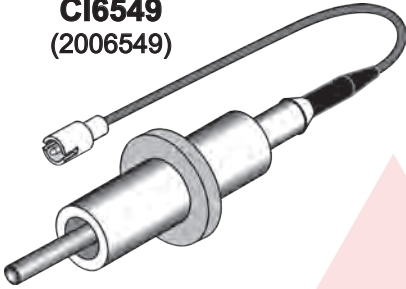
NF Series

COMMERCIAL
REFRIGERATION

MANITOWOC ICE MACHINE

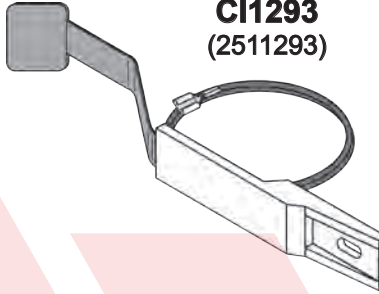
WATER LEVEL PROBE

CI6549
(2006549)



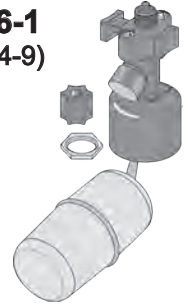
WATER LEVEL PROBE

CI1293
(2511293)



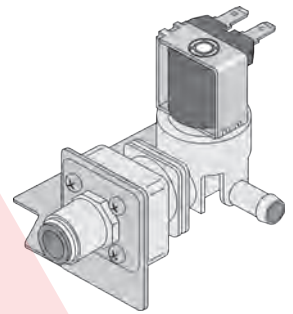

FLOAT VALVE

RM296-1
(83-6904-9)



WATER INLET VALVE

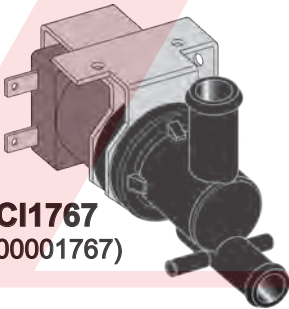
Part No.	Ref	Coil/Voltage
CI7965	000007965	Blue - 120V
CI7966	000007966	Red - 240V



Part No.	Ref	Coil/Voltage	Flow
CI9120	000009120	Tan - 120V	0.5 gpm
CI9122	000009122	Gray - 240V	0.78 gpm
CI9123	000009123	Tan - 120V	0.78 gpm


DISPENSE VALVE 120V

CI1767
(000001767)

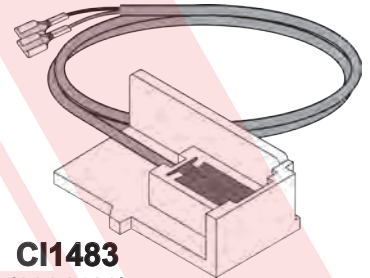


MAGNETIC BIN SWITCH

CI7888
(000007888)

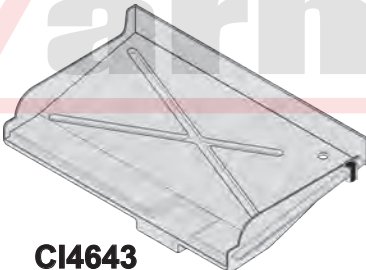


CI1483
(2301483)



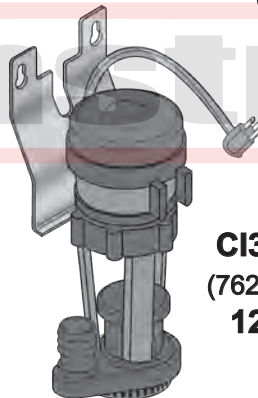
WATER CURTAIN

CI4643
(4304643)

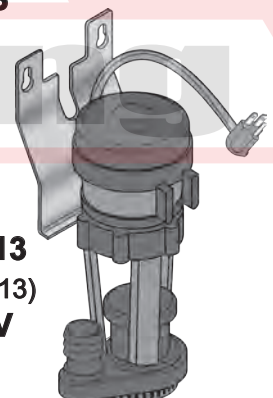


WATER PUMP

CI3063
(7623063)
120V



CI6013
(7626013)
230V

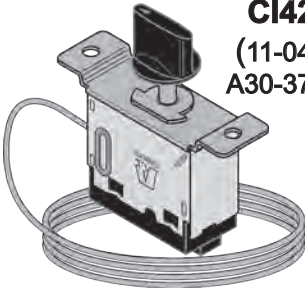


SCOTSMAN ICEMAKER

BIN THERMOSTAT CONTROL

CI42722

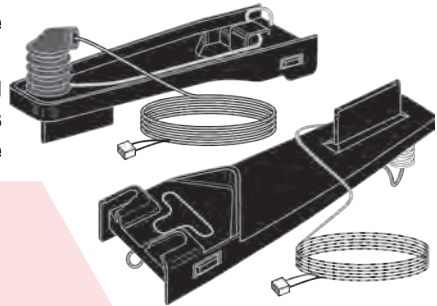
(11-0427-22
A30-3722-00)



ICE LEVEL CONTROL

**MUST BE REPLACED
AS A SET.**

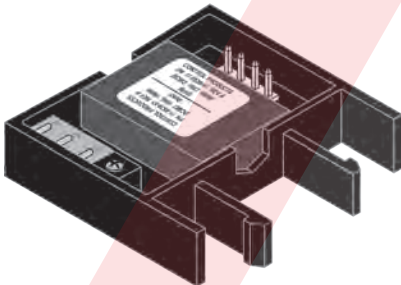
One is a sender the other is a receiver. The one with the long (red & black) wires goes to the right side of the cabinet.



CI54021

11-0540-21

SUMP LEVEL CONTROL



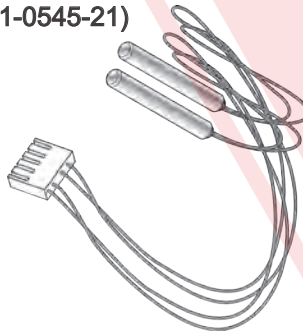
CI53951

(11-0539-51)

TEMPERATURE SENSOR

CI54521

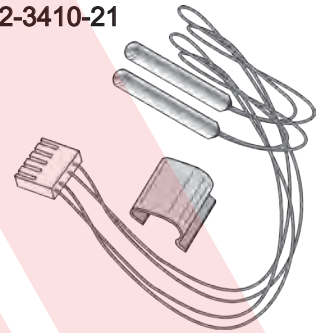
(11-0545-21)



TEMPERATURE SENSOR KIT W/CLIP

CI41021

02-3410-21



CM³ SERVICE CONTROLLER



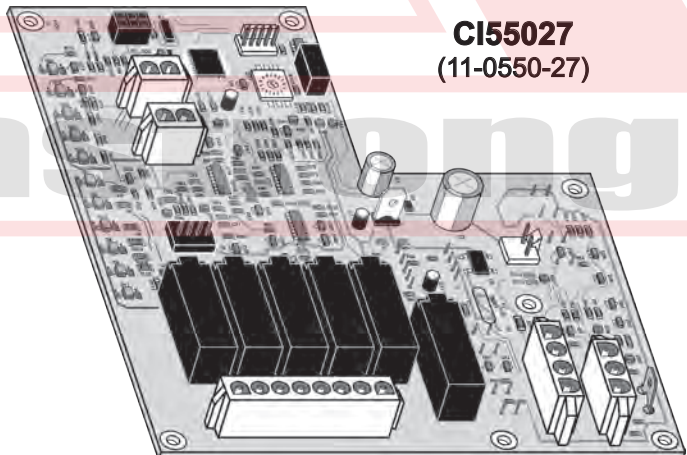
CI83824

(12-2838-24)

CONTROL BOARD (PRODIGY)

CI55027

(11-0550-27)

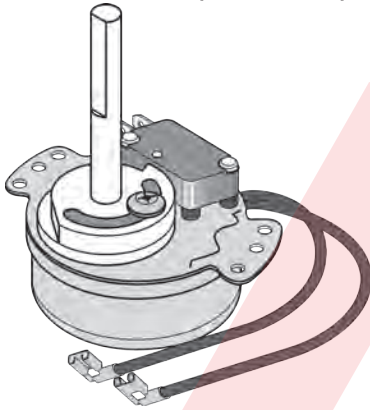


COMMERCIAL
REFRIGERATION

SCOTSMAN ICEMAKER

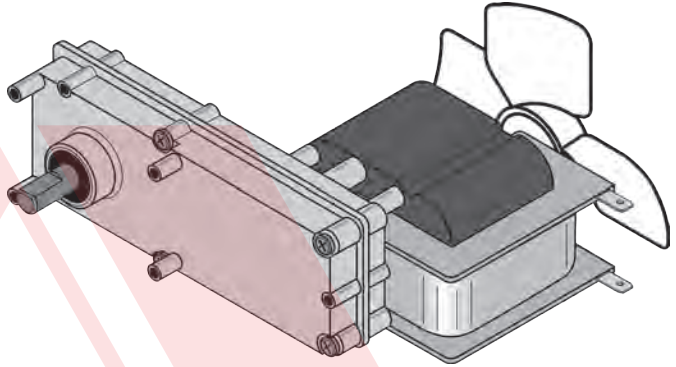
SWITCH & TIMER

CI31721
(12-2317-21)



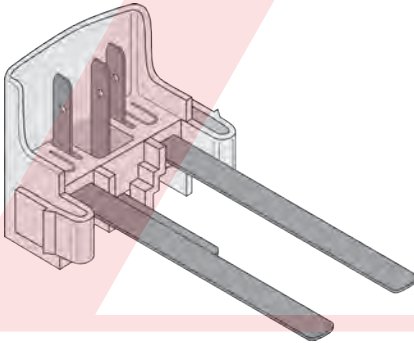
GEAR MOTOR WITH FAN 115V

CI67721
(12-2677-21)



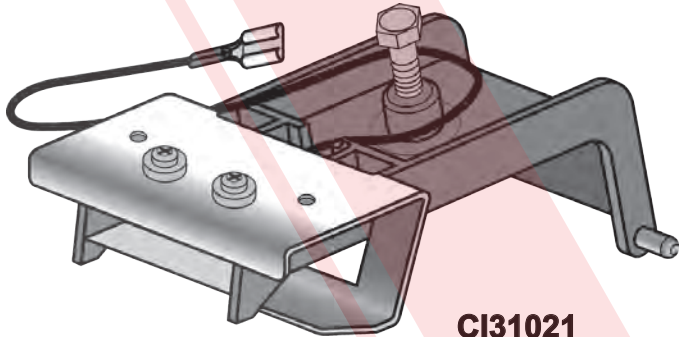
WATER LEVEL SENSOR

CI30021
(A39030-021)

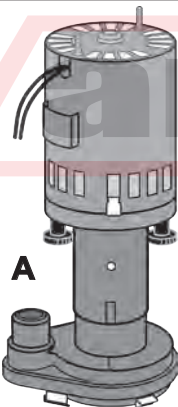


ICE THICKNESS SENSOR

CI31021
(A39031-021)



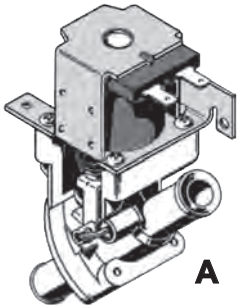
PUMP ASSEMBLIES



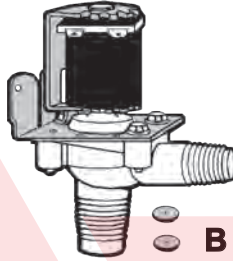
Part No.	Ref No.		Voltage
CI58621	12-2586-21	GPP-4SC-1FSA	120
CI58623	12-2586-23	GPP-4SC-2FSA	240
CI58627	12-2586-27	GPP-4SC-1FSC	120 (4.39 gpm)
CI71421	12-2714-21	GPP-6SC-4FS	240

SCOTSMAN ICEMAKER

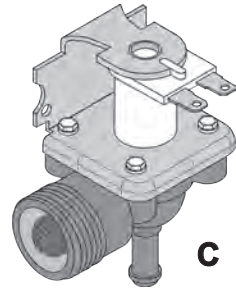
WATER VALVES



A

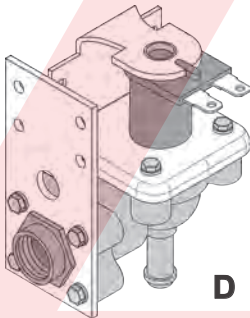


B

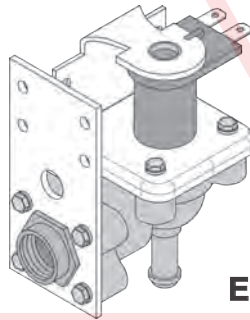


C

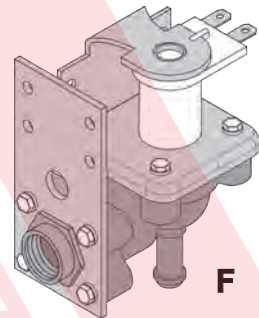
<u>Pic</u>	<u>Part No.</u>	<u>Ref No.</u>		<u>Coil Color</u>	<u>Coil Voltage</u>	<u>Type</u>
A	CI51401	11-0514-01	IMV1401	Green	120	Dump
A	CI51402	11-0514-02	IMV1402	Red	240	Dump
B	CI64601	12-1646-01	IH2005	Black	120	Inlet
C	CI44626	12-2446-26	IH2010A	White	240	Inlet
D	CI54801	12-2548-01	IH2548-01	Brown	24	Inlet
D	CI66601	12-2666-01	IH2666-01	Brown	24	Inlet
E	CI92201	12-2922-01	IMV2201	Blue	115	Inlet
F	CI92202	12-2922-02	-	White	240	Inlet



D

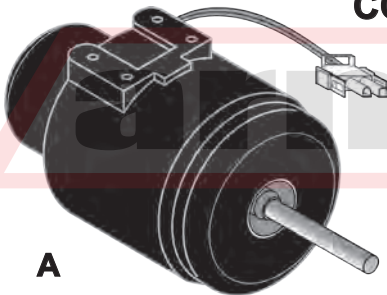


E

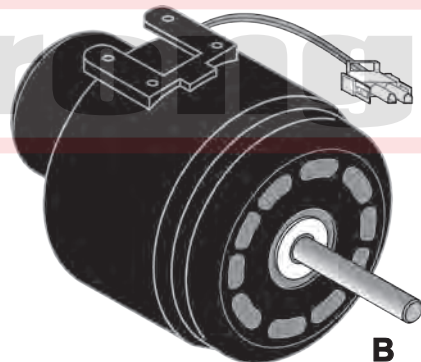


F

CONDENSER MOTORS



A



B

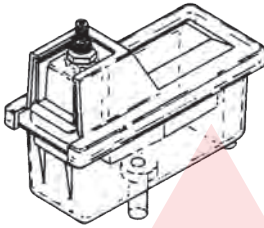
<u>Pic</u>	<u>Part No.</u>	<u>Ref.</u>	<u>Voltage</u>
A	CI50501	18-5505-01	115
A	CI50511	18-5505-11	230
B	CI82901	18-8829-01	230

COMMERCIAL
REFRIGERATION

COMMERCIAL ICE MACHINE

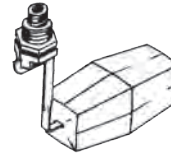
VALVE AND RESERVOIR ASSEMBLIES

Exact Replacement for Scotsman, Mile High And Kold-Draft

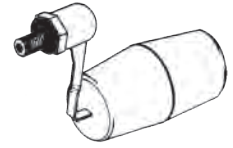


FLOAT ASSEMBLIES

All Brass Body With Stainless Steel Arm



VERTICAL



HORIZONTAL

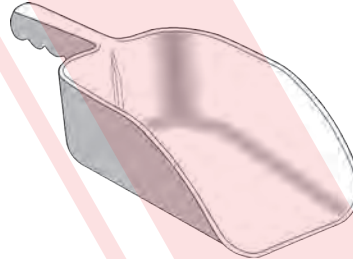
<u>Part No.</u>	<u>Used on</u>	<u>Inlet Connection</u>
107-2211	Mile High, McQuay	Vertical, 1/4" Comp.
107-2231	Kold-Draft	Vertical, 1/8" MPT
107-2241	Scotsman	Horizontal, 1/4" Comp.

<u>Float Assm.</u>
RM292-1
RM292-3
RM292-12

ICE SCOOPS



PS621
2 QUART
ICE SCOOP




PS830
3 QUART
ICE SCOOP

A12 SERIES DIRECT REPLACEMENT CONSTANT CUT-IN CONTROLS

One-for-one replacements for vending machines, automatic beverage dispensers and reach-in coolers. Reliable off-cycle defrost. SPST switch with Off position. Includes Knob.

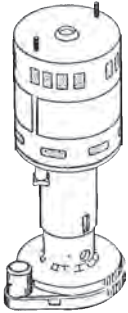
ORDERING DATA



<u>Part No.</u>	<u>Normal Off (°F)</u>	<u>Warm Off (°F)</u>	<u>Cold Off (°F)</u>	<u>Cut-In (°F)</u>	<u>Capillary Length</u>
A12-1506	15	22	9	38	39 x 3/8 x 1 1/2"
A12-700	18	26	11.5	37	84"
A12-701	23.5	31	15	41	84"
A12-1560	24	29	19	38	72"

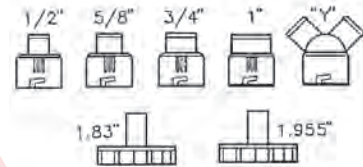
COMMERCIAL ICE MACHINE

ALL PURPOSE ICE MACHINE REPLACEMENT PUMP



FEATURES

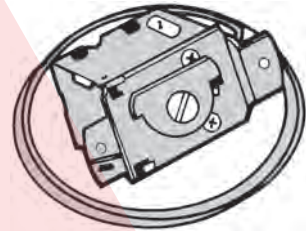
- One replacement pump to replace almost any ice machine pump.
- 5 discharge adapters 1/2", 5/8", 3/4", 1" and "Y"
- 4 sizes of impellers 1.75" DIA., 1.83" DIA., 1.955" DIA., 2.10" DIA. For the exact performance.
- Dual voltage 115/230 v. motor



BRP-AP1

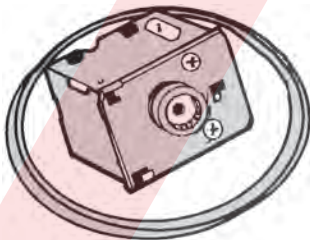
ICE BIN LEVEL CONTROL

Direct replacement for controls on Scotsman, McQuay, York, and many other brands of ice machines.



<u>Part No.</u>	<u>Switch</u>	<u>Range</u>	<u>Sensing Elem.</u>
A22-1129	SPDT	35° to 51°	48" Cap.

ICE HARVEST CONTROL



Adaptable replacement for ice machine applications. Parts and instructions included for easy installations.

<u>Part No.</u>	<u>Switch</u>	<u>Range</u>	<u>Sensing Elem.</u>
A22-4506	SPDT	-19° TO 22°	72" Cap.

WHITE RODGERS CONTROL FOR ICE MAKING EQUIPMENT

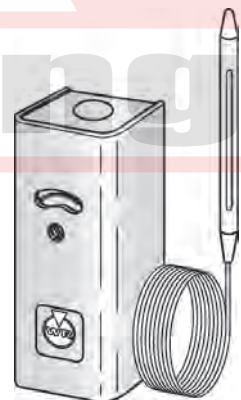
FEATURES: Control is actuated by temperature at sensitive Hydraulic-Action bulb which is nickel-plated to meet sanitary requirements. Control automatically starts and stops operation to maintain desired level of ice cubes or chips in dispensing bin. Mounts at any angle with bulb in any position for proper control of equipment. Adjustable differential and dial calibrated in F° permit exact settings to match applications.

16 AMP SWITCH (120V) closes on temperature rise

Range : 35° to 57°F

Adjustable differential 3 to 20°F

1609-94



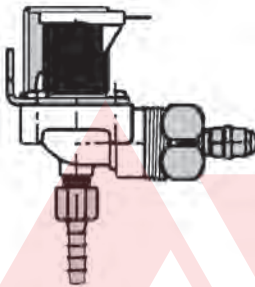
COMMERCIAL
REFRIGERATION

COMMERCIAL VALVES

SCOTSMAN KITS

IH2410-21


115V .22 GPM
 Garden Hose inlet with
 1/4" straight flare
 male brass fitting x
 1/4" compression with
 barbed brass fitting for
 .25 ID tubing
 Scotsman 12-2410-01



IH2010A 240 V

Replaces Scotsman:
 12-2446-02
 12-2446-04
 12-2446-06
 12-2446-22
 12-2446-24
 12-2446-26

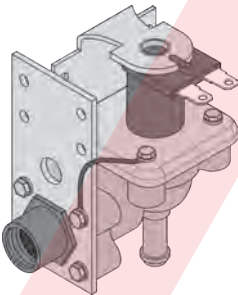
No brass
 fittings
 required



Kit Includes: .50 Flow Washer
 .75 Flow Washer
 1.0 Flow Washer

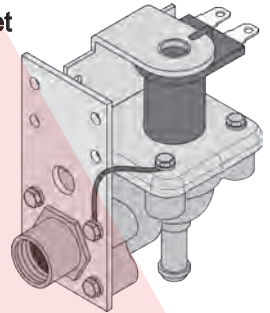
24 VAC
 3/8"-18 NPTF Inlet &
 3/8" ID Hose Barb Outlet

IH2548-01
 Scotsman: 12-2548-01



120 VAC
 3/8"-18 NPTF Inlet &
 3/8" ID Hose Barb Outlet

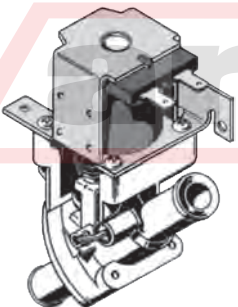
IMV2201
 Scotsman: 12292201
 1.25 GPM



IH2666-01
 Scotsman 12-2666-01
 2.7 GPM

SCOTSMAN DUMP VALVE


Inlet: 1 1/16" ID Hose
 Outlet: 5/8" ID Hose
 208/240 VAC
 38 Watt Coil
IMV1401
 Scotsman: 11051401



120 VAC
 28 Watt Coil
IMV1402
 Scotsman: 11051402

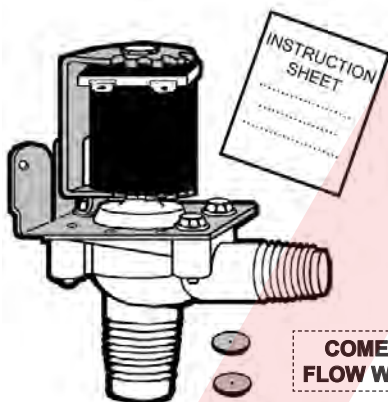
Inlet: 3/4" 11 NHT
 Outlet: 1/2" ID Hose
 120V AC
 Coil: 10 Watts

IMV1304
 Scotsman: 12231304
 0.75 GPM



COMMERCIAL VALVES

**EIGHT Commercial Ice Machine KITS
to replace 37 Scotsman Water Inlet Valves**



1/4" MIPT INLET

NO BRACKET

Part No.	Volts	Outlet
IH2004	120	1/4" MPT
IH2004A	230	1/4" MPT
IH2006	120	1/2" HOSE
IH2006A	230	1/2" HOSE

1/4" MIPT INLET WITH MOUNTING BRACKET

Part No.	Volts	Outlet
IH2005	120	1/4" MIPT
IH2005A	230	1/4" MIPT
IH2007	120	1/2" HOSE
IH2007A	230	1/2" HOSE

Replaces Scotsman	Horton Kit No.	Robertshaw	Flow Washer (GPM)	Coil Voltage	Replaces Scotsman	Horton Kit No.	Robertshaw	Flow Washer (GPM)	Coil Voltage
#12-1434-01	IH-2004	IMV4022	none	120	#12-1646-01	IH-2005	IMV4021	0.50	120
#12-1434-02	IH-2004		0.25	120	#12-1646-02	IH-2005	IMV4011	0.15	120
#12-1434-03	IH-2004A		0.25	230	#12-1646-03	IH-2005A		0.15	230
#12-1434-04	IH-2004		0.50	120	#12-1646-04	IH-2005A	IMV4012	1.00	230
#12-1434-05	IH-2004A	IMV4015	0.50	230	#12-1646-05	IH-2005	IMV4019	1.00	120
#12-1434-06	IH-2004A		none	230	#12-1646-06	IH-2005A	IMV4000	0.50	230
#12-1434-08	IH-2004		none	120	#12-1646-07	IH-2005		0.15	120
#12-1434-09	IH-2004		none	120	#12-1646-08	IH-2005A		0.15	230
#12-1434-10	IH-2004A		none	230	#12-1646-10	IH-2005A	IMV4001	0.50	230
#12-1900-01	IH-2006	IMV4009	0.50	120	#12-1646-11	IH-2005A	IMV4023	0.75	230
#12-1900-02	IH-2006A		0.50	230	#12-2261-01	IH-2007	IMV4003	0.33	120
#12-1900-03	IH-2006		0.50	120	#12-2261-02	IH-2007A	IMV4004	0.33	230
#12-1900-04	IH-2006-A		0.50	230	#12-2261-03	IH-2007A	IMV4005	0.75	230
#12-1900-05	IH-2006		0.25	120	#12-2261-04	IH-2007	IMV4026	0.75	120
#12-1900-06	IH-2006A		0.25	230	#12-2313-01	IH-2007	IMV4030	0.33	120
#12-1900-07	IH-2006	IMV4025	0.75	120	#12-2313-02	IH-2007A	IMV4029	0.33	230
#12-1900-09	IH-2006A		0.75	230	#12-2313-03	IH-2007A	IMV4028	0.75	230
#12-1900-10	IH-2006	IMV4010	0.33	120	#12-2313-04	IH-2007	IMV4027	0.75	120
#12-1900-11	IH-2006A		0.33	230					

COMMERCIAL
REFRIGERATION

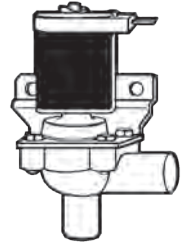
COMMERCIAL VALVES

MANITOWOC DUMP VALVE

460

Dump Valve
11/16" ID inlet x 5/8" ID outlet

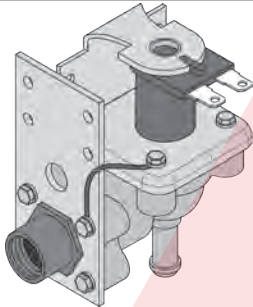
Manitowoc Dump Valve (120 V)
Hoshizaki Dump Valve (120 V)
Scotsman 207CB (120 V)



460A/240

Dump Valve
11/16" ID inlet X 5/8" ID outlet

Manitowoc Dump Valve (240 V)
Hoshizaki Dump Valve (240 V)
Scotsman 207CB (240 V)

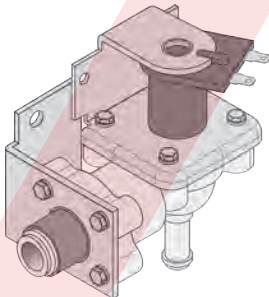


56675

Fill Valve Maniwoc .75 GPM 120 V
3/8" - 18 NPTF inlet X 3/8"
ID hose barb outlet 2405283

56675A240

Fill Valve Maniwoc .75 GPM 240 V
3/8" - 18 NPTF inlet X 3/8"
ID hose barb outlet 2405293



IMV0402

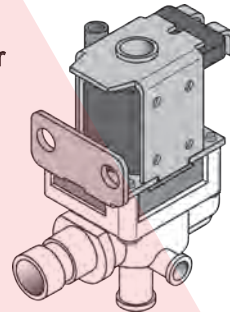
240V
0.75 - 3.00 GPM

Inlet: 3/8" 18 FNPT
Outlet: 3/8" ID Hose
Terminals: 1/4" Male

Manitowoc 00000402

CB102

120 VAC 12 Watts
Commercial Coffee Brewer
Water Valve GS-56 with
Venting Elbow
Flow Rate: 1.43 GPM
Inlet: 5/8" OD with
O ring groove
Outlet: 1/2" ID Hose
Grindmaster 61102

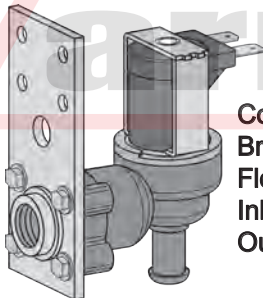


CB826

120 VAC 5 Watts

Commercial Coffee
Brewer Water Valve S-101
Flow Rate: 1.0 - 1.3 GPM
Inlet: 3/8" 18 NPT
Outlet: 3/8" ID Hose

Wilbur Curtis WC826L

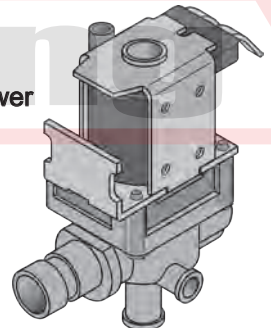


CB880

120 VAC 12 Watts

Commercial Coffee Brewer
Water Valve GS-56 with
Venting Elbow
Flow Rate: 1.43 GPM
Inlet: 5/8" OD with
O ring groove
Outlet: 1/2" ID Hose

Wilbur Curtis WC880




COMMERCIAL ICE MACHINE FILTERS

COMMERCIAL ICE MACHINE FILTER CHLORINE TASTE & ODOR REDUCTION WITH SCALE INHIBITOR

12" Long x 2" Dia.

Parts
Connect



SERVICE LIFE	6 Months/2000 Gal.	
MAXIMUM FLOW	.50 GPM	(1.9 LPM)
MAXIMUM PRESSURE	125 PSIG	(8.6 bar)
MAXIMUM TEMPERATURE	100°F	(38°C)
MINIMUM TEMPERATURE	35°F	(2°C)

Part No.	Description
ICEF1P	12" lg. x 2" dia. Filter (Chlorine, Taste, Odor Reduction)
ICEKIT	Filter Kit w/Fittings, Mounting Clips & 12"

Kit Includes:

- 1 - **ICEF1** Filter
- 2 - **C68-4-4** Lead Free Fitting 1/4" Comp. X 1/4" MPT
- 2 - **PFO-2** Clip
- 2 - **Mounting Screw**
- 1 - **LAB1912** 1/4" Comp X 1/4" Comp. Braided, Hose 12" Long

System Tested and Certified by NSF International against ANSINFSF Standard 42 For the reduction of Chlorine, Taste, & Odor

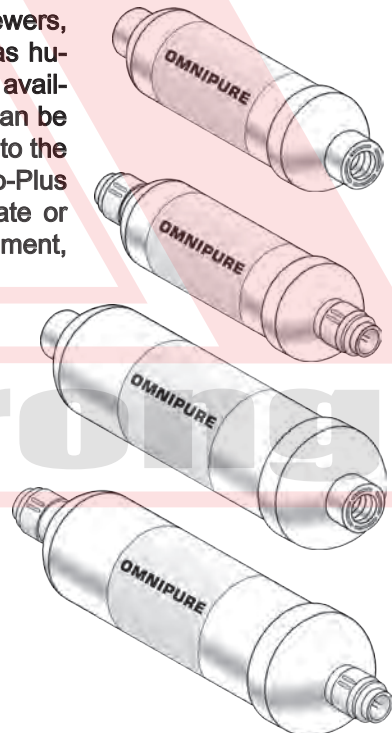


MICRO PLUS COMPATIBLE FILTERS

A series of filters made for ice machines, coffee urns and brewers, beverage machines and other water using equipment such as humidifiers and steamers. The Micro-Plus compatible filters are available in a variety of size capacities, from the 6" inline, which can be used on equipment using up to 12.5 gallons of water per day, to the 12" inline for treating up to 100 gallons of water per day. Micro-Plus compatible filters are designed and manufactured to eliminate or reduce water related issues such as lime scale build up, sediment, and tastes or odors.

- Eliminate Lime Scale Formation
- Remove Silt, Sediment & Other Suspended Matter
- Complete Treatment for Up to Six Months
- Remove Chlorine & Other Objectionable Tastes/Odors
- Carbon w/Polyposphate + Screen

Part No.	Size	Fittings
P2386-SCREENS	2" X 6"	1/4" FPT
P2586-SCREENS	2" X 10"	1/4" FPT
P2586-4JG-SCREENS	2" X 10"	1/4" JG
P5586-SCREENS	2½" X 10"	1/4" FPT
P5586-4JG-SCREENS	2½" X 10"	1/4" JG
P5686-SCREENS	2½" X 12"	1/4" FPT
P5686-4JG-SCREENS	2½" X 12"	1/4" JG



COMMERCIAL
REFRIGERATION

COMMERCIAL ICE MACHINE

Nu-Plus™ Cartridge Replacement by Everpure®

nu-i20002

Reduce water-related ice machine problems caused by dirt, objectionable tastes and odor and by scale buildup. Precoat submicron filtration reduces particles as small as 1/2 micron along with chlorine and other offensive contaminants, and the feed of 6R Micromet® inhibits scale buildup caused by dissolved minerals. NSF Certified under NSF/ANSI Standards 42 and 53.

- Pre-coat filtration with Micro-Pure® II antibacterial protection
- Premier 6R Micromet scale control
- Cyst reduction

4621-10

Capacity:

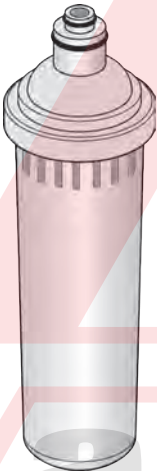
9,000 gallons

750 lbs. for most cubers

1,500 lbs. for most flakers



OMNIPURE nu-i2002 Compatible Cartridge Replacement Special Media - ELF Series



X-Large Flow 15" Carbon Block
1 Micron W/ Phosphate & Anti-Microbial
20,000 Gallon

PELF-15CB-1MP-AM

NICKEL SAFE ICE MACHINE CLEANER

Nonfoaming, nonfuming cleaner that quickly removes scale from stainless steel and nickel-plated steel. Contains a blend of organic and inorganic acids that removes the lime scale, while inhibitors minimize corrosion. USDA rated.



Part No.	Size
NGC-1/2P (6660-8, 4287-34, IMC-1/2P)	8 oz.
NGC-1 (6660-1, 4287-08, IMC-1)	1 Gal.




ICE MACHINES

Your **w.d. armstrong** distributor is the authorized source for products from

Parts Connect™

• Affordable • 70 lb. per day capacity • 15" Wide



- 70 lb/day capacity
- 27 lb. Storage Capacity, Removable Storage Bin
- LED Light
- Adjustable Ice Sizes:
- 15" Width
- 24" Deep
- 33¼" High
- Reversible Door
- Brushed Stainless Steel Door

- Built-In Filter
- Front Venting
- Wash Cycle
- 1 Year Warranty

IM70

Equipped with casters in the front & back for easy relocation. Leveling legs are also located in the front. Screw the leveling legs clockwise until the front casters touch the ground. When the desired location is reached, screw the leveling legs counter-clockwise lifting the front casters off the ground.

Complete with:

- Ice Scoop
- 9' installation Hose
- Drain Hose
- (2) Front Casters

Parts Breakdown on Page 374

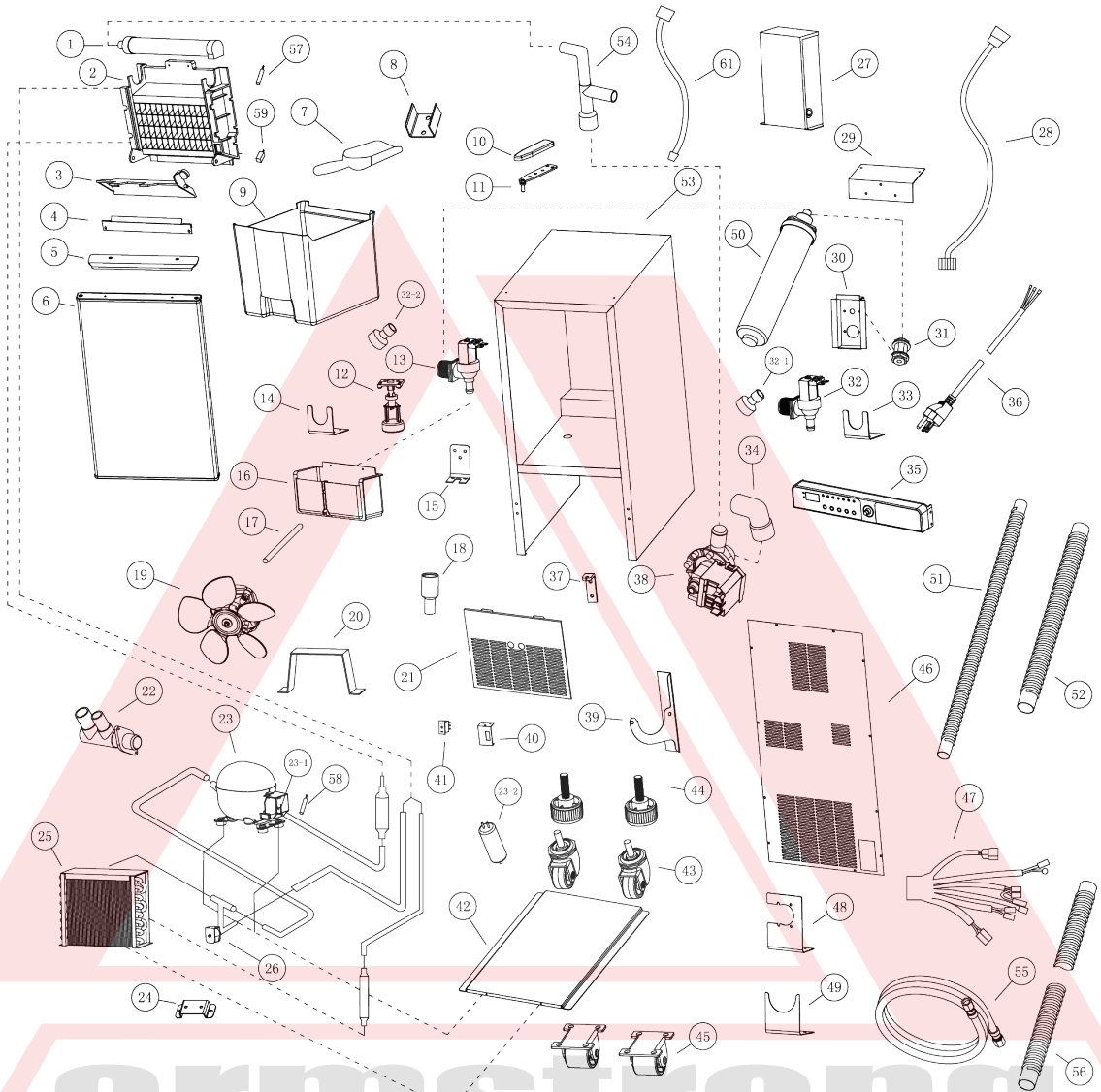


PAL5641P
Built-In Filter for IM70



COMMERCIAL REFRIGERATION

PARTS BREAKDOWN IM70 ICE MACHINE



01 3011827
 02 3281702
 03 3011828
 04 3030304
 05 3011811
 06 3282002
 07 3010426
 08 3030303
 09 3011825
 10 3011803
 11 3040324
 12 3300616

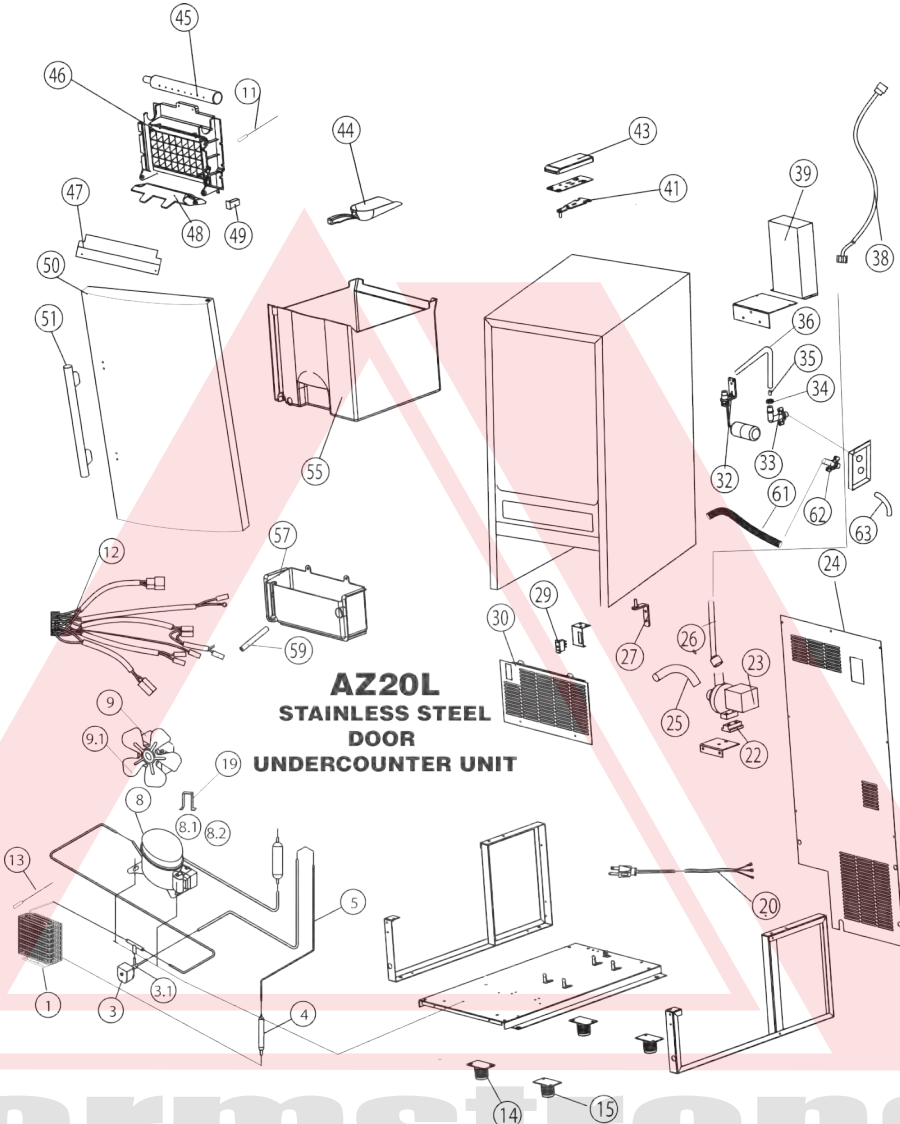
13 3210322
 14 3040326
 15 3030302
 16 3011824
 17 3070329
 18 3012002
 19 3220702
 20 3040327
 21 3030506
 22 3011815
 23 3220701
 24 3040328

25 3281701
 26 3210320
 27 3212501
 28 3231104
 29 3040331
 30 3040323
 31 3020815
 32 3210322
 33 3040322
 34 3070322
 35 3212502
 36 2081503

37 3040325
 38 2051505
 39 3040330
 40 3040329
 41 3210716
 42 3030505
 43 3070323
 44 3281503
 45 3281502
 46 3030504
 47 2081502
 48 3040321

49 3040320
 50 PAL5641P
 51 3283002
 52 3283001
 53 3282001
 54 3070323
 55 3283005
 56 3283003

PARTS BREAKDOWN AZ20L ICE MACHINE

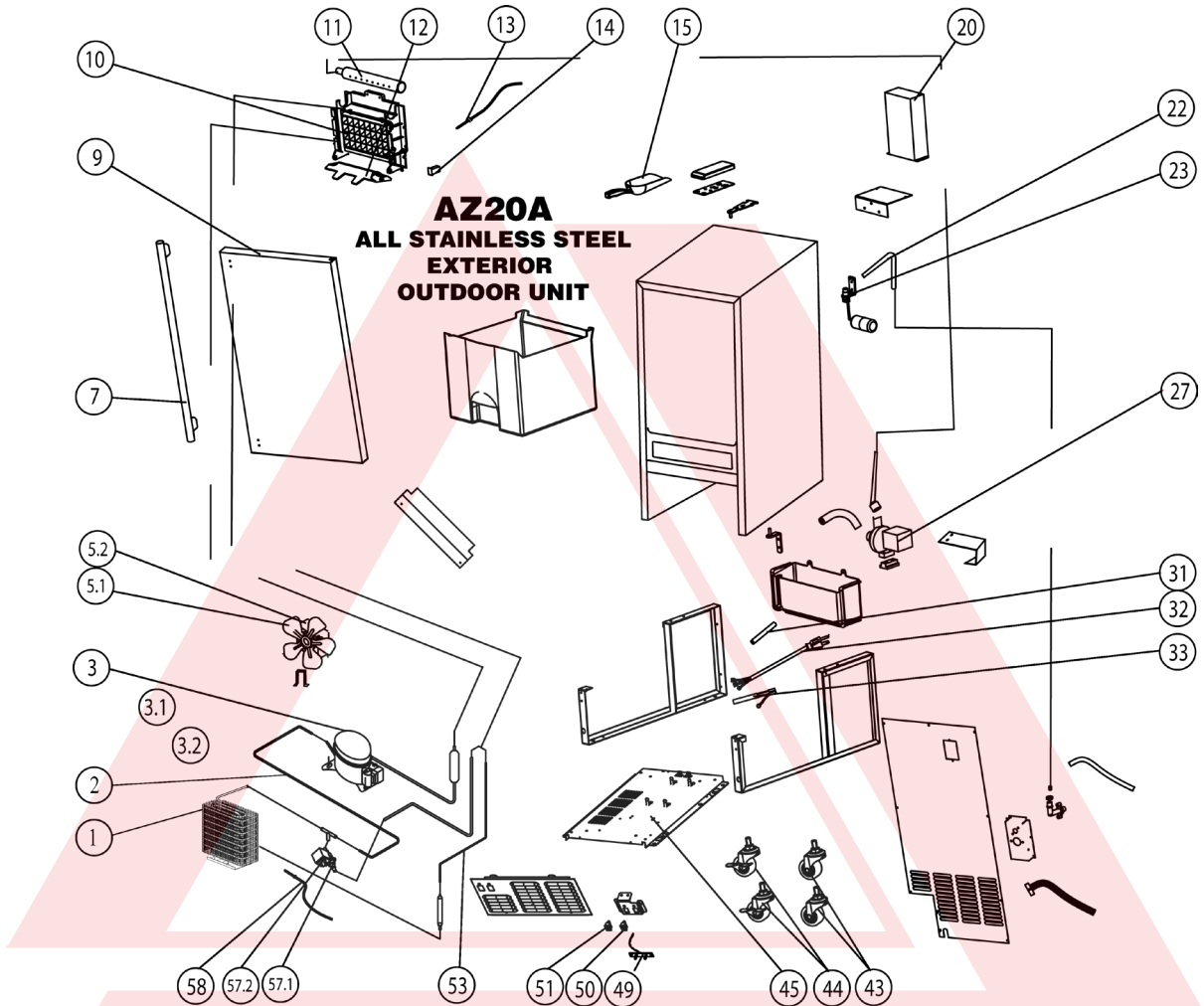


**AZ20L
STAINLESS STEEL
DOOR
UNDERCOUNTER UNIT**

1	1885000901	13	1851700401	32	1880001701	48	1861701601
3	1854703321	14	1880014701	33	1864526301	49	1854005700
3.1	1854703311	15	1880014801	34	1864529100	50	1871016200
4	1880007500	20	1853113800	36	1811206006	51	1861701500
5	1805000100	22	1864200100	38	1811306020	55	1864805202
8	1858402100	23	1858900600	39	1854201004	57	1864809401
8.1	1858402110	24	1860001508	41	1860413301	59	1864621100
8.2	1858402120	25	1864546103	43	1864400101	61	1864507901
9	1858200601	26	1864512101	44	1864800101	62	1864526400
9.1	549738100	27	1860413503	45	1880001601	63	1811306049
11	1851700501	29	1854000300	46	1880017703		
12	1853107500	30	1860600503	47	1860614602		

COMMERCIAL
REFRIGERATION

PARTS BREAKDOWN AZ20A ICE MACHINE



1	1885000901	10	1880017703	27	1858900600	50	1854000700
3	1858402100	11	1880001601	32	1853113800	51	1854000900
3.1	1858402110	12	1861701601	33	1853702603	53	1805000100
3.2	1858402120	13	1851700501	43	1880015300	57.1	1854703311
5.1	549738100	14	1854005700	44	1880015400	57.2	1854703321
5.2	1858200601	15	1864800101	46	1880014801	58	1851700401
7	1860702800	20	1849738303	47	1880014701		
9	1871017200	23	1880001701	49	1856200201		

WATER COOLERS



Halsey Taylor

Satisfying Thirsts Since 1912

ECONOMY FLOOR STANDING COOLER

Compact 12"X12" Footprint X 37" Tall
Single Stream Self Closing Chrome Plated Projector.
Heavy Gauge Vinyl Clad Steel Cabinet
S300-2D 2.3 GPH



S300-2D



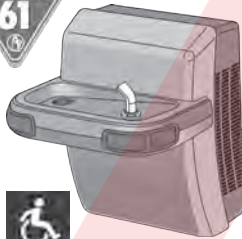
**SCWT-8
SCWT-14**

DELUXE FLOOR STANDING COOLER

16" Wide X 13¼" Deep X 40" Tall
Double Bubbler Projector - Anti Splash Rim
Heavy Gauge Vinyl Clad Steel Cabinet

SCWT-14 16.0 GPH
SCWT-8 8.0 GPH

Self-contained, electric refrigerated wall-mounted water cooler with softly rounded corners and edges, designed to be easily accessible to physically challenged individuals. When properly installed, unit meets state and federal requirements as defined by the Americans with Disabilities Act for both children and adults. Unit is certified to ANSI/NSF 61 Sec. 9 and meets requirements of the Safe Drinking Water Act. Unit provides 50°F water at 80°F inlet water and 90°F ambient.



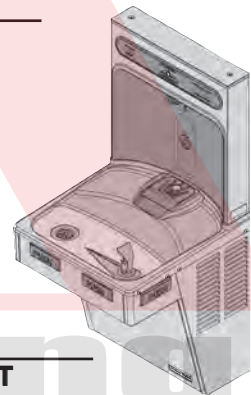
HTVZ8

HTVZ8

COMPLETE WATER STATION INCLUDING HYDROBOOST™ BOTTLE FILLING STATION & FILTERED HAC WATER COOLER

Exclusive one-piece, chrome-plated twostream Double Bubbler™ with non-removable anti-squirt feature and integral hood. Visually displays count of plastic bottles saved from the landfills. Bottle Filler shall be sensor-actuated with auto shut-off timer. Unit provides 8GPH of 50°F drinking water at 90°F ambient air and 80°F inlet water.

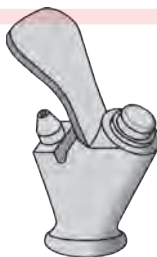
HTHB-HAC8PV-NF 8GPH Chilled Water
HTHB-HAC8PV-WF Ambient Water
55898C Replacement Water Filter



WATER FOUNTAIN BUBBLER

Standard model in the water cooler industry. Delivers steady stream of water. Non-spot, forged brass, will deliver an almost unvarying outlet stream thru upstream pressure changes of 7 to 150 lbs. with no adjustment necessary.

10343



WATER DISPENSER KIT

Dispenser of instant hot and cold water. Chromium plated, black nylon handle, stainless steel valve seat. Excellent for direct line in water filters in home, restaurants, office and water fountains. Comes with 2" washer and nut.

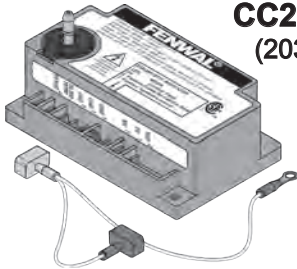
10896



COMMERCIAL
REFRIGERATION

BLODGETT

IGNITION MODULE
w/Jumper & Instructions



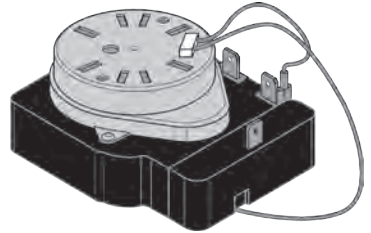
CC20348
(20348)

TEMPERATURE PROBE
100K Ω /Clear Sleeving



CC18588
(18228, 18588)

TIMER KIT



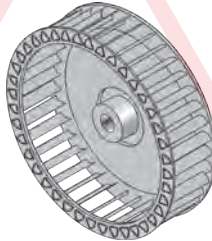
CC18225
(18225)

BLOWER WHEEL
Double



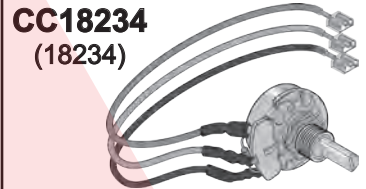
CC15853
(15853)
10 $\frac{3}{4}$ " Dia. x
2 $\frac{1}{8}$ " Height
x 5/8" Bore
w/ Key

BLOWER WHEEL
Single



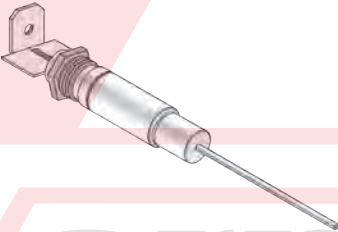
CC5001
(5001)

REMOTE POTENTIOMETER




CC18234
(18234)

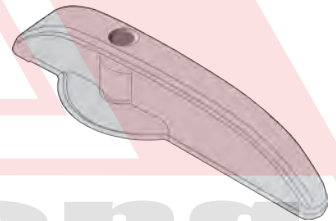
FLAME PROBE
CC18256
(18256 10315)



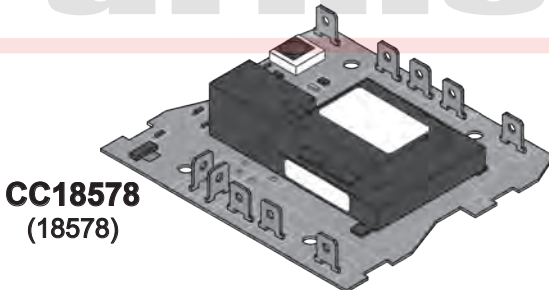
GAS VALVE
CC30005
(30005, 30006, 12428,
VR8245M2530)



OVEN CONTROL HANDLE
CC7855
(7855, 12226-1K)
D-Shaft




TEMPERATURE CONTROL KIT



CC18578
(18578)

DIGITAL CONTROL BOARD KIT

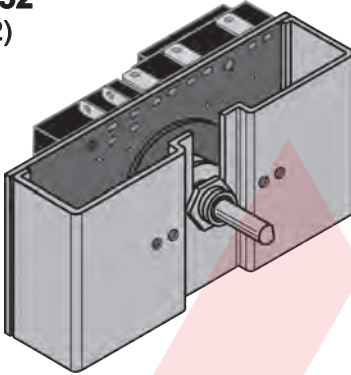


CC30658
(30658)

BLODGETT

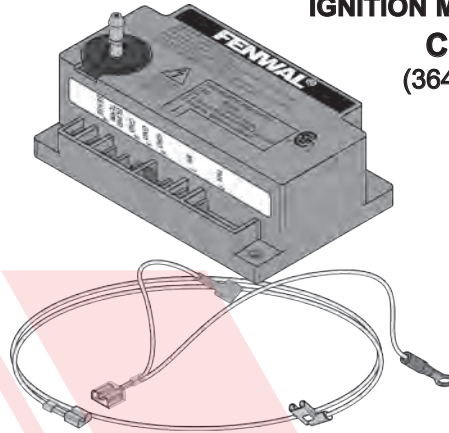
TEMPERATURE CONTROL

CC33152
(33152)



IGNITION MODULE KIT

CC54725
(36432, 54725)



HENNY PENNY

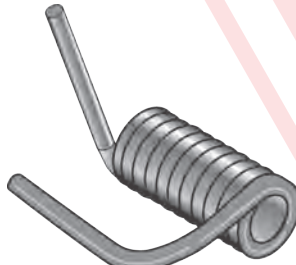
TEFLON BUSHING KIT

CC14113
(14113)



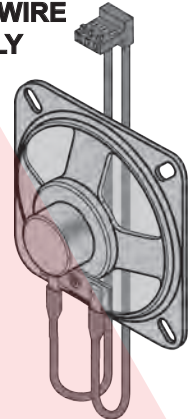
SPRING, LID HINGE

CC75293
(75293)




SPEAKER & WIRE ASSEMBLY KIT

CC54561
(54561)



TEMPERATURE SENSOR ASSEMBLY

CC52100
(52100)



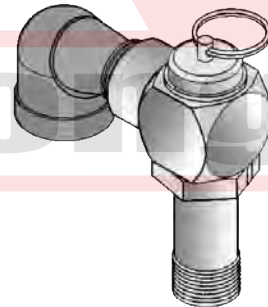
PRESSURE GAUGE 500/600

CC16910
(16910)



SAFETY RELIEF VALVE ASSEMBLY

CC59742
(59742)



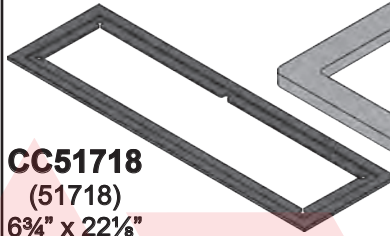
HENNY PENNY

PUMP SEAL KIT



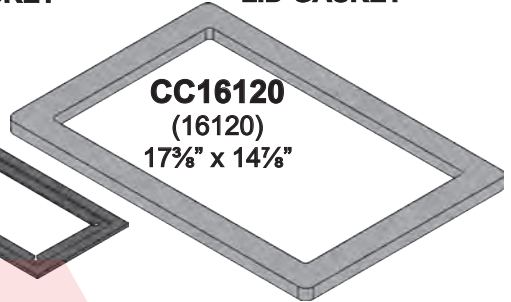
CC17476
(17476,
10769-3K)

DRAWER GASKET



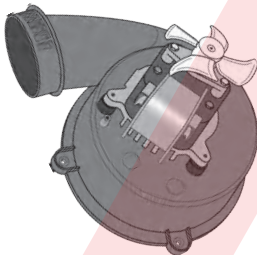
CC51718
(51718)
6³/₄" x 22⁵/₈"

LID GASKET



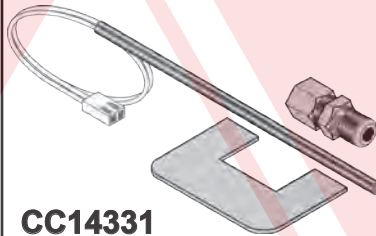
CC16120
(16120)
17⁷/₈" x 14⁷/₈"

BLOWER MOTOR



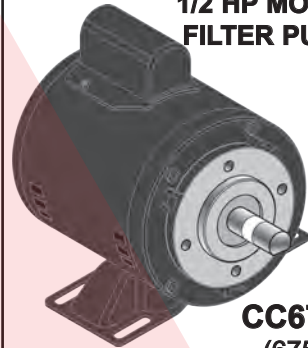
PCI-J238-150-15185
(70582128, 63094)
3000RPM
120V 1.30A

KIT 600 TEMPERATURE PROBE



CC14331
(14331)

1/2 HP MOTOR FILTER PUMP



CC67583
(67583)

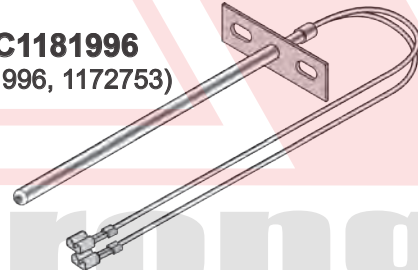
SOUTH BEND

IGNITION CONTROL MODULE



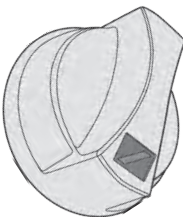
CC1175723
(1175723)

TEMPERATURE PROBE



CC1181996
(1181996, 1172753)

CHROME PLATED KNOB



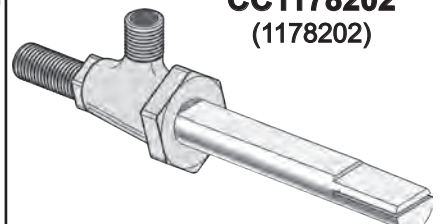
CC1189600
(1189600)

BLACK PLASTIC KNOB



CC1178204
(1178204)

BURNER VALVE

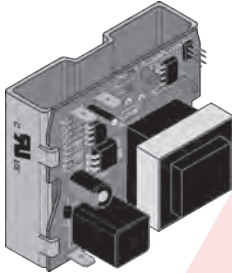


CC1178202
(1178202)

SOUTH BEND


**CONTROL BOARD
ANALOG POTENTIOMETER**

CC1181998
(1181998)



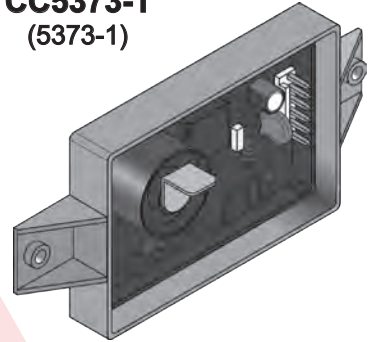
**PUSH BUTTON
PIEZO SPARKER**

CC1176119
(1176119
GARLAND 1309201)



IGNITION MODULE

CC5373-1
(5373-1)

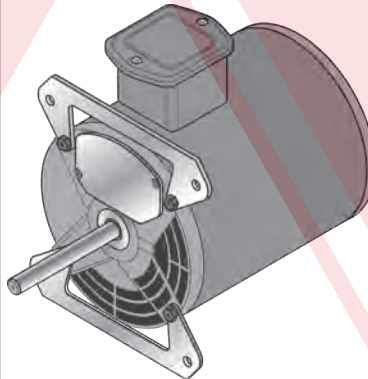


CAPACITOR

CC1194697
(1194697)
30μF 450V

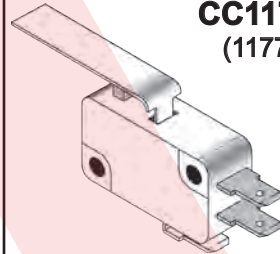


MOTOR



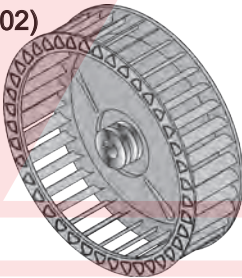
**DOOR SWITCH
#KWMB-0005**

CC1177567
(1177567)



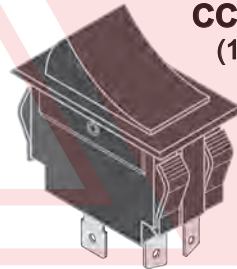
BLOWER WHEEL

CC3103902
(3103902)



ROCKER SWITCH

CC1177541
(1177541)



FLAME SENSOR

CC1195448
(1175127, 1189311,
1195448)



armstrong

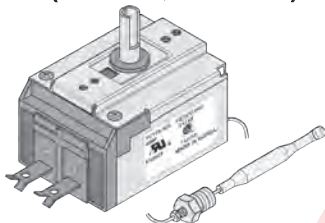
FRYMASTER

THERMOSTAT

CC8262013

400°F

(8262013, 826-2013)



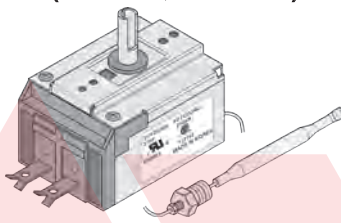
BULB
3¾" L X
3/8" D

THERMOSTAT

CC8262014

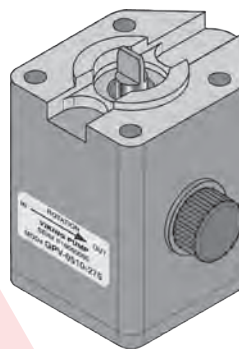
375°F

(8262014, 826-2014)



BULB
4¾" L X
5/16" D

PUMP
CC8263191
(8263191)

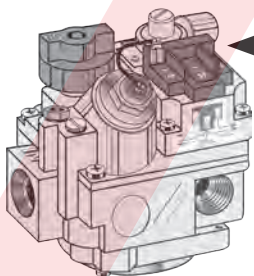


MILLIVOLT GAS VALVE

CC8072424 (8072424)

1/2" X 1/2"

Robertshaw 700-502

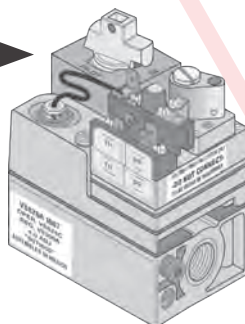


MILLIVOLT GAS VALVE

CC8071603 (8071603)

1/2" X 1/2"

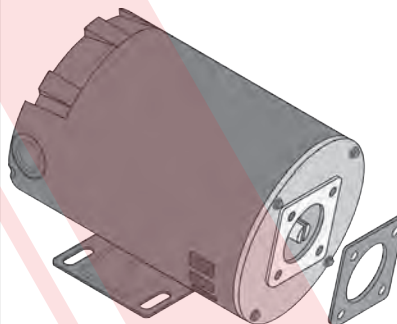
Honeywell VS820A1607




MOTOR

CC8261712

(8261712, 826-1712)

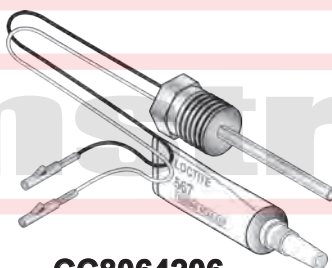


TEMPERATURE PROBE



CC8261526
(8261526, 826-526)

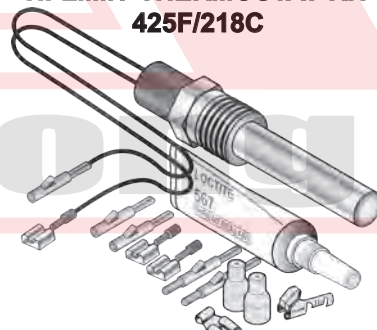
TEMPERATURE PROBE



CC8064206
(8064206)

HI-LIMIT THERMOSTAT KIT

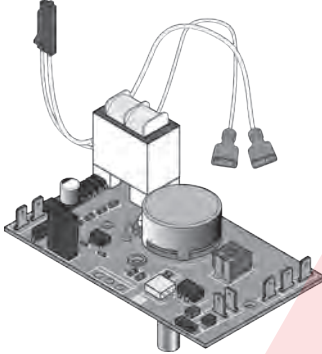
425F/218C



CC8261177
(8261177)

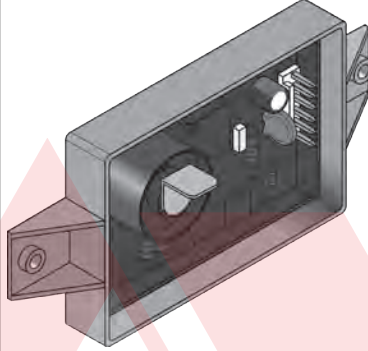
VULCAN HART

CONTROLLER TEMPERATURE 500°F




CC913149
(353613-2, 913149)

IGNITION MODULE



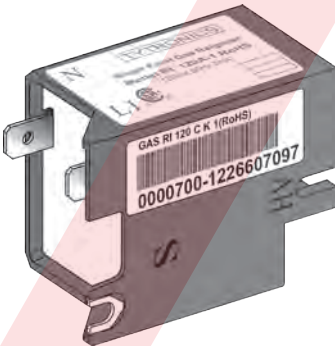
CC498443
(498443)

PROBE ASSEMBLY




CC353589-1
(353589-1)

SPARK MODULE 0+1



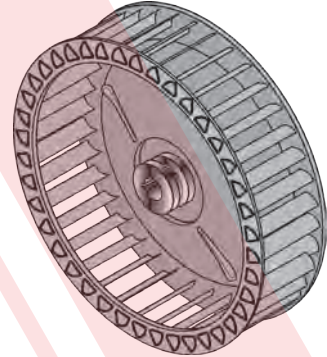
CC720385
(720385)

TIMER, 120V 1 HR



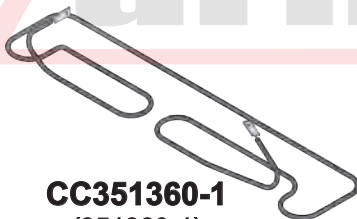
CC411690-1
(411690-1)

BLOWER WHEEL



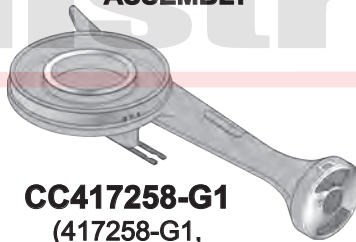
CC415780-3
(415780-3)

HEATING ELEMENT 208V, 2700W




CC351360-1
(351360-1)

FRONT BURNER ASSEMBLY



CC417258-G1
(417258-G1,
00-417258-000G1)

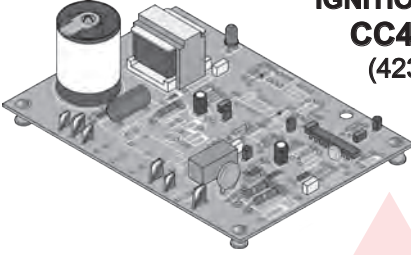
GAS VALVE Adjustable w/Split Stem



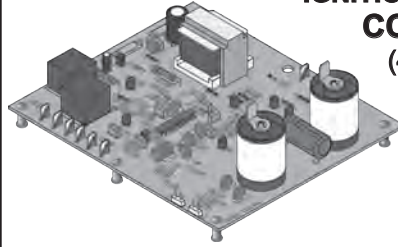
CC719221
(719221)

VULCAN HART

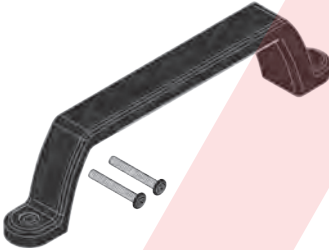
IGNITION MODULE
CC424137-2
(4234137-2)



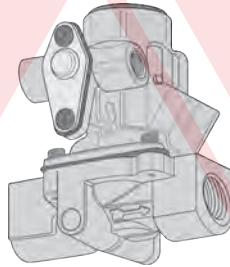
IGNITION MODULE
CC423756-3
(423756-3)



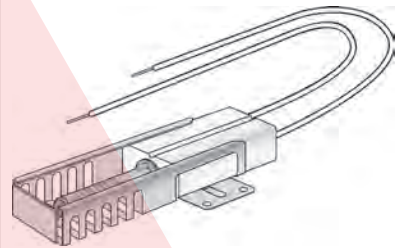
DOOR HANDLE KIT
CC913102-00179
913102-00179



OVEN SAFETY VALVE
CC497765-1
497765-1 H15AR-17



OVEN IGNITOR
AR204 (41-204)
718601



COMMERCIAL COOKING

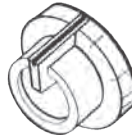
KNOBS

GRIDDLE TYPE
"D" Stem



150° - 400°F Black
4590-004

GAS THERMOSTAT
"D" Stem



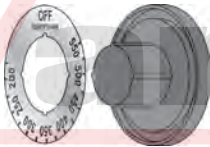
250° - 550°F Plus BROIL
4590-002 (White)
4590-003 (Black)

GAS THERMOSTAT
"D" Stem
Fits "FD" Series



4590-077
150° - 550°F
4590-078
Low - 550°F

ELECTRIC THERMOSTAT DIAL KITS "D" STEM

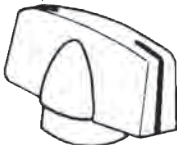


Part No.	Temp Range
4590-01	1-10 Wide
4590-093	60 - 250°F
4590-094	100 - 200°F
4590-095	100 - 450°F

Part No.	Temp Rang
4590-096	100 - 550°F
4590-097	200 - 550°F
4590-098	200 - 400°F

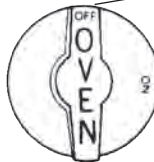
ALLEN WRENCH ADJUSTMENT

Vulcan Hart
102957
40-370

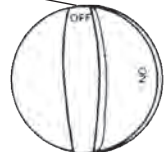


ADJUSTMENT SCREW

South Bend
1160533
40-372

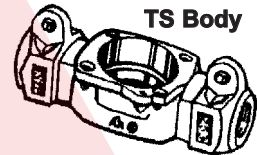
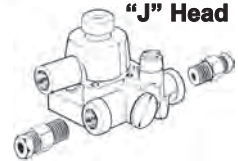
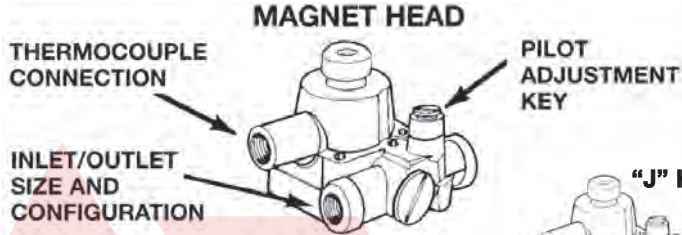


South Bend
1160534
40-373



COMMERCIAL COOKING

1720 (TS) "J" & K MAGNETIC HEADS



Part No.	Pilot Size
(TS11J) Complete J Magnet Head with #11 Body Assembly	
1720-004	Body Inlet/Outlet 7/16" Tubing, Pilot 1/4" Tubing
TS11J-2211-1-0	Body Inlet/Outlet 3/8" NPT, Pilot 1/4" Tubing
	Inlet & Outlet Model "J" Head
1720-801	Kit 1/8" Pipe, 3/16" Tubing, 1/4" Tubing
(TS11K) Complete K Magnet Head with #11 Body Assembly	
TS11K-4511-1-0	Body Inlet/Outlet 1/2" NPT, Pilot 1/4" Tubing for Jade 4610800000
TS11K-4512-1-0	Body Inlet/Outlet 1/2" NPT, Pilot 3/16" Tubing for Blodgett 52092, All Points 54-1165
	Outlet Only Model "K" Head
1720-802	Kit 1/8" Pipe, 3/16" Tubing, 1/4" Tubing
	TS Replacement Body
1710-126	1/2" Pipe 210,000 BTU Nat. 340,000 LP

PILOT GENERATORS

500-750 MV For all types with round generator.



PG9 Adapter

Manufacturer	Features	Length	Part No.
Robertshaw	Two Lead	32"	*1950-001
Honeywell	Two Lead	32"	*Q313A1170
Robertshaw	Two Lead	32"	1950-532
Robertshaw	Coaxial	36"	1951-536

* With PG9 Adapter Sleeve



Two-Lead



Coaxial

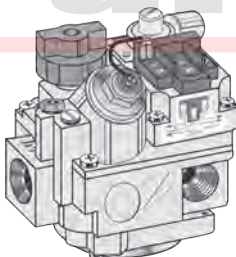
GAS VALVES - MILLIVOLT

Part No.	Inlet/Outlet	Side Tap	BTU
700-502	1/2"	1/2"	100,000
700-506	3/4"	None	300,000

BLEED GAS DIAPHRAGM VALVES - MILLIVOLT

Part No.	Inlet/Outlet	Side Tap	BTU
*700-886	3/4"	1/4"	305,000
700-887	1/2"	1/4"	240,000

*Includes 2 - 1/2" Reducing Bushings



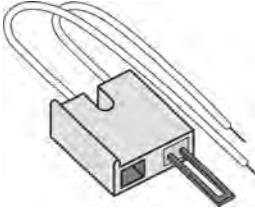
700-502



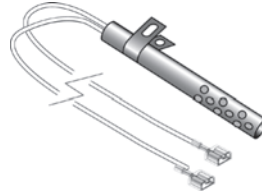
700-887

COMMERCIAL COOKING

OVEN IGNITORS FOR SOUTHBEND



Replaces: 4440385
24 Volt
40" Lead Wires
41-423



Replaces: 1177545 &
1183200 24 Volt
40" Lead Wires
41-224

RAM IGNITION CONTROL MODULE

The RAM CONTROL is 24 VAC. When the thermostat calls for heat, the control simultaneously energizes the hot surface ignitor and initiates current sensing function. Gas valve(s) remain closed until current sense threshold is reached. Once the current draw threshold has been reached or exceeded, the gas valve(s) and flame rectification circuits are energized. Upon proof of flame, the hot surface ignitor is shut off. Main burner flame is continuously monitored. Loss of flame detection results in RAM-H cycling to check the current draw of the hot surface ignitor. If the hot surface ignitor is below the current draw threshold, the gas valve(s) will remain off and the hot surface ignitor will remain on until the current threshold is reached



790-015

RAM-H4M1-03

24 VAC for Hot Surface Ignition

Ignition Attempts Before Lockout = INFINITE

Replaces:

117573

441575

2065866

SouthBend

Allpoints

American Wyott

• 6 Pin Connections

• Non-Prepurge

This RAM INTERMITTENT IGNITION CONTROL is 120 VAC. When the thermostat calls for heat, RAM's IID Control simultaneously initiates ignition sparking and opens the pilot valve portion of the gas valve. Pilot flame recognition stops ignition sparking and opens the main valve portion of the gas valve. Pilot burner flame is continuously monitored at a synchronous frequency for the duration of the heating cycle. Should the pilot flame fail during the heating cycle, the control will shut off the main valve until the pilot flame is established.

Specifications:

Electrical rating (input): 120V 50/60 Hz, 50 mA

Flame sensor current: 0.7mA

Gas valve relay ratings: 5.0 amp

Temperature range: -40 to 175°F

Approvals: AGA, CGA

790-400

RAM-4

120 VAC for Intermittent Pilot

Ignition Attempts Before Lockout = 3

Replaces:

37110

441743

390232

• 6 Pin Connections

• Prepurge

Imperial

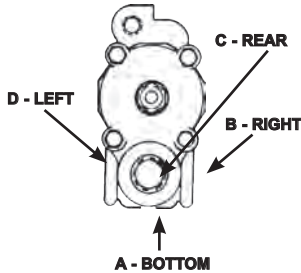
Allpoints

Tri-Star

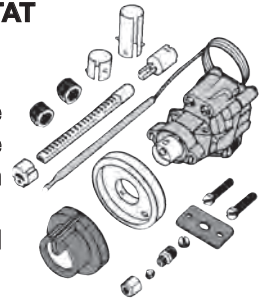


COMMERCIAL COOKING

(BJWA) COMMERCIAL BJ GAS THERMOSTAT



Designed specifically for heavy-duty commercial oven and griddle applications. Thermostats can be mounted in any of the four manifold positions. Rear housing may be rotated as required. Plugs are included with models having 4-position outlet tapping. Four-position dial, stem length adapter, and chrome bezel are included.

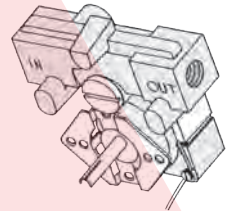


Part No.	Application	Temperature Range	Outlet Size	Outlet Tapping Position	Capillary Length	Bulb Size 3/16" Dia x
STANDARD OVEN AND GRIDDLE KITS						
4350-015	Oven	250 to 500°F	1/4" Pipe	B	48"	11 ³ / ₁₆ "
4350-027	Oven	250 to 550°F	1/4" Pipe	A,B,C,D	48"	11 ⁵ / ₈ "
4350-028	Griddle	150 to 400°F	1/4" Pipe	A,B,C,D	36"	8"
4350-029	Oven	250 to 550°F	7/16" Tubing	C	48"	11 ³ / ₁₆ "
4350-041	Griddle	150 to 550°F	1/4" Pipe	B,D	36"	8 ⁵ / ₈ "
4350-127	Oven	250 to 500°F	1/4" Pipe	A,B,C,D	48"	11 ³ / ₁₆ "
4350-128	Griddle	150 to 400°F	1/4" Pipe	A,B,C,D	48"	8 ⁵ / ₈ "

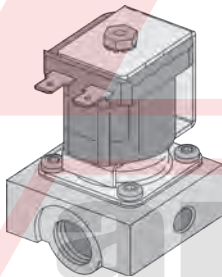
GAS THERMOSTATS

Temperature Change 200° - 400°F

Part No.	Inlet Outlet	Cap. Length	Bulb OD Length	Bulb Finish
4290-005	1/4" tube	48"	1/4" x 12"	Nickel
4290-006	1/4" tube	30"	3/8" x 5 ³ / ₈ "	Nickel



4075 (FJT) GAS SOLENOID VALVE



Designed to control the flow of gas in cooking appliances. For a wide variety of applications such as ovens, griddles and fryers.

- Inlet: 3/8" Pipe
- Outlet: 3/8" Pipe
- Pilot Outlet: Left and Right
- Includes (2) 1/8" plugs
- Coil: Z-94406-1(120VAC)

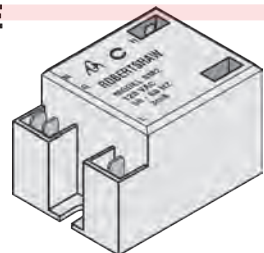
4075-029 (FJT-29)

ELECTRONIC 0 + 1 OVEN SPARK IGNITION MODULE

Ignition Module (0 + 1) was designed for oven ignition only.

- Power supply: 120VAC
- Voltage output: 14 KV, 50 pf capacitance load
- Spark frequency: 2.5 to 4.5 Hz
- Spark gap: 1/8" maximum


41-521 (SM2)



COMMERCIAL COOKING

GAS OVEN THERMOSTATS - FDO & FDTO KITS

Your choice of "on-off" (FDO) or "by-pass" (FDTO) models. Body is 3/8" or 1/2" pipe, side & rear. Options-multiple pilot options for 1/4" or 3/16" tubing.
4-way mounting.



KNOB NOT INCLUDED

Part No.	Type	Inlet	Outlet	Pilot W/Plug	Capillary Length	Bulb Size
150° to 550°						
4200-002	FDO	7/16" Tube	7/16" Tube	N	48"	3/16" x 14¾"
4200-007	FDO	1/2" Pipe	1/2" Pipe	Y	48"	3/16" x 14¾"
4200-018	FDO	3/8" Pipe	3/8" Pipe	N	72"	3/16" x 14¾"
4200-025	FDO	3/8" Pipe	3/8" Pipe	Y	54"	3/16" x 14¾"
FDO-3-02-54	FDO	3/8" Pipe	3/8" Pipe	N	54"	3/16" x 14¾"
All Points 46-1128, Imperial 1153, Montague 3395-2, Vulcan 407522-1						

LOW 200°F to 550°F						
4200-011	FDTO	1/2" Pipe	1/2" Pipe	N	48"	3/16" x 14¾"
4200-026	FDTO	3/8" Pipe	3/8" Pipe	Y	54"	3/16" x 14¾"

300° to 650°F						
4200-503	FDTH	1/2" Pipe	1/2" Pipe	Y	48"	3/16" x 15⅝"
4200-505	FDTH	1/2" Pipe	1/2" Pipe	Y	48"	3/16" x 14¾"
4200-508	FDH	1/2" Pipe	1/2" Pipe	Y	48"	3/16" x 14¾"
4200-510	FDTH	3/8" Pipe	3/8" Pipe	Y	54"	3/16" x 14¾"
FDTH-01-04-48		1/2" Pipe	1/2" Pipe	Y	48"	3/16" x 14¾"

All Points 46-1076, Bakers Pride M1005X, Lincoln 369006

ELECTRIC THERMOSTATS

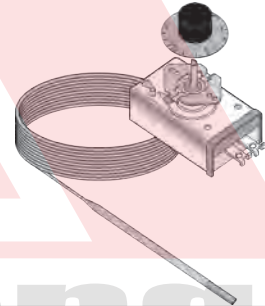
B10 SERIES SINGLE POLE

a direct acting, slow make and break type thermostat. Typical applications are for incubators, laboratory ovens, water baths, sterilizers, dishwashers, steam tables, scalding tanks and other equipment where a close temperature differential is required.

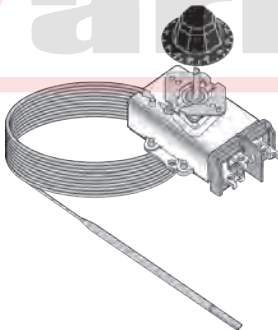
Dial Temperature Range In °F: 60-200°F Included

Capillary Length: 42" Bulb Size: 3/16" x 15⅝" Nickel

5210-125



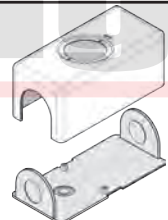
Double Pole with Standard Bulb will Replace MOST Single Pole Thermostats



Special Models - Knob Included


5000811SE 60° to 250°F
Replaces 5000-811, 6EDY9, TH30-250

5000854SE 100° to 550°F
Replaces 5000-854, 6EDZ0, TH30-550



TH30H MOUNTING BOX

COMMERCIAL COOKING



EA3/EA5/S/SP **D1/D18**
 5300 Series 5000 Series
 2 Wire - SPST 4 Wire - DPST
 30 AMPS resistive • 120-277 volts

Stuffing Box Reducer
 3/8"-1/4" 4590-173

Stuffing Box Kit
 4650-002

RX
 5300 Series
 2 Wire - SPST
 Millivolt/Milliamp Direct Current

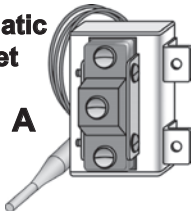
Temp. Range	Style	Part No.	Capillary Length	Bulb O.D. Length	Bulb Finish
60-240°F	SP	5300-219	48"	3/8" x 4 1/2"	Copper
60-250°F	D1/D18	5000811SE	60"	3/8" x 4 1/2"	Copper
60-250°F	S	5300-041	48"	3/8" x 4 1/2"	Copper
60-250°F	SP	5300-612	60"	1/4" x 9 1/4"	Copper
60-250°F	SP	5300-614	60"	3/8" x 4 7/16"	Nickel
100-290°F	K	5300-080	48"	1/2" Dia. Coil	Copper
100-325°F	S	5300-175	24"	3/16" x 11 5/8"	Nickel
100-450°F	KX	5300-761	36"	3/16" x 12 5/8"	Nickel
100-493°F	SP	5300-146	36"	3/16" x 11 5/8"	Nickel
100-550°F	D1/D18	5000-851	60"	3/16" x 13"	Copper
100-550°F	D1/D18	5000854SE	72"	3/8" x 3 3/8"	Copper
100-550°F	KA	5300-015	36"	1/4" x 5 5/16"	Nickel
100-550°F	KA	5300-088	72"	1/4" x 5 5/16"	Nickel
140-550°F	KA	5300-027	48"	1/4" x 7 1/16"	Nickel
150-450°F	SA	5300-017	36"	1/8" x 23 3/16"	Nickel
175-550°F	RX	5300-414	30"	3/8" x 4 7/16"	Stainless Steel
175-550°F	SP	5300-651	60"	3/16" x 11 5/8"	Copper
175-550°F	SP	5300-652	60"	1/4" x 7 1/4"	Copper
175-550°F	SP	5300-653	60"	3/8" x 3 3/4"	Copper
175-550°F	K	5300-708	60"	3/16" x 11 5/8"	Nickel
175-550°F	KXP	5300-735	60"	3/16" x 5/8"	Copper
200-375°F	RX	5300-403	24"	3/8" x 5 5/8"	Nickel
200-375°F	RX	5300-406	36"	3/8" x 5 5/8"	Nickel
200-400°F	D1/D18	5000-844	36"	3/8" x 5 3/4"	Nickel
200-400°F	RX	5300-401	36"	3/8" x 5 5/8"	Nickel
200-400°F	RX	5300-402	24"	3/8" x 5 5/8"	Nickel
200-400°F	SP	5300-644	36"	3/8" x 5 5/8"	Nickel
200-400°F	KX	5300-711	36"	3/8" x 5 5/8"	Nickel
200-400°F	KX	5300-766	24"	5/16" x 5 5/8"	Stainless Steel
200-450°F	S	5300-114	36"	3/16" x 10"	Nickel
200-500°F	D1/D18	5000-847	60"	5/16" x 7 1/2"	Nickel
200-550°F	D1/D18	5000-533	36"	3/16" x 14 1/8"	Copper
245-406°F	RX	5300-404	36"	3/16" x 14 1/8"	Copper
250-850°F	KNP	5300-514	48"	1/8" x 8 1/4"	Stainless Steel
250-950°F	KNP	5300-502	36"	5/32" x 8 1/4"	Stainless Steel

Prices subject to change without notice

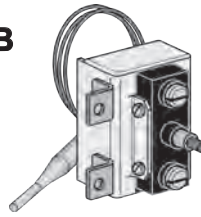
© 1971 - 2023 w.d. armstrong corp.

LIMIT CONTROLS & INFINITE SWITCHES

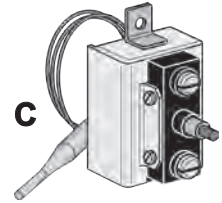
**Automatic
Reset**





B



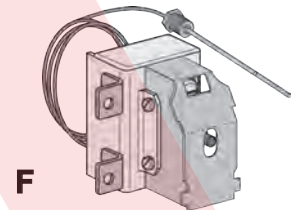
Manual Reset



Part No.	Illus.	Temp.	Capillary Length	Bulb Nickel Finish	Stuffing Box	OEM
5225-009	B	450°	30"	5/16" x 3 5/8"	N/A	
5225-010	A	450°	60"	3/16" x 4 7/8"	3/8"	Vulcan Hart 110840-2
5225-011	A	450°	30"	1/4" x 4 7/8"	1/4"	South Bend 1054200
5225-015	C	490°	30"	1/4" x 6 1/2"	N/A	GE/Hobart 11352P006 344523-6XNCBX101
5225-044	B	450°	30"	1/4" x 4 7/8"	3/8"	Vulcan Hart 110705-2
5225-047	F	450°	30"	1/4" x 4 7/8"	3/8"	Falcon Fabricators A11-046 Henny Penny 16738
5225-054	D	440°	24"	1/4" x 4 7/8"	Panel Nut	38656
5225-112	E	450°	30"	1/4" x 4 7/8"	1/4"	Pitco PP10084
5225-124	B	450°	36"	3/8" x 3 3/4"	3/8"	American Range A10007 Tri-Star 300028

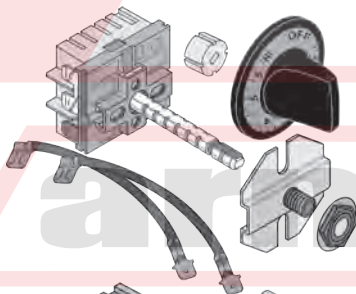


**Manual
Reset**



COMMERCIAL INFINITE CONTROL SWITCHES

NEW M SERIES WITH HEAVY DUTY DIAL SHAFT

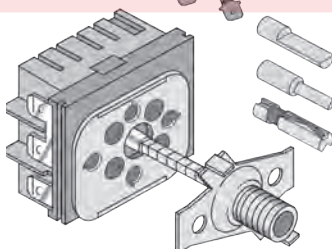


Part No.	Description
5500-134M	120V Kit w/Black Knob & Wires
5500-135M	120V Kit w/White Knob & Wires
5500-234M	240V Kit w/Black Knob & Wires
5500-235M	240V Kit w/White Knob & Wires

M-SERIES DUAL WATTAGE INFINITE KIT

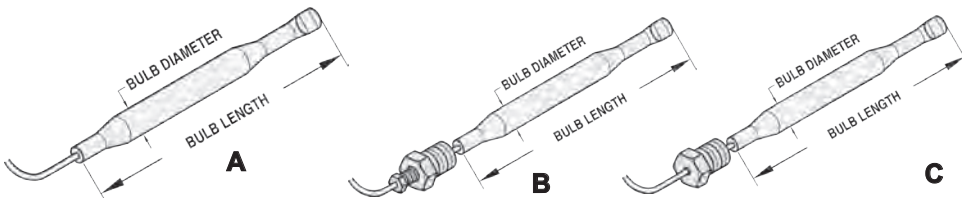
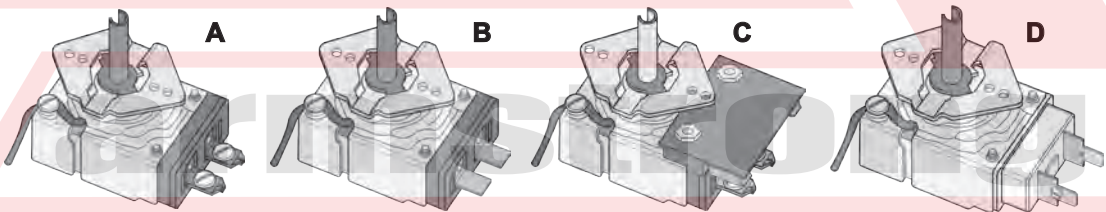
Square break-off shaft can be trimmed to the required length. Shaft adaptors allow use of the original dial on the replacement

5505-468M



EXACT REPLACEMENT THERMOSTATS

Part No.	Style	Temp.	Capillary	Length	Finish	Bulb
K-396-12	A	100 - 450F	A	12"	Nickle	1/4" x 5-3/16" All Points 46-1174 • American Permanent Ware 60320
K-909-42	A	100 - 450F	A	42"	Copper	3/16" x 11 1/8" All Points 46-1154, Bloomfield-Star-Wells 2T-38968, WS-60892, WS-58968
KA-1119-42	C	LO - 493F	A	42"	Copper	3/16" x 12" All Points 46-1257, Bloomfield-Star-Wells 2T-45917, WS-65917
KA-1126-36	C	100 - 450F	A	36"	Copper	3/16" x 11 1/8" All Points 46-1214, Bloomfield-Star-Wells 2T-46269, WS-66269
KX-289-30	B	100 - 450F	A	30"	Nickle	3/16" x 11 1/2" All Points 46-1152, Bakers Pride M1461A, M1461X Hobart-Vulcan Hart 00-810071, 810071, 00-010071, 010071
KX-299-36	B*	200 - 400F	B	36"	Nickle	3/8" x 5 1/4" Pitco P5047587, Frymaster 8071147, Garland 2557, Magikitch'n P5047587* Dip Sealed Nickle Stuffing Box
KXP-356-48	A	100 - 450F	A	48"	Nickle	3/16" x 11 1/8" All Points 46-1201, Montague 29023-8, Star Mfg. 2T-30402-27
KXT-466-36	B	200 - 500F	A	36"	Nickle	3/16" x 12 1/4" All Points 46-1653, American Range A11105, 10404 Bakers Pride 340132, Imperial 1160, Market Forge 93-0023 Royal Range 2520, Tri-Star 340132, TS-1160
RX-22-36	D	200 - 375F	B	36"	Nickle	3/8" x 5 1/4" All Points 46-1494, Pitco 60125402
SA-465-36	C	100 - 450F	A	36"	Copper	3/16" x 9 3/4" All Points 46-1368, Star Mfg., Wells 2T-Z5958
SJ-152-20	C	200 - 375F	C	20"	Nickle	3/8" x 5 1/4" All Points 46-1011, Bloomfield, Star Mfg., Wells 2T-30133
SJ-169-42	C	175 - 550F	A	42"	Nickle	3/16" x 11 1/8" Hobart, Vulcan Hart 00-411506-00002, -00014, 24146-1
SP-463-36	A	200 - 450F	A	36"	Copper	3/16" x 9 3/4" All Points 46-1023, Hobart, Vulcan Hart 342027-8, 344635-8
SP-715-24	A	300 - 375F	C	24"	Nickle	1/4" x 8 1/2" All Points 46-1101, Bloomfield, Star Mfg., Wells WS-55510, -57410, 64976



**SINGLE CONTROL**

- Washerless, replaceable ball control
- Multi-faceted acrylic handle
- Brass valve w/ copper tube waterways
- Fits 4" centers
- 2.0 GPM

Part No.
10115LF

chrome finish

**LOOP HANDLE**

- Washerless - metal loop handle
- Brass construction
- Fits 4" centers
- Chrome-plated

Part No.
10088LF
10090LF

chrome finish


chrome w/ brass pop-up

**LEVER HANDLE**

- Ceramic disc cartridge
- Fits on 4" centers
- Solid chrome lever handles
- Chrome finish

Part No.

10235LF brushed nickel w/ brass pop-up

**ACRYLIC TWO HANDLE****Washerless - acrylic handle**

- Solid brass waterways
- Acrylic handles
- "D" style broach
- Fits on 4" centers
- Chrome-plated finish

Part No.

10277LF chrome finish


10273LF chrome w/ brass pop-up

**PRESSURE BALANCE SINGLE
LEVER TUB & SHOWER SET****Forged brass valve w/ anti-scald pressure balance control & ceramic disc cartridge**

- Integral Stop
- 2.5 GPM flow rate
- Includes adapter to convert IPS to CxC
- 1/2" inlet
- Ceramic disc cartridge

Part No.

10066 Chrome - metal loop handle



SINGLE LEVER

- Washerless, replaceable ball control
- 8" "D" cast brass spout
- Fits 6" or 8" centers
- Water saving 2.0 GPM flow rate aerator

Part No.**10071LF** chrome finish**10073LF** chrome w/ off-body spray**HIGH SPOUT TWO HANDLE WASHERLESS**

- High rise tube spout
- Chrome
- Solid brass body & waterways
- Clear acrylic handles
- Washerless cartridge with "D" broach

Part No.**10178LF** w/o spray**10177LF** with spray

SINGLE LEVER

- Washerless, replaceable ball control
- Solid brass waterways
- 10" "D" cast spout
- Separate base plate accommodates single or three hole

Part No.**10076LF** Loop w/o spray**10075LF** Loop with off-body spray**10072LF** Solid w/o spray**10074LF** Solid with spray

ACRYLIC TWO HANDLE

Washerless - acrylic handle

- Washerless cartridge w/ "D" style broach
- Clear acrylic handles
- Fits on 8" centers
- 8" "D" cast spout
- Chrome-plated finish

Part No.**10161LF** chrome w/ off-body spray**10163LF** chrome w/o spray

**Two-Metal Handle Compression Lavatory Faucet**

- Chrome Metal handles
- Fits on 4" Centers
- Replaceable Brass Stems & Seats
- Chrome-Plated Finish
- Low Lead Complies w/NSF-61 Standards

Part No. Description**10281LF** Chrome W/O Pop-up**10282LF** Chrome W/ Brass Pop-up**SINGLE LEVER DECK MOUNT WASHERLESS LAVATORY FAUCET**

- Washerless SS ball control
- Chrome
- Solid Handle
- Copper tube waterways w/1/2" IPS connections

**Part No. Description****10093LF** Chrome Without Pop-up**10094LF** Chrome With Pop-up**SINGLE LEVER LAVATORY FAUCET****Washerless, Replaceable S/S Ball Control**

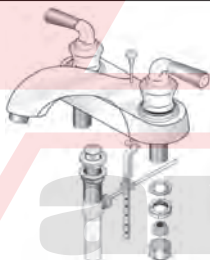
- Fits on 4" Centers
- Metal lever Handle
- Low Lead-Complies w/NSF-61 Standards

Part No. Description**10087LF** Chrome Without Pop-up**10086LF** Chrome With Brass Pop-up**ACRYLIC HANDLE LAVATORY FAUCET****Washerless Cartridge w/"D" Broach**

- Solid brass valve body & waterways
- Chrome
- Euro Design

Part No. Description**10120LF** Chrome Without Pop-up**10119LF** Chrome With Brass Pop-up**LEVER HANDLE CERAMIC DISC LAVATORY FAUCET****Ceramic Disc Cartridge**

- Lifetime Guarantee
- Fits on 4" Centers
- Solid Chrome Lever Handles
- Chrome Finish
- Lead Free-Complies w/NSF-61 Standards

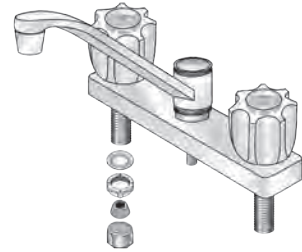
**Part No. Description****10025LF** Chrome With Brass Pop-up**WALL MOUNT FAUCET Solid Brass Waterways**

- Adjustable Centers 6½" to 9½"
- Replaceable Brass Seats and Stems
- Low Lead Complies w/NSF-61 Standard
- Water Saving Aerator 2.0 G.P.M.
- 12 Pt. Broach Chrome-plated Metal Handles

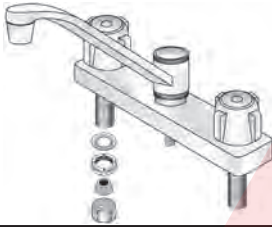
Part No. Description**10142LF** 6" Cast Spout**10149LF** 8" Cast Spout

EURO DESIGN TWO ACRYLIC HANDLE KITCHEN FAUCET**Washerless Cartridge With "D" Broach**

- Fits on 8" Centers
- Chrome Finish • Acrylic Handles
- Solid brass valve body & waterways



<u>Part No.</u>	<u>Description</u>
10117LF	Chrome With Spray
10118LF	Chrome Without Spray

**TWO HANDLE METAL KITCHEN FAUCET****Washerless Cartridge With "D" Broach**

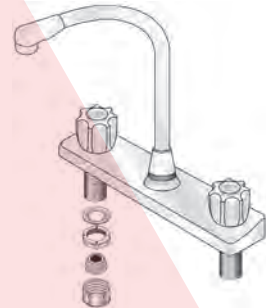
- Fits on 8" Centers
- 8" "D" Cast Brass Spout
- Metal Handles - 4 Point Chrome-Plated For Positive Grip
- Low Lead-Complies w/NSF-61 Standards

<u>Part No.</u>	<u>Description</u>
10164LF	Chrome - Metal Handles

TWO HANDLE METAL KITCHEN FAUCET**Washerless - Acrylic Handle High Spout**

- Washerless Cartridge with "D" Style Broach
- Clear Acrylic Handles
- High Tube Spout
- Low Lead-Complies w/NSF-61 Standards
- Fits on 8" Centers
- Chrome-Plated Finish

<u>Part No.</u>	<u>Description</u>
10178LF	Chrome Without Spray
10177LF	Chrome With Off-Body Spray

**SINGLE CONTROL TUB & SHOWER SET****Washerless stainless steel ball mechanism****Solid Brass Waterways**

- 2.5 GPM Flow Rate
- 1/2" IPS connection with CxC adapters
- Washerless, Replaceable Stainless Steel Ball Control

<u>Part No.</u>	<u>Description</u>
10048	Acrylic Handle
10046	Loop Handle

**TUB & SHOWER SET**

- Forged Brass Body
- Temperature Limit Stops
- Ceramic disc cartridge
- Replacement Parts Available
- Deluxe Shower Head
- Integral Stops
- Includes All Trim
- 1/2" IPS Connections with CxC adapters
- Chrome finish

<u>Part No.</u>	<u>Description</u>
10066	Solid & Loop Handle



SHOWER HEADS

- ABS construction • 2.0 GPM
- Chrome-plated finish
- 1 3/4" adjustable white face
- 1/2" Inlet



Part No.	Description
15001	Plastic Ball Joint
15035	Metal Ball Joint

- All ABS construction
- Chrome-plated steel flange

Part No.	Description
15029	Complete Assembly Including Flange w/brass ball joint



- ABS construction • Adjustable face
- 1/2" Inlet • Metal ball joint
- Clear acrylic body sleeve
- Chrome-plated finish



Part No.	Description
15038	3" White Face -2.5 GPM

- ABS construction
- Chrome-plated finish
- 2" adjustable face • 1/2" Inlet
- Metal ball joint • 2.5 GPM



Part No.	Description
15004	White Face

- Chrome-plated ABS
- 1/2" Inlet • Plastic ball joint



Part No.	Description
15039	Chrome - 2.0 GPM


- ABS construction • 1/2" Inlet
- 2" adjustable black face
- Metal ball joint • 2.5 GPM



Part No.	Description
15010	Black Face - 2.5 GPM

SHOWER HEAD - 1.8 GPM

- ABS construction
- 1/2" FIP • Chrome
- 2" Adjustable
- Chrome



- Brass Metal Construction
- Metal side handle adjustment
- 1/2" Inlet



Part No.	Description
15013	Chrome - 2" Face
15015	Chrome - 3" Face - 2.0 GPM

15134	Black Face
15046	White Face

- Metal construction
- Metal side handle adjustment
- 1/2" Inlet • 2.0 GPM
- Metal ball joint



Part No.	Description
15017	Chrome - 2" Face

- Brass construction
- 1/2" Inlet • Brass ball joint



Part No.	Description
15024	Chrome - 1.8 GPM

- Pulsating 3-way adjustment
- 3" adjustable white face
- Non-metallic • 1/2" Inlet
- Chrome-plated finish



Part No.	Description
15027	Metal Ball Joint - 2.5 GPM

FLANGE

- ABS shower arm flange
- Fits all 1/2" shower arms
- Chrome-plated finish

Part No.	Description
15041	ABS With Set Screw
25703	Steel Construction
25723	Brushed Nickel



CHROME-PLATED STEEL FLOOR & CEILING PLATE

- Steel pipe sizes

Part No.	Size
25741	3/8" - IPS
25743	1/2" - IPS
25745	3/4" - IPS
25747	1" - IPS
25751	1 1/2" - IPS



- Copper tubing sizes

25755	5/8" - OD
25757	7/8" - OD



SHOWER ARM



- Chrome-plated finish
- With 1/2" thread - both ends

Part No.	Description
15051	6" Chrome-Plated Brass
15055	8" Chrome-Plated Brass



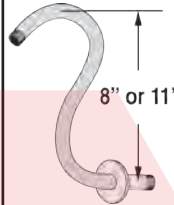
- High quality plated finish
- With 1/2" thread - both ends
- With metal flange

Part No.	Description
15053	6" Chrome



- ABS construction
- Chrome-plated Finish
- With 1/2" thread - both ends
- With flange

Part No.	Description
15059	7 1/4" Chrome-Plated ABS



- Brass shower arm
- Chrome-plated finish
- 1/2" MIP both ends
- Includes steel flange

Part No.	Description
15054	Height 8"
15056	Height 11"

- Die-cast • Chrome-plated finish • Use w/1/2" copper pipe

Part No.	Description
15075	Slide-On With Set Screw
15076	7" Extended length - Zinc

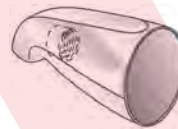


- Zinc die cast • Chrome-plated finish

Part No.	Description
15077	1/2" IPS Inlet

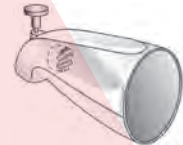
- 1/2" IPS thread on nose • Diverter on nose

Part No.	Description
15072	7" Extended length



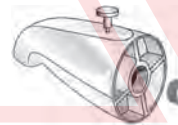
- Includes 3/4" to 1/2" reducing face bushing
- Diverter on body • 1/2" or 3/4" IPS Inlet

Part No.	Description
15083	Chrome-Plated Die Cast Zinc



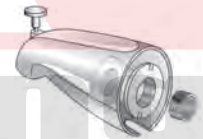
- Includes 3/4" to 1/2" reducing face bushing
- Diverter on nose • 1/2" or 3/4" IPS Inlet

Part No.	Description
15081	Chrome-Plated Brass
15085	Chrome-Plated Die Cast Zinc



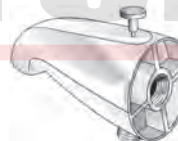
- Brass • Chrome-plated finish • Adjusts to 1"

Part No.	Description
15084	1/2" or 3/4" IPS Inlet



- With 3/4" to 1/2" IPS-reducing bushing • Chrome-plated finish
- 1/2" IPS outlet for hand-held showers • Die-cast

Part No.	Description
15086	1/2" or 3/4" IPS Inlet



- Chrome-plated finish • For use with 1/2" copper pipe
- Slide on spout with set screw • Diverter on nose

Part No.	Description
15089	Chrome-Plated Die Cast Brass



BATH DRAIN FACE PLATE

- Zinc die cast
 - Includes brass screws
- Part No.**
35243 Chrome handle & Clip

LIFT & TURN STYLE - 2 7/8" FLANGE

- Fine thread
- 1 1/2" diameter - 16 threads per inch

Part No.
35231 Chrome

- Coarse thread
- 1 7/8" diameter - 11 1/2 threads/inch

Part No.
35233 Chrome

**OVERFLOW FACE PLATE**

- Chrome-plated metal
- Part No.**
35244 2 Hole Round w/o Screws
35245 2 Hole Round w/Screws
35247 1 Hole Round w/Screws

TIP-TOE STYLE 2 7/8" FLANGE BATH DRAIN

- Coarse thread - 1 1/2" diameter
16 threads per inch
- Tapped 3/8" • Chrome-plated
- Includes washer

Part No.
35234 Chrome

**BOLTS FOR FACE PLATE**

- Chrome-plated brass
 - Sold & priced per bag of 100
- 35267** 1 1/2" x 1/4-20 thread

- Coarse thread - 1 1/2" diameter
11 1/2 threads per inch
- Tapped 5/16"

Part No.
35235 Chrome

**BASKET STRAINERS**

- Chrome Plated solid brass body & stainless steel basket
 - Fits sink with 3 1/2" - 4" opening
 - Fixed, chrome plated metal post
 - Brass slip-joint nut
- 30002** Brass body strainer

TIP-TOE STYLE DRAIN WITH GASKET

- A.B.S. Body
- Chrome plated finish

Part No.
35227 5/16" thread
35229 3/8" thread

**TRIP LEVER DRAIN W/WASHER**

- Brass body - stainless steel grid
- Tapped 10/24

Part No.
35269 1 1/2 x 11.5 coarse thread
35268 1 1/2 x 16 fine thread

**JUNIOR DUO - STAINLESS STEEL**

- Stainless steel body & basket
 - Fits sink with 1 7/8" - 2 1/4" opening
 - 1 1/2" Basket
 - 2 1/2" Standard shank
- Part No.**
30035 Die cast nut

PUSH & PULL BATH DRAIN

- 1 1/4" Fine thread
- Chrome-plated brass body
- 3/8" Brass Stem

Part No.
35254 Strainer Body & Stopper

**FLIP-IT STOPPERS**

- Flip-it stopper with "O" rings
- Part No.**
35249 Chrome-Plated
For Bath Drains

SNAP & PRESS STYLE STOPPER


- Fits Casper*
- ABS Construction
- Chrome-plated finish
- Snap & press style with rubber seal

Part No.
35240 3/8" Brass Stem
35242 5/16" Brass Stem



NO CAULK SHOWER DRAIN W/ WRENCH

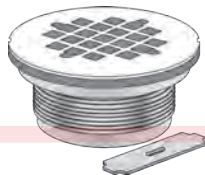
- Sch. 40 PVC or ABS
- Stainless or Plastic strainer
- Includes locking wrench
- Installs to pipe from above shower drain

**Part No.****15308** PVC - Stainless Grid**15312** ABS - Stainless Grid**NO CAULK SHOWER DRAIN**

- Sch. 40 PVC DWV
- Snap in Stainless or Plastic strainer
- Push-on, no-caulk gasket
- Locknut tightens from underside

**Part No.****15305** PVC - Stainless Grid**15303** PVC - Plastic Grid**NO CAULK BRASS SHOWER DRAIN**

- Brass
- Stainless Steel strainer
- Includes locking wrench
- Installs to pipe from above shower drain

**Part No.****15306** PVC - Stainless Grid**2" X 3" GENERAL PURPOSE DRAIN**

- PVC
- Stainless Steel strainer
- Solvent Weld

**Part No.****15319** PVC - Stainless Grid**SOLVENT WELD SHOWER DRAIN**

- 2" Sch. 40 PVC DWV
- Stainless Steel strainer
- Solvent weld

**Part No.****15309** PVC - Stainless Grid**DROP-IN SHOWER DRAIN**

15314

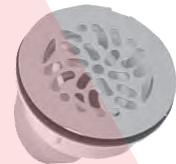
15316



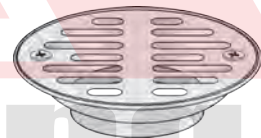
- 2" Solvent weld
- Stainless steel snap-in strainer
- Drain body drops through shower base
- Locknut tightens from underside

Part No.**15314** PVC - Stainless Grid**15316** ABS - Stainless Grid**45 DEGREE SHOWER DRAIN**

- When the installation depth is restricted
- Designed with a 45 degree discharge
- HUB connection
- No screws required to secure cover

**Part No.****73019** 2"1/2"**BRASS IPS SHOWER DRAIN**

- Brass Body
- Stainless Steel grid
- IPS Connection

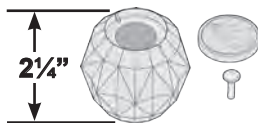
**Part No.****15315** 1 1/2" IPS**15317** 2" IPS**3" X 4" GENERAL PURPOSE DRAIN**

- Stainless Steel strainer
- Solvent Weld

15322

15324

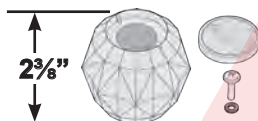
**Part No.****15322** PVC - Stainless Grid**15324** ABS - Stainless Grid

**DIAMOND SOCKET**

- For single handle tub & shower

Part No.

32137 Handle 2 1/4" with 1 Button & 1 Screw

**OFFSET DIAMOND SOCKET****Part No.**

32138 Handle 2 3/8" with 1 Button & 1 Screw

**STANDARD CRYSTAL OFFSET HANDLE INDEX BUTTON****Part No.**

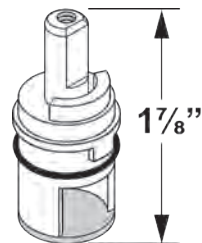
31053 Pair of 2 - Fits Delta after 1991

**ACRYLIC HANDLE FOR 2 HANDLE FAUCET****Part No.**

32145 Handle 1 5/8" with 2 Buttons & 1 Screw

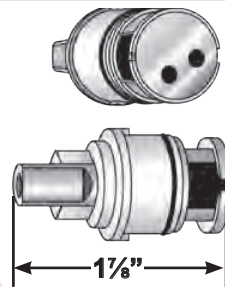
WASHERLESS CARTRIDGES

- Fits Delta, Delex & Peerless
- "D" broach
- **Plastic Stem, Stainless Steel seat**
- Use with 32119 spring & seal kit (old style long spring)

**Part No.**

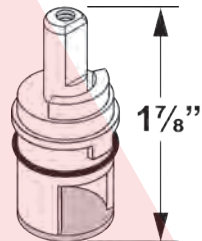
32125 Hot or Cold w Plastic Stem

- Fits EZ-FLO washerless acrylic 2 handle faucets.
- Fits Delta "D" broach washerless faucets
- **Brass Stem, Stainless Steel seat**
- Use with 32117 spring & seal kit (new style short spring)

**Part No.**

30237LF Hot or Cold w Brass Stem

- Fits Delta, Delex & Peerless
- "D" broach
- **Plastic Stem, Stainless Steel seat**
- Use with 32117 spring & seal kit (new style short spring)

**Part No.**

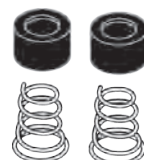
32126 Hot or Cold w Plastic Stem

SPRING & SEAL KITS**Part No.**

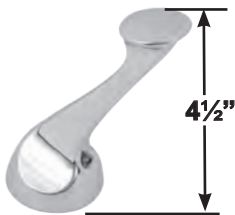
32119 Long Spring (Old Style) 4 Pieces

**Part No.**

32117 Short Spring (New Style) 4 Pieces



SINGLE LEVER



- Fits Delta
- 12 point broach
- Chrome

Part No.
32139

Delta/Peerless
kitchen - 4 1/2"

REPLACEMENT BALLS



32101



32109



32112

Part No.

32101LF Brass for Single Lever

32109LF Brass - Acrylic Handle

32112 Stainless Steel for Single Lever

EURO STYLE LOOP

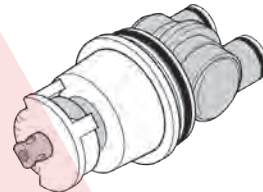


- Fits Delta/EZ-FLO
- for "D" broach single lever kitchen faucet
- Chrome

Part No.
30242 Loop Style

PRESSURE BALANCE CARTRIDGE


- Fits Delta Monitor pressure balance tub & shower valves
- Complete assembly



Part No.
61064 Complete Assembly


ANTI-SCALD CARTRIDGE

- Fits Delta pressure balance tub & shower valves
- "D" broach
- Plastic cartridge
- 2 1/8"



Part No.
32161 Complete Assembly

SINGLE HANDLE REPAIR KIT

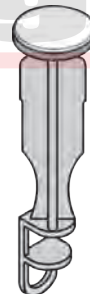



Part No.
32121 17 Piece Repair Kit
Includes 2 Cams - Heart & Slotted

POP-UP

- Fits Delta & Peerless
- ABS with stainless steel trim
- 5" long X 1 3/8" diameter

Part No.
32191 Plastic
5" lg. X 1 3/8" dia.



**Gerber****POP-UP PLUNGER**

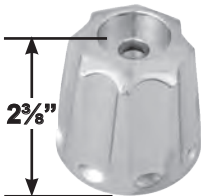
- ABS with stainless steel trim

Part No.

30431 4 1/8" x 1 1/4" Dia.

Gerber**BRASS SEAT****Part No.**

32501LF 5/8-20 Thread
27/64" High

**CHROME PLATED HANDLE**

2 3/8"



- Short sockets
- 16 point broach
- With screw & acrylic button
- Fits Gerber
- Chrome

Part No.

32531

Hot

32533

Cold


32535

Diverter


- 16 point broach
- Fits Gerber
- Fits 3 valve w/diverter

Part No.

32515 Diverter



5 1/16"

CHROME PLATED - LONG SOCKET

2 3/8"

- Short sockets
- 16 point broach
- With screw & acrylic button
- Chrome

Part No.

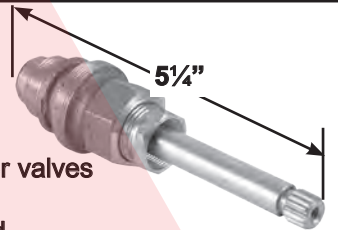
32541 Hot

32543 Cold

- 16 point broach
- Fits Gerber
- Fits tub & shower valves

Part No.

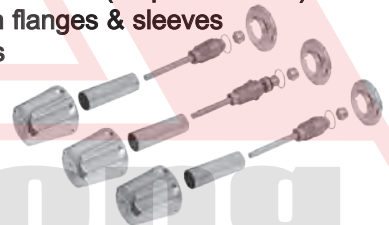
32517 Hot or Cold




5 1/4"

TUB & SHOWER REBUILD KIT

- 3 Chrome-plated handles & screws
- 2 brass tub/shower stems (16 point broach)
- 1 brass diverter stem (16 point broach)
- 3 escutcheon flanges & sleeves
- 3 brass seats

**Part No.**

60274 Kit

BRASS REPLACEMENT STEM

1 13/32"

- 16 point broach
- Fits kitchen & lavatory faucets
- New Style
- Fits Gerber

Part No.

32511LF Hot

32513LF Cold


Kohler

- 19 point broach
- Fits Kohler
- Fits Valvet

Part No.

32824LF Hot

32825LF Cold



2 1/2"

Kohler**REPLACEMENT BUTTON**


- Fits 32830 & 32833 - acrylic



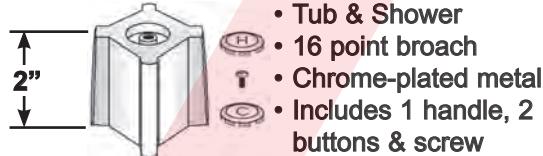
32832

Part No.**32831** "H" Button Only

32833

32832 "C" Button Only**4 BLADE HANDLE**

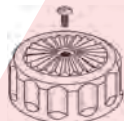
- Kitchen & lavatory
- 16 point broach
- Chrome-plated metal
- Includes 1 handle, 2 buttons & screw

Part No.**32830** Hot or Cold

- Tub & Shower
- 16 point broach
- Chrome-plated metal
- Includes 1 handle, 2 buttons & screw

Part No.**32833** Hot or Cold**Mixet****ACRYLIC VOLUME CONTROL KNOB**

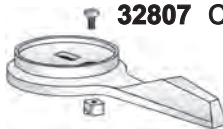
- Fits *Mixet

**Part No.****32808** Smoke**32809** Clear**TEMPERATURE CONTROL LEVER**

- Fits *Mixet Single control shower valve
- Includes insert & screw

**Part No.****32805** Smoke**32806** Clear

- Fits *Mixet

Part No.**32807** Chrome-plated plastic**Mixet****CARTRIDGE, STEM & BONNET**

- Cartridge, stem & bonnet
- Chrome-plated metal bonnet
- Fits *Mixet, models since 1968
- Made in Japan
- 4 1/2" length

Part No.**32813** Brass Base**Moen****CARTRIDGE**


- Washerless cartridge
- Fits single handle faucets

Part No.**32301LF** Brass made in Japan

- Washerless cartridge
- OEM quality
- Fits single handle faucets

Part No.**32308LF** Plastic Body made in Japan

- Washerless cartridge
- Fits 2-handle faucets
- Plastic

Part No.**32309** Plastic

- Washerless cartridge with tool
- Tub & Shower
- Brass OEM #1200

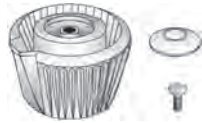
Part No.**31038** Brass

- Posi Temp Cartridge
- Plastic
- OEM #1222

Part No.**31039** Posi Temp

Moen**SINGLE CONTROL HANDLE - WITH SCREW****Part No.**

32325 Short Socket
Kitchen & Lavatory



32327 Long Socket
Kitchen & Lavatory

32323 Long Socket
Tub & Shower

SINGLE LEVER HANDLE - NEW STYLE**Part No.**

32316 Long Socket & Cap

ACRYLIC - FAUCET, TUB & SHOWER

- Includes: 1 handle, 2 buttons, 2 screws, 1 short, and 1 long
- Fits Moen two handle
- 2" high

Part No.

32317 Handle w/button and screws

POP-UP PLUNGER

- ABS with stainless steel trim

Part No.

32351 4" x 1-5/16" Dia.

Nibco**ACRYLIC HANDLE - KITCHEN & LAVATORY**

- 17 point broach
- Includes 1 handle, 2 buttons & screw
- Also fits *Lifetime & *Streamway
- Non-metallic faucets

Part No.

32852 Hot or Cold

Price Pfister**POP-UP REPLACEMENT PARTS****Part No.**

30383 ABS Pug With
Stainless Steel Trim
3 5/8" x 1 1/4" Diameter

**8" TUBULAR BRASS SPOUT**

- For 8" kitchen deck faucet

Part No.

30205LF Tubular Brass

**REPLACEMENT STEM**

- 12 point broach
- Includes nylon washer
- Fits compression 2 handle faucets
- Brass

Part No.

30251LF Hot or Cold



- Includes rubber cord packing
- Fits compression tub & shower valves

Part No.

30253 Hot or Cold

**Part No.**

30255 Diverter

**ESCUTCHEON NIPPLE**

- Nylon
- Fits *Price Pfister and others

Part No.

30327 21/32 - 18 Thread
x 2 3/4" Length



Price Pfister

POP-UP REPLACEMENT PARTS

Part No.

30386 Ball Crank & Nut



30396 Rod Strap



30397 Rod



DIVERTER WASHER

- OEM #950-040

Part No.

31036 Diverter Washer

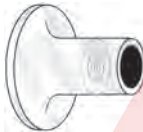
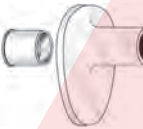


TUB & SHOWER FLANGE

- 2 $\frac{3}{4}$ " OD x 13/16" ID
- Metal construction
- 21/32 - 18 thread

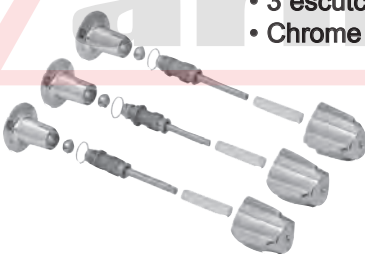
Part No.

30321 Chrome-Plated

30325 Chrome-Plated
Metal Oval Flange Only

TUB & SHOWER REBUILD KIT

- 1 chrome plated canopy diverter handle (12 point broach w/screw & button)
- 2 brass tub/shower stems (12 point broach)
- 1 brass diverter stem (12 point broach)
 - 3 escutcheon nipples
 - Chrome

Part No.

60268 Kit

Price Pfister

- 4 grip 1 $\frac{1}{8}$ " high
- 12 point broach w/screw
- Chrome-plated metal
- Kitchen & Lavatory

Part No.

30273 Hot

30275 Cold



Sayco

3 POINT STYLE

- 16 point broach
- Chrome-plated metal
- Includes: 1 handle, 2 buttons & screw

Part No.

32632 Hot or Cold



- 16 point broach
- Chrome-plated metal
- Includes: 1 handle, 1 button & screw

32631 Hot - Kitchen or Lav.

32633 Cold - Kitchen or Lav.



- 16 point broach
- Chrome-plated metal
- Includes: 1 handle, 1 button & screw

32641 Hot

32643 Cold

32644 Diverter

32651 Hot Button Only

32653 Cold Button Only

32655 Diverter Button Only

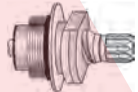


REPLACEMENT STEM

- Fits compression 2 handle faucets

32611LF Hot

32613LF Cold



- Fits compression tub & shower valve

32617 Hot

32619 Cold



ESCUTCHEON SLEEVE

- Chrome-plated metal
- 32683 2-15/16" x 1 $\frac{1}{8}$ "
OD x 1 $\frac{1}{4}$ " OD



TUB & SHOWER FLANGE

- Chrome-plated metal
 - Plastic sleeve
- 32680 2 $\frac{3}{4}$ " Dia. x 1 $\frac{1}{4}$ " ID
- 32681 1 $\frac{1}{4}$ " ID - Oval



Sterling

REPLACEMENT BRASS STEM

**Part No.**

- Fits tub & shower valve
- 32421** Hot or Cold

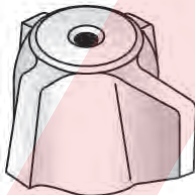


- 32423** Diverter

TUB & SHOWER HANDLE



- OEM # ESC20CP
- Part No.**
31025 Handle



HANDLES

- 16 point broach
 - Chrome-plated metal
- Tub & Shower**
32405 Hot
32407 Cold

Union Brass

HANDLE - KITCHEN & SHOWER



- 18 point broach with screw
 - Chrome-plated metal
- Part No.**
32915 Hot
32916 Cold

BRASS FLANGE NIPPLE



- Rough brass
- Part No.**
32919 1 1/8" x 9/16" OD

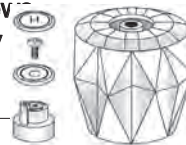
Valley

HANDLES

- 1 handle, 2 buttons and screw
- Kitchen & Lavatory**

Part No.

- 32844** Hot or Cold



SINGLE CONTROL HANDLE

- Old style lavatory, tub & shower

Part No.

- 32801** Acrylic Handle



LEVER HANDLE

Part No.

- 32843** Chrome-Plated Metal



REPLACEMENT CARTRIDGE

**Part No.**

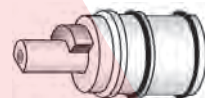
- 32842** Cartridge OEM V1112

- 32848** Repair Kit for V1112

- Washerless cartridge
- Fits 2 handle faucets

Part No.

- 32841** Plastic



- Washerless cartridge • Plastic
- Fits single handle kitchen & lavatory faucets

Part No.

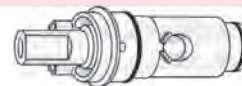
- 32837LF** w/o Spray
Diverter



- Washerless cartridge
- Roman tub, 2 handle bath/shower & widespread faucets

Part No.

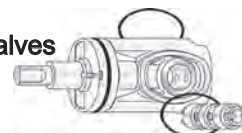
- 32839** Cartridge



- Washerless cartridge
- Fits pressure balance valves

Part No.

- 32854** Cartridge



FAUCET AERATOR

- Dual thread aerator with male or female threads
- 15/16" - 27 Male
- 55/64" - 27 Female
- Chrome-plated

**Part No.****30151LF** 2.0 GPM**Low Flow****30292LF** 0.5 GPM**30293LF** 1.5 GPM**UNIVERSAL STOPPER**

- Fits *Central Brass, *Eljer, *EZ-FLO, *Streamway & many others
- 4½" x 1¾" diameter

**Part No.****30401** Stainless Steel Trim**POP-UP REPLACEMENT PARTS**

- 3 piece set includes rod strap, ball crank & nut, chrome-plated flange

Part No.**30381** 3 Piece Set

- Female thread aerator • 2.0 GPM
- Use on spouts w/male threads

**Part No.****30155LF** 55/64" - 27 Chrome**FAUCET INSTALLATION KITS**

- 6 piece set includes 2 ea.: 1/2" PVC locknut, faucet rosette & rubber washer

Part No.**30196** For Faucets with 1/2" IPS Connections

- Male thread aerator • 2.0 GPM
- Use on spouts w/female threads

**Part No.****30159LF** 13/16" - 27 Chrome**KITCHEN FAUCET HOSE & SPRAY****Part No.****30171** Black Spray head With Hose & Guide**30173** Black Spray Head Only**30175** White Spray Head Only**EURO-STYLE LEVER HANDLE**

Fits EZ-FLO faucets

- For single-lever lavatory and tub & shower
- Also fit *Delta
- Chrome-plated

Part No.**30265** Loop Style**MIRROR FINISH FAUCET HOLE COVERS**

- Eases conversion of behind-the-wall faucets
- 1/8 inch Mirror Acrylic

Part No.**34041** for Single Hole**34043** for 3 Hole**WASHERLESS CARTRIDGES**

- "D" broach
- Brass stem, stainless steel seat

Part No.**30237LF** Hot or Cold**HANDLE & BIBB SCREW**

- Bibb screw - Phillips head brass
- Priced per 100 pack

Part No.**32951** 8-32 x 3/8"

- Pop-up Assembly
- Easily installed with most faucets
- Chrome body & trim
- High quality plated brass

Part No.

10907 Chrome ABS Body Pop-up

10908 Grey body ABS with stainless steel flange

- **Heavy-Duty OEM Quality Brass Pop-ups**

- Heavy pattern casting
- Heavy-gauge linkage, a premium product
- Chrome-plated body and trim

Part No.

10901 22-gauge high quality plated brass construction

10902 17-gauge heavy pattern brass casting, solid brass nuts

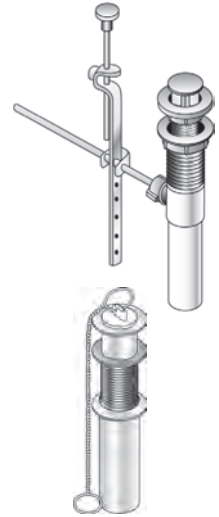
10903 22-gauge high quality plated brass construction (Brushed Nickel)

- **One Piece Brass Pop-up Assembly**

- Chrome plated brass - 24 gauge
- 1¼" x 5" one piece
- Rubber stopper with beaded chain

Part No.

35074 24-gauge chrome plated brass w/ brass locknut

**GARBAGE DISPOSER STOPPERS**

- Black plastic

Part No.

30097 Fits *Whirlaway



- Black plastic

Part No.

30098 Fits *IN-SINK-ERATOR



- Ivory

Part No.

30099 Flat- With Chrome Knob



- White Rubber

Part No.

30101 Molded Handle



- White Rubber

Part No.

30105 5" Flat - Kitchen & Tub

GARBAGE DISPOSER SPLASH GUARD**Part No.**

30102 Splash Guard - Fits *IN-SINK-ERATOR Guard

30103 Splash Guard - Universal

SINK DISPOSER STRAINER**Part No.**

30093 White PVC

**FIT-ALL STOPPER - 1" TO 1¾"**

- White rubber

Part No.

30107 1" - 1¾"

- White rubber

Part No.

30109 1½" - 2"

**GARBAGE DISPOSER HUSH CUSHION**

- Rubber

30125 Fits *IN-SINK-ERATOR & Universal Sizes

**FAUCET HOLE COVER****Part No.**

- Chrome-plated

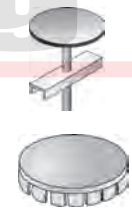
30131 1¾"

30133 2"

- Chrome-plated • Snap-in type

30137 1¾"

30139 1½"



DUO BASKET - SS

- Stainless steel body 304 - stainless steel stick post basket
- Fits sink with 3½" - 4" opening
- 4½" flange

Part No.**30001** With Die Cast Slip Joint Nut**DUO BASKET - SS CLAD ABS**

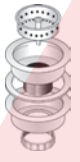
- ABS body - stainless steel stick post basket
- Fits sink with 3½" - 4" opening
- 4½" flange

Part No.**30005** Stick Post**DUO BASKET - WHITE ABS**

- White ABS body - white ABS basket
- Fits sink with 3½" - 4" opening
- 4½" flange

Part No.**30006** Stick Post**EZ CONNECT TYPE - SS**

- Stainless steel body - stainless basket
- Fits sink with 3½" - 4" opening
- 4½" flange
- 3-bolt flange installation

Part No.**30013** With Die Cast Slip Joint Nut**DOUBLE CUP - SS**

- Stainless steel body 304 - stainless basket
- Fits sink with 3½" - 4" opening
- 4½" flange

Part No.**30017** Standard Shank**SPIN & SEAL - CAST BRASS**

- Chrome-plated solid brass body - brass basket
- Fits sink with 3½" - 4" opening
- 4½" flange

Part No.**30021** Brass Post**FLAT TOP STRAINER - SS**

- Stainless steel 304
- Fits sinks with 3½" to 4" openings
- 4½" flange

Part No.**30031** Die-Cast Nut**JUNIOR DUO - SS**

- Chrome-plated brass body - stainless steel basket
- Fits sink with 1½" - 2¼" opening

Part No.**30037** Extended Shank - 3" Long**LAUNDRY TRAY PLUG**

- Fits sink with 1½" - 2¼" opening
- 2½" flange
- Rubber stopper

**Part No.****30041** Stainless Steel Body**FLAT TOP STRAINER - SS**

- Stainless steel 304
- Fits sinks with 1½" to 2¼" openings
- 2½" flange

**Part No.****30043** Die-Cast Nuts**REPLACEMENT BASKET - SS**

- 3½" diameter
- Flat bottom

**Part No.****30051** Rubber Bottom**30053** Replacement Basket

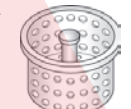
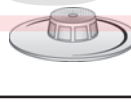
- Rubber bottom - fits *Sterling
- 30057** Rubber Pronged Bottom

**REPLACEMENT STRAINER**

- Crumb cup - stainless steel

**Part No.****30061** 1" Basin**30063** 1½" Sink

- Crumb cup with post - stainless steel

**30065** 1½" Sink With Post**3 PRONG DRAIN STRAINER****Part No.****30071** 1½"**30073** 1¾"**BATH DRAIN STRAINER****Part No.****30091** White PVC**RUBBER GASKET**

- Fits 4½" kitchen sink strainer

Part No.**36331** 4¾" OD x 3½" ID
x 3/32"

BATH STRAINER

- Chrome plated

**Part No.****35261** Universal Type**TUB SHOE STRAINER**

- Domed bath drain strainer

**Part No.****35271** Fits *Gerber
With 10/24 x 1 3/4" Screw**200 PIECE O-RING KIT****Part No.****36131** 12 Sizes In
Compartment Box**TUB SHOE GASKET**

- Black rubber
- For coarse or fine thread bath strainers

**Part No.****36301** 2 5/8" OD x 1 1/4" ID
x 3/32"**OVERFLOW GASKET**

- Sponge rubber

**Part No.****36305** 2 1/8" ID x 3-5/16" OD
Beveled From 3/16" To
9/16"**36307** Fits *Price Pfister And Old
Model *Sayco

EASTMAN.

SUPPLY LINES

EASTMAN.

For Faucet Installation

SS - 1/2" IPS X 3/8" IPS

- Brass inserts and brass nuts

Part No. **Length****48003** 12"**48004** 16"**48005** 20"**48006** 24"**48007** 30"**VINYL - 1/2" IPS X 1/2" IPS**

- Brass inserts and brass nuts

Part No. **Length****48133** 16"**48134** 20"**48135** 24"**VINYL - 1/2" IPS X 3/8" COMP.**

- Brass inserts and brass nuts

Part No. **Length****48130** 12"**48131** 16"**48132** 20"**48127** 24"**48128** 30"**Stainless Steel - 3/8" COMP. X 3/8" COMP.**

- Brass barsbs
- Nickel Plated Brass Nuts

Part No. **Length****48073** 12"**48075** 20"**48076** 24"**48032** 30"**VINYL - 3/8" FLARE X 1/2" IPS**

- Brass inserts and brass nuts

Part No. **Length****48723** 12"**48724** 20"**SS - 3/8" FLARE X 1/2" IPS**

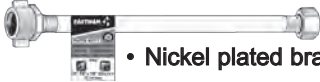
- Brass inserts and brass nuts

Part No. **Length****48047** 20"

For Toilet Installation

- For water closet installation
- High impact plastic ballcock nut
- Brass barb

VINYL - 1/2" IPS X 7/8" B/C NUT



- Nickel plated brass F.I.P. nut

<u>Part No.</u>	<u>Length</u>
48959	16"
48960	20"

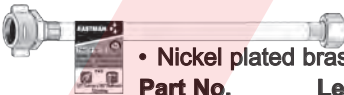
VINYL - 3/8" COMP. X 7/8" B/C NUT



- Nickel plated brass compression nut

<u>Part No.</u>	<u>Length</u>
48145	12"
48170	16"
48175	20"

VINYL - 1/2" COMP. X 7/8" B/C NUT



- Nickel plated brass compression nut

<u>Part No.</u>	<u>Length</u>
48179	12"

- For water closet installation
- Brass barb
- Brass compression nut
- High impact plastic ballcock nut

VINYL - 3/8" FLARE X 7/8" B/C NUT



<u>Part No.</u>	<u>Length</u>
48183	12"

VINYL - 1/2" FLARE X 7/8" B/C NUT



<u>Part No.</u>	<u>Length</u>
48973	12"


SS - 3/8" COMP. X 7/8" B/C NUT



- High Impact Plastic ballcock nut

48087	9"
48088	12"
48089	16"
48090	20"

PEX SUPPLY LINE - 3/8"



<u>Part No.</u>	
25348	12" - Toilet Installation
25350	20" - Toilet Installation
25342	20" - Faucet Installation
25344	30" - Faucet Installation

VITREOUS CHINA LAVATORY SINKS

LAVATORY ROUND



- Self-Rimming
- White Finish
- UPC & CSA Approval

34006	20" x 17" Oval
34007	19" Round

UNDERMOUNT LAVATORY 17" x 14" OVAL



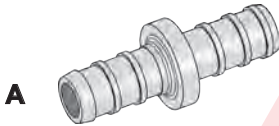
- Vitreous china
- Undermount
- Includes all installation hardware
- White

34008

BRASS PEX FITTINGS

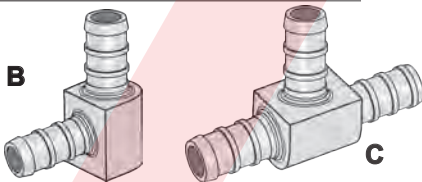
A Pex Coupling

Part No.	Size	Bag Qty.
65029LF	3/8"	25
65030LF	1/2"	25
65032LF	3/4"	25
65033LF	1"	25
65031LF	3/4" x 1/2"	25



B Pex Elbow

Part No.	Size	Bag Qty.
65087LF	3/4" x 1/2"	25
65050LF	3/8"	25
65051LF	1/2"	50
65088LF	3/4"	25
65089LF	1"	15



C Pex Tee

Part No.	Size	Bag Qty.
65039LF	3/8"	25
65040LF	1/2"	25
65045LF	3/4"	25
65049LF	1"	25
65041LF	1/2"x1/2"x3/4"	25
65042LF	3/4"x1/2"x1/2"	25
65043LF	3/4"x1/2"x3/4"	25
65046LF	1"x3/4"x3/4"	15
65047LF	1" x 1" x 1/2"	25
65048LF	1" x 1" x 3/4"	25

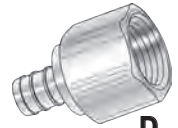
SS CLAMP RATCHET TOOL



Part No.	Description
65177	3/8", 1/2", 3/4", & 1"

D Pex x FIP Adapter

Part No.	Size	Bag Qty.
65094LF	1/2" x 1/2"	25
65095LF	1/2" x 3/4"	25
65096LF	3/4" x 3/4"	25



E Pex MPT Adapter

Part No.	Size	Bag Qty.
65098LF	1/2" x 1/2"	25
65124LF	1/2" x 3/4"	25
65125LF	3/4" x 1/2"	25
65126LF	3/4"	25
65127LF	3/4" x 1"	25
65129LF	1"	15



F Male Sweat x Pex Adapter

Part No.	Size	Bag Qty.
65034LF	1/2" x 1/2"	25
65035LF	3/4" x 3/4"	25



G Female Sweat x Pex Adapter

Part No.	Size	Bag Qty.
65132LF	1/2" x 1/2"	25
65134LF	3/4" x 3/4"	25
65154LF	1" x 1"	25



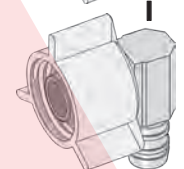
H Pex x Female Swivel Adapter

Part No.	Size/Nut	Bag Qty.
65036LF	1/2" x 1/2" plastic	25
65037LF	1/2" x 1/2" brass	25
65038LF	3/4" x 3/4" brass	25



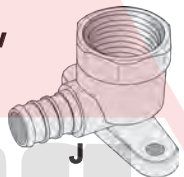
I Pex Swivel Elbow (Plastic Nut)

Part No.	Size/Nut	Bag Qty.
65135LF	1/2" x 1/2"	25



J Pex x FIP Pipe Drop Ear Elbow

Part No.	Size	Bag Qty.
65144LF	1/2"	25



K Pex Crimp Ring

Part No.	Size	Bag Qty.
65150	3/8"	100
65151	1/2"	100
65152	3/4"	100
65153	1"	100



- One tool needed for 3/8", 1/2", 3/4", 1"
- Ratchet mechanism assures complete crimps which eliminates the need for a crimp gauge
- Crimps conform to ASTM F2098 specifications
- Tool length is 11"

PEX TUBING & POLYMER FITTINGS

WHITE, BLUE & RED PEX TUBING



- For Use with hot or cold potable water plumbing application
- Copper tube size
- Not for use with LP or natural gas
- Measured in ID sizes

PLUMBING
ELECTRICAL

Part No.	Color	ID	Length
85724	White	1/8"	100'
85725	White	1/4"	100'
85786	White	3/8"	100'
85787	White	1/2"	100'
85788	White	3/4"	100'
85790	White	1/2"	300'
85791	White	3/4"	300'

Part No.	Color	ID	Length
85792	Blue	1/2"	100'
85793	Red	1/2"	100'
85794	Blue	3/4"	100'
85795	Red	3/4"	100'
85796	Blue	1/2"	300'
85797	Red	1/2"	300'
85798	Blue	3/4"	300'
85799	Red	3/4"	300'

HIGH PERFORMANCE POLYMER FITTINGS

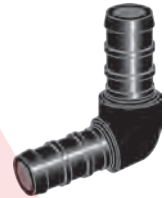
- Complies with Low Lead Plumbing Law • Packaged 25 per bag • Priced Individually

COUPLING - PEX x PEX



Part No.	Size
66030	1/2" x 1/2"
66031	3/4" x 1/2"
66032	3/4" x 3/4"
66033	1" x 1"

ELBOW - PEX x PEX



Part No.	Size
66051	1/2" x 1/2"
66087	3/4" x 1/2"
66088	3/4" x 3/4"
66089	1" x 1"

TEE - PEX x PEX x PEX



Part No.	Size
66040	1/2" x 1/2" x 1/2"
66041	1/2" x 1/2" x 3/4"
66042	3/4" x 1/2" x 1/2"
66043	3/4" x 1/2" x 3/4"
66044	3/4" x 3/4" x 1/2"
66045	3/4" x 3/4" x 3/4"
66046	1" x 3/4" x 3/4"
66047	1" x 1" x 1/2"
66048	1" x 1" x 3/4"
66049	1" x 1" x 1"

MALE ADAPTER - PEX x MIP



Part No.	PEX	MIP
66098	1/2"	1/2"
66124	1/2"	3/4"
66125	3/4"	3/4"
66126	1"	1"

PEX PLUG



Part No.	PEX
66091	1/2"
66092	3/4"
66093	1"

COMBINATION CRIMP TOOL

- For use with PEX fittings
- Tool length is 12" and weighs 2 lbs.
- 1/2" and 3/4" combination
- Go/no-go gauge included

65155



DOUBLE**86100** 4 Faucet Hole Sink**86110** 3 Faucet Hole Sink

FHP, 33" x 22" x 6" Stainless Steel, Double
Compartment, 23 gauge, Sound Deadening Pads,
Satin Finish, Fastening clips included.

**86102** FHP, 33" x 22" x 6½" Stainless Steel, Double

Compartment, 4 Faucet Hole Sink. 221 gauge, Extra
Deep Ledges, Ultra Quiet Sound Deadening Pads, Reinforced "Safe-T" Rim-Rolled Edges
For Safety & Durability, Mounting Fasteners.

86103 FHP, 33" x 22" x 8" Stainless Steel, Double Compartment, 4 Faucet Hole Sink.

20 gauge, Extra Deep Ledges, Ultra Quiet Sound Deadening Pads, Reinforced "Safe-T"
Rim-Rolled Edges For Safety & Durability, Mounting Fasteners, Satin Finish.

SINGLE**86101** FHP, 25" x 22" x 6½" Stainless Steel, Single

Compartment, 4 Faucet Hole Sink. 22 Gauge, Extra Deep
Ledges, Ultra Quiet Sound Deadening Pads, Reinforced "Safe-T"
Rim-Rolled Edges For Safety & Durability, Mounting Fasteners.

**TOILET SEATS**

- 5 YEAR WARRANTY
- Corrosion free nylon hinge posts
- Closed front
- Stylishly contoured

REGULAR ROUND BOWL

<u>Part No.</u>	<u>Description</u>	<u>Color</u>
65901	Durable Plastic	White
65905	Enameled wood composition	White

**REGULAR ELONGATED BOWL**

<u>Part No.</u>	<u>Description</u>	<u>Color</u>
65903	Durable Plastic	White
65907	Enameled wood composition	White

SOFT-CLOSE TOILET SEAT

- High Strength Hinges
- White Finish

<u>Part No.</u>	<u>Description</u>	<u>Color</u>
65931	Round	White
65933	Elongated	White

**COMMERCIAL GRADE**

- Open front
- Heavy weight solid plastic

<u>Part No.</u>	<u>Description</u>
65912	Round w/o cover - external check hinge w ss post
65913	Elongated w/o cover - external check hinge w ss post
65914	Elongated w/o cover - corrosion proof nuts & bolts

TOILETS - TOILET REPAIR PARTS

ADA ELONGATED TOILET - IN - A - BOX



- Elongated ADA Two Piece Toilet
- 16½" ADA Height Tank
- 1.28 gpf High Efficiency Toilet
- EPA WATERSENSE HET LISTED
- 12" Rough-in
- 3" Flush Valve
- Right Hand Trip Lever Available
- UPC Listed

Part No Description

T3511 Elongated Bowl

ELONGATED 2-PIECE TOILET - IN - A - BOX



- Elongated Two Piece Toilet
- 1.28 gpf High Efficiency Toilet
- EPA WATERSENSE HET LISTED
- 12" Rough-in
- 3" Flush Valve
- UPC Listed
- Includes Tank, Bowl, Seat, Wax Ring
- White w/Matching White Handle

Part No Description

T3512 Elongated Bowl

ROUND 2-PIECE TOILET - IN - A - BOX

Finish: White - Individually Boxed

- 1.28 gpf High Efficiency Toilet
- EPA WATERSENSE HET LISTED
- 12" Rough-in
- 3" Flush Valve
- UPC Listed
- Includes Tank, Bowl, Seat, Wax Ring, Hardware
- White w/Matching White Handle



Part No Description

T3513 Round Bowl


TOILET WEDGE

- Packed & priced 8/bag

Part No Description

31001 Hard

31002 Soft



BIGFOOT COVER PLATE

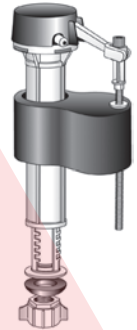
Covers stained or damaged floor when converting to a 1.6 gpm toilet.
31003



TOILET TANK REPAIR VALVE

- Adjustable 8" - 13"
- Easy No Tool Installation
- Anti-Siphon Valve
- UPC/CSA/ASSE approved and certified
- Use to replace Fluidmaster 400A & many others

5 YEAR WARRANTY



Part No Description

40202 Repair Valve

FORCE CUP PLUNGER

40281

UNIVERSAL FIT-ALL
Heavy Duty Toilet Plunger
With 21" Wood Handle.



KORKY FLAPPER

40097 Korky Black Flapper(54X)

40098 Korky Red Flapper(2001X)

Premium chlorazone 5 yr. warranty.



TOILET TANK REPAIR VALVE

Do away with old fashioned float and rod arm. Fast and positive shut off

- Anti-Siphon
- Code Approved
- Adjustable From 9" to 14"
- Will Fit 97% of All Tanks
- Stops Shut Off Leaks

40237 (400A) Repair Valve



TOILET JACK

- Never lift a toilet again! It lifts it for you.
- Don't put anyone at risk of injury again!
- Sanitary & eliminates the water mess. Water can't spill over the p-trap
- Toilet is never lowered to the floor. No wax mess to clean up and don't fight, guess, or hope you align the toilet bolts correctly
- 175 lb. Capacity
- Use for commercial wall mounts.



40275

CLOSET BOLTS

- Nickel plated open end nut
- Nickel plated washer
- Plastic captive washer
- Sold, priced & poly-bagged by the pair

**Part No.**

40018	5/16" x 2 1/4" - Brass
40019	1/4" x 2 1/4" - Brass
40030	5/16" x 3 1/2" - Brass
40026	5/16" x 2 1/4" - Break Off
40022	1/4" x 3 1/2" - Brass
40020	1/4" x 2 1/4" - Break Off
40024	1/4" x 2 1/4" - Brass Plated
40025	1/4" x 3 1/2" - Brass Plated

TANK TO BOWL BOLTS

- Complete with washers
- Round head bolts
- Sold, priced & poly-bagged by the pair
- 5/16" x 3"

**Part No.**

40041	Brass w/round head bolt
40047	Brass Plated w/round head
40043	Brass w/flat head bolt

CLOSET BOLT SET

- Nickel plated open end nut
- Nickel plated washer
- Plastic captive washer

**Part No.**

40028	5/16" x 2 1/4" Brass Plated
--------------	-----------------------------

ADJ. TANK TO BOWL BOLT SET

- Complete with nuts and washer
- Adjustable
- Used to accommodate offset bolt hole patterns

**Part No.**

40045	Brass
--------------	-------

NYLON CLOSET BOLT SET

- 100% Corrosion proof
- Designed for smoother, faster threading
- Unique bolt base preloads into any flange and eliminates the need to double nut
- Resists damaging china due to overtightening
- Priced and sold per pair

Part No.

40210	2 1/2" Nylon Bolts
40211	3 1/2" Nylon Bolts

**TANK TO BOWL GASKET**

- Used on flush valve to seal tank to bowl connection
- Beveled sponge rubber

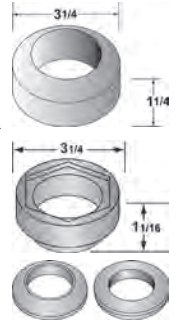
**Part No.**

36255	Fits *Gerber
36256	Fits *American Standard, *Kohler, *Western Pottery & *Briggs

- Recessed molded rubber

Part No.

36257	Fits *Kohler & *American Standard
36259	Fits Eljer

**WAX RINGS 4"**

- For setting most floor mounted toilets

Part No.

40143	Ring Only
40144	Wax ring w/ flange 4" x 3"

**CLOSET FLANGE - 4"**

- Used for repair or replacement

Part No.

40015	Brass
--------------	-------



- PVC WITH ADJUSTABLE METAL RING

- Schedule 40 P.V.C.

85695	4" x 3" Hub
--------------	-------------

- OFFSET

- P.V.C. with adjustable metal ring

85693	4" x 3" Offset Hub
--------------	--------------------

- Schedule 40 P.V.C.

- Fits 3" or 4"

- Standard pattern

- Without stop or knocker

40012	4" x 3" Hub
--------------	-------------

TOILET MASTER BOLT & CAP SYSTEM

- No hand tools required, truly tool-free toilet bolt system
- On & off by hand, fast to install
- Easy to remove, reusable
- Cap is the fastener and holds toilet in place
- Hi-impact plastic that will not break under normal use
- No rust, no corrosion
- No breaking flanges from over tightening
- Bolt measures 5/16 in. x 2 in.
- Cap measures 1-5/16 in. Dia 1 1/4 in. H
- Works with standard & jumbo wax rings



40273	Tool-free Toilet Bolt and Cap System
--------------	--------------------------------------

**FLUSH VALVE - *DOUGLAS TYPE**

- Includes locknut & washer
- Part No.**
40053 Non-Metallic Valve
With Flapper & Chain

**TOILET TANK FLAPPER**

- Universal 3-way Fit-all style
 - Stainless steel chain & hook
- Part No.**
40073 Cut off type trundle
- Fits *Kohler
- 40076** With Stainless Steel
Chain/Hook

**TOUCH FLUSH VALVE**

- Fits *Eljer
- Rubber float
- Includes chrome plated flush handle

Part No.
40079 Flush valve unit

**TILT VALVE ACTUATING UNIT**

- Fits *American Standard
- New style low unit

Part No.
40220 New style low unit

**BALLCOCK REPAIR KIT**

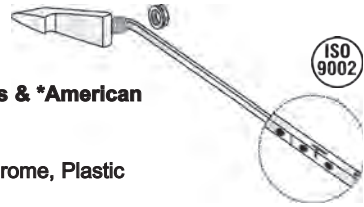
- Part No.**
- Fits *Fluidmaster
 - Sold & priced per bag of 100

40225 Seal, Fits #100,
#200 Ballcocks

**4½" SIDE MOUNT BRASS ARM**

- Heavy duty
- Solid brass arm
- Fits Kohler Rialto

Part No.
14307 Polished Brass Handle
Metal Nut

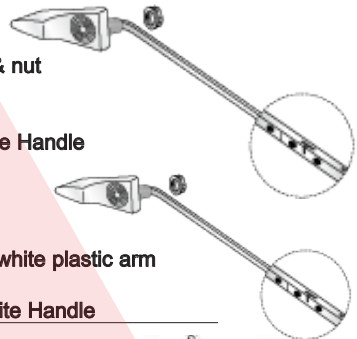
4¼" PLASTIC ARM

- Fits *Eljer, *Briggs & *American Standard
- Part No.**
40055 Plastic, Chrome, Plastic

8½" TOILET TANK LEVERS

- Universal fit
- White finish
- White plastic arm & nut

Part No.
40057 8½" Chrome Handle



- Universal fit - with white plastic arm
- Part No.**
40058 Plastic, White Handle

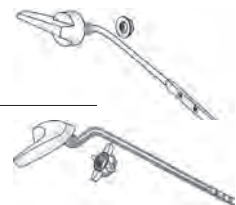
- Chrome Brass Handle
 - Heavy duty arm with external adj.
 - Fits *Kohler
- 40061** Brass Nut
40060 Metal Nut

- Fits *Eljer
 - Side mount
 - Chrome finish
 - Metal handle, plastic nut
- 40063** 9¼" Brass Arm

- 8½" Arm
 - Heavy duty universal fit
 - Metal handle
- 40064** Brass Arm & Nut
40065 Brass Plated Arm
Plastic Nut
40066 Brass Plated Arm &
Metal Nut
40067 Brass Arm &
Metal Nut

- Fits *Eljer, *Briggs & *American Standard
 - Metal handle and nut
- 40069** 5½" Brass Arm

- Fits *Kohler
- 40070** Plastic, Chrome, Plastic



1/4 TURN ANGLE STOP VALVE

**Part No.**

10731LF 3/8" IP x 3/8" OD


10732LF 1/4" IP x 1/2" OD

10733LF 1/2" IP x 3/8" OD

10738LF 5/8" OD x 3/8" OD

10739LF 5/8" OD x 1/2" OD

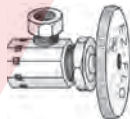
STRAIGHT STOP VALVE

**Part No.**

10754LF 3/8" OD x 3/8" OD

10755LF 3/8" OD x 1/2" OD

ANGLE STOP VALVE

**Part No.**

04338LF 1/2" IPS x 1/2" OD

04328LF 1/2" IPS x 1/2" or 7/16" S/J

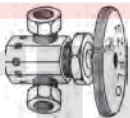
04387LF 1/2" Sweat x 3/8" OD

04348LF 5/8" OD x 3/8" OD

04358LF 5/8" OD x 1/2" OD

04356LF 5/8" OD x 1/2" or 7/16" S/J

3-WAY ANGLE STOP VALVE

**Part No.**

04326LF 1/2" IPS x 3/8" OD x 3/8" OD

STRAIGHT STOP VALVE

**Part No.**

04385LF 1/2" Sweat x 3/8" OD

3-WAY STOP VALVE - 1/4 TURN



- Dual Outlet
- Teflon Seats
- Forged brass body
- Brass ball

COMPRESSION INLET

48652LF 3/8" OD x 3/8" OD x 5/8" OD

48654LF 3/8" OD x 1/4" OD x 5/8" OD

H/D FULL PORT BALL VALVE



- Forged brass construction
- Stamped steel handle with vinyl grip
- 1/4 turn operation
- Teflon seal
- Full port
- 150 PSI - 600 WOG

Part No.

20043LF* 3/8" IPS

20045LF * 1/2" IPS

20047LF * 3/4" IPS

20049LF * 1" IPS

20051LF* 1 1/4" IPS

20053LF* 1 1/2" IPS

20055LF* 2" IPS

20061LF 1/2" CxC

20063LF 3/4" CxC

20065LF 1" CxC

*CSA approved

STD. PORT BALL VALVE COMP.



- Forged construction
- 125 PSI - 400 WOG
- Stamped steel handle w/ vinyl grip
- 1/4 turn operation
- Standard port
- Teflon seal

Part No.

20096LF 1/2" Comp. X Comp.

20097LF 3/4" Comp. X Comp.

SS PIPE REPAIR CLAMP - 3"

- 301 stainless steel shield
- Galvanized malleable iron lugs
- Plated long neck carriage bolt & nut
- High content neoprene gasket

<u>Part No.</u>	<u>Size</u>
45181	1/2" IPS
45183	3/4" IPS
45185	1" IPS
45187	1 1/4" IPS
45189	1 1/2" IPS
45191	2" IPS

RED BRASS PIPE NIPPLE

- 3/4" IPS

<u>Part No.</u>	<u>Length</u>
78725LF	2"
78729LF	3"
78741LF	6"

**TEST CAP WITH SS CLAMP**

<u>Part No.</u>	<u>Dia.</u>
43451	1 1/2"

**FLOOR DRAIN COVER**

- Stainless steel cover

<u>Part No.</u>	
43470	For 2" Pipe - 3" OD
43471	For 3" Pipe - 4" OD
43472	For 4" Pipe - 5" OD

**COMPRESSION COUPLING**

- Brass 3" short pattern - 125 PSI



<u>Part No.</u>	IPS: 3/8" - Copper: 1/2"
20521LF	
<u>Part No.</u>	IPS: 1/2" - Copper: 3/4"
20523LF	
<u>Part No.</u>	IPS: 3/4" - Copper: 1"
20525LF	

NO-HUB COUPLING

- Stainless steel band and clamps



<u>Part No.</u>	<u>Size</u>
43401	1 1/2"
43403	2"
43405	3"
43407	4"

SEWER RELIEF VALVE

<u>Part No.</u>	<u>Dia.</u>
43507	3"
43509	3 1/2"
43511	4"

**TEST PLUG**

- Galvanized steel flange with rubber gasket

<u>Part No.</u>	<u>Size</u>
43431	1 1/2"
43433	2"



PVC TUBULAR

"P" TRAP - PVC

- Less tray adapter
- Printed poly bag



<u>Part No.</u>	
35375	1 1/2" With 1 1/2" to 1 1/4" Reducing Washer
35374	1 1/2"

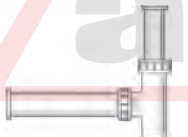
1 1/2" "J" BEND - PVC

- Printed poly bag

<u>Part No.</u>	
35371	1 1/2" With 1 1/2" to 1 1/4" Reducing Washer

**1 1/2" DISPOSER KIT - PVC**

- Printed poly bag



<u>Part No.</u>	
35398	1 1/2"

1 1/2" FLEXIBLE "J" BEND - PVC

- "J" bend

<u>Part No.</u>	
35301	1 1/2" to 1 1/4" Reducing Washer & 1 1/2" Washer

**"Y" BRANCH TAILPIECE - PVC**

- 1 1/2" X 8" With 5/8" OD Barbed Branch
- Dishwasher Tailpiece



<u>Part No.</u>	
35310	DW Tailpiece w/Direct Connection
35311	DW Tailpiece w/Slip Connection

1 1/2" REPAIR TRAP - PVC

- Captive nut on elbow
- "J" bend

<u>Part No.</u>	
35380	With 1 1/2" & 1 1/2" to 1 1/4" Reducing Washer



1½" FLEXIBLE FLANGED TAILPIECE - PVC

- Flanged tailpiece with captive nut

**Part No.**

35315 1½" and 12"

EXTENSION TUBE WITH NUT - PVC

- Printed poly bag

**Part No.**

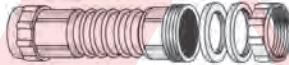
35360 1¼" x 6"

35361 1½" x 8"

35362 1½" x 12"

1½" FLEXIBLE COUPLING - PVC

- Can also be used as an elbow

**Part No.**

35309 With 1½" & 1½" to 1¼"

Reducing Washer and 1½"

Reducing Washer

FLEXIBLE EXTENSION TUBE

- With S/J nut & washer

**Part No.**

35317 1½" x 12"

35321 1¼" x 8"

1½" TAILPIECE - PVC

- Flanged
- Printed poly bag

**Part No.**

35350 1½" x 6"

35351 1½" x 8"

35352 1½" x 12"

EXTENSION TUBE - SOLVENT WELD

- PVC solvent weld end

**Part No.**

35366 1½" x 6"

35367 1½" x 12"

1½" WASTE ARM - PVC

- Printed poly bag

**Part No.**

35389 15" - Slip Joint Connection

1½" END OUTLET - PVC

- Kitchen sink end waste outlet
- With baffle in tee
- Printed poly bag

Part No.

35385 15" Direct Connection

35386 15" Slip Joint Connection

1½" CENTER OUTLET - PVC

- Kitchen sink end waste outlet
- With baffle in tee
- Printed poly bag

Part No.

35393 16" Direct Connection

35394 16" Slip Joint Connection

1½" TEE & TAILPIECE - PVC

- For end outlet waste
- With baffle
- Printed poly bag

**Part No.**

35387 1½"

1½" 90° ELBOW - PVC

- Slip joint connection
- Printed poly bag

**Part No.**

35335 With 1½" Washer

1½" COUPLING - PVC

- Slip joint connection
- Printed poly bag

**Part No.**

35331 With 1½" x 1¼"

Reducing Washer and 1/2" Washer

SLIP JOINT NUTS - PVC

- White PVC nut

**Part No.**


35064 1½"

35068 1¼"

SLIP JOINT WASHER

- Rubber

<u>Part No.</u>	<u>Dia.</u>
36201	1 $\frac{1}{4}$ "
36203	1 $\frac{1}{2}$ "



- Polyethylene

<u>Part No.</u>	<u>Size</u>
36214	1 $\frac{1}{4}$ "
36215	1 $\frac{1}{2}$ "
36217	1 $\frac{1}{2}$ " x 1 $\frac{1}{4}$ "
36219	1 $\frac{1}{2}$ " Tailpiece

"P" JOINT - BRASS

- Chrome plated 22 gauge



<u>Part No.</u>	<u>Dia.</u>
35001	1 $\frac{1}{4}$ "
35002	1 $\frac{1}{2}$ "

"J" BEND - W/CAPTIVE NUT

- PVC J-Bend for 1 $\frac{1}{2}$ " Trap
- Captive Nut on End
- Incl. 1 $\frac{1}{2}$ " x 1 $\frac{1}{4}$ " Reducing Washer



<u>Part No.</u>	<u>Dia.</u>
35305	1 $\frac{1}{2}$ "

EXTENSION PIECE WITH NUT - BRASS

- Chrome plated 22 gauge



<u>Part No.</u>	<u>Size</u>
35105	1 $\frac{1}{2}$ " x 12"
35106	1 $\frac{1}{4}$ " x 12"

FLANGED TAILPIECE - BRASS

- Chrome plated 22 gauge



<u>Part No.</u>	<u>Size</u>
35082	1 $\frac{1}{2}$ " x 6"
35085	1 $\frac{1}{4}$ " x 12"

"Y" - BRANCH TAILPIECE - BRASS

- 3/4" branch outlet (7/8" OD)
- For dishwasher installation
- Chrome plated 22 gauge
- With captured nut



<u>Part No.</u>	<u>Size</u>
35128	1 $\frac{1}{2}$ " x 6"

EXTENSION TUBE - BRASS

- Chrome plated 22 gauge
- Threaded both ends

<u>Part No.</u>	<u>Size</u>
35120	1 $\frac{1}{4}$ " x 6"
35122	1 $\frac{1}{4}$ " x 12"
35124	1 $\frac{1}{2}$ " x 6"
35126	1 $\frac{1}{2}$ " x 12"



WASTE ARM SLIP JOINT - BRASS

- Chrome plated 22 gauge
- Slip joint connection

<u>Part No.</u>	<u>Size</u>
35092	1 $\frac{1}{4}$ " x 12"
35011	1 $\frac{1}{4}$ " x 15"



END OUTLET - BRASS

- Chrome plated 22 gauge

<u>Part No.</u>	<u>Size</u>
35007	1 $\frac{1}{2}$ " x 16" Slip Joint Conn.
35009	1 $\frac{1}{2}$ " x 26" Direct Conn.



TEE - BRASS

- Chrome plated
- Slip joint connection

<u>Part No.</u>	<u>Size</u>
35139	1 $\frac{1}{2}$ " x 16" Slip Joint Conn.



TEE & TAILPIECE - BRASS

- Chrome plated
- Slip joint connection

<u>Part No.</u>	<u>Size</u>
35015	1 $\frac{1}{2}$ " For End Outlet Waste



SLIP JOINT NUTS

- Chrome plated die cast

<u>Part No.</u>	<u>Size</u>
35065	1 $\frac{1}{2}$ "
35067	1 $\frac{1}{2}$ " x 1 $\frac{1}{4}$ "
35069	1 $\frac{1}{4}$ "



FROST FREE SILL COCK

- Heavy Brass Construction
- Notched
- MHT Outlet
- Large Wheel Handle
- 1/2" MIP X 1/2" CxC or 3/4" MIP X 1/2" FIP



<u>Part No.</u>	<u>Length</u>	<u>Sizes</u>
80219	4"	1/2" MIP X 1/2" CxC
80220	6"	1/2" MIP X 1/2" CxC
80221	8"	1/2" MIP X 1/2" CxC
80222	10"	1/2" MIP X 1/2" CxC
80223	12"	1/2" MIP X 1/2" CxC



With VACUUM BREAKER

<u>Part No.</u>	<u>Length</u>	<u>Sizes</u>
80230	4"	1/2" MIP X 1/2" CxC
80226	6"	1/2" MIP X 1/2" CxC
80227	10"	1/2" MIP X 1/2" CxC
80228	12"	1/2" MIP X 1/2" CxC



BRASS SILL COCK

- Rough Brass Body
- MHT Outlet

<u>Part No.</u>	<u>Size</u>
20221	1/2" FIP
20223	3/4" FIP
20222	1/2" C x C Sweat



BOILER DRAIN

- Rough Brass Body
- MHT Outlet

<u>Part No.</u>	<u>Size</u>
20271	1/2" MIP
20273	3/4" MIP
20281	1/2" FIP
20283	3/4" FIP

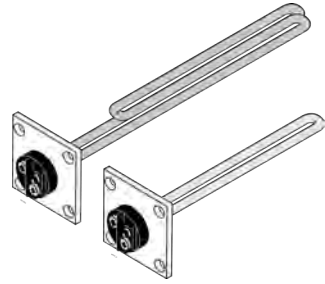


WATER HEATER PARTS

PLUMBING
ELECTRICAL

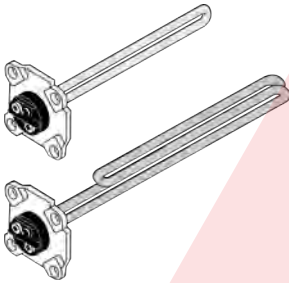
FOUR - BOLT ELEMENTS

Volt	Watt	PN	PN
120	1500	F115	F115L
240	1500	F215	F215L
240	2500	F225	F225L
240	3500	F235	F235L
240	4500	F245	F245L
240	5500	F255	F255L




RAISED CORNER FOUR-BOLT ELEMENTS

120	1500	U115	U115L
240	1500	U215	U215L
240	2500	U225	U225L
240	3500	U235	U235L
240	4500	U245	U245L
240	5500	U255	U255L
240	2500	SHU225*	



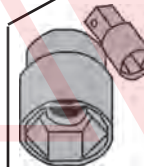
SCREW-IN ELEMENTS

120	1500	S115	S115L
120	1750	S117	S117L
240	1500	S215	S215L
240	2500	S225	S225L
240	3000	S230	S230L
240	3500	S235	S235L
240	4500	S245	S245L
240	5000	S250	S250L
240	5500	S255	S255L
240	6000	S260	S260L
240	2500	SHS225*	
240	4500	SHS245*	



H/D W.H. ELEMENT WRENCH


- Heavy duty
- Includes 3/4" to 1/2" drive adapter



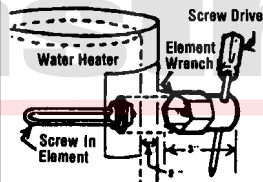
45058 Chrome Steel

*** SAND HOG ELEMENT - FOR AREAS WHERE WATER IS VERY HARD AND MINERAL CONTENT IS HIGH.**

BRADFORD - WHITE DURON TANK



Dual "O"-Rings
Special 1 3/8" Thread
4500W 240V
SGX-2453
(429982)



SOCKET FOR REMOVING (S) SERIES ELEMENTS
T216
T216HD

WATER HEATER DRAIN VALVE



- Shank 2 1/4" Brass
- Shank 2 1/2" Nylon
- Hose thread • 3/4" MIP inlet

Part No.

60092LF Brass
60093 Nylon

WATER HEATER PARTS



WATER HEATER PANS

• Includes drain fittings

- Aluminum
- Use w/ gas water heaters

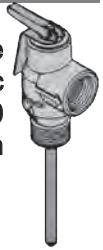
- Black plastic
- Use w/ electric water heaters

<u>Part No.</u>	<u>ID x OD</u>
60080	20" X 22"
60086	22" X 24"
60079	24" X 26"
60089	26" X 28"
60087	28" X 30"
60094	30" X 32"

<u>Part No.</u>	<u>ID x OD</u>
60076	20" X 22"
60091	22" X 24"
60082	24" X 26"
60083	26" X 28"
60078	28" X 30"
60077	30" X 32"

RELIEF VALVE

Temperature & Pressure Relief Valves for Domestic water heaters. 210°F - 150 PSI. Sensing bulbs are nylon coated for long life.



Shank

Length Part No.

Std. 3/4" **60085**

Ext. 3/4" **60088**

Std. 1/2" **60140**

WATER HEATER SAFETY STRAPS

- Adjustable for water heaters up to 80 gal.
- Galvanized steel & corrosion resistant
- Easy installation - instructions included

86280 Earthquake LA & CA Approved Top adjustable

86298 Wrap

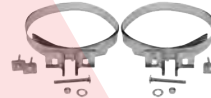
86299 Front Adjustable



86280



86298




86299

HEAT TRAP NIPPLE SET

- 3/4" IPS X 3"
- Ball Style
- Galvanized

Part No.
60098 Set



DI-ELECTRIC NIPPLE

- Prevents electrolysis action when connecting dissimilar materials
- Teflon lined galvanized nipple

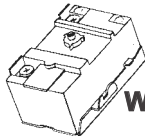
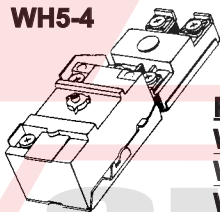
Part No.
60095 3/4" x 3" IPS



ELECTRIC WATER HEATER THERMOSTATS - DOMESTIC

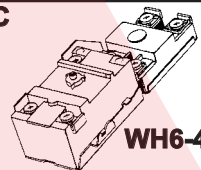
APCOM NEW STYLE

WH5-4



WH5

THERMODISC
OLD STYLE



WH6-4

<u>Part No.</u>	<u>Application</u>	<u>Temp. Range</u>	<u>Hi-Limit</u>
WH5B	Lower	110-170°F	None
WH5-4B	Single Element	110-170°F	190°F
WH6-4B	Upper	110-170°F	190°F

WATER HEATER STAND

- 86278 650# load rating
- 86279 1200lb. load rating
- Safety clips included for screwing to wall or floor.

<u>Part No.</u>	<u>Size</u>
86278	22"D X 22"W x 16"H
86279	24"D X 24"W x 16"H



THERMAL EXPANSION TANK


- Factor Pre-Charged @ 40 PSI
- 304 Stainless Steel system connection
- Butyl Rubber Diaphragm
- Max operating temp. 210°F
- Max working Pressure 150 PSI
- 3/4" MIP connection
- For 30 to 160 gallon water heater

<u>Part No.</u>	<u>Size</u>
60022	2 gal
60023	4.5 gal



GAS WATER HEATER CONTROL VALVES

110 Series



110/220R DOMESTIC, COMMERCIAL & RECREATIONAL VEHICLE WATER HEATER THERMOSTAT UNI-KITS®

The Robertshaw 110 Series gas water heater valves were first manufactured for the O.E.M. market in 1955. For the last 50+ years, the 110 series has been the definitive gas water heater valve. Over the years, minor product improvements were incorporated, but the valves have remained basically the same. In 1995 Robertshaw introduced the new 220R Series gas water heater valve. The new 220R Series will mount and operate in the same manner as the original 110 Series. The 220R features simplified pilot lighting and easy-to-adjust gas pressure regulator.

220R Series

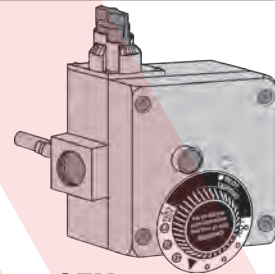


All models feature built-in, non-cycling Energy Cut-Off (ECO) system to shut off all gas to the water heater in case of excessive water temperatures. If an ECO has detected an over-temperature condition and has opened, the control will not function and a new replacement will be required. All domestic and RV models have a 160°F temperature high stop. All commercial models have a 180°F temperature high stop. All models have a 5½" sensing element and vary by inlet and outlet size, shank length, regulator type and setting.

Part No	Capacity	Factory No.	Inlet	Outlet	Shank	W.C./Gas	Notes
110-202	45K	220RTSP	1/2 Pipe	1/2 Inv. Flare	1 5/8"	4.0" Nat	160°
110-204	31K	R110RCTS-PC	1/2 Pipe	1/2 Inv. Flare	1 5/8"	LP/Nat	160°
110-206	38K	R110RTSP	1/2 Pipe	1/2 Inv. Flare	2 3/8"	3.5" Nat	160°
110-326	45K	R110RTS	1/2 Pipe	1/2 Inv. Flare	1 5/8"	3.5" Nat	160°

GAS WATER HEATER CONTROLS

For Replacement of Gas Water Heater Controls
With Built-In E.C.O. (Energy Cut Off).
Single Cycle E.C.O. Set At 195°F.



EMERSON
Climate Technologies

White-Rodgers™

Part No	Factory No.	Inlet	Outlet	Shank	W.C./Gas	OEM
Temperature Range 70° to 160°F						
37C73U-170	37C73U-836	1/2" NPT	1/2 Inv. Flare	1"	4.0" Nat.	Rheem
37C73U-171	37C73U-274	1/2" NPT	1/2 Inv. Flare	2 1/2"	4.0" Nat.	A.O. Smith
37C73U-172	37C73U-641	1/2" NPT	1/2 Inv. Flare	2 1/4"	4.0" Nat.	A.O. Smith
37C73U-173	37C73U-640	1/2" NPT	1/2 Inv. Flare	1 1/4"	4.0" Nat.	A.O. Smith
Temperature Range 70° to 155°F						
37C73U-174	37C73U-652	1/2" NPT	1/2 Inv. Flare	1 1/4"	4.0" Nat.	A.O. Smith

37E73A-903 Gas Water Heater Thermostat Control

The Intelli-Vent™ control is a combination gas valve, ignition control and thermostat for use on Power Vented water heaters.

- Regulator Setting: 4.0 inch W.C. Nat. Gas (Only)
- Temperature Range: 70° to 160°F
- Operating Voltage: 120 Vac, 60 HZ
- Amperage: Inducer Motor 3.0 FLA, 4.0 LRA, Ignitor 2.0
- Range of Regulation (BTU/Hr.): 30,000 - 150,000 BTU/Hr.
- Repl. for: A. O. Smith 184960 & State Industries 9003691005




GAS WATER HEATER CONTROLS & IGNITORS

WT8840 Water Heater Control

Designed for use in Standing Pilot applications using an immersion well for water temperature sensing. All models of WT8840 include an integrated NTC temperature sensor.

The WT8840 is powered from a thermopile heated by the standing pilot flame. CS8840 pilot assemblies are designed for use with this control.

WT8840 controls provide direct replacement only.



Honeywell

<u>Part No.</u>	<u>Replaces</u>	<u>OEM Part No.</u>	<u>OEM Repl.</u>	<u>OEM</u>
WT8840A1000	WV8840A1000	222-47463-01A	239-47463-01*	Bradford White
	WV8840A1001	222-47463-01E		
WT8840A1500	WV8840A1050	222-47463-02A	239-47463-02*	Bradford White
	WV8840A1051	222-47463-02E		
	WV8840B1042	316910-000		
WT8840B1000	WV8840B1109	316910-000	100112366&	A O Smith
	WV8840B1110	321166-000	9007884006	
	WV8840B1059	316910-001		
WT8840B1500	WV8840B1117	316910-001	100112337 &	A O Smith
	WV8840B1118	321166-001	900788505	

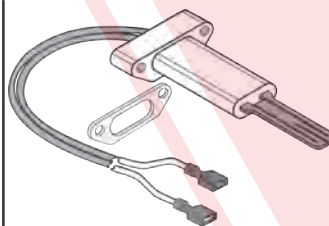

*Includes Pilot & Combustion Chamber Gasket

SSN6005--WATER HEATER IGNITER

The ultimate upgrade made from Silicon Nitride, robust and durable. This 80 volt direct drop in upgrade replaces AO Smith® - 9003626005

Features/Benefits:

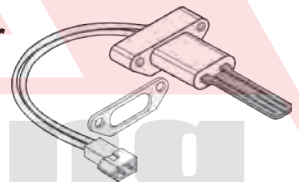
- Easy fit
 - Drop-in Replacement
- SSN6005**



DS017K
Water Heater Ignitor
for AO Smith
9006101205
Insulated
1/4" Male Spade
Terminals

DS018K Boiler Water Heater Ignitor

for Teledyne Laars
2400-286
5" Wire Leads with
Molex Plug.

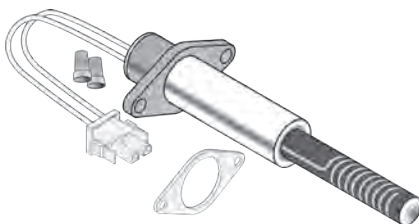


FF003 SIC Hot Surface Ignitor

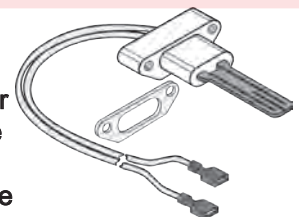
for Rheem and Voyager Commercial Water Heaters 0206FF003

Mounting bracket not included. Felt gasket is included.

FF003



DS019K
Ignitor & Gasket
Replacement Kit
Pool and Spa Heater
for Pentair Teledyne
Laars RW2002300
24" Leads w/ 1/4" Male
Spade Terminals



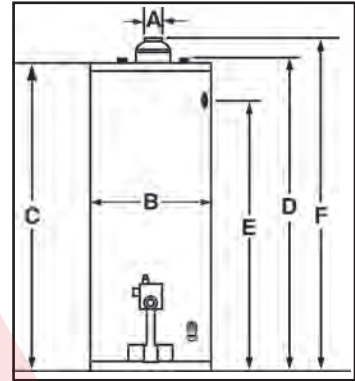
WATER HEATERS GAS & ELECTRIC

RESIDENTIAL GAS WATER HEATERS

PLUMBING
ELECTRICAL

American Standard

Model No.	Gal. Cap.	BTU Nat/LP	Vent Dia.	Jacket Dia. A	Heater Dia. B	Water Conn. C	Top of Heater D	T & P E	Weight (Lbs.)
TALL									
GSN30T136	30	35,000	3"	16 ¹ / ₁₆ "	58 ⁷ / ₁₆ "	60 ⁵ / ₁₆ "	53"	62 ¹ / ₁₆ "	140
GSN40T136	40	40,000	3"	18 ¹ / ₁₆ "	59 ¹ / ₁₆ "	60 ⁵ / ₁₆ "	52 ⁷ / ₁₆ "	62 ³ / ₁₆ "	156
GSN50T136	50	40,000	3"	20 ¹ / ₁₆ "	57 ³ / ₁₆ "	59 ¹ / ₁₆ "	51 ¹ / ₁₆ "	61"	185
GSN30T236	30	35,000	3"	18 ¹ / ₁₆ "	58 ⁷ / ₁₆ "	60 ⁵ / ₁₆ "	53"	62 ¹ / ₁₆ "	153
GSN40T236	40	40,000	3"	20 ¹ / ₁₆ "	59 ¹ / ₁₆ "	60 ⁵ / ₁₆ "	52 ⁷ / ₁₆ "	62 ³ / ₁₆ "	178
GSN50T236	50	40,000	3"	22 ¹ / ₁₆ "	57 ³ / ₁₆ "	59 ¹ / ₁₆ "	51 ¹ / ₁₆ "	61"	192
GSN50T246	50	45,000	4"	22 ¹ / ₁₆ "	57 ³ / ₁₆ "	59 ¹ / ₁₆ "	51 ¹ / ₁₆ "	61 ¹ / ₁₆ "	192
SHORT LOWBOY									
GSN30L236	30	35,000	3"	20 ¹ / ₁₆ "	47 ¹ / ₄ "	48 ³ / ₄ "	41"	50 ¹ / ₁₆ "	139
GSN40L236	40	37,000	3"	22 ¹ / ₁₆ "	49"	50 ¹ / ₂ "	42 ³ / ₁₆ "	52 ¹ / ₁₆ "	172
GSN50L236	50	40,000	3"	24 ¹ / ₁₆ "	49 ¹ / ₁₆ "	51 ¹ / ₁₆ "	42 ³ / ₁₆ "	52 ⁷ / ₁₆ "	223



For Ultra Low Nox models
Omit S in the Model #



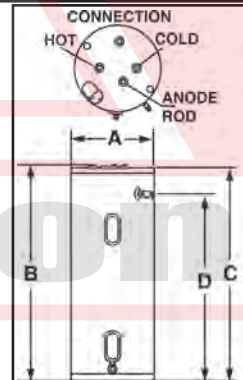
- **HEAVY GAUGE STEEL TANK** – For extra years of trouble-free service.
- **GLASS-LINED TANK** – Inner tank glass-lined with Dura-Glas™ and fired at 1600° F for optimum protection from the effects of corrosion.
- **MAGNESIUM ANODE ROD** – To protect tank life.
- **FACTORY INSTALLED DIELECTRIC HOT AND COLD WATER CONNECTIONS** 3/4" NPT water connections to extend tank life and for easier installations (1 1/2" NPT on 7576AS R6 and 10083AS R6).
- **BRASS DRAIN VALVE** – Durable to prevent unintentional breakage.
- **FACTORY INSTALLED HEAT TRAPS** – Reduces standby heat loss in water piping (except 7576AS R6 and 10083AS R6).
- **TEMPERATURE AND PRESSURE RELIEF VALVE** – Factory provided T & P Valve can be relocated from side to optional top opening.
- **SELF-CLEANING** – Turbulence inducing cold water inlet-tube engineered to diminish hard water area sediment deposits.
- **NON-CFC FOAM INSULATED** – Saves energy and reduces fuel costs by maximizing heat retention.
- **CHOICE OF SIX OR TWELVE YEAR LIMITED TANK WARRANTIES** – Includes 6 or 12 Year Limited Warranty on Component Parts. For 12 yr. models change the suffix from 6 to 12, For Propane add LP (Example GR50L1312LP)
- **NAECA Compliant**

RESIDENTIAL ELECTRIC WATER HEATERS

Model No.	Gal. Cap.	Std.	Max	Jacket Dia. A	Water Conn. B	Top of Heater C	T & P D	Weight (Lbs.)
TALL								
EN30T6	30	4,500	6,000	20 ¹ / ₄ "	51"	49 ³ / ₈ "	42"	108
EN40T6	40	4,500	6,000	22 ¹ / ₄ "	52"	50 ¹ / ₂ "	42 ³ / ₈ "	119
EN40H6	40	4,500	6,000	20 ¹ / ₄ "	64 ¹ / ₂ "	63"	55 ¹ / ₂ "	130
EN50T6	50	4,500	6,000	24 ¹ / ₄ "	51 ⁵ / ₈ "	50 ⁵ / ₈ "	42"	149
EN50H6	50	4,500	6,000	22 ¹ / ₄ "	62 ³ / ₈ "	61 ¹ / ₈ "	53 ³ / ₈ "	150
SHORT LOWBOY(Side Connection)								
EN28L6	29	4,500	6,000	24 ¹ / ₄ "	25 ¹ / ₄ "	33 ¹ / ₂ "	25 ³ / ₈ "	125
EN38L6	38	4,500	6,000	26 ¹ / ₄ "	26 ¹ / ₂ "	35 ⁵ / ₈ "	27"	162
EN46LB6	46	4,500	6,000	28 ¹ / ₄ "	26"	35 ¹ / ₂ "	26 ¹ / ₈ "	174

B = Blanket Included

- All models comply with NAECA requirements are UL and CEC listed and meet or exceed ASHRAE 90.1 b.
- Heaters are wired for non-simultaneous operation, single phase 240 Volts with dual 4500 Watt elements
- All models are certified at 300 PSI test pressure and 150 PSI working pressure.



Call your armstrong distributor for pricing because of regional variations

© 1971-2023 w.d. armstrong corp.

COMMERCIAL GAS WATER HEATERS

American Standard™

COMMERCIAL GAS WATER HEATERS

American Standard™

• LIGHT TO MEDIUM DUTY GAS MODELS

76,100 to 83,000 BTUs

• HEAVY DUTY DIRECT SPARK IGNITION & FLUE DAMPERED GAS SERIES

125,000 to 512,000 BTUs

• HIGH EFFICIENCY SERIES

125,000 to 250,000 BTUs

• STORAGE TANKS

80 TO 200 GALLONS



DESIGNED & MANUFACTURED TO THE HIGHEST STANDARD

American Standard commercial tanks are constructed with heavy gauge steel, interiors completely enameled with DURA-GLAS™ to resist the corrosive effects of hot water, are hydrostatically tested and rated for 150 psi working pressure and protected with multiple long-life anode rods. Gas models are CSA International design-certified and meet or exceeded federal and state energy efficiency, recovery and standby loss requirements. ASME models available.

Model No.*	Tank Capacity	BTU Input	REC GPH	Thermal
	Gallons		100°F Rise	Efficiency %
D7576AS	75	76,000	74	80%
D10083AS	100	80,000	78	80%
D80125AS	80	125,000	121	80%
D80165AS	80	165,000	160	80%
D80180AS	80	180,000	175	80%
D80199AS	80	199,900	194	80%
D100199AS	100	199,900	194	80%
HE70125	70	125,000	146	96.4%
HE100150	100	150,000	175	98%
HE100199	100	199,000	235	97.5%
HE100250	100	250,000	288	95.3%
HE100250ASME	100	250,000	288	95.3%

* For Propane (LP) Gas Model add Suffix "LP" FOR SCAQMO Low NOx Model add Prefix

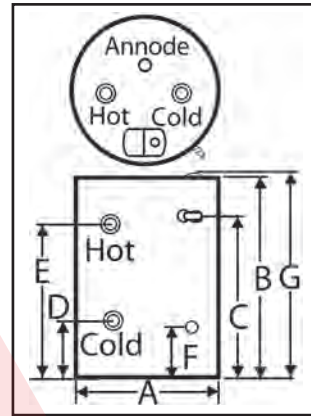
FEATURES

- Heavy Gauge Steel Tank for extra years of trouble-free service.
- Inner tank glass-lined with Dura-Glass™ and fired at 1600°F for optimum protection from the effects of corrosion.
- Factory installed energy cut-off system and pressure/temperature relief valve.
- **CSA DESIGN CERTIFIED** – in conformance with ANSI Z21.10.3-CSA4.3. Meets and exceeds ASHRAE 90.1-1999. NSF approved and CEC listed.
- Three Year Limited Warranty – on inner glass-lined tank and one year limited warranty on all other component parts.
- Self-Cleaning turbulence inducing cold water inlet-tube engineered to diminish hard water area sediment deposits.
- Full size hand-hole cleanout for eased tank inspection and/or removal of sediment deposits.
- Furnished with four heavy gauge steel legs designed to maximize durability and afford rock-steady installation
- Equipped with 4 anode rods

COMMERCIAL ELECTRIC WATER HEATERS

POINT-OF-USE Commercial Electric Water Heaters

MODEL No.	CE2½AS	CE6AS	CE12AS	CE20AS
GALLON CAPACITY	2½	6	12	19
STANDARD KW INPUT	1.44	1.5	1.5	1.5
MAXIMUM KW INPUT	1.5	4.5	5.5	6.0
EXTERIOR DIMENSIONS				
A Jacket Diameter	10"	13⅝"	15⅝"	18½"
B Floor to Top of Heater	12⅝"	14⅝"	21½"	24½"
C Floor to T & P Valve	N/A	10⅝"	17⅝"	19⅝"
D Floor to Side Cold	N/A	2¾"	2¾"	2¾"
E Floor to Side Hot	N/A	10⅝"	17⅝"	19⅝"
F Floor to Drain Valve	2¾"	2¾"	2¾"	2¾"
G Floor to Top Water Connections	13⅝"	15½"	21⅝"	24⅝"
CONNECTIONS				
Water Connections	¾"	¾"	¾"	¾"
SHIPPING WEIGHT				
(In pounds- approximate)	22.5	38.5	61	78



American Standard Point-Of-Use Commercial Electric Models are the ideal solution for hot water needs in locations wherein it is not practical to run long hot water pipes. These models can be installed in spaces under counters, mop sinks, cabinets or in other confined areas.

POINT-OF-USE ELECTRIC WATER HEATER FEATURES

- Heavy Gauge Steel Tank
- Inner Tank Glasslined With Dura-Glas™ — fired at 1600°F for optimum protection from the effects of corrosion
- Non-CFC, Energy-Saving Foam Insulation — reduces fuel cost by maximizing heat retention
- Anode Rod To Ensure Longer Tank Life !
- Immersed Heating Element — applies heat directly to water
- Fully Adjustable Thermostat Control — for variable temperature control to 160°F
- Factory Installed Energy Cut-off System
- Top and Side Water Connections on 6-20 Gallon Models — affording choice of cold-in and hot-out connections
- Factory Installed Pressure/Temperature Relief Valve
- Drain Valve Factory Installed On All Models — for easy draining of tank

TESTING & CERTIFICATIONS

- AMERICAN STANDARD commercial electric water heaters — are certified at 300 PSI test pressure and 150 PSI working pressure, and all tanks are 100% hydrostatically tested at the factory

- UL Listed

WARRANTY

- Three year limited warranty on inner glass-lined tank. • One year limited warranty on all other component parts.

American Standard



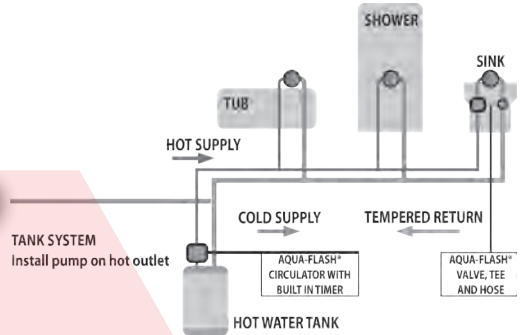

Model No.	<i>American Standard</i>	CE52AS	CE80AS	CE120AS
Capacity Gallons		52	80	119
Exterior Dimensions				
A Jacket Diameter		24¾"	28¼"	30¼"
B Floor To Cold Water Inlet		6½"	6½"	6½"
C Floor To Top Of Control Box		46 ⁹ / ₁₆ "	46 ⁹ / ₁₆ "	46 ⁹ / ₁₆ "
D Floor To PTR Valve		44 ³ / ₈ "	48 ¹⁷ / ₃₂ "	59 ⁷ / ₈ "
E Height To Top Of Heater		51½"	56¼"	68
F Floor To Hot Water Outlet		54¼"	58⅝"	70¾"
Front Control Access Panel Depth		4½"	4½"	4½"
Water Connection		1½"	1½"	1½"
Shipping Weight (in pounds)		271	366	483

- 6-54KW, 208, 240, 277, 480 Volt, 1-3 Phase • Commercial Electrical Models are UL listed
- Light Duty Commercial Electric Models Available in 30, 40, 50, 66, 80, & 120 Gallon Tall.
- Low Boy 3-12 KW, 30, 40, 50 Gallon

NEVERCOLD & TANKLESS VALVES

NEVER WAIT FOR HOT WATER AGAIN, NO MATTER WHERE YOU ARE IN YOUR HOME

- Save time, no more waiting for hot water
- Lower your water bill up to 10%
- Conserve up to 12,000 gallons of water/year
- Can be installed in less than 30 minutes



- Pump installs on top of water heater
- For single pipe systems
- Maintains 90°F hot water in system
- Built-in timer saves energy
- No power or batteries required under sink
- Not for use with tankless water heaters

Part No.	Description
70600	Hot Water Tank Recirculation Kit
70608	Additional Bypass Valve



PUMP INSTALLS ON WATER HEATER

FLASH VALVE INSTALLS UNDER FIXTURE

TANKLESS PRESSURE RELIEF VALVE


- Offers protection against problematic and over-pressure conditions
- Designed to meet the needs of a wide variety of water systems
- Every valve is tested for performance prior to shipping
- Thermal expansion protection, static pressure, very low-capacity pump relief and other uses where tight shutoff is required

60045

3/4" MIP x 3/4" FIP



TANKLESS WATER HEATER SERVICE VALVE KIT



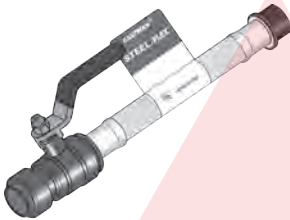
Used to stop the water supply to a tankless water heater, isolating the unit so it can be serviced. The valves in this kit are built with heavy-duty bronze and forged lead-free brass construction. They are simple to use including purge ports with caps and a pressure relief valve for easy operation. The valves are equipped with versatile union tank connections for a good fit. This kit includes: (1) color-coded hot valve, (1) color-coded blue valve, and (1) 150 PSI pressure relief valve

Part No	Description
60204	3/4" FNPT Union x 3/4" FIP
60205	3/4" FNPT Union x 3/4" Sweat

WATER HEATER CONNECTORS

FLEXIBLE WATER HEATER CONNECTORS W/PUSH-FIT BALL VALVE

- Push-fit ball valve designed for use with copper, CPVC & PEX pipe - no soldering, glue or clamps required
- Stainless steel braided rubber
- Nickel-plated brass nut



Part No.	L	Size/Push-Fit Ball Valve
48232	18"	3/4" FIP X 3/4" Push Fit
48233	24"	3/4" FIP X 3/4" Push Fit
48234	18"	3/4" FIP X 1/2" Push Fit

CORRUGATED STAINLESS STEEL

- Nickel plated brass nuts
 - Nitrile rubber sealing washer
 - Complies with new low lead law
- 3/4" FIP brass nut x 3/4" FIP brass nut

Part No.	Length
0437012	12"
0437015	15"
0437018	18"
0437024	24"

3/4" FIP brass nut x 3/4" Push Fit

For use w/ copper, CPVC, or PEX pipe - no soldering

Part No.	Length
0437218	18"
0437224	24"

3/4" FIP brass nut x 3/4" FIP brass nut

WATER-FLEX CORRUGATED STAINLESS STEEL PAIR RED & BLUE

- 2 Pack (Pair) 1 Red, 1 Blue
- Complies with new low lead law

Part No.	Length
0437118	18"
0437124	24"

Part No.	Length
0437318	18"
0437324	24"

3/4" FIP brass nut x 3/4" Push Fit

FLEXIBLE STAINLESS STEEL

- Nickel plated brass nuts
- Stainless Steel ferrules
- Complies with new low lead law

3/4" F.I.P SWIVEL X 3/4" F.I.P SWIVEL

Part No.	Length
48250	12"
48262	15"
48251	18"
48252	24"



3/4" F.I.P SWIVEL X 3/4" M.I.P RIGID

Part No.	Length
48254	18"
48255	24"



3/4" F.I.P SWIVEL X 3/4" COMPRESSION

Part No.	Length
48264	12"
48257	18"
48258	24"



3/4" M.I.P RIGID X 3/4" COMPRESSION

Part No.	Length
48259	12"
48260	18"
48261	24"



3/4" F.I.P SWIVEL X 3/4" PUSH FIT

For use w/ copper, CPVC, or PEX pipe - no soldering

Part No.	Length
48230	18"
48231	24"



WATER HEATER COMPONENTS

American Standard[®]

WATER HEATERS

COMPONENT PARTS FOR RESIDENTIAL
GAS & ELECTRIC WATER HEATERS

Part No. DESCRIPTION

50315070943	THERMOSTAT ("GAS VALVE") FOR 1" FOAM NAT
50315070953	THERMOSTAT ("GAS VALVE") FOR 2" FOAM NAT
50315077763	THERMOSTAT ("GAS VALVE") FOR 2" FOAM LP GAS
50315073883	GSN PILOT ASSEMBLY NAT
50315070783	PIEZO IGNITOR
50315073903	GSN PILOT ASSEMBLY LP
50315075833	BRACKET DUCT 36TZ16 TEMP SET 118 C / 185 F FOR GN30T, GN40T, GN50T, GN40L, GN50T2-4, GSN40T, GSN50T, GSN40L
50315075813	BRACKET DUCT 36TZ16 TEMP SET 85 C / 185 F FOR GSN50L
50315077863	BRACKET DUCT 36TZ16 TEMP SET 105 C / 221 F FOR SN30T
EN/ENS	
50315070413	UPPER THERMOSTAT
50315076986	LOWER THERMOSTAT
50313030173	240V 4500W 12" W/INCOLOY HEATING ELEMENT
Power Vent	
50315077453	NATURAL GAS ELECTRONIC VALVE HONEYWELL
50315077463	LP ELECTRONIC VALVE HONEYWELL
50315077493	HOT SURFACE & FLAME SENSOR ASSY W/GROMMET ("PILOT ASSEMBLY")
50315077503	FLAMMABLE VAPOR SENSOR 25vs 7205 (RECOMMENDED W/ FUSE, BELOW)
50315077603	ELECTRICAL SWITCH FUSE
50315077593	ELECTRICAL SWITCH BOX

TEFLON PIPE THREAD TAPE FOR
GAS LINES (YELLOW)



- 4 MIL
- 1/2" X 260"

50033

PLUMBERS PUTTY

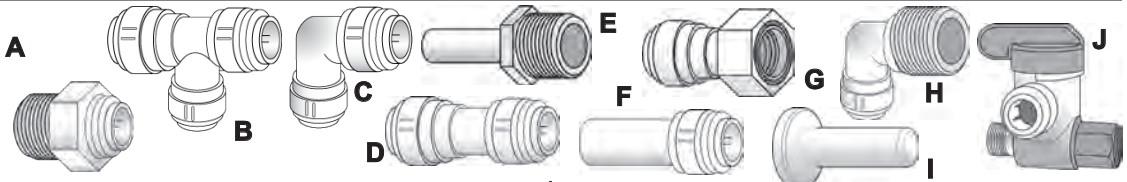


Part No.
45375
45377

Size
14 Oz.
5 Lb.

JOHN GUEST FITTINGS

PLUMBING
ELECTRICAL



(A) MALE CONNECTOR (NPTF)

Part No.		OD Tube	Thread
PP010821W	LQ01-4-2	1/4	1/8
PP010822W	LQ01-4-4	1/4	1/4
PP010823W	LQ01-4-6	1/4	3/8
PP011222W	LQ01-6-4	3/8	1/4
PP011223W	LQ01-6-6	3/8	3/8
PP011224W	LQ01-6-8	3/8	1/2
PP011623W	LQ01-8-6	1/2	3/8
PP011624W	LQ01-8-8	1/2	1/2

(B) UNION TEE

Part No.		OD Tube
PP0208W	LQ02-4	1/4
PPM0208W	-	5/16
PP0212W	LQ02-6	3/8
PP0216W	LQ02-8	1/2

(C) UNION ELBOW

Part No.		OD Tube
PP0308W	LQ03-4	1/4
PPM0308W	-	5/16
PP0312W	LQ03-6	3/8
PP0316W	LQ03-8	1/2

(D) UNION CONNECTOR

Part No.		OD Tube
PP0408W	LQ04-4	1/4
PPM0408W	-	5/16
PP0412W	LQ04-6	3/8
PP0416W	LQ04-8	1/2

(E) REDUCING UNION CONNECTOR

Part No.		OD Tube	OD Tube
NC2099		5/16	1/4
PP201208W	LQ20-6-4	3/8	1/4
PP201612W	LQ20-6-6	1/2	3/8

(E) STEM ADAPTER (NPTF)

Part No.		OD Stem	Thread
PP050821W	LQ05-4-2	1/4	1/8
PP050822W	LQ05-4-4	1/4	1/4
PP051222W	LQ05-6-4	3/8	1/4
PP051223W	-	3/8	3/8
PP051623W	-	1/2	3/8
PP051624W	-	1/2	1/2

(F) REDUCER

Part No.		OD Stem	OD Tube
PP061208W	LQ06-6-4	3/8	1/4
PP061612W	LQ06-8-6	1/2	3/8
PP062008W	-	5/8	1/4
PP062012W	-	5/8	3/8
PP062016W	-	5/8	1/2

(B) REDUCING TEE

Part No.		End	End	Branch
PP30120812W	-	3/8	1/4	3/8
PP30121208W	LQ30-6-4	3/8	3/8	1/4
PP301612W	LQ30-8-6	1/2	1/2	3/8

(G) FEMALE ADAPTER (NPTF)

Part No.		OD Tube	Thread
PP450821W		1/4	1/8
PP450822W		1/4	1/4
PP451222W		3/8	1/4
PP451223W		3/8	3/8

(H) FIXED ELBOW (NPTF)

Part No.		OD Tube	Thread
PP480821W	LQ48-4-2	1/4	1/8
PP480822W	LQ48-4-4	1/4	1/4
PP480823W	LQ48-4-6	1/4	3/8
PP481222W	-	3/8	1/4
PP481223W	LQ48-6-6	3/8	3/8

BULKHEAD UNION

Part No.		Tube OD	Mounting Hole Dia.
PP1208W	LQ12-4	1/4	0.67
PP1212W	LQ12-6	3/8	0.83
PP1216W	-	1/2	1.06

Polypropylene Bulkhead Unions are not intended for submerged use.

(I) PLUG

Part No.		OD Stem
PP0808W		1/4
PPM0808W		5/16
PP0812W		3/8
PP0816W		1/2

(J) ANGLE STOP VALVE

Part No.		Male	Female	Tube
ASVPP1LF	LQFA-6-6-4	3/8	3/8	1/4
ASVPP2LF		3/8	3/8	3/8

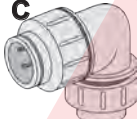
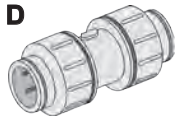
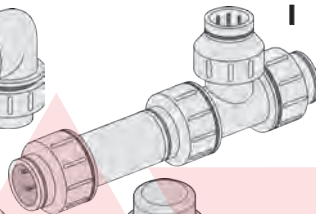
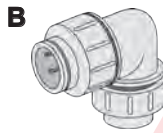
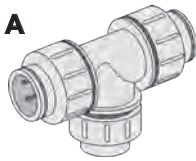
Other John Guest Products are Available.

Maximum water pressure 150 psi at 70°F. Minimum temperature 33°F

© 1971-2023 w.d. armstrong corp.

JOHN GUEST SPEEDFIT CTS TWIST & LOCK FITTINGS

The PEI range of twist & lock fittings is offered in 1/2", 3/4" & 1" CTS sizes. The fittings are manufactured from high quality engineering plastic with EPDM O-Rings. Suitable for hot & cold water plumbing applications.



(A) UNION TEE

Part No.	CTS
PEI0220P	1/2"
PEI0228P	3/4"

(B) UNION ELBOW

Part No.	CTS
PEI0320P	1/2"
PEI0328P	3/4"

(C) REDUCING ELBOW

Part No.	CTS
PEI212820P	3/4" X 1/2"

(D) COUPLER

Part No.	CTS
PEI0420P	1/2"
PEI0428P	3/4"

(E) REDUCER

Part No.	STEM X CTS
PEI062820P	3/4" X 1/2"

(F) REDUCING COUPLER

Part No.	CTS
PEI202820P	3/4" X 1/2"

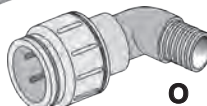
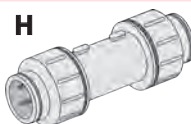
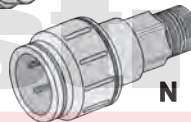
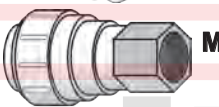
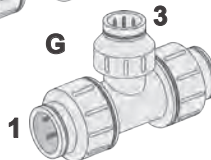
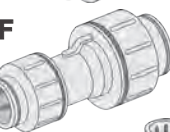
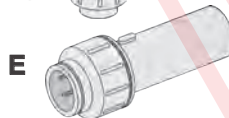
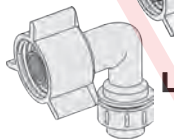
(G) REDUCING TEE

Part No.	1	2	3
PEI3028AP	3/4"	3/4"	1/2"

(H) SLIP CONNECTOR

Part No.	CTS
1/2SCP	1/2"
3/4SCP	3/4"

A quick & easy method of replacing burst or damage to existing pipe work



(I) TEE INSTALLATION KIT

Part No.	CTS
1/2TKP	1/2"
3/4TKP	3/4"

Provides a simple method of breaking into and branching off a rigid run without altering existing pipe work.

(J) TEST CAP

Part No.	CTS
PSEI4620P	1/2"
PSEI4628P	3/4"

(K) FEMALE SWIVEL CONNECTOR

Part No.	CTS	NPS
PEI2TC2034P	1/2"	1/2"

Hand tighten only no spanner required

(L) FEMALE SWIVEL ELBOW

Part No.	CTS	NPS
PEIBTC2034P	1/2"	1/2"

Speedfit Secure

2 Developed for a secure pipe connection where threaded applications are required. Use a unique locking device eliminating accidental pipe release. With Instructions.

(M) MALE CONNECTOR

Part No.	CTS	NPT
PSEI012024P	1/2"	1/2"
PSEI012026P	1/2"	3/4"
PSEI012826P	3/4"	3/4"

(N) FEMALE CONNECTOR

Part No.	CTS	NPT
PSEI45826P	3/4"	3/4"

(O) MALE FIXED ELBOW

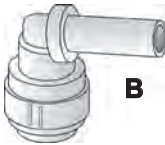
Part No.	CTS	NPT
PSEI482024P	1/2"	1/2"

JOHN GUEST & PUSH-FIT FITTINGS

PLUMBING
ELECTRICAL



A



B

(A) LOCKING CLIP

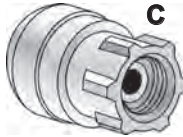
Part No.	Tube	Tube
PIC1808R	LQ18-4	1/4
PIC1812R	LQ18-6	3/8
PIC1816R	LQ18-8	1/2

(B) PLUG IN ELBOW

Part No.	Stem	Tube	Tube
PP220808W	LQ22-4	1/4	1/4
PPM220808W	-	5/16	5/16
PP221208W	LQ22-6-4	3/8	1/4
PP221212W	LQ22-6	3/8	3/8
PP221616W	-	1/2	1/2

(C) TAP ADAPTOR UNS Thread

Part No.	Tube	Thread	Thread
PP3208U7W	LQ32-4	1/4	7/16 - 24
PP3212U7W	LQ32-6	3/8	7/16 - 24



C



D



E



F

(D) SPEEDFIT TO SPEEDFIT CONNECTOR VALVE

Part No.	Tube
PPSV040808W	1/4
PPSV041212W	3/8

(E) SPEEDFIT TO FEMALE CONNECTOR VALVE
for Use on RO Systems

Part No.	Tube	Thread	Thread
PPSV500822W	LABV-4LQ-4F	1/4	1/4
PPSV501222W	LABV-6LQ-4F	3/8	1/4

(F) BRASS FLARE FEMALE CONNECTOR

Part No.	Tube	Thread	Thread
MI4508F4SLF	-	1/4	1/4
MI4512F4SLF	LQB25-6-4	3/8	1/4
MI4512F6SLF	LQB25-6-6	3/8	3/8

SharkBite® Push To Connect Fittings

- A connection system for copper, CPVC, or PEX pipe
- Use underground & behind walls without access panels
- No soldering required
- Compact, corrosion resistant
- DZR and low-lead brass material
- NSF-14 Listed



COUPLING



Part No.	Size
U008LF	1/2" X 1/2"
U058LF	3/4" X 1/2"
U016LF	3/4" X 3/4"
U060LF	1" X 3/4"
U020LF	1" X 1"

ELBOW



Part No.	Size
U248LF	1/2" X 1/2"
U280LF	1/2" X 1/2" MIP
U308LF	1/2" X 1/2" FIP
U274LF	3/4" X 1/2"
U256LF	3/4" X 3/4"
U260LF	1" X 1"

MALE ADAPTER



Part No.	Size X MIP
U120LF	1/2" X 1/2"
U116LF	1/2" X 3/4"
U134LF	3/4" X 3/4"
U140LF	1" X 1"

FEMALE ADAPTER



Part No.	Size X FIP
U072LF	1/2" X 1/2"
U068LF	1/2" X 3/4"
U088LF	3/4" X 3/4"
U094LF	1" X 1"


SharkBite® Push To Connect Fittings & Valves

DROP-EAR ELBOW



Part No. **Size X FIP**
U334LF 1/2" X 1/2"

TEE



Part No.	A x B x C
U362LF	1/2" x 1/2" x 1/2"
U454LF	3/4" x 1/2" x 1/2"
U444LF	3/4" x 1/2" x 3/4"
U412LF	3/4" x 3/4" x 1/2"
U370LF	3/4" x 3/4" x 3/4"
U374LF	1" x 1" x 1"

END CAP

Part No.	Size
U514LF	1/2"
U518LF	3/4"
U520LF	1"



REPAIR COUPLING

- Use for Copper & CPVC ONLY
- Push-fit connections both ends



Part No.	Size
U3008LF	1/2" X 1/2"
U3016LF	3/4" X 3/4"

PUSH-FIT FITTING CONTRACTOR KIT

Kit includes:

- | | |
|--|-----------------------------------|
| (2) 1/2" Coupling (U008LF) | (2) 3/4" Coupling (U016LF) |
| (2) 3/4" x 1/2" Reducing Coupling (U058LF) | (2) 1/2" FE Connectors (U072LF) |
| (2) 3/4" FE Connectors (U088LF) | (2) 1/2" Male Connectors (U120LF) |
| (2) 3/4" Male Connectors (U134LF) | (2) 1/2" Elbow (U248LF) |
| (2) 3/4" Elbow (U256LF) | (1) 1/2" Tee (U362LF) |
| (1) 3/4" Tee (U370LF) | (1) 1/2" Plug (U514LF) |
| (1) 3/4" Plug (U518LF) | (1) 1/2" Disconnect Clip (U710) |
| (1) 3/4" Disconnect Clip (U712) | (1) 1/2" Disconnect Tongs (U711) |
| (1) 3/4" Disconnect Tongs (U713) | |
| (1) Depth Gauge and Deburring Tool (U702) | |
| (1) Durable Heavy Duty Tool Box (U3001A) | |

Part No.	Desc.
22486LF	28 pc. Kit

BRASS PEX BALL VALVE WITH DRAIN

- Stamped-steel handle with vinyl grip
- Rated 400 PSI



Part No.	Size
24612LF	1/2" x 1/2" Barb Ball Valve
24613LF	3/4" x 3/4" Barb Ball Valve


BALL VALVE



- Use for Copper, CPVC, & PEX
- Push-fit connections both ends

Part No.	Size
22222-0000LF	1/2" X 1/2"
22185-0000LF	3/4" X 3/4"
22223-0000LF	1" X 1"

SLIP BALL VALVE



- Compact, corrosion-resistant
- Rated 200 PSI

Part No.	Size
24735LF	1/2" x 1/2" Push Fit
24736LF	3/4" x 3/4" Push Fit

DEMOUNT CLIP

- Designed to disconnect push-fit connections



Part No.	Size
U710	1/2"
U712	3/4"
U714	1"



REVERSE OSMOSIS WATER SYSTEMS



Color-coded encapsulated quarter turn twist-on filters for error-free installation, and a durable stainless steel bracket. The five-stage system starts with a gray encapsulated, quick-change sediment filter, followed by a light blue encapsulated GAC filter, a navy blue encapsulated carbon block filter, a quick-connect RO membrane housing with 50 GPD RO elements, and finally, a quick-connect inline GAC polish filter.

<u>Part No.</u>	<u>Letter</u>	<u>Description</u>
PERO550EZ	-	5 Stage
INCLUDED		
PERO-EZ-SEDIMENT	S	Gray - 5 Micron Sediment Filter
PERO-EZ-GAC	G	Light Blue GAC Filter
PERO-EZ-CB	C	Navy Blue Carbon Block Filter
PW112-50X	M	RO Membrane Filter
PM10X	M	RO Membrane Filter Housing
PCL10X-4QC	P	Inline GAC Polish Filter
PRO-4W	-	RO Storage Holding Tank
PFOT-3/14WLR	-	Chrome RO Faucet

REVERSE OSMOSIS FILTERS




S

PRE FILTER
10" X 2½" Sediment 5 Micron
Filter - NSF
PP5X

C

CARBON FILTER
10" X 2½"
5 Micron - Carbon Block - NSF
PCB250-5M



M

MEMBRANE FILTER
12" X 1.8" - 50 GPD -
Dry Membrane
PW112-50X

P



POST FILTER
10" X 2" Inline Granular Activated Coco-
Shell Carbon (GAC)
- 1/4" QC - 2000 GAL - NSF

PCL10X-4QC
POST FILTER
10" X 2" Nitrate Removal Filter
- 1/4" John Guest fittings
PCL10NIT-4JG

REVERSE OSMOSIS COMPONENTS

HOLDING TANKS

- White Color • Metal • NSF Listed • 1/4" Stainless Steel Nipple

<u>Part No.</u>	<u>Description</u>
PRO-3W	3 Gallon (2.3 gal. Nominal)
PRO-4W	4 Gallon (3.2 gal. Nominal)

SPEEDFIT TO FEMALE CONNECTOR VALVE

for Use on RO Systems

<u>Part No.</u>		<u>Tube</u>	<u>Thread</u>
PPSV500822W	HABV-4QC-4F	1/4	1/4
PPSV501222W	HABV-6QC-4F	3/8	1/4

3 PORTED AIR GAP

for Use with both RO Systems & Dishwasher

AT52-RO	3 Port Air Gap
----------------	----------------

WATER FILTER HOUSINGS

10" Long x 2½" Diameter Residential Housings, NSF Listed
Blue Housing with Black Flat Lid; No Pressure Relief

<u>Part No.</u>	<u>Description</u>
PF20-BLK	1/4" Inlet/Outlet
PF206-BLK	3/8" Inlet/Outlet

10" Long x 2½" Diameter Residential Housings, NSF Listed
Clear Housing with White Lid & Pressure Relief

<u>Part No.</u>	<u>Description</u>
PCR212-WH	3/4" Inlet/Outlet No Pressure Relief
PCR212-WH-PR	3/4" Inlet/Outlet w/Pressure Relief

20" Long x 2½" Diameter Commercial Housings, NSF Listed
Blue Housing with Black Ribbed Lid

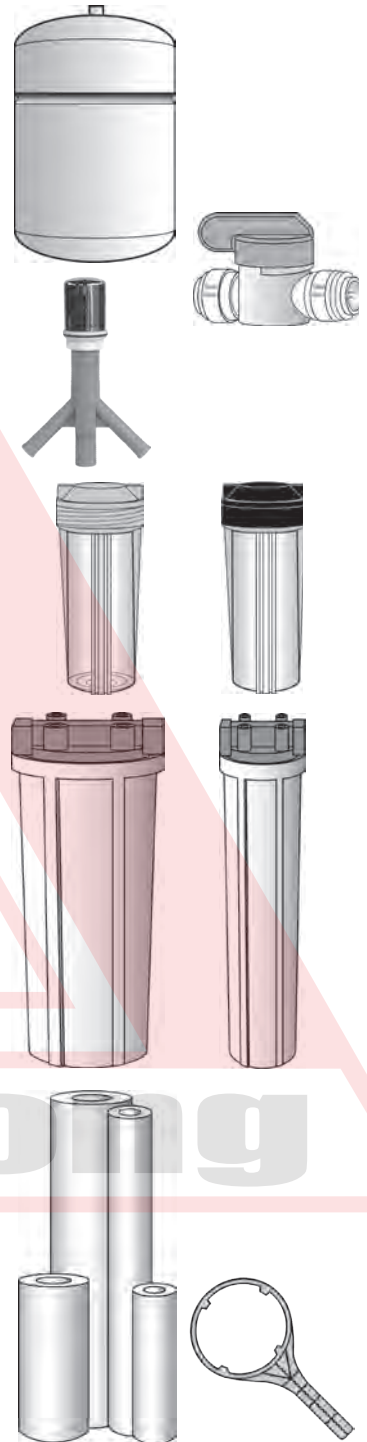
<u>Part No.</u>	<u>Description</u>
PR402-BLK-12	3/4" Inlet/Outlet no Pressure Relief
PR402-BLK-12PR	3/4" Inlet/Outlet w/Pressure Relief

20" Long x 4½" Diameter Commercial Housings,
Big Blue Housing with Black Ribbed Lid

<u>Part No.</u>	<u>Description</u>
P50-16	1" Inlet/Outlet no Pressure Relief
P50-16PR	1" Inlet/Outlet w/Pressure Relief

WATER FILTERS

<u>Part No.</u>	<u>Description</u>	<u>Micron</u>	<u>Size</u>
W20CL	Sediment	20	2½ X 10" (2 Pack)
PP5X	Sediment	5	2½ X 10"
PP205X	Sediment	5	2½ X 20"
PP305X	Sediment	5	4½ X 10"
PP505X	Sediment	5	4½ X 20"
W5P	Sediment	5	2½ X 10"
W5CIP	Taste & Odor	5	2½ X 10" (2 Pack)
UB1	Wall Mounting Bracket		
SWPS	Spanner Wrench		



FOOD WASTE DISPOSERS

disposall®

GFC320N

- 1/3 HP
- Stainless steel hopper, and cutter



food waste disposers by GENERAL ELECTRIC

Not for new installation
For replacement of existing installed disposers - must have existing disposer mounting hardware



GFC520N

- 1/2 HP
- Stainless steel hopper, and cutter

E-Z MOUNT FOOD WASTE DISPOSERS

**SUPER QUIET
SOUND
PACKAGE**

1/3 HP

GFC530N



S.S.
Grinding
System

S.S. AntiJam
Blades



**QUIET SOUND
PACKAGE**

1/2 HP

GFC720N

Frigidaire

Direct Wire Garbage Disposer

**1/2 Horsepower
FF05DISPD1**

- Instant, high speed-torque 1/2 HP and 2600 RPM.
- BIOSHIELD® protect against odors caused by food residue and buildup.
- Designed for sound reduction with partial sound shell.
- 4 yr. Warranty and Lifetime Warranty against failure due to corrossions.



FOOD WASTE DISPOSERS & PARTS

IN-SINK-ERATOR



BADGER I

- 1/3 H.P.
- Continuous Feed
- Quick-Lock Mounting
- Stainless Steel Sink Flange
- With standard 1 1/4" threaded outlet
- 1 year warranty

BADGER 5

- 1/2 H.P.
- Continuous Feed
- Quick-Lock Mounting
- Stainless Steel Sink Flange
- With standard 1 1/4" threaded outlet
- 2 year warranty



BADGER-5XP

- 3/4 H.P. Dura-Drive™
- Large Grinding Capacity
- Quiet Operation
- With standard 1 1/4" threaded outlet
- 3 year warranty

COMPACT (444)

- 3/4 H.P. Dura-Drive™
- Large Grinding Capacity
- Stainless Steel Grind Elements
- Quiet Plus Operation
- With standard 1 1/4" threaded outlet
- 4 year warranty



ESSENTIAL (555SS)

- 3/4 H.P. Dura-Drive™
- Extra Large Grinding Capacity
- Full Stainless Steel Grind System
- Extra Quiet Operation
- With standard 1 1/4" threaded outlet
- 5 year warranty

COVER-CONTROL

- 3/4 H.P. Dura-Drive™
- Polypropylene Corrosion Shield
- Stainless Steel Grind Chamber
- Instant Energy Capacitor Motor
- Automatic Reversing Action
- 7 year warranty



EXCEL (777SS)

- 1 H.P. Extra Heavy Duty
- Dura-Drive™ Induction Motor
- Extra Large Grinding Capacity
- Full Stainless Steel Grind System
- Ultra Quiet Operation
- Two-Way Grinding Action
- With standard 1 1/4" threaded outlet
- 7 Year Warranty

SEPTIC-ASSIST (SD1)

- Septic Tank Disposer
- Septic Friendly
- Bio-charge septic system treatment
- Extra Quiet Operation
- With standard 1 1/4" threaded outlet
- 3 year warranty



Recommended replacement for models: 77 • 333SS • 333



PLINK - Garbage Disposal Cleaner & Deodorizer

- Breaks up fat & food particles
- Helps prevent clogging
- Washes away foul odors
- Freshens whole kitchen
- Biodegradable

19010 10 Treatments

Disposer Care

- Foams away odor-causing grunge.
- Removes 99+% of odor causing grunge
- Cleans the entire disposer - side walls, blades and splashguard
- Convenient, premeasured packets

DP36F Disposer Care



SINK STOPPERS & SPLASH GUARDS-MISC.

PLUMBING
ELECTRICAL

SINK DISPOSER STRAINER



Part No.
30093 White PVC

GARBAGE DISPOSER STOPPERS



Part No.
30097 Black - Plastic Stopper
Fits *Whirlaway



30098 Black - Plastic Stopper
Fits *IN-SINK-ERATOR

FIT-ALL STOPPER - 1" TO 1 3/8"

• White rubber



Part No.
30107 1" - 1 3/8"



GARBAGE DISPOSER STOPPERS

Part No.
30099 Flat - Ivory - With
Chrome Knob



30101 White Molded Handle



• White rubber

30105 5" Flat -
Kitchen & Tub



FIT-ALL STOPPER - 1 1/2" TO 2"

• White rubber



Part No.
30109 1 1/2" - 2"

GARBAGE DISPOSER SPLASH GUARD



Part No.
30102 Splash Guard - Fits
*IN-SINK-ERATOR Guard



30103 Splash Guard -
Universal

GARBAGE DISPOSER HUSH CUSHION

• Rubber



Part No.
30125 Fits IN-SINK-ERATOR
& Universal Sizes

DISPOSER DRAIN ADAPTER - PVC



• Includes: 1 1/2" flexible tail piece, hush cushion,
slip nut, washer & set of instructions.

Part No.
60425 Universal Replacement

GARBAGE DISPOSER CONNECTOR



• Black Rubber

Part No.
60423 With 4 Screw Clamps
60424 With 2 Screw Clamps

AIR GAP



• For dishwasher & disposer installation
• UPC listed

Part No.
60421 Air Gap With CP Cap
60419 Chrome Plated Cap Only



HEAVY PATTERN
04470 Blue Body Chrome Cap
40471 Blue w/Brushed Nickel Cap
04499 Copper Body Chrome Cap

ANGLE PIGTAIL CORD - 3 AMP.



• 16-3 SPT - 3 wire / rated 13 amps at 125 volts
• UL listed for garbage disposers, motors, tools &
appliances

• 16 gauge wire w/ ground
Part No. **Length**
60657 3' Length
60663 6' Length

RESIDENTIAL WIRING DEVICES

GROUNDING WALL SWITCH • 120V



**DECORATOR • 15A
SINGLE POLE ROCKER**
62043 IVORY

THREE-WAY ROCKER
62049 IVORY

SINGLE POLE TOGGLE 20A

62045 IVORY
62044 WHITE

THREE-WAY TOGGLE 15A

62047 IVORY
62046 WHITE



CEILING LAMP HOLDER W/ PULL CHAIN



59411

DUPLEX

RECEPTACLE

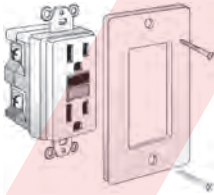
15A. UL498-NEMA
WD-1

62170 IVORY
62169 WHITE



DUPLEX RECEPTACLES/COVERS

- GFCI receptacle w/ face plate
- 125V, 60HZ
- Red indicator light



Part No.

62167 White 15a

62168 Ivory 15a

62177 White 20a

62178 Ivory 20a

SINGLE POLE TOGGLE SWITCH & RECEPTACLE

62079 IVORY
62078 WHITE



PHONE WALL OUTLETS

- 4-conductor for use w/ 1 or 2-line telephones
- Standard style
- Flush mount



Part No.

61001 Ivory - w/ screws

61011 White - w/ screws

- For wall phone

61005 Ivory - w/ screws

61013 White - w/ screws



DUAL USB CHARGER

15 Amp Tamper-Resistant Receptacle

- 2 USB charging ports with a total power of 4A
- Replace a standard duplex receptacle
- Charge electrical device directly without an adapter
- The USB ports are used to charge portable electronic devices only



Part No.

62185 1 AC Outlet

62186 2 AC Outlets

ELECTRICAL


1 GANG SWITCH COVER SMOOTH Unbreakable



Part No.

62051 Ivory
62050 White
Jumbo
62055 Ivory
62054 White


DUPLEX RECEPTACLE COVER PLATE Unbreakable



Part No.

62028 Ivory
62027 White
Jumbo
62032 Ivory
62031 White

2 GANG SWITCH COVER SMOOTH Unbreakable



Part No.

62057 Ivory
62056 White


BLANK PLATE BOX MOUNTED Unbreakable



Part No.

62075 Ivory
62074 White
Jumbo
62062 Ivory
62063 White

BLANK PLATE BOX MOUNTED (2 Gang)




Unbreakable

Part No.

62077 Ivory
62076 White

3 GANG SWITCH COVER SMOOTH




Unbreakable

Part No.

62061 Ivory
62060 White

TOGGLE SWITCH & DUPLEX RECEPTACLE



Part No.

62083 Ivory
62082 White

DUPLEX RECEPTACLE COVER PLATE



Part No.

62034 Ivory
62033 White

WALL PLATE 1 GANG




Sierraplex/
Decorator
Unbreakable

Part No.

62067 Ivory
62066 White

WALL PLATE 2 GANG



Unbreakable

Part No.

62069 Ivory
62068 White

TOGGLE SWITCH & DECORATOR PLATE



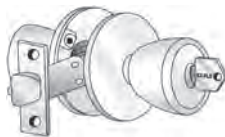
Part No.

62085 Ivory
62084 White

ENTRY LOCKSET - TULIP KNOB

- Adjustable back set - 2 $\frac{3}{8}$ " or 2 $\frac{3}{4}$ "
- Re-keyable
- KW1 keyway

57501

**Part No.**

57501 Polished Brass - Boxed

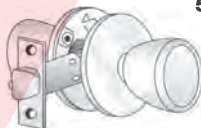
57504 Antique Brass - Clamshell

57506 Brushed Nickel - Clamshell

PASSAGE LOCKSET - TULIP KNOB

57511

- Adjustable back set - 2 $\frac{3}{8}$ " or 2 $\frac{3}{4}$ "

**Part No.**

57511 Polished Brass - Boxed

57514 Antique Brass - Clamshell

57516 Brushed Nickel - Clamshell

LEVER HANDLE LOCKSET - PRIVACY

- Heavy metal construction
- Adjustable back set - 2 $\frac{3}{8}$ " or 2 $\frac{3}{4}$ "

**Part No.**

57533 Polished Brass - Clamshell

PRIVACY LOCKSET - TULIP KNOB

- Adjustable back set - 2 $\frac{3}{8}$ " or 2 $\frac{3}{4}$ "

**Part No.**


57531 Polished Brass - Boxed

57534 Polished Brass - Clamshell

57536 Brushed Nickel - Clamshell

ENTRY LOCKSET - COMBINATION

- Includes a combination of 1 single cylinder deadbolt & 1 entry lockset - keyed alike - same key options both locks
- Re-keyable -KW1 - Keyway
- Adjustable back set - 2 $\frac{3}{8}$ " or 2 $\frac{3}{4}$ "

**Part No.**

57602 Polished Brass - Clamshell

57603 Brushed Nickel - Clamshell

SINGLE CYLINDER DEADBOLT

- Adjustable back set - 2 $\frac{3}{8}$ " or 2 $\frac{3}{4}$ "
- Case hardened - 1" throw
- Re-Keyable
- Keyway: KW1

**Part No.**

57521 Polished Brass

57526 Brushed Nickel

MAILBOX LOCKS

- Aluminum Face
- Keyway: XL-7

Part No.

57403 Type B

Chrome Face - w/5 cams


- Keyway: HL-1

57431 Inside-Type

57433 Outside-Type



57403



57431

LOCKSETS

PLUMBING
ELECTRICAL

BALL STYLE - ENTRY

- Locks w/ inside thumb turn
- Adj. steel latch for 2³/₈" & 2³/₄" backset
- Outside Key - KW1 five pin blank
- Lockset Grade 3
- 1³/₈ - 1³/₄" req. door thickness
- 1" x 2¹/₄" strike dim.



57798 Satin Nickel

FLAT BALL STYLE - ENTRY

- Locks w/ inside thumb turn
- Adj. steel latch for 2³/₈" & 2³/₄" backset
- Outside Key - KW1 five pin blank
- Lockset Grade 3
- 1³/₈ - 1³/₄" req. door thickness
- 1" x 2¹/₄" strike dim.



57842 Satin Nickel

BALL STYLE - PRIVACY

- Locks w/ inside thumb turn
- Adj. steel latch for 2³/₈" & 2³/₄" backset
- Bedroom & bathroom doors
- Lockset Grade 3
- 1³/₈ - 1³/₄" req. door thickness
- 1" x 2¹/₄" strike dim.



57840 Satin Nickel

FLAT BALL STYLE - PRIVACY

- Locks w/ inside thumb turn
- Adj. steel latch for 2³/₈" & 2³/₄" backset
- Bedroom & bathroom doors
- Lockset Grade 3
- 1³/₈ - 1³/₄" req. door thickness
- 1" x 2¹/₄" strike dim.



57843 Satin Nickel

BALL STYLE - PASSAGE

- No interior or exterior locking mechanism
- Adj. steel latch for 2³/₈" & 2³/₄" backset
- Hall & Closet doors
- Lockset Grade 3
- 1³/₈ - 1³/₄" req. door thickness
- 1" x 2¹/₄" strike dim.



57799 Satin Nickel

FLAT BALL STYLE - PASSAGE

- No interior or exterior locking mechanism
- Adj. steel latch for 2³/₈" & 2³/₄" backset
- Hall & Closet doors
- Lockset Grade 3
- 1³/₈ - 1³/₄" req. door thickness
- 1" x 2¹/₄" strike dim.



57844 Satin Nickel

BALL STYLE - DUMMY KNOB

- Surface mount doorknob w/o latch mechanism



57841 Satin Nickel

FLAT BALL STYLE - DUMMY KNOB

- Surface mount doorknob w/o latch mechanism



57845 Satin Nickel

LOCKSETS

TULIP STYLE - ENTRY


- Locks w/ inside thumb turn
- Adj. steel latch for 2 $\frac{3}{8}$ " & 2 $\frac{3}{4}$ " backset
- Outside Key - KW1 five pin blank
- Lockset Grade 3
- 1 $\frac{1}{2}$ - 1 $\frac{3}{4}$ " req. door thickness
- 1" x 2 $\frac{1}{4}$ " strike dim.



57786 Polished Brass
57789 Satin Chrome
57794 Satin Nickel

SINGLE CYLINDER DEADBOLT


- Locks w/ inside thumb turn
- Adj. steel latch for 2 $\frac{3}{8}$ " & 2 $\frac{3}{4}$ " backset
- Outside Key - KW1 five pin blank
- 1 $\frac{1}{2}$ - 1 $\frac{3}{4}$ " req. door thickness
- 1" x 2 $\frac{1}{4}$ " strike dim.
- Lockset Grade 3



57865 Polished Brass
57780 Satin Chrome
57781 Satin Nickel

TULIP STYLE - PRIVACY

- Locks w/ inside thumb turn
- Adj. steel latch for 2 $\frac{3}{8}$ " & 2 $\frac{3}{4}$ " backset
- Bedroom & bathroom doors
- 1 $\frac{1}{2}$ - 1 $\frac{3}{4}$ " req. door thickness
- 1" x 2 $\frac{1}{4}$ " strike dim.
- Lockset Grade 3



57868 Polished Brass
57788 Antique Brass
57791 Satin Chrome
57796 Satin Nickel

DOUBLE CYLINDER DEADBOLT

- Locks w/ inside thumb turn
- Adj. steel latch for 2 $\frac{3}{8}$ " & 2 $\frac{3}{4}$ " backset
- Outside Key - KW1 five pin blank
- 1 $\frac{1}{2}$ - 1 $\frac{3}{4}$ " req. door thickness
- 1" x 2 $\frac{1}{4}$ " strike dim.
- Lockset Grade 3



57782 Satin Nickel

TULIP STYLE - PASSAGE


- No interior or exterior locking mechanism
- Adj. steel latch for 2 $\frac{3}{8}$ " & 2 $\frac{3}{4}$ " backset
- Hall & Closet doors
- 1 $\frac{1}{2}$ - 1 $\frac{3}{4}$ " req. door thickness
- 1" x 2 $\frac{1}{4}$ " strike dim.
- Lockset Grade 3



57867 Polished Brass
57787 Antique Brass
57790 Satin Chrome
57795 Satin Nickel

KEYLESS SINGLE SIDE DEADBOLT

- Locks w/ inside thumb turn
- No exterior access
- Adj. steel latch for 2 $\frac{3}{8}$ " & 2 $\frac{3}{4}$ " backset
- 1 $\frac{1}{2}$ - 1 $\frac{3}{4}$ " req. door thickness
- 1" x 2 $\frac{1}{4}$ " strike dim.
- Lockset Grade 3



57784 Polished Brass
57783 Satin Nickel

TULIP STYLE - DUMMY KNOB

- Surface mount doorknob w/o latch mechanism



57785 Polished Brass
57793 Satin Chrome
57797 Satin Nickel

DEADBOLT LATCH

- Adj. steel latch for 2 $\frac{3}{8}$ " & 2 $\frac{3}{4}$ " backset
- 1 $\frac{1}{2}$ - 1 $\frac{3}{4}$ " req. door thickness
- 1" hardened steel throw
- Fits deadbolts



57858 Polished Brass
57859 Satin Nickel



BLANK MAILBOX LOCK KEY BLANK

57435 Uncut Key



STRIKE PLATE

Part No.

57081 Polished Brass Plated

SINGLE-CYLINDER DEADBOLT

- Adjustable back set - 2 $\frac{3}{8}$ " or 2 $\frac{3}{4}$ "
- Case hardened - 1" throw
- Re-keyable
- KW1 keyway



Part No.

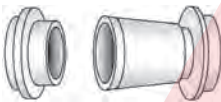
57521 Polished Brass - Boxed

57524 Antique Brass - Clamshell

57526 Brushed Nickel - Clamshell

BATH HARDWARE

SHOWER ROD FLANGE



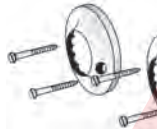
- Sold & priced by the pair

Part No.

15095 Adjustable Chrome Plated ABS

15093 Adjustable Chrome Plated Die Cast

- Chrome plated steel



Part No

15092 Exposed Screw

15097 Concealed Screw

TOWEL BAR BRACKET

- Towel bar brackets
- Chrome plated
- Sold & priced by the pair

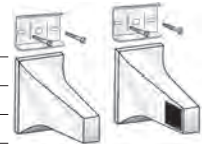
Part No. Screw

15151 5/8" Exposed

15152 5/8" Concealed

15153 3/4" Exposed

15155 3/4" Concealed



MIRROR FINISH TOWEL BARS

- Sold in case quantities of 50 only

Part No

15161 5/8" x 18" Aluminum

15163 5/8" x 24" Aluminum

15171 3/4" x 18" Aluminum

15173 3/4" x 24" Aluminum

15175 3/4" x 36" Aluminum

15183 5/8" X 24" Stainless Steel

15191 3/4" x 24" Stainless Steel



SHOWER ROD

- Polished stainless steel
- .012 wall thickness

15099 1" X 5' Length

- Sold in case quantities of 10 per case only

15101 1" X 5' Polished Aluminum

15103 1" X 6' Polished Aluminum

- Shower curtain rings

- Sold in bags of 24


15105 Nickel Plated Steel



Curved Shower Curtain Rod



- 1 inch x 5' length
- Adds up to 9" more room
- 22 gauge



Part No.

15118 Chrome

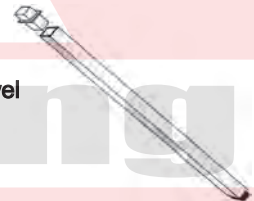
15119 Brushed Nickel

ADJUSTABLE TOWEL BAR

- Spring-loaded adjustable end caps • Easily cut to fit
- Plastic, fits 5/8" or 3/4" towel bar brackets

Part No

15198 24" White



ADJUSTABLE TOWEL BAR END CAPS

- Fits 5/8" or 3/4" towel bar brackets
- Spring-loaded end caps
- Priced per 10 pack



Part No

15199 Plastic W/ Steel Spring

COMMERCIAL GRADE GRAB BAR

- Heavy-duty 18-gauge 304 stainless steel
- Meets ADA specifications
- Includes mounting screws
- Satin stainless finish
- 1½" diameter tubing — w/ concealed screw mounting

**Part No.**

15188 1½" OD x 24" Length

SURFACE MOUNT SOAP DISH**Part No. Finish / Screw**

15201 Chrome Exposed

15202 Chrome Concealed

16202 Brushed Nick Exposed

**RECESSED SOAP & GRAB BAR**

- Chrome-plated metal
- 4½" x 5¼" rough in

**Part No.**

15215 Recessed Holder W/ Soap Dish

15204 Replacement Plastic Soap Dish

TOOTHBRUSH/TUMBLER HOLDER

- Surface-mount

Part No. Finish / Screw

15206 Chrome Exposed

15207 Chrome Concealed

16207 Brushed Nickel Exposed

**RECESSED TOILET PAPER HOLDER**

- Recessed mount
- Chrome plated metal
- 5¼" x 5¼" rough in

**Part No.**

15209 Holder Only

TOILET PAPER ROLLER

- Spring action • ABS material • 5/8" round ends

Part No.

15131 White

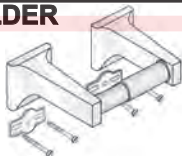
15137 Chrome plated

- 3/8" stepped ends

15133 White

**TOILET PAPER HOLDER**

- Surface mount
- Includes mounting hardware

**Part No.****Finish****Screw**

15225 Chrome

Concealed

15235 Chrome

Exposed

16225 Brushed Nickel

Exposed

TOWEL RING

- Surface-mount
- Clear lucite ring

Part No. Finish / Screw

15231 Chrome Exposed

15232 Chrome Concealed

16232 Brushed Nickel Exposed Screw

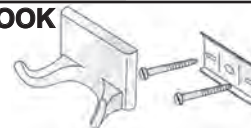
**DOUBLE HOOK ROBE HOOK**

- Surface-mount
- Concealed screw

Part No.

15241 Chrome

16241 Brushed Nickel

**PLASTIC MIRROR PULL**

- Plastic w/ adhesive back
- Textured finish
- 2½" long x 3/4" wide
- Priced per pair

Part No.

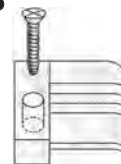
15245 Black

**PLASTIC MIRROR CLIP**

- Hold up to 1/4"-thick glass or mirrors
- Includes screws
- Priced 25 per bag

Part No.

56451 5/8" x 3/4"

**PLASTIC CABINET/MIRROR PULL**

- Plastic w/ adhesive back
- 3¼" long x 1" wide
- Priced per 4 pack

Part No.

15247 Clear

**BATHTUB SPLASH GUARD**

- Complete w/ adhesive back tape

- 7" wide x 9" high
- priced per pair

Part No.

15261 White

**SHOWER SPLASH GUARD**

- Complete w/ adhesive back on tape
- 48" high
- Priced per pair

Part No.

15263 White



DOOR VIEWERS BRASS PLATED

- Fits 1½" - 2" thick doors
- Glass lens

Part No.**56003** 190° - .550 dia.

- Fits 1¼" to 2¼" thick doors

56004 160° - .165 dia.**DOOR KNOCKER WITH VIEWER**

- Fits 1¼" to 2" thick doors
- Viewer is 160° - .465 dia. - glass lens

56011 Brass Plated**56012** Antique Brass**SECURITY DOOR GUARD**

- Swing Type
- Includes screws

Part No.**56021** Brass Plated**CHAIN DOOR GUARD**

- Includes screws

Part No.**56031** Polished Brass Plated**DOOR STOPS**

- Standard type spring stop

Part No.**56061** Polished Brass

- Heavy-duty spring stop

56072 Polished Brass – 3"**56074** Antique Brass – 3"**56071** Polished Brass- 3¾"

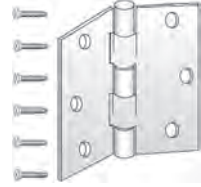
- Standard type rigid stop

56081 polished brass

- Hinge pin door stop – cast zinc w/ plastic bushing & vinyl tips

56101 polished brass

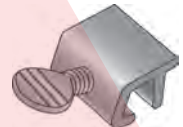
- Hinge pin "Z"-shape stop – cast zinc w/ plastic bushing & vinyl tips

56109 polished brass**DOOR HINGE W/ SCREW**

- 3½"
- Brass plated steel – includes screws

Part No.**57011** Square Corners**57037** Round Corners – 5/8" Radius**CABINET DOOR HINGE - FLUSH MOUNT**

- Self Closing
- Includes screws
- Individually Bagged by the Pair

Part No. Color**56356** Polished Brass**56352** White**56355** Antique Brass**SLIDING DOOR & WINDOW LOCK****Part No.****56045** Single Bolt**WALL DOOR STOP - ROUND TEXTURED**

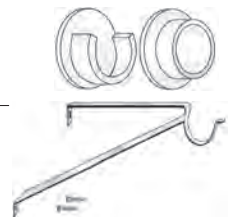
- Paintable
- with Adhesive Back

Part No. Description**56137** 3¼" White**56139** 5" White**56130** 5" Navajo White**CLOSET HARDWARE**

- Closet rod holder – plastic

Part No.**56421** Pair – Opaque

- Closet rod support – adjustable
- Includes mounting screws

56423 Steel


BROAN RANGE HOODS

ECONOMY SERIES RANGE HOOD

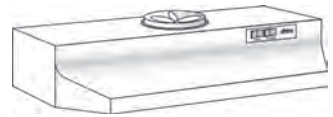
- 40000 Series Installs as 3 1/4" x 10" vented only. Duct connector with built in damper included.
- 41000 Series installs as non-ducted with charcoal filter included.
- 42000 Series installs as 7" round ducted only.



40000 Series



41000 Series

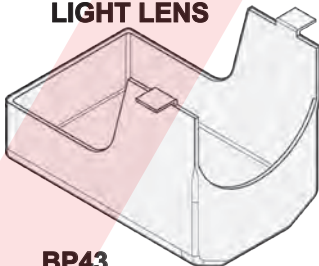


42000 Series

Width	White	Bisque	Stainless	Black
24" Ducted	402401	402402	402404	N/A
24" Duct-free	412401	412402	N/A	N/A
30" Ducted	403001	403002	403004	403023
30" Duct-free	413001	413002	413004	413023
30" 7" Round Ducted	423001	423002	423004	423023
36" Ducted	403601	403602	403604	403623
36" Duct-free	413601	413602	413604	413623
36" 7" Round Ducted	423601	423602	423604	423623
42" Ducted	404201	404202	N/A	N/A
42" Duct-free	414201	414202	414204	N/A
42" 7" Round Ducted	424201	N/A	424204	N/A

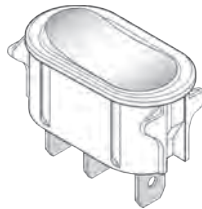
CALL FOR OTHER COLORS AND FEATURES

LIGHT LENS




BP43

RANGE HOOD TOGGLE SWITCHES



SR51116
White
Sold 2 per package



SR51117
Black
Sold 2 per package

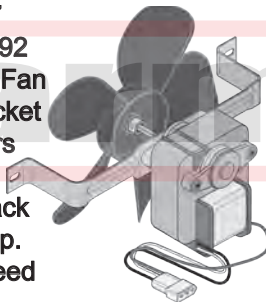
RANGE HOOD FAN & MOTOR ASSEMBLIES

BP17

99080492
6 1/4" Dia. Fan
8 1/4" Bracket
Centers

7/8" Stack
1.1 Amp.
Two Speed

Fits Broan 40000-A thru H,
42000-K,
Nautilus NV, NN, NX-K

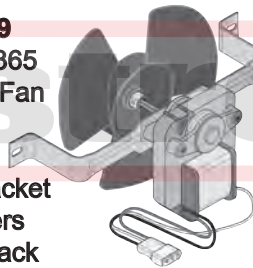


BP19

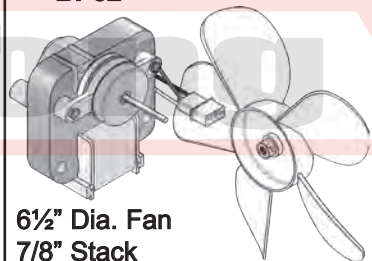
99080365
6" Dia. Fan

8 1/4" Bracket
Centers
3/8" Stack
0.7 Amp.
Two Speed

Fits Broan 41000
Nautilus NW & NP



BP52




6 1/2" Dia. Fan
7/8" Stack
1.2 Amp. Two Speed
Fits Nutone M1T, M2T,
MK2T, M4T, M8T, V20, V23,
V25, V26 & V26N

BROAN RANGEHOOD FILTERS

FILTERS FOR ALLURE SERIES RANGE HOODS

The filters have a special "Clean Sense" feature that indicates when the filter needs to be replaced. The Blue & Yellow Strips will blend together to Green indicating it is time to replace the filters. Mounting Clips and instructions are included.

- 30", 36", 42" Wide Broan Hood Model series QS
- 30", 36", 42" Wide Nutone Hood Model series WS
- 30", 36" Wide Sears Kenmore Model series 3160, 3161, 5260, 5270, 5501, 5511



PROPERTY
MAINTENANCE

BPSF30 (99010308) 30" Hoods 2 Per Package
10 $\frac{7}{8}$ " x 13 $\frac{3}{8}$ " x 3/16" Thick

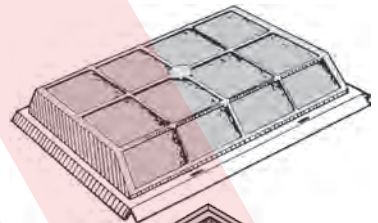
BPSF36 (99010309) 36" Hoods 1 Per Package
10 $\frac{7}{8}$ " x 16 $\frac{3}{8}$ " x 3/16" Thick

BPSF42 (99010310) 42" Hoods 2 Per Package
10 $\frac{7}{8}$ " x 19 $\frac{3}{8}$ " x 3/16" Thick


FOR DUCT-FREE HOODS

Microtek Duct Free Filters are multi-layer particle filter that ensures proper range hood performance and will help keep your kitchen cleaner & brighter.

88F (97007662) 2 Per Package
11 $\frac{1}{2}$ " x 10" X 1 $\frac{3}{4}$ " Thick
Broan models: 88000-A, Nautilus NA Ser.
Sears 233.5238510, 5248510, & 525851.

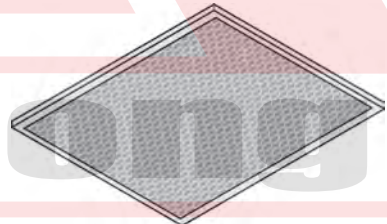


S97007664 (76F) 1 Per Package
11 $\frac{1}{2}$ " x 6 $\frac{3}{4}$ " X 1 $\frac{1}{4}$ " Thick
Broan models: 76000-C, 77000-C
Nautilus NJ-C series
Sears: 233.5208510, 5248510, & 5218510




41F (97007696) 1 Per Package
10 $\frac{1}{2}$ " x 8 $\frac{3}{4}$ " X $\frac{5}{8}$ " Thick
Broan models: 11000, 41000, F40000,
46000

BPQTF (99010317) Packaged Each
Aluminum/Charcoal Filter
11 $\frac{1}{4}$ " x 11 $\frac{1}{8}$ " X $\frac{3}{8}$ " Thick
Broan models: QT2000
Nutone: WA6500
Sears: 5205, 5215



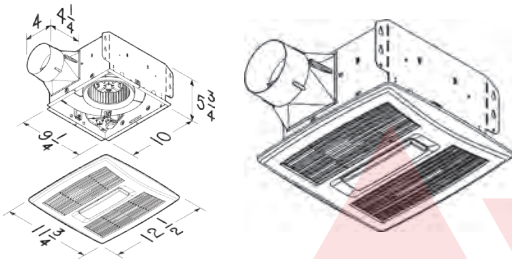
BP29 (97006931) Packaged Each
Aluminum Filter
10 $\frac{1}{2}$ " x 8 $\frac{3}{4}$ " X $\frac{5}{8}$ " Thick
Broan models: 40000, 41000, 42000
Nutone: RL6100, RL6200, RL6300, &
RL6100 Series



BROAN

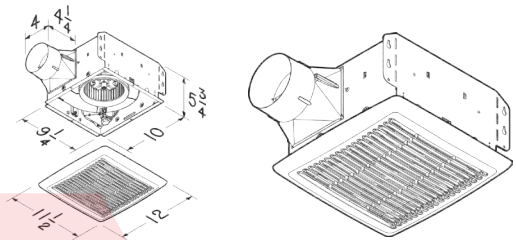
InVent™ Airtight Fans & LED Lights

INVENT FAN/LED LIGHT MODELS



Part No.	CFM	Sones	Energy Star
AE80L	80	0.8	Yes
AE80BL	80	1.5	Yes
AE110L	110	1.3	Yes

INVENT FAN MODELS

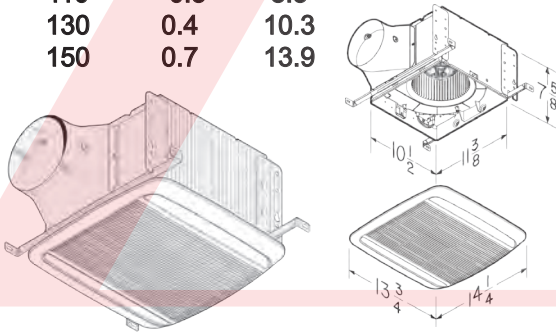


Part No.	CFM	Sones	Energy Star
AE50	50	0.8	Yes
AE80B	80	0.8	Yes
AE110	110	1.3	Yes
AE50110DC	110	0.9	Yes

QTDC™ Fans & LED Lights

- Selectable setting of 110, 130 or 150 CFM

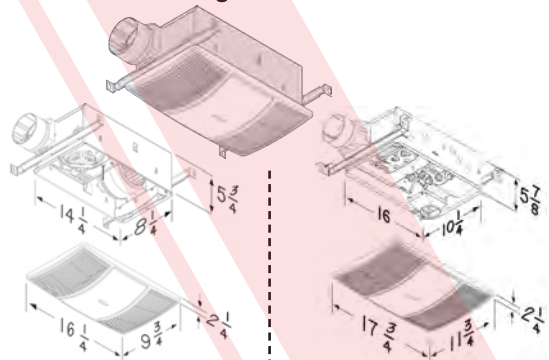
Air Flow CPM	Sound (Sones)	Power (Watts)
110	<0.3	8.3
130	0.4	10.3
150	0.7	13.9




Part No.	Description
QTXE110150DC	Fan
QTXE110150DCL	Fan w LED Light

PowerHeat™ Heater Fan

- Forced air heating of 1300 and 1500 Watts



Model	CFM	Sones	Wattage
BHF80	80	1.5	1300-Watt heater
BHF110	110	2	1500-Watt heater



Exhaust Fan Assembly For Broan - NuTone Thermally Protected, Open Enclosure, Ball Bearing

PCP50695 for QT80 Series

1/75HP, 115V 60Hz, 1550RPM, 0.9A, CWSE
Replaces 0695B000, 86323000

PCP50696 for QT90, QT100 & QT110 Series

1/75HP, 115V 60Hz, 1550RPM, 1.2A, CWSE
Replaces 0696B000, 86322000

BROAN

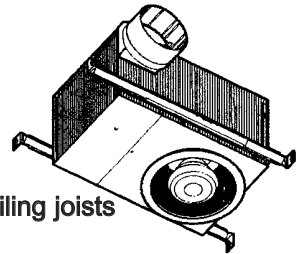
BROAN

RECESSED FAN LIGHT

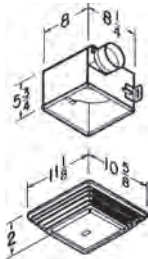
Model 744

High efficiency centrifugal fan delivers 70 CFM

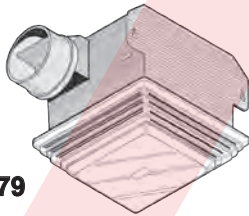
- HVI-certified 2.0 Sones
- Uses a 75 watt bulb
- Trim matched to designs of major recessed light manufacturers
- 7 $\frac{1}{8}$ " high housing appropriate for new construction and 2" x 8" ceiling joists
- 4" round duct connector
- UL Listed for use over bathtubs and showers when connected to a GFCI protected circuit.



PROPERTY
MAINTENANCE



679



FAN/LIGHT

- Matte white polymeric - blends well with any decor
- Built-in light-diffusing lens accepts up to 100 W bulb
- Plug-in, permanently lubricated motor
- Polymeric blower wheel


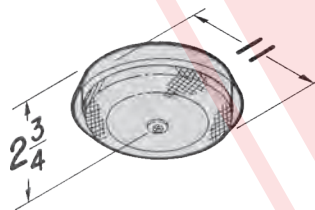
Part No. Description

679	Fan/Light 70 cfm 3.5 Sones
-----	-------------------------------

Model: 157

FAN-FORCED CEILING RADIANT HEATER

- Low profile
- Aluminum construction
- 1250 Watt 120 VAC
- Automatic overheat protection
- Expanded aluminum mesh grille
- Built-in fan - disperses heat evenly
- Permanently lubricated motor
- Simple, quick surface installation
- Industry exclusive enclosed metal-sheathed element for high efficiency and long life
- Easily mounts to standard ceiling electrical boxes (3 $\frac{1}{2}$ " and 4" round and 4" octagonal)

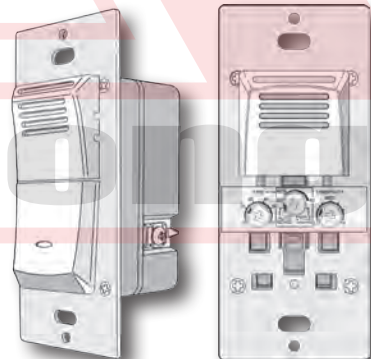


Model 82W (White)

Premium Humidity Sensing Wall Control

Maks any ventilation fan a humidity-sensing fan

- Sensaire™ technology detects rising humidity to react to showers and clear mirrors quickly
- Variable setting from 20% to 80% relative humidity
- Can be used to comply with California Title 24 and CALGreen
- Precise sensitivity adjustment
- Continuous ventilation mode operates fan set minutes per hour to meet ASHRAE 62.2
- User-adjustable automatic shutoff timer
- LED indicator and manual operation mode
- Fits single-gang box
- 120 VAC, 60 Hz
- Requires neutral wire for operation.



Model 82W

BROAN

BATH FAN UPGRADE KIT

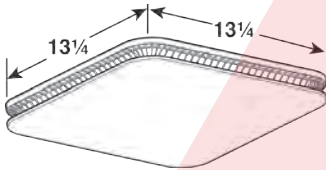
Works with Existing Fans Measuring $7\frac{1}{2}'' \times 7\frac{1}{4}''$

- Brighter White grille blends well with any decor
- Torsion spring grille mounting, no tools required
- QuickKit includes a galvanized steel motor plate

BLOWER ASSEMBLY:

- Plug-in, permanently lubricated motor
- Polymeric blower wheel
- 120V • 1.2A • 60 CFM • 2.5 SONES

Model QK60S



Universal CleanCover™ Upgrade

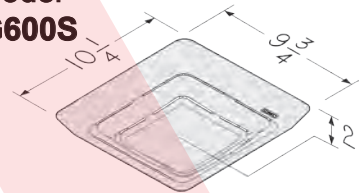
- Low profile—seamlessly blends into the ceiling.
- $13\frac{1}{4}''$ L - $13\frac{1}{4}''$ W - $1\text{-}5\frac{1}{16}''$ D

Model FG701S

Easy Install Ceiling Exhaust Fan Grille/Cover with LED Light

- Quickly and easily installs in under 5 minutes.
- Bright white finish matches popular white ceiling paint
- Designed with fewer ventilation slots to stay clean longer
- No drywall cutting or patching required
- Quick connect plug makes install easy, no wiring required
- Bright LED light illuminates darker areas of the bathroom
- Cover Dimensions: $10\frac{1}{4}'' \times 9\frac{3}{4}'' \times 2''$
- Includes two sets of springs for use with multiple ventilation fan models
- Compatible with existing ventilation fan housing dimensions of $7\frac{1}{2}'' \times 7\frac{1}{4}''$ and $8\frac{1}{4}'' \times 8''$

Model FG600S



Broan-NuTone® Economy Series Cover Upgrade Kit

- Compatible with existing fan housing dimension of $7\frac{1}{2}'' \times 7\frac{1}{4}''$
- Cover dimension: $9\frac{1}{4}'' \times 9\frac{3}{4}''$
- Fits models 670, 671, 688, 689, 695, 696N, 771, E050, E070

Model FGR101S

Easy Install Bathroom Exhaust Fan Replacement Grille/Cover

- Fits Broan & NuTone bath fans with a housing size of $9\frac{1}{4}'' \times 10''$
- Cover dimension: $11\frac{1}{4}'' \times 11\frac{3}{4}'' \times 1''$
- Compatible with fan models: A110 series, A80 series, AE100B series, AE110 series, AE50 series, AE80 series, AEN110 series, AEN50 series, AEN80 series, AER110 series, AER50 series, AER70C, AER series, AER90C, AERN110 series, AERN50C, AERN70C, AERN80 series, AERN90C, AEW110, AN110 series, AN80 series, AR110 series, AR80C, AR80X, AR90C, ARN110C, ARN80, ARN80C, ARN90C



Model FGR300S

KRYLON SPRAY PAINT

INDUSTRIAL MAINTENANCE PAINTS



- The most asked-for spray paint in the industrial marketplace
- Superior performance, both indoors and outdoors
- VOC-compliant acrylic lacquer formula, free of lead hazards
- Hard, protective, durable finish
- Assures maximum coverage with excellent adhesion
- Dries fast, in just 12 minutes to the touch
- Tough, high-gloss finish
- Uniform coverage
- No recoat window, recoat anytime
- 16 oz cans Case Pack of 6



PROPERTY
MAINTENANCE

Interior/Exterior Industrial Maintenance

Metallic Paint

<u>Part No.</u>	<u>Color</u>
1501	Gloss White
1506	Almond
2501	Brown

<u>Part No.</u>	<u>Color</u>
1401	Brite Silver
1404	Chrome Aluminum

PORCELAIN ENAMEL TOUCH-UP



- Ideal for the small job
- 1 fluid ounce bottle with brush
- Thick texture-dries super hard

<u>Part No.</u>	<u>Color</u>
1125	White Glaze
1126 (41001)	Appliance White
1438 (41041)	Almond
1440	Bisque
1445	Porcelain Filler
1999 (41045)	Black

HIGH HEAT PAINTS



- Withstand temperatures up to 1000°F
- Provides a clean, durable finish
- Protects against rust
- Dries to the touch in minutes

<u>Part No.</u>	<u>Color</u>
1407	BBQ & Stove Aluminum
1505	High Heat White
1614	High Heat Black
1618	Stove Paint Black

APPLIANCE EPOXY SPRAY PAINTS



- Chemical and stain resistant
- Durable
- Dries to the touch in 30 min.

<u>Part No.</u>	<u>Color</u>
3201	White
3202	Almond
3206	Black
3207	Bisque

SILICONE RUBBER SEALER

- Bonds to porcelain, ceramic, glass, painted surfaces and most metals
- Interior / Exterior



<u>Part No.</u>	<u>Color</u>	<u>Size</u>
0806 (37000)	Clear	10.1 oz.
0706 (37001)	White	10.1 oz.
0820 (31520)	Clear	3 oz.
0810 (31521)	White	3 oz.
0809/IO (37610)	Hi Temp Red	10.1 oz.
0829/IO (32620)	Hi Temp Red	2.8 oz.

RELAY WITH OVERLOAD COMBINATION

3-n-1 Complete Start Series • Relay-Start Capacitor-Overload
A must have for truck stock - reduce callbacks - replace 1/12 to 1/2 hp.

Features

- Replaces relay, capacitor and overload for one low price
- Completely pre-wired, simply push on 3 female pin terminals
- "Push-on" compressor terminals, and 1/4" capacitor terminals
- Designed for modern high efficiency compressors
- Helps older compressors to start and run cooler
- Easy mount clip for quick installation
- Prevents low voltage starting problems

Parts
Connect

115 Volt
Systems WITH or
WITHOUT Run
Capacitor



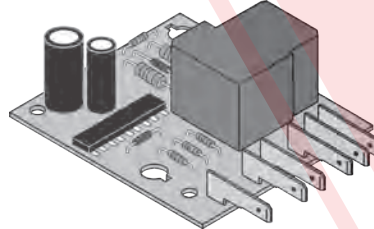
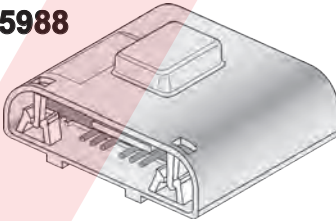
Applications

- Domestic Refrigerator Compressors to 1/3 hp
- Works on "RSIR", "CSIR", "PSC", & "CSR" compressors

Part No.	HP	RLA	Replaces
PCS410	1/4 - 1/3 HP	6a	URCO410, RCO410, ERPU410, ERP410, 600-410, WRX-4, TQS41, HS41
PCS810	1/12 - 1/5 HP	3.5a	URCO810, RCO810, ERPU810, ERP810, HS81, WRX-8, TQS81, 600-810

ADAPTIVE DEFROST CONTROL

ADC5988



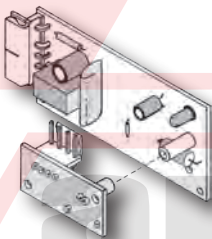
ADC4099

ADC8931

ADC8932

Order by Number on
Old Control

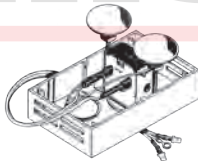
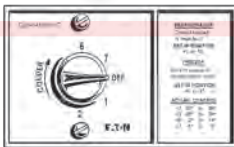
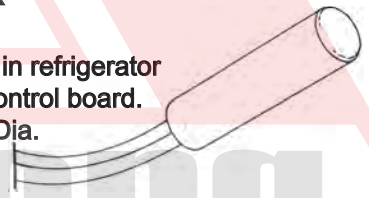
**ICE LEVEL
CONTROL**



ADC9102

**THERMISTOR
TH10025**

Used to sense temperature in refrigerator cabinet, connects to the control board.
18" Wires 5/16" Dia.



Supco

TEMPORARY COLD CONTROL
REFRIG. OR FREEZER


Range = -5°F to +38°F

- Designed to service either refrigerators or stand-alone freezers.
 - One unit for either application
 - Complete with Knob, Dial Plate, Mounting Suction Cups and Terminals
- SC1002**


	Cutout	CutIn
Cold	-5	+5
Normal	N/A	N/A
Warm	+32	+38

FAN MOTORS

UNIVERSAL EVAPORATOR FAN MOTOR KIT



- EM999**
- Multi-mount bracket & hardware
 - Reversible
 - Break off shaft



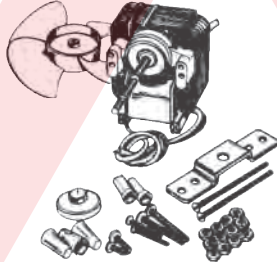
65249

Domestic application 120V, 1/8" shaft and hub adapters, 1/2" stack with mounting hardware.

SUPER FIT EVAPORATOR MOTOR KIT

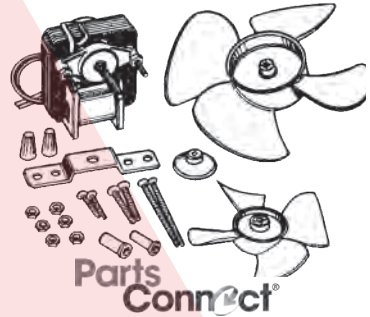
Commercial application
3/16" Shaft, 1/4" and 5/16" shaft and hub adapters
120/240V,
1" stack includes
5½" CCW fan.

SM675



5/8" Stack
3/16" Shaft

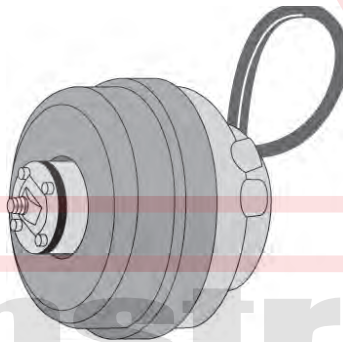
EM670



CONDENSER FAN MOTORS

2 Watt CW
(CCW Shaft End)
115 Volt

SM5109
(Made In China)



65109
Aluminum

2 Watt CW
(CCW Shaft End)
115 Volt



CONDENSER FAN BLADES



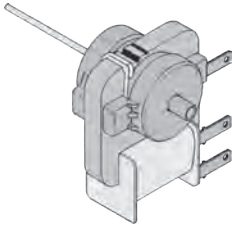
The illustration is of a COUNTER CLOCKWISE blade. Note that when you face this blade, it must be rotated COUNTER CLOCKWISE in order to blow air toward you.

<u>Part No.</u>	<u>Rot.</u>	<u>Size</u>	<u>Type</u>	<u>Blades</u>
A63607	CW	6"	BLOWER	4
A61103	CW	7"	SUCTION	5
A61104	CCW	7"	BLOWER	5
A63806	CW	8"	SUCTION	5
A63816	CCW	8"	BLOWER	5

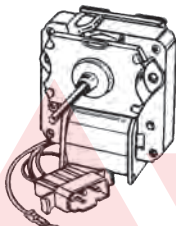
EVAPORATOR FAN MOTORS

DIRECT REPLACEMENT EVAPORATOR FAN MOTORS

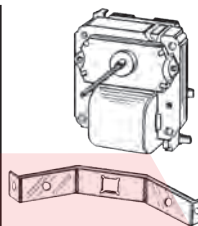
The SM series motors are manufactured for specific applications and offer direct replacement w/o unnecessary adaptations, re-bracketing, etc. Note mounting features, wire locations & shunt on top of motor.




SM190



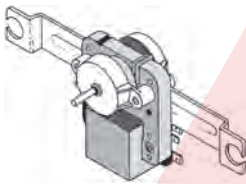
SM336



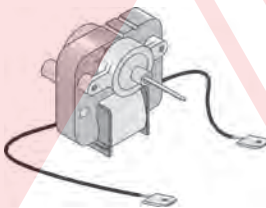
SM338



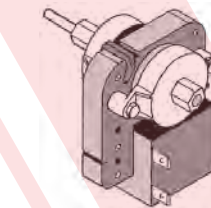
SM343



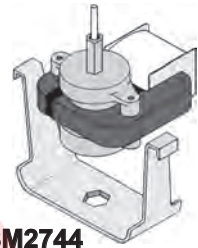
SM345



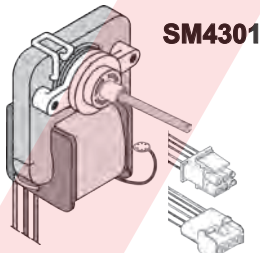
SM391



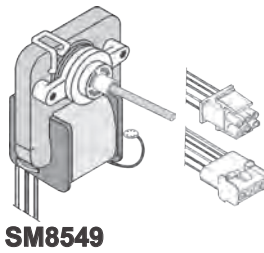
SM399



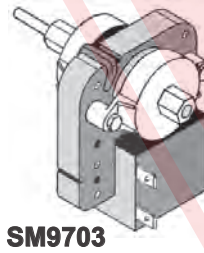
SM2744



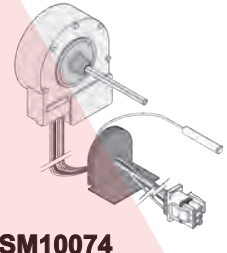
SM4301



SM8549



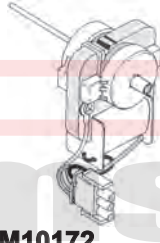
SM9703



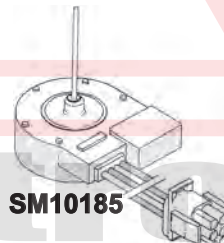
SM10074



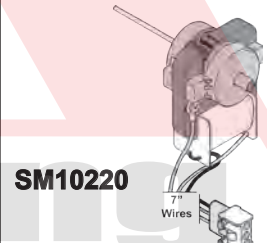
SM10141



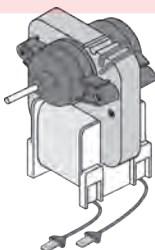
SM10172



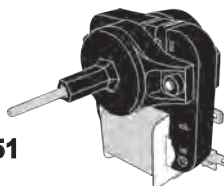
SM10185



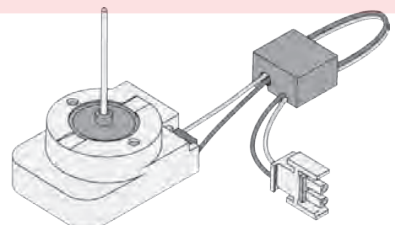
SM10220



SM88389



SM28551

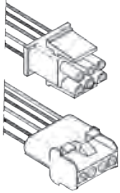


SM10257

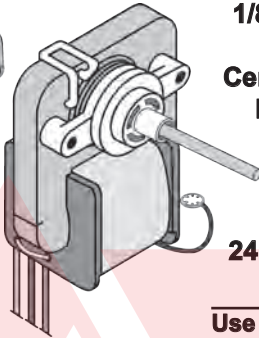
POPULAR OEM EVAPORATOR FAN MOTORS

5303918549

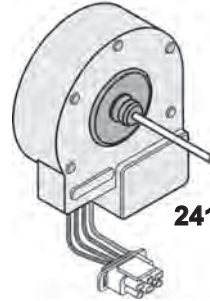
With 15½" Harness,
Blocks, Bell Splicers,
& Instructions



Replaces:
241537301
240315802, 240315803,
240369701, 240369702,
5304445861 & Others



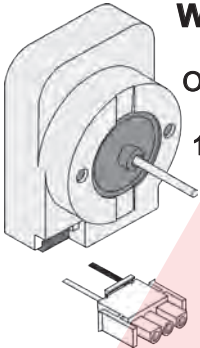
3/8" Stack
1/8" Shaft
CW
Center Hub
Mount
Bare
Motor
Only
241854301



241509402

Use 5308000010 Blade

GENERIC
REFRIGERATION

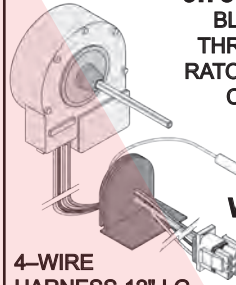
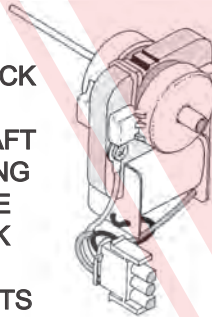


WR60X31522
1/8" X 2½"
Orange & Black
Leads
115V 3W "AC/
DC"

3 Wire
Male
Block

WR60X10172

3/8" STACK
CCW
1/8" SHAFT
2¼" LONG
3 WIRE
BLOCK
115 V.
7.4 WATTS

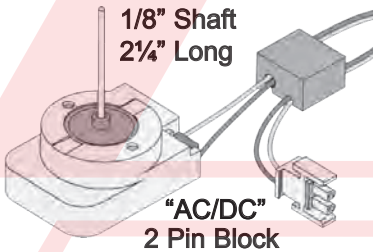


4-WIRE
HARNESS 12" LG.
WR60X10185

9.75 VOLTS D.C.
BLOWS UPWARD
THROUGH EVAPO-
RATOR IN FREEZER
COMPARTMENT
6-WIRE
HARNESS
w/ SENSOR
WR60X10074

1/8" SHAFT

WR60X10257
(10129)



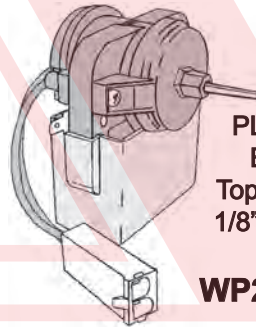
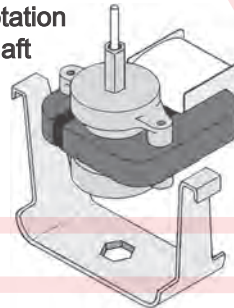
1/8" Shaft
2¼" Long

"AC/DC"
2 Pin Block

12002744

- CW Rotation
- 1/8" Shaft

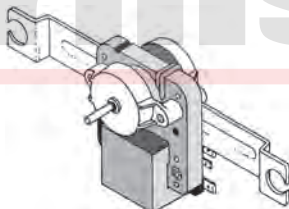
- 7/16" Stack



PLASTIC
BODY
Top Freezer
1/8" Shaft 1"
long
WP2315539


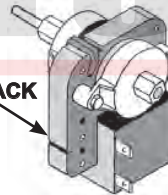
1/8" SHAFT – LATE MODEL MOTORS – CCW ROT.

WP4389142
MOTOR KIT



3½" CCW BLADE
IS INCLUDED
MOUNTS 7¾"

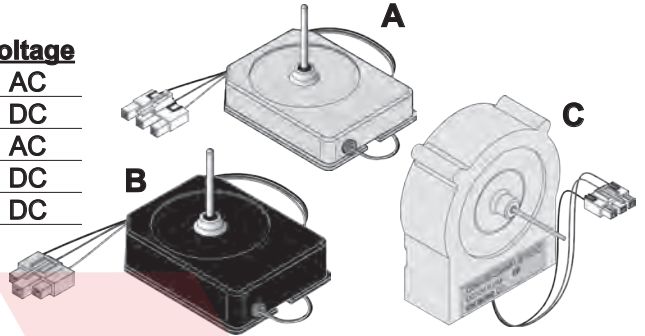
STACK



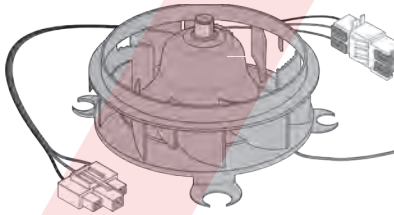
Part No	Shaft	Stack	Amps
WP4389147	1½"	3/8"	0.12
4389144	1½"	1/2"	0.15
WPW10189703	7/8"	1/2"	0.15

FAN MOTORS

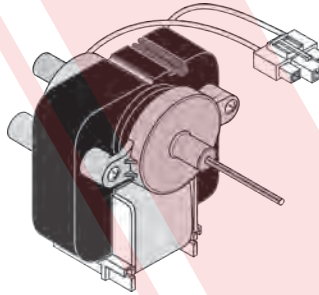
Pic.	Part No.	Case	Block	Voltage
A	4681JB1029A	White	White	AC
A	4681JB1029H	White	White	DC
B	4681JB1029D	Black	Blue	AC
C	4681JB1027C	Grey	White	DC
C	EAU61524007	Grey	White	DC



EAU64824401
EVAPORATOR MOTOR
 DC - Fresh Food Section

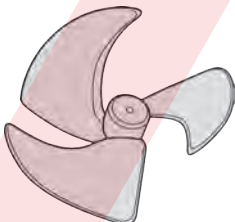


4680JB1026H
CONDENSER MOTOR
 115V 10.3A
 Shaft:
 2½" Long 1/8"
 Dia.

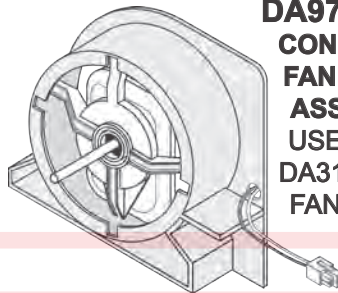


Samsung

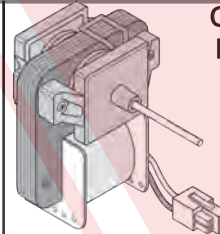
REFRIGERATOR MOTORS



DA31-00010D
CONDENSER FAN
BLADE

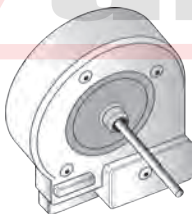


DA97-01949A
CONDENSER FAN MOTOR ASSEMBLY
 USED WITH
 DA31-00010D
 FAN BLADE



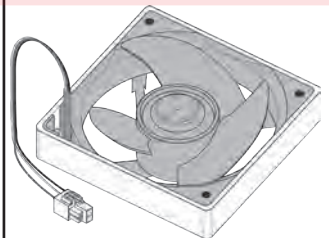
CONDENSER FAN MOTOR
 1300RPM
 115VAC
 0.16A
 SHAFT
 L= 1¼"
 DIA.= 1/8"
DA31-00103A
MOTOR (IS-7210SDC6A)

EVAPORATOR FAN MOTOR ASSEMBLY 12 VDC



Part No.	Shaft	Wattage	Amps	RPM
DA31-00020E	1 5/8" X 1/8	3.48	0.29	2770
DA31-00146B	1 1/4" X 1/8	2.82	0.24	1600
DA31-00146E	1 5/8" X 1/8	3.21	0.268	2520
DA31-00146H	1 1/4" X 1/8	2.10	0.175	2950
DA31-00146J	1 5/8" X 1/8	2.8	0.23	1920

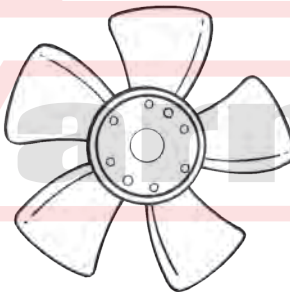


DA81-06013A
EVAPORATOR FAN MOTOR
 12V DC 4W 0.3A



FAN BLADES

PLASTIC FAN BLADES

For ventilators, coolers, space heater, refrigerators, freezers, any small air handling application. Select correct size and rotation from the chart shown below. Rotation is determined facing the discharge side of the blade.



<u>Part No.</u>	<u>Dia.</u>	<u>Blades</u>	<u>Rotation</u>	<u>Shaft</u>
A61300	3	4	CW	1/8
A61301	3	4	CW	3/16
A61302	3½	4	CCW	3/16
A61353	4	4	CCW	Hub
A61406	4	4	CW	1/8
A61408	4	4	CW	3/16
A61550	5½	4	CCW	3/16
A61551	5½	4	CW	3/16
A61602	6	4	CW	1/4
A61603	6	4	CW	5/16
A61604	6	4	CCW	3/16
A61605	6	4	CCW	1/4
A61606	6	4	CCW	5/16
A61401	4	5	CW	1/8
A61402	4	5	CW	3/16
A61403	4	5	CCW	1/8
A61404	4	5	CCW	3/16
A61501	5	5	CW	3/16
A61502	5	5	CW	1/4
A61503	5	5	CW	5/16
A61504	5	5	CCW	3/16
A61505	5	5	CCW	1/4
A61506	5	5	CCW	5/16
A61455	5 ^{9/16}	5	CCW	3/16
A61650	6½	5	CW	3/16
A61651	6½	5	CW	1/4
A61652	6½	5	CW	5/16
A61660	6 ^{5/8}	5	CW	7/32
A61665	6 ^{5/8}	5	CW	7/32
A61701	7	5	CW	1/4
A61703	7	5	CCW	1/4
A61718	7	5	CW	Hub

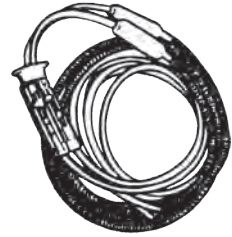
REFRIGERATION HEATERS

FLEXIBLE BRAIDED ALUMINUM HEATERS

For use in heating drain troughs and drain, tubes and drain pans.

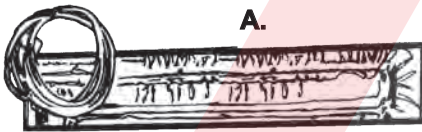
INDIVIDUAL HEATERS - 115 VOLT

Part No.	Heating Length	Watts
SH201	20"	15
SH202	30"	45
SH203	44"	55
SH204	50"	75
SH206	70"	80
SH207	88"	110



ALUMINUM FOIL HEATERS


Six assorted shapes and wattages for various use in mullion, drain trough and spot heat applications.



A.



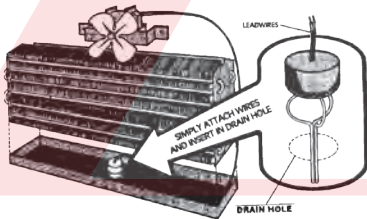
B.



C.

Figure	Part No.	Length	Width	Watts	Volts
A	SH221	10"	1"	6	115
A	SH222	24"	1½"	10	115
B	SH224	27½"	5½"	65	115
C	SH225	10½"	10½"	15	115
C	SH226	10½"	10½"	40	115

UNIVERSAL DRAIN HEATER



SH250 (414)

60" Lead wires,
115 Volt 3 Watts

SH500 SERIES DRAIN HEATERS

Metal braided wire heaters for most drain line problems. Sufficient heat to keep drain free from ice buildup. Designed for continuous use. Heaters are covered with black plastic shrink sheath to protect the heater wire. For use on inside drain lines.

SH500
SERIES

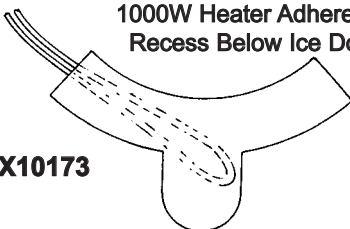
Part No.	Volts	Wattage	Heater Length	Lead Length
SH500	120	11	9"	18"
SH502	120	15	13"	18"
SH503	240	15	13"	18"
SH504	120	25	21"	18"
SH505	240	25	21"	18"

ICING KIT FOR DISPENSER TUBE

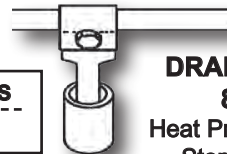
Wires
9" Long

1000W Heater Adheres to
Recess Below Ice Door

WR49X10173



SPOT HEAT ADD-ON KITS
PROBLEM SOLVERS




DRAIN HEATER

819043

Heat Probe Add-on to
Stop Tube Icing

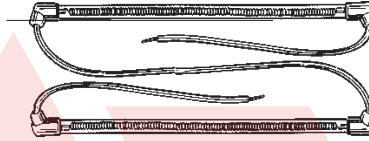
TUBULAR DEFROST HEATERS

Part No.	L	Watts
STYLE A 1 TUBE		
*SH261	21 ⁷ / ₈	550
SH267	23 ³ / ₈	500
SH319	18 ³ / ₈	400
SH320	20 ⁷ / ₁₆	450



STYLE A

Part No.	L	Watts
STYLE B 2 TUBES IN SERIES		
SH264	9 ¹ / ₂	550
*SH271	8 ³ / ₄	600
SH311	9 ¹ / ₂	650



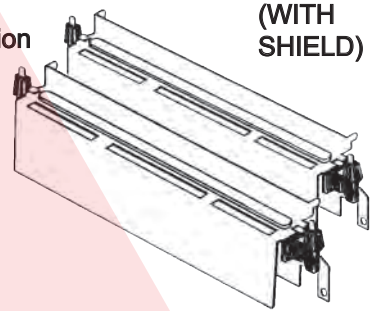
STYLE B

** Comes with tube supports 115V*

DEFROST HEATERS FOR GE & HOTPOINT

Exact length & mounting all combined to provide easy installation

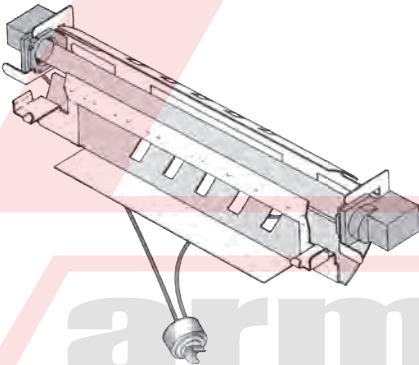
Part No.	Tubes	Length	(Approx.) Watts
WR49X392	2	12 ¹ / ₂ "	775
WR51X10038	1	19 ¹ / ₄ "	375



(WITH SHIELD)

9¹/₂" Long - 575 Watts

With Defrost Limiter
SH10031



FOR SIDE BY SIDES

• HIGH HEAT • SINGLE TUBE

9" Long - 575 Watts

SH324

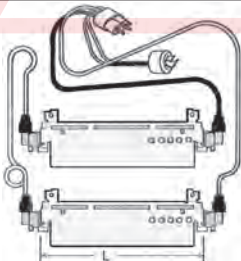
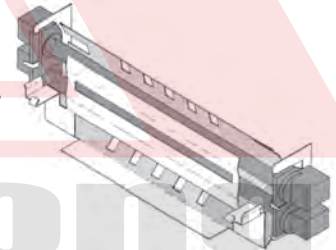
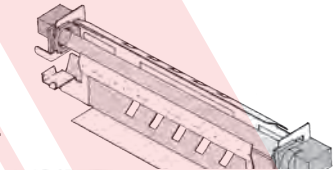
12" Long - 725 Watts

SH323

• DOUBLE TUBE

9" Long - 575 Watts

SH325



SH309
L = 7³/₄"

WITH PLUG IN
HARNESS AND
CLIP ON L60
TERMINATOR

SH310
L = 10¹/₂"

GENERIC
REFRIGERATION

DEFROST THERMOSTATS & TIMERS



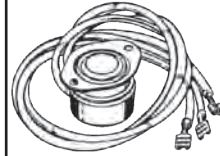
OPEN 47°F
CLOSE 22°F

SL2690



OPEN 75°F
CLOSE 40°F

SL5708

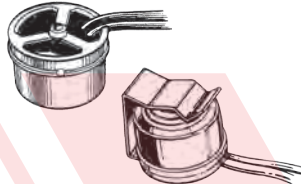


3-Wire
OPEN 55°F
CLOSE 35°F

SL5709

Part No. Temp. Setting

L45	Open 45°F
L50	Open 50°F
L55	Open 55°F
L60	Open 60°F
L70	Open 70°F
L80	Open 80°F



Part No. Open Close

SLT45	45	22
SLT50	50	10
SLT55	50	25
SLT60	60	30
SLT70	70	40



SL243
Surface Mount



SL245
Snap-on Style A

MOUNTING CLIPS FOR SL SERIES

PKG OF 3/NUMBER



SL249
Tube Mount




SL247
Snap-on Style B

**TUBE MOUNT
PUSH-ON**



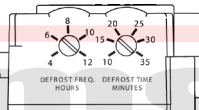
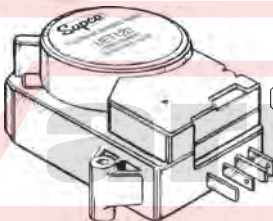
Part No. Open Close Tube

SL50122	60°F	28°F	3/8"
SL50129	50°F	20°F	3/8"
SL7490	48°F	18°F	5/16"
SL7503	40°F	10°F	5/16"



PARAGON "ENERGY SAVER" DEFROST TIMERS

Part No.	Cycle	Defrost
A1400	6	21
B1400	8	20
D1400	8	32
E1400	12	21
G1400	6	25
K1400	10	30
A1403FL	8	21



UNIVERSAL ELECTRONIC DEFROST TIMERS

- Replaces Over 2500 Original Part Numbers
- Cross Reference Included In Every Package
- Available In 120 and 240 Volts
- Solid State Design

Part No	Voltage
UET120	120
UET240	208/240

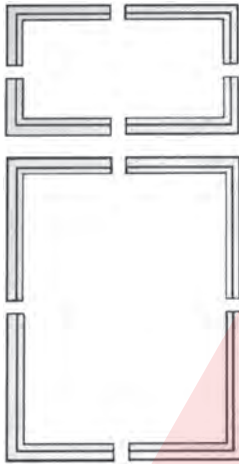


Part No.	Voltage	Compressor Rating	Resistive Load
EDT10	115	1/3 HP	10 Amp
EDT20	208/240	1/3 HP	5 Amp
EDT11	115	3/4 HP	20 Amp
EDT21	208/240	3/4 HP	20 Amp

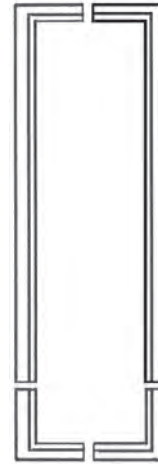
**FULLY-ADJUSTABLE
DIAL SETTINGS FOR...**

Defrost time
from 10 to 35 minutes,
and
Defrost frequency
from 4 to 12 hours.

DOOR GASKETS



**CUT-TO-FIT
MAGNETIC GASKET KITS
WITH FACTORY
WELDED CORNERS FOR
OVER & UNDER OR
SIDE BY SIDE**



**MEASURE DOOR
& ORDER
SMALLEST KIT
THAT WILL FIT**

**MAGNET AND
INSTRUCTIONS
INCLUDED**

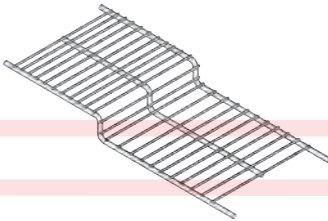
GENERIC
REFRIGERATION

Description	Part No.	Max. Size
Wide Flap, Mounting Screws	2001	20" X 32"
Pierce Gasket Flap	2002	32" X 42"
Narrow Flap, Mount with Clips or Long Retainer Strips	2003	32" X 55"
	2004	37" X 84"
	2301	20" X 32"
	2302	32" X 42"
	2303	32" X 55"
	2304	37" X 84"

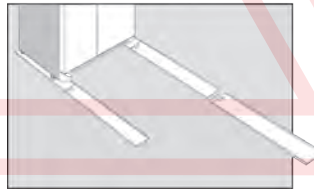


FREEZER SHELF - WIRE RACK WR71X2086

GE/Hotpoint
Top Mount
Freezer Models



93001 Glide N' Guard



An interlocking track
system that makes
it easy to move
appliances & protect
the floor


CRISPER COVER NEW STYLE

24¹/₈" WIDE
18³/₄" DEEP

REPLACES



CS10398



OLD
STYLE


(Wash Proof)
18809 FAN



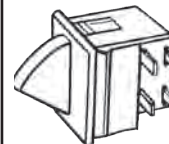
(Wash Proof)
18810 LIGHT



**18806
LIGHT**



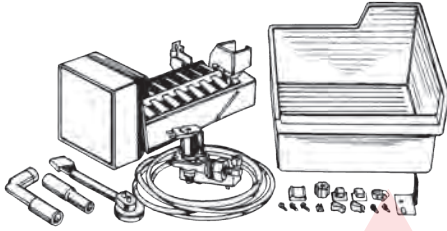
**18814
FAN
& LIGHT**



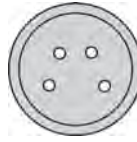
ICE MAKERS

ADD ON ICE MAKER

For Porcelain Liner Models With Round Plug
Includes: Valve, Bucket, & Installation Hardware

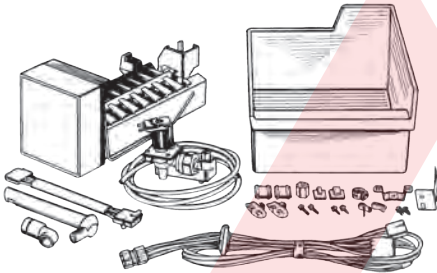


RIM313



ADD ON ICE MAKER

For Plastic Liner Models With Flat Plug
Includes: Valve, Bucket, & Installation Hardware



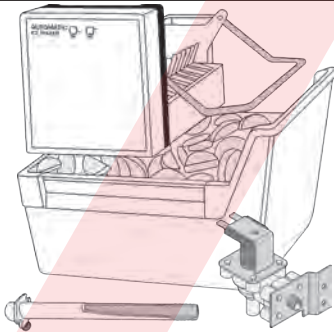
RIM316



ARMSTRONG ELECTRONIC ADD ON ICE MAKER

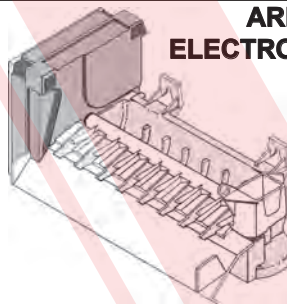
Kit Includes: Ice Bin,
Single Coil Valve, &
Fill Tubes

RIM469



ARMSTRONG ELECTRONIC ICE MAKER IM597

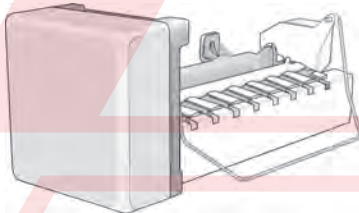
Bare Ice maker
NO Hardware
8-Cube



ARMSTRONG ELECTRONIC ICE MAKER

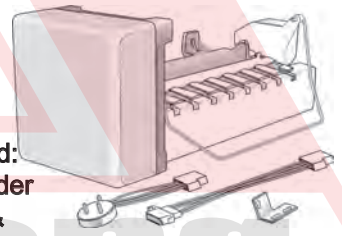
IM900

Bare Ice maker
NO Hardware



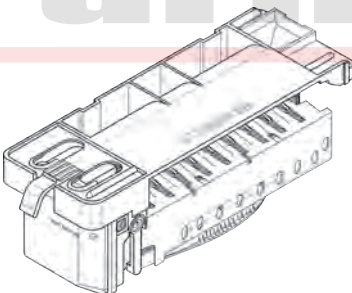
IM943

Hardware Included:
Round Plug for older
Porcelain Liners &
Flat Plug for Plastic Liners



ARMSTRONG ICE MAKER Replaces Samsung

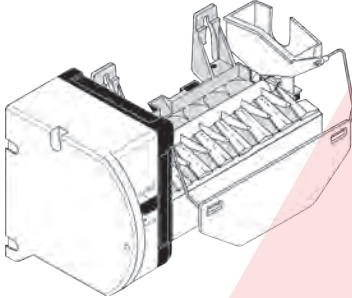
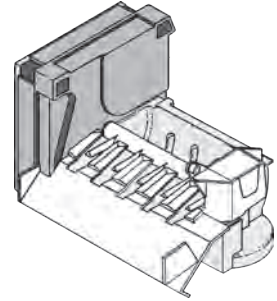
RIM5422C



ICE MAKERS & PARTS

ARMSTRONG ELECTRONIC ICE MAKER IM961

Bare Ice maker
NO Hardware
5-Cube



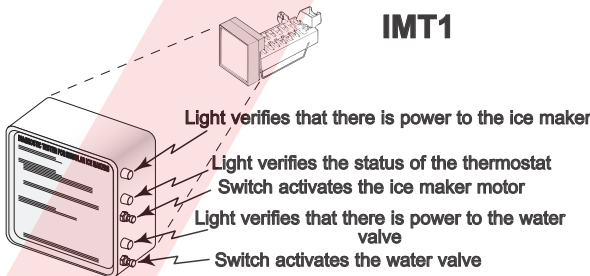
ARMSTRONG ELECTRONIC ICE MAKER IM10093

Installation
Hardware
& Instructions

GENERIC
REFRIGERATION

DIAGNOSTIC TESTER FOR MODULAR ICE MAKERS


IMT1



- Tester is very easy to use. Simply replace the ice maker cover with the tester and follow the step by step instructions printed on the front of the tester.
- Allows for quick and accurate diagnosis of ice makers used on all Whirlpool, KitchenAid, Estate, Roper, Amana, Maytag, Sub Zero, and Kenmore refrigerators.
- Technicians have commented that the tester gives them a more professional image when dealing with the consumer.
- By saving 15 - 30 minutes per service call the tester quickly pays for itself.

ALUMILASTIC

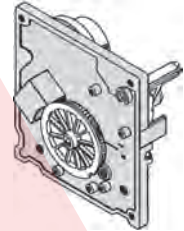
Heat Transfer Gel for
Thermostats
1½ oz. Tube
(17-652)
5303307896



ICE MAKER MODULE

EASILY IDENTIFIED BY
LARGE FRONT
GEAR INCLUDES DRIVE
MOTOR

IMM1



PIN STYLE
THERMOSTAT
SL7985

ECONOMY HEAT GUN

MA02525-2

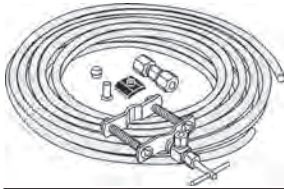
- Dual heat selection:
600°F and 1100°F
(400 & 535°C)
- UL listed

FEATURES:

- 1500 Watts
- 10 Amps,
120 Volts
- 4100 BTU's



ICE MAKER ACCESSORIES



THESE ICE MAKER INSTALLATION KITS ASSURE YOU THAT YOU ONLY NEED TO MAKE ONE TRIP TO THE JOB

Standard Kit includes;

- 1-Coil of 1/4" copper tube
- 1-1/4" Compression union
- 1-STV2 Saddle valve

<u>Part No.</u>	<u>Length</u>
C15 (IM16'1)	15'
C25 (IM25'1)	25'

STAINLESS STEEL BRAIDED HOSE ICE MAKER KIT



- Includes: (1) 1/4" compression x 12" long **stainless steel** braided supply line, (1) 1/4" compression x 60" long **stainless steel** braided supply line, (1) 10" filter w/ taste & odor reduction, (2) 1/4" compression x 1/4" MIP brass fittings. • Complies w/ NSF-61
- FDA approved



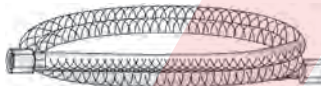
Part No.
60468

Description
Ice maker Installation Kit



Stainless Steel

STAINLESS STEEL BRAIDED ICE MAKER INSTALLATION HOSES



- Braided **stainless steel** over Goodyear nylon reinforced vinyl hose
- Polybagged
- Complies w/ NSF-61
- FDA approved
- 1/4" nickel plated brass compression nuts

<u>Part No.</u>	<u>Description</u>
48388	6' stainless steel
48389	10' stainless steel

REINFORCED VINYL ICE MAKER HOSE



<u>Part No.</u>	<u>Length</u>
41062	6'
48380	10'

1/4" compression X
1/4" compression

REINFORCED 1 FT. ICE MAKER HOSE

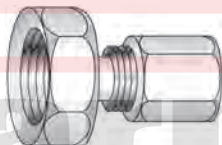


48996 Vinyl

48383 Stainless Steel

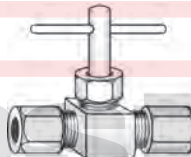
For hook up of filter to ice maker valve

INLET ADAPTER



Part No. **65444** **Size** 1/4 Comp. (VI2404)

STRAIGHT NEEDLE VALVE

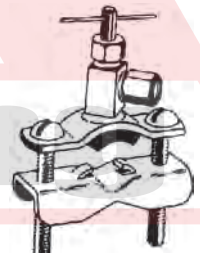


Part No. **65823 (106C)** **Size** 1/4 x 1/4

WATER PIERCING VALVE

Self Tapping STV2

Drill Type STV2D



WATER FILTERS FOR ICE MAKERS AND WATER DISPENSERS

This filter has 1/4" brass compression fittings with two microlene filter discs and a high grade activated carbon. Clearer cubes and better tasting.

<u>Part No.</u>	<u>Filter Media</u>	<u>Capacity Gal.</u>	<u>Max Flow Gal./ Min.</u>	<u>Lb. of Ice Per Day</u>	<u>Length</u>	<u>Diameter</u>	<u>Compression Fitting</u>	<u>Taste/ Odor</u>	<u>Scale/ Lime</u>
WF271	Carbon	4000	1.5	100	10"	2 1/4"	1/4"	Yes	Yes

ICE MAKER PARTS

John Guest Fittings

Connection Fittings for Refrigeration Tubing



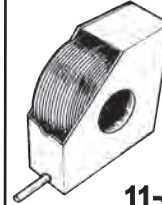
UNION CONNECTOR

Part No.	OD Tube
PP0408W	1/4
PPM0408W	5/16
NC2099	5/16 X 1/4



UNION ELBOW

Part No.	OD Tube
PP0308W	1/4
PPM0308W	5/16

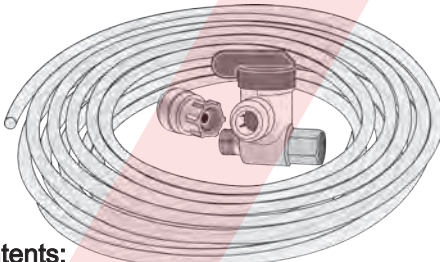


OPAQUE POLYETHYLENE TUBING (Food Grade)

11-440 O.D.	100'	1/4"
11-441 O.D.	100'	5/16"

Ice Maker Installation Kit w/25' Tubing

JG John Guest USA



Contents:

- (25') 1/4" Polyethylene Tubing
- (1) 1/4" O.D. Connector
- (1) 1/4" Angle Stop Valve

ICEMAKERKIT

PEX Ice Maker Connector

- PEX 1/8" ID (1/4 OD) gray 8' roll
- Includes brass captured nut



48316



GEAR
for crescent cube
ice makers

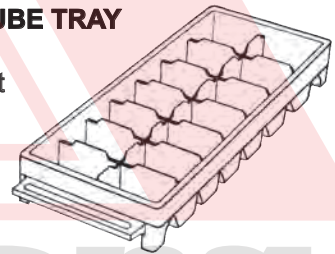
GA31

POP OUT ICE CUBE TRAY

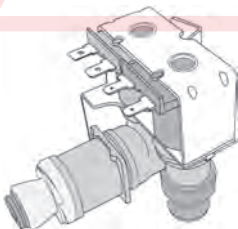
Ice Cubes at a
Twist of The Wrist

For manual
ice making

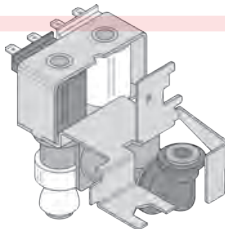
B53031
(00050)



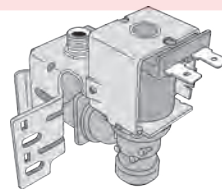
ICE MAKER VALVES



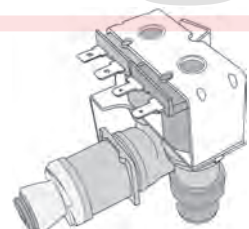
IMV708



WV5154



WV5576



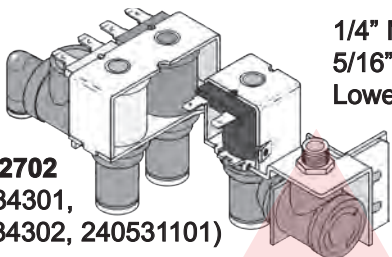
WV8179

ICE MAKER VALVES

FOR FRIGIDAIRE & OTHER WCI BRANDS

ICE MAKER VALVES FOR NEWEST MODELS

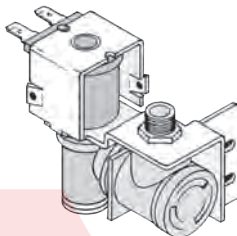
3-Coil Valve For Side-By-Side



1/4" Main Inlet
5/16" & 1/4"
Lower Fittings

242252702
(241734301,
241734302, 240531101)

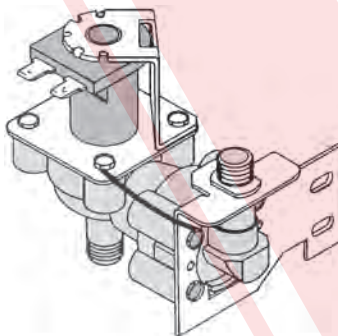
Single Valve For Top Mount



1/4" Inlet & 1/4" Outlet
w/John Guest Fitting

242252603
(241803703,
241803701,
240519601)

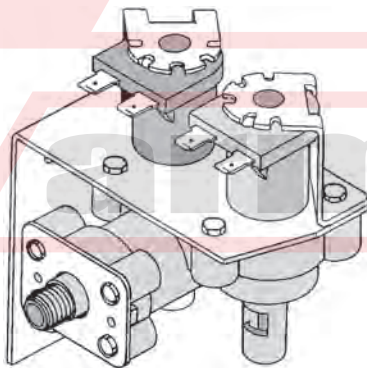
SINGLE VALVES
1/4" COMP. OUTLET



**1/4" COMPRESSION
INLET**

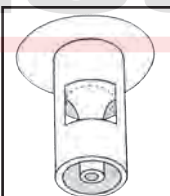
218859701

1/4" Comp. Inlet
218832401

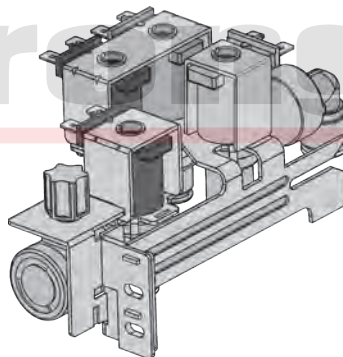


4-COIL VALVE
Models with 2 Ice Makers

242253002
(242102201)
John Guest Fittings



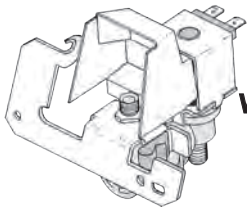
**1/8" SLIP-ON
OUTLETS**




ICE MAKER VALVES

SINGLE INLET FOR GE, HOTPOINT & OTHERS

FOR ELECTRONIC ICE MAKER



**VALVE For
IM4, 5, 6
WR57X10033**



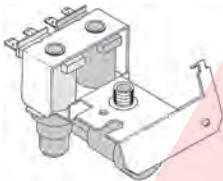
**John Guest
Fittings
WR57X10086**

DOUBLE DUAL INLET VALVE

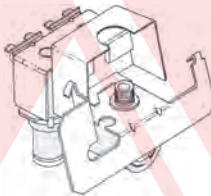
Order kit **WR57X10026** for both valves
WR57X10023 has 1 outlet with slip-in fitting.
WR57X10024 has 2 outlets with slip-in fittings & 1 inlet with slip-in fitting.

DUAL INLET VALVES

Double

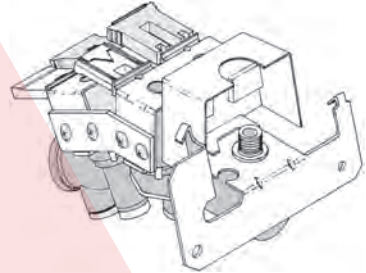


FOR CRESCENT CUBES
REPLACES
WR57X92 & WR57X98
WR57X10051



1/4" & 3/16" terminals with 35 & 20 watt coils. 1/4" & 5/16" slip-in fittings. 1/4" compression inlet. Left side box mounting.

WR57X33326



WR57X10026


GENERIC
REFRIGERATION

NEW STYLE INLET VALVE KITS FOR ICE MAKERS IN WHIRLPOOL & COLDSPOT REFRIGERATORS

1/4" Tubing Inlet Replaces
3/4" Hose Bib Inlet


Kits include:

Mounting Bracket, Plastic Tubing Fittings and
Small Parts Complete Instructions



**SINGLE
4318047**

**DOUBLE
4318046**

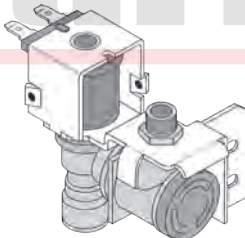


MULTIPLE FITTING VALVES

SINGLE COIL VALVE

WPW10498990

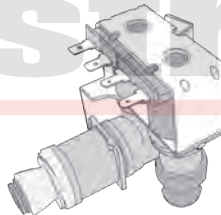
(2188784, 2219594, 2210515)



Replaces original valve that had slip-in fitting.

W10408179

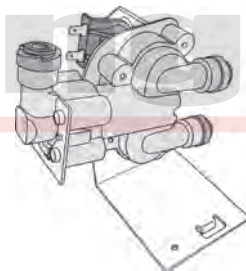
(4389177)



Old valve had threaded fittings - Replacement has slip in fittings.

Includes Poly tubing
Used with Grille Mounted Filters

DOUBLE VALVE

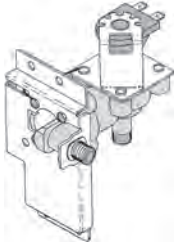


W10247725

ICE MAKER VALVES

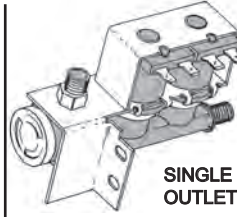
FOR AMANA, MAYTAG, ADMIRAL & OTHERS

FOR LATE MODELS



SINGLE
W10833899
(12490801
R0000214)

WITH INSTRUCTIONS
FOR ADDING
MOUNTING HOLES



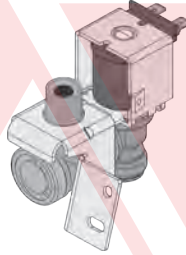
DOUBLE
WP12544001
(R0000242)

Replaces original valve
with 2 outlets that used
"Y" fitting.

SINGLE VALVE

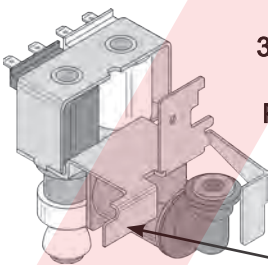
W10865826

(WPW10394076,
W10394076, W10726788,
W10833705, W10872966)

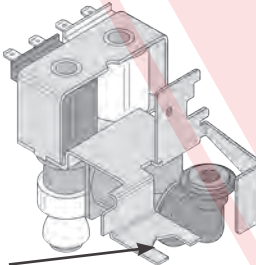


VALVE

w/ Tube Guide
Fits
Side-by-Sides
&
Bottom Mounts
WP67003753



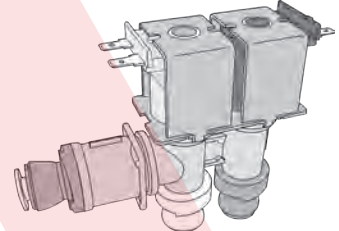
COILS
35 W (Brown) &
20 W (Yellow)
Push-In Outlets
5/16" & 1/4"
Push-In Inlet
5/16"



Note Bracket

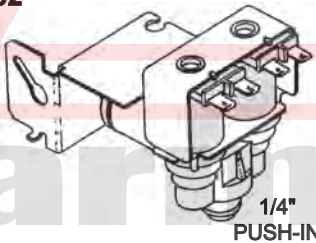
WP67006531

WP67005154



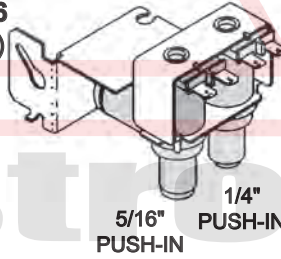
DUAL OUTLET - HORIZ INLET
67006322

Double Coil-Single Outlet Kit
with Tubing
12001892



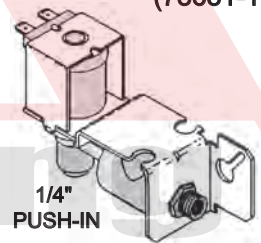
1/4"
PUSH-IN

Double Coil-Double Outlet
- Rear Inlet
61005626
(78680-1)



5/16" PUSH-IN
1/4"
PUSH-IN

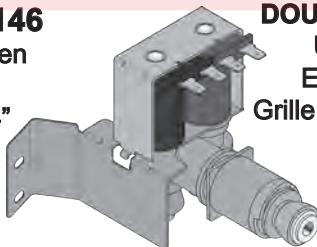
Single Valve
WP61005273
(78681-1)



1/4"
PUSH-IN

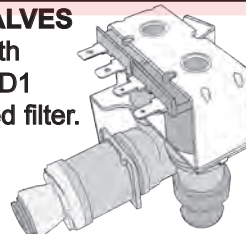
WPW10179146

Brown & Green
Coils
1/4" Inlet 1/4"
& 5/16"
Outlet



DOUBLE VALVES

Used with
EDR5RXD1
Grille Mounted filter.



W10822681


For 5 Cube Ice
Maker. Includes
Poly tubing. Yellow &
Green Coils
(Replaces 4389178)

REPLACEMENT VALVE KITS FOR ICE MAKERS

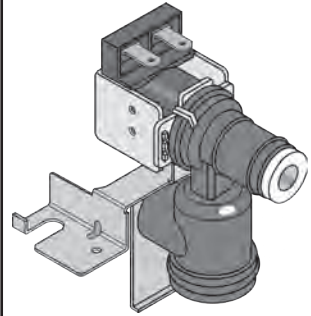
REPLACEMENTS FOR LG

**AJU72992601A
WATER VALVE &
WIRE HARNESS**

Replaces
5221JA2011J

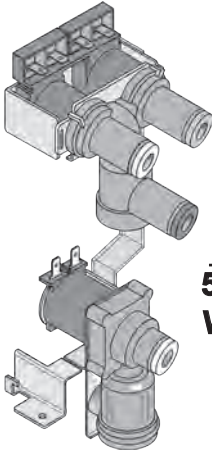


**AJU55759303A
WATER VALVE**



**5221JA2006D-A
WATER VALVE**

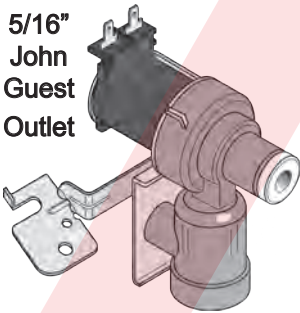
Replaces
AJU34125513



GENERIC
REFRIGERATION

**MJX41178908A
WATER VALVE**

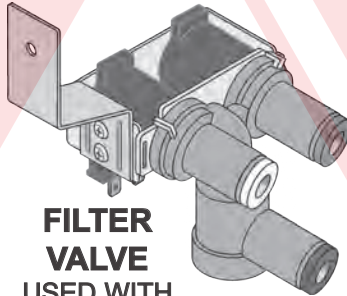
5/16"
John
Guest
Outlet



MJX41869202A

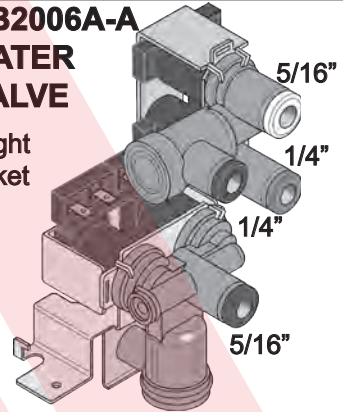
**FILTER
VALVE**

USED WITH
AJU72992601

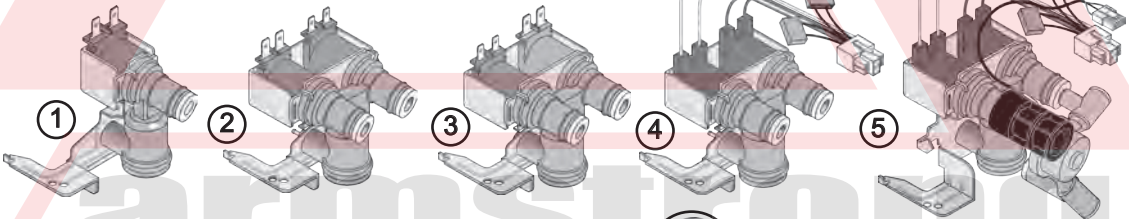


**5221JB2006A-A
WATER
VALVE**

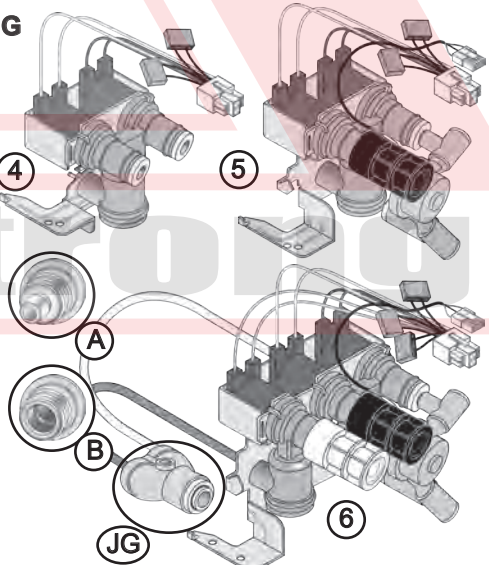
Straight
Bracket



REPLACEMENTS FOR SAMSUNG



	Part No.	Samsung	Inlet	Voltage
1	HC01477A	DA62-01477A	A	110V
1	HC01477C	DA62-01477C	B	110V
2	HC00914B	DA62-00914B	A	110V
3	HC01585A	DA62-01585A	B	110V
4	HC02360B	DA62-02360B	A	110V
5	HC07827A	DA97-07827A	A	110V
5	HC07827B	DA97-07827B	B	110V
6	HC07695A	DA97-07695A	JG	110V



REFRIGERATOR WATER FILTERS

**FOR FRIGIDAIRE MADE REFRIGERATORS
FRIGIDAIRE, WESTINGHOUSE, GIBSON AND OTHERS**



PURESOURCE

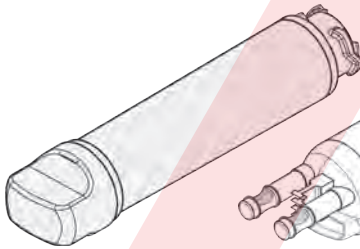
PURE SOURCE PLUS™
REPLACEMENT CARTRIDGE FOR
BUILT-IN WATER FILTER
WFCB



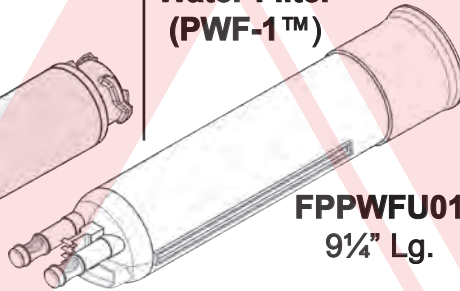
ULTRAWF Puresource Ultra 9½" lg.
WF3CB Puresource 3 - 7½" lg.

Replaces: 218904602, 5303917752
& 218710902, WF1CB

EPTWFU01
Pure Source
Ultra 2



PurePour™
Water Filter
(PWF-1™)

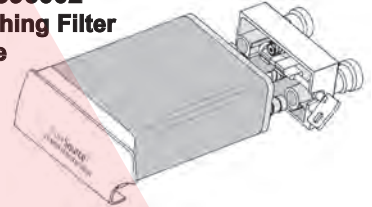


FPWFU01
9¼" Lg.

FRONT FILTER REPLACEMENT
PURE SOURCE II

WF2CB Frigidaire
EWFO1 Electrolux

240396002
Latching Filter
Base



FOR GENERAL ELECTRIC, HOTPOINT, RCA



MWFP
Replaces GWF

Built-In New Kit
Replaces Culligan FSRC
and FWRT
Upper Right Corner Of
Fresh Food Compartment

Culligan Adapter Not Included
Order Separately
ADAPTER



GSWF

Fits in Upper Right
Corner of Fresh
Food Compartment
for Cysts, Lead, &
Asbestos


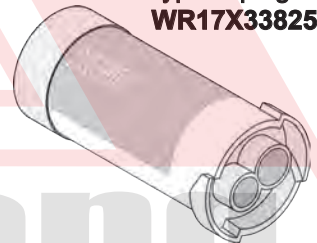
Heavy Duty
Removes Cysts,
Lead, Asbestos
Plus Mercury,
Benzene & Others.

MSWF

XWFE

Water Filter
w/ RFID Chip
Fits SXS & Bottom
Freezers

Bypass plug is
WR17X33825



RPWFE

Located either on FF door or
Top Left side of FF section

FILTERS FOR SAMSUNG WSS-2



Replaces :
TADA29-00003B, 3A,
DA29-00003A, 3B,
3D, 3A-B,
DA61-00159, 159A,
159A-B

WSS-1



Replaces :
DA29-00020A, 20B,
DA29-00019A,
DA-97-08006A, 6B, 6A-B
WF294

REFRIGERATOR WATER FILTERS


WSL-1

Replaces:
5231JA2002A,
WF290,
LT500P



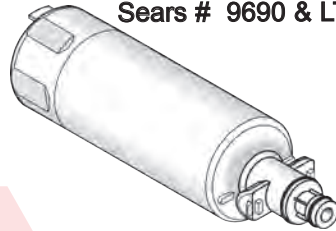
FILTERS FOR LG WSL-2 (LT600P)

Replaces
LG part no: 5231JA2005A,
2006A, 2006B, 2006F,
Kenmore: 9990, 9990P,



WSL-3

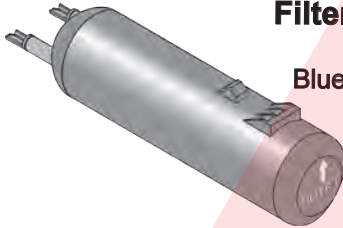
Replaces: LG# ADQ36006101
Sears # 9690 & LT700P



GENERIC
REFRIGERATION

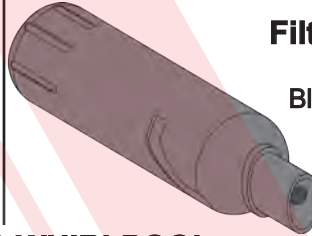
Filter 1 EDR1RXD1 (W10295370A)

Blue Translucent Filter
for SXS
Refrigerators



Filter 2 EDR2RXD1 (W10413645A)


Blue Translucent Filter
for SXS
Refrigerators



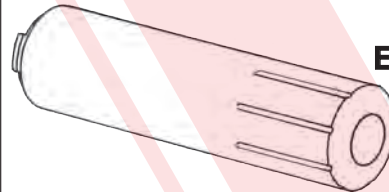
FILTERS FOR WHIRLPOOL

Filter 3 EDR3RXD1 (4396841 4396710 W10193691)

LOA 12"
Mounts in
Lower Grille

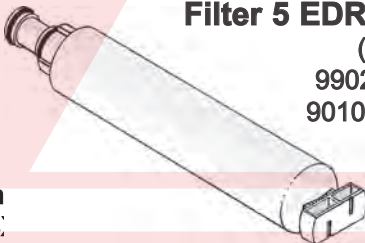


Filter 4 EDR4RXD1 (UKF8001 4396395)



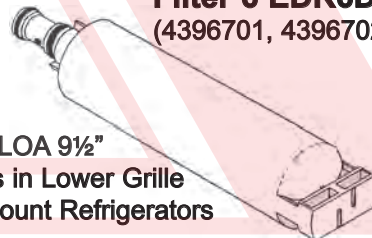
Filter 5 EDR5RXD1 (4396510 9902 (Sears) 9010 (Sears))

Mount
for S.



Filter 6 EDR6D1 (4396701, 4396702)

LOA 9½"
Mounts in Lower Grille
for Top Mount Refrigerators



SGF-M07 (Filter 7 EDR7D1, UKF7003, UPF5001, UKF6001, UKF7001, UKF7002)



SGF-W41 (Filter 8 EDR8D1, 8171413, 8171414, 8171787)



FILTER FOR BOSCH


Replaces :
640565
For refrigerators
Evolution
500 Series
800 Series
EVOFLTR10
system
WSB-1



REPLACEMENT PARTS FOR SUB ZERO

CONDENSER FAN MOTOR REPLACEMENT

Part No. **Description**
SM0740 Kit includes 2 wire & 3 wire terminal (S4200740) blocks, ground wire, screws, & Instructions.

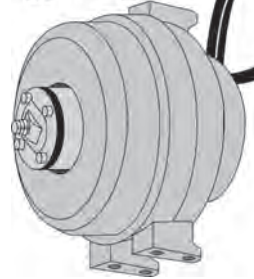
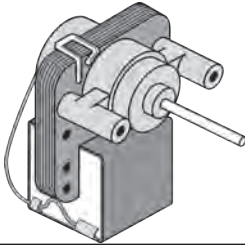


EVAPORATOR FAN MOTOR REPLACEMENT

AM4245

Replaces:

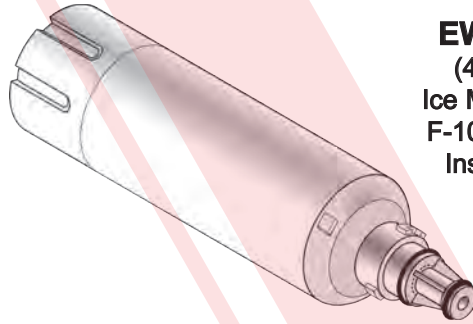
4200170S Refrigerator Motor Kit
 4200160S (3090120) Freezer Motor Kit



REFRIGERATOR DOOR GASKETS FOR SUB ZERO

Part No.	Description
S7010573	Door Gasket
S7010574	Door Gasket
S7010575	Door Gasket
S7010578	Door Gasket
S7010583	Door Gasket
S7010584	Door Gasket
S7010592	Door Gasket
S7010609	Door Gasket

WATER FILTER



EWF-8003
 (4204490)
 Ice Maker Filter
 F-1000, F2000
 Insinkerator

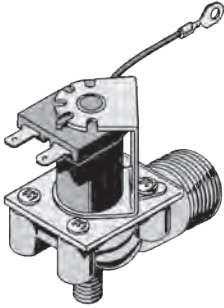
MODEL NUMBER CROSS REFERENCE OF GASKETS FOR SUB ZERO

Model No.	Door	Serial	Part No.	Model No.	Door	Serial	Part No.
244	Door Gasket		S7010609	632	Freezer	>1810000	-
249FF	Door Gasket		S7010609	632-2	Fresh Food		S7010584
249R	Door Gasket		S7010609	650	Fresh Food	<1810000	S7010575
249RP	Door Gasket		S7010609	650	Fresh Food	>1810000	-
501F	Freezer	<1810000	S7010578	650	Freezer		S7010592
501F	Freezer	>1810000	S7010583	650-2	Fresh Food		S7010585
501R	Fresh Food	<1810000	S7010578	650-2	Freezer		S7010592
501R	Fresh Food	>1810000	S7010583	650-3	Freezer		S7010592
532	Fresh Food		S7010573	650G	Fresh Food		-
532	Freezer		S7010574	650G-2	Fresh Food		-
550	Fresh Food		S7010575	650RG	Freezer		S7010592
550	Freezer		S7010592	690	Fresh Food	<1810000	S7010573
590	Fresh Food		S7010573	690	Fresh Food	>1810000	S7010584
590	Freezer		S7010574	690	Freezer	<1810000	S7010574
601F	Freezer	<1810000	S7010578	690	Freezer	>1810000	-
601F	Freezer	>1810000	S7010583	695-2	Fresh Food		S7010584
601R	Fresh Food	<1810000	S7010578	695-2	Freezer		-
601R	Fresh Food	>1810000	S7010583				
632	Fresh Food	<1810000	S7010573				
632	Fresh Food	>1810000	S7010584				
632	Freezer	<1810000	S7010574				

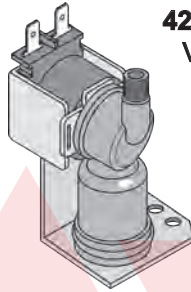
< is less than Serial#
 > is greater than Serial#

REPLACEMENT PARTS FOR SUB ZERO

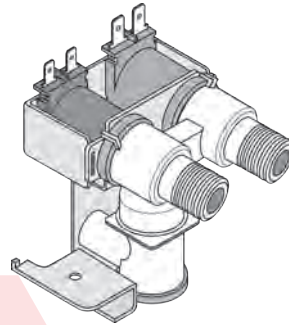
WATER VALVES



4201450S
VALVE
(3090110)



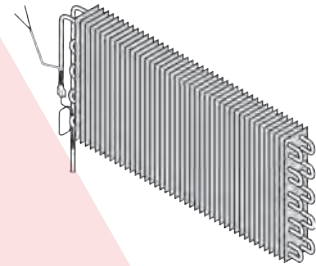
4202790S
VALVE



4201460S
VALVE
(3090120,
3090240)

EVAPORATORS

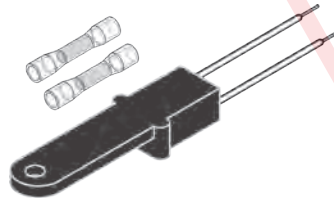
<u>Part No.</u>	<u>Reference</u>	<u>Dimensions</u>
7014701PR	(3130240)	29" X 20" X 1"
3130280PR	(4204440)	15" X 12" X 1"
4204400PR	(3130270)	29" X 7" X 1"
4204410PR	(3130390)	28" X 20" X 1"
4204420PR	(3130260)	24" x 16" X 1"
4204430PR	(3130420)	20" X 16" X 1"



GENERIC
REFRIGERATION

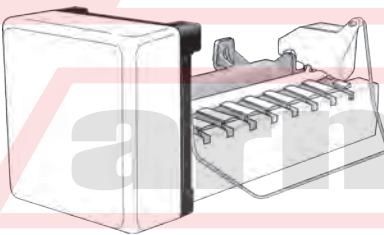
4204150S

THERMISTOR KIT
41" Leads
(3090110)

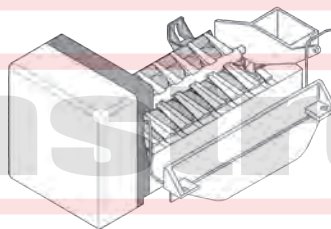


Includes:
2-Splices w/ Heat
Shrink Insulation
& Instructions

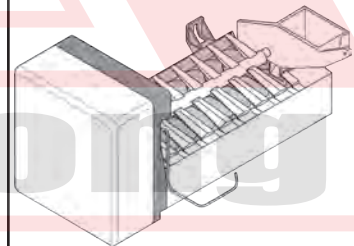
ICE MAKERS



4200520S
Ice maker



4200522S
Ice maker
with Arm & Rudder



7002738S
Ice maker
(4200521)

TRASH COMPACTOR BAGS & PARTS

BROAN BAGS High Tech Polymer (Black)



<u>Part No.</u>	<u>Size</u>
93620008	12"
15TCBL	15"

BAG CADDY Heavy Plastic

Helps re-
move full
bag



for 12"
Broan
93110499

for 15"
Whirlpool
13030RP

HEAVY DUTY PLASTIC COMPACTOR BAGS


<u>Part No.</u>	<u>Size</u>
K12	For Square 18" Compactors (15 Pak)
KW12	For Square 15" Compactors (15 Pak)

SHAKEAWAY PADS & SCRATCH-B-GONE

KE-Shakeaway for Washers & Dryers

13131-JH1 KE-ShakeAway Plus 2½" x 2½" x 1" thick

- Pads effectively reduce vibration transfer from machine to floor.
- 5 layer design



16001



KE-Shake Away™ with Slip Guard

- 2½" x 2½" x 3/4" + 1/4" Foot Capture Plate
- For use with all foot types (rubber & composite)
- Foot capture plate with adhesive top
- Use on all types of flooring to stop vibration transfer
- Bottom layer is a new slip guard material

11001



KE-Shake Away™ Space Saver. 2½" x 2½" x 3/8"

NOT recommended for MOST washer installations. Pad is thinner for units in cramped spaces such as closets or under counters for maximum vibration control in limited spaces. Top has foot capture plate with adhesive. Bottom is non-abrasive, slip resistant, and will not mar floors.



SCRATCH-B-GONE™



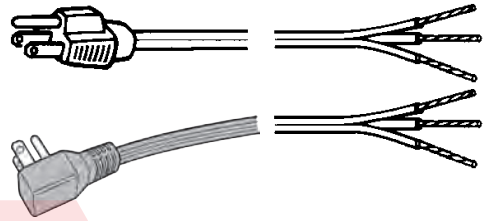
<u>Part No.</u>	<u>Description</u>	<u>Pack</u>
WS-SBG-HCS1	Scratch-B-Gone DIY Kit	1
WS-SBG-PSK1	Professional Kit	1

APPLIANCE CORDS & RECEPTACLES

POWER SUPPLY EXTENSION CORDS

•15A - 125V • 14/3 SPT

Part No.	Length	Type Cap
110SC3-14	3'	Straight
110SC6-14	6'	Straight
110AC3-14	3'	Angled
110AC6-14	6'	Angled
110EXT3	3'	Extension
110EXT6	6'	Extension



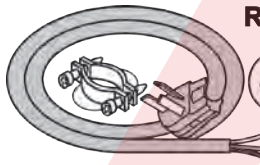
3 WIRE RANGE & DRYER CORDS



Dryer



Part No.	Use	Length	Amps
DC304	Dryer	4 Ft.	30
DC305	Dryer	5 Ft.	30
DC306	Dryer	6 Ft.	30
DC310	Dryer	10 Ft.	30
RC354	Range	4 Ft.	40
RC355	Range	5 Ft.	40
RC356	Range	6 Ft.	40
RC504	Range	4 Ft.	50
RC505	Range	5 Ft.	50
RC506	Range	6 Ft.	50
RC510	Range	10 Ft.	50

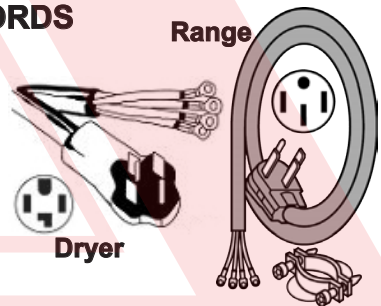


Range



4 WIRE RANGE & DRYER CORDS


Part No.	Use	Length
DC-01004B	Dryer	4 Foot
DC-01005B	Dryer	5 Foot
DC-01006B	Dryer	6 Foot
RC-00604B	Range	4 Foot
RC-00605B	Range	5 Foot
RC-00606B	Range	6 Foot



Range

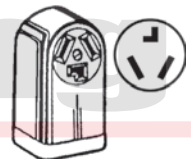
Dryer

RANGE & DRYER RECEPTACLES

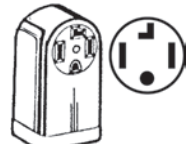



Range

Part No.	Description
112B	3 Wire Range Receptacle
125B	3 Wire Dryer Receptacle
1212	4 Wire Range Receptacle
1225	4 Wire Dryer Receptacle



Dryer



INLET & FILL HOSES & ACCESSORIES

BEST



THE ALMIGHTY HOSE!

- Rated at 12,000 PSI
- Solid Brass Ends
- Non Marking Texture
- 25 Year Guarantee
- Nylon & Stainless Steel Mesh Braids
- Superior Quality and Performance



<u>Part No.</u>	<u>Length</u>
AMH4	4'

BETTER



2 Pack Bags

3/8" ID STAINLESS STEEL WASHING MACHINE CONNECTORS

<u>Part No.</u>	<u>Length</u>
3804FFSS	48"
3805FFSS	60"
3806FFSS	72"
3804FFSS2 (2 pk)	48"
3805FFSS2 (2 pk)	60"
3806FFSS2 (2 pk)	72"

FULL FLOW COMMERCIAL 3805FFSSLG

5' (60") Long Full 3/8" Dia. Brass Ferrel for greater water flow
Packaged Individually

GOOD

48FFK
Washing Machine Fill Hose Kit
2 - 4' Fill Hoses
2 - Hi-Temp Hose Washers
2 - Hi-Temp Screen Washers



60FFK
Washing Machine Fill Hose Kit
2 - 5' Fill Hoses
2 - Hi-Temp Hose Washers
2 - Hi-Temp Screen Washers

3/8" ID RAYON CORD FOR STRENGTH & LONG LIFE

<u>Part No.</u>	<u>Length</u>
48FF	4
60FF	5
72FF	6
120FF	10

FEMALE INLET HOSE

Female Couplings - Both Ends



90° INLET HOSES

Female and 90° Couplings




Part No. Length

48FE (60331)	4
60FE (60333)	5
72FE (60335)	6
120FE (60337)	10

FOR LARGER QUANTITIES CALL FOR QUOTE
"Y" MIXER HOSE HYP38

- High Pressure Hose Arms
- 12" long, double-coupled with steel fittings
- Pressure tested "Y" casting



Male coupling one end, opposite end female
EXTENSION HOSE


<u>Part No.</u>	<u>Length.</u>
36MF (60340)	3
48MF (60341)	4
60MF (60343)	5



DRAIN HOSES & ACCESSORIES

POLYFLO - A NEW GENERATION WASHER DRAIN HOSE

* Extreme Flexibility * Smooth Innerwall * Crush Resistant



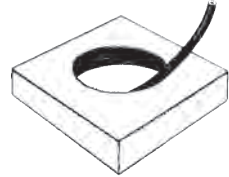
SSD6

Part No.	Description
SSD6 (60356)	6 ft., 1 in. ID Hose w/1½ & 1¼ Connector
SSD8 (60357)	8 Ft., 1 in. ID hose w/1½ & 1¼ Connector

BULK HOSE SMOOTH ALL BLACK RUBBER

Part No.I.D.
B6350* (60363) 5/8"

**BULK DRAIN HOSE
 SOLD IN
 50' LENGTHS
 *REINFORCED**

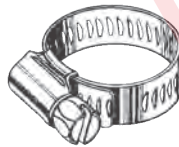


HOSE CLAMPS

Fits

Part No.Hose O.D.

104	1/4" to 5/8"
105	5/16" to 7/8"
108	1/2" to 29/32"
110	7/16" to 11/16"
112	11/16" to 1¼"
116	13/16" to 1½"
120	13/16" to 1⅞"
124	11/16" to 2"



*Sold in
 Boxes of 10*



**VALVE
 SCREEN
 W4040**

PLASTIC HOSE MENDER



**HM101 (LA101)
 Black Plastic**



**GREEN
 STRIPE
 HOSE
 WASHERS
 GSW300
 (60825)**

**SC600 (60826)
 Filter Screen
 Washer**



**WASHERS & SCREENS FOR HIGH
 WATER TEMPERATURES**

SC24
 24 Screen Washers



HW24
 24 Hose Washers



"RUST BUSTER"

Quickly loosens rusted bolts, screws, shafts, piping and all types of "frozen" connections. Comes with 14" telescoping spout.

PCRB75 (MO44)



"ZOOM SPOUT OILER"

Zoom Spout Oiler contains 4oz. of high grade turbine oil. Comes with 14" telescoping spout for those hard to reach places.

**Parts
 Connect®
 PCZS75**



GENERIC
 LAUNDRY

DISHWASHER & WASHER ACCESSORIES

STEAM DRYER INSTALLATION KITS



- 12" inlet adapter
- "Y" Connector
- 72" X 3/4" FHT X 3/4" FHT fill hose with 90°el

Part No. Description

41025 (WS5SS-STM) Stainless Hoses

41024 Rubber Hoses

D/W INSTALLATION KITS

Stainless Steel Braided
Hose 3/8" Comp x 3/8"
Comp x 72" Length &
3/8" Comp x 3/8" MIP
Brass Elbow, Hose
Clamp, 3 Wire Nuts,
1/2" Romex Connector



Part No. Description

48336 (DWK6472SS) Kit

48337N Kit w/6' Power Cord

STAINLESS STEEL DISHWASHER CONNECTORS

Can withstand water pressures up to 3500 P.S.I. and temperatures up to 158°F. Reduces vibration, thermal expansion and water flow noises. (with fitting)



3/8" MIP X
3/8" Female Comp.

Length

4 ft.

5 ft.

6 ft.

Part No.

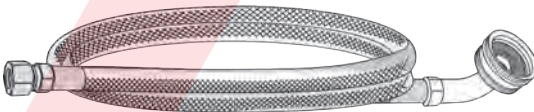
48747 (60416)

48364 (60417)

48365 (60405)

6' DISHWASHER HOSE

3/8" Compression X 3/4" Female Hose



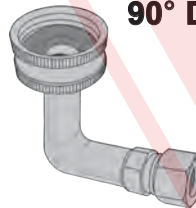
- Fits Whirlpool manufactured dishwashers since Sept. 2009
- Connects directly to 3/4" hose thread inlet.
- Complies with low lead plumbing law.
- Nickel plated brass nuts

DW6WP

(21-82472-DW, 41043)

90° DISHWASHER ADAPTER

SOLID BRASS BODY
3/8" Compression for Copper



34FHT
(69-612W)




DW6SS

(21-82472+ELDW, 41045)

- 6' long 3/8" comp x 3/8" comp
- 3/4" Female Hose Thread 90° Adapter
- 3/8" Male Pipe Thread 90° Adapter

LP86-60 • 60"
LP86-96 • 96"



**PEX UNIVERSAL
DISHWASHER
HOOKUP**

Has these fittings:

1/2" FIP nut &
compression nut &
3/8" comp nut
Cut To Fit

DISHWASHER & WASHER ACCESSORIES

DISHWASHER MAGIC

Restores Dishwasher Performance & Appearance to Like-New Condition
Environmentally Friendly

DM12D

Safe for Plumbing and Septic Systems

- **Improves** cleaning performance
- **Extends** the life of your dishwasher
- **Removes** lime, scale, calcium, soap scum & grease



WASHER MAGIC

The revolutionary solution specifically formulated to safely and effectively clean the family washing machine.

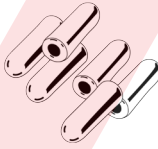
- Safely removes lime scale, soap scum & iron stains
- Safe for all models
- Improves washing machine cleaning performance

WM06N



DISHWASHER RACK TINE CAPS

Packs of dishwasher rack tray caps Fits over rusted exposed tray posts.



Part No. Qty. /Pack
DC20 20

DISHWASHER RACK PATCH

Individual Bottles

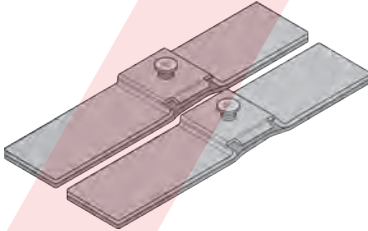
- DWR1BLUE** • Dishwasher Safe
- DWR1WHITE** • Dries rubbery-like original
- DWR1GRAY** • Air-Dries Overnight
- Also repair interior liners



GENERIC
LAUNDRY

DWGRANITE

Dishwasher Installation Kit



- No more unsecured tipping
- No unsightly wood glued underneath countertops
- No drilling into expensive countertops

FAUCET ADAPTER



13/16" DIAMETER SHORT NIPPLE 30168 (92249S) (65028)

fits 15/16" Male or 55/64" Female Faucet Spout

SCALE AND LIME GUARD

Fights spots & residues that redeposit during rinse. Also cleans the heating element.

WSD-1



PLINK - Garbage Disposal Cleaner & Deodorizer

- Breaks up fat & food particles
- Helps prevent clogging
- Washes away foul odors
- Freshens whole kitchen
- Biodegradable


19010 10 Treatments



Disposer Care

- Foams away odor-causing grunge.
- Removes 99+% of odor causing grunge
- Cleans the entire disposer sidewalls, blades and splashguard
- Convenient, premeasured packets

DP36F Disposer Care



SPECIALTY TOOLS



PUMP HOSE CLAMP



- Lets you remove the water pump without draining the water from the washer tub
- Ensures that undrained water in the washer remains in the hose while doing repairs where there is no convenient drain
- Has a unique design for fast and easy positioning on the hose - convenient wing nuts clamp hose shut tightly and securely

PHC-1

ELL SOCKET

Dishwasher 3/8" Supply Elbow Socket



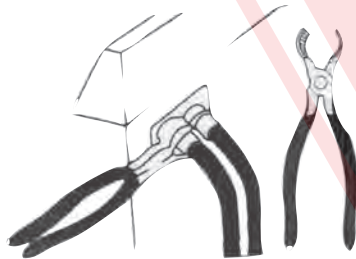
Use ratchet wrench instead of less adequate open end or adjustable wrenches to install or remove dishwasher supply elbows in less than a minute.

7314

WASHER HOSE PLIERS

A must for technicians and installers!

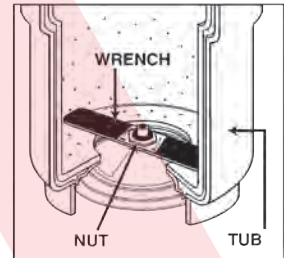
- Tightens and loosens hoses quickly and easily
- Great for washers with indented water valves
- No more skinned knuckles



THP-1

THE TUB NUT WRENCH

The Tub Nut Wrench allows you to easily remove and install the tub nut on current model General Electric washing machines with a couple swings of a hammer.

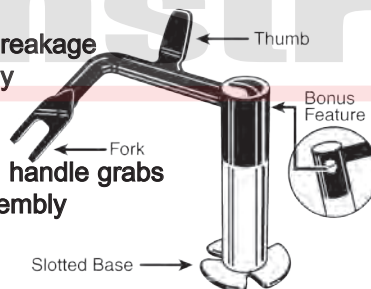


TNW-1

THE WHIRL-TOOL

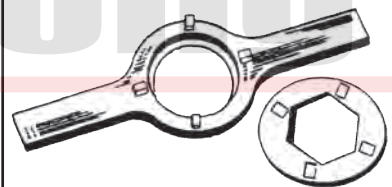
Now all you need to repair a Whirlpool washer is a hammer, a Phillips screwdriver and the Whirl-Tool.

- Multi-Purpose
- Remove couplers without breakage
- Install new couplings quickly
- Access awkward spaces
- Save Money
- Bonus Feature: 1/2" hole in handle grabs motor shaft for easy reassembly



WT-1

UNIVERSAL TUB NUT SPANNER WRENCH WITH ADAPTER



Used on Maytag, Whirlpool & new style GE washers.

TB123B

SPECIALTY TOOLS



Cabrio Tub Puller

Easy and Efficient Tub Removal when Servicing Cabrio, Oasis and Bravos Machines! (Not suitable for VMW style machines)
 Don't waste time or risk back injury trying to 'muscle out' a stuck tub with makeshift tools ... maximize your effort, time and profit by using the Cabrio Tub Puller, a necessity for your appliance service and repair business!

REMOVE THAT PROBLEM TUB IN A MATTER OF MINUTES

CTP-1




TENSION SPRING EXPANDER

Makes this Repair a One Man Job Taking Half the Time

The Expander simultaneously spreads both ends of the gasket's tension spring allowing the metal cable to loosen.

No need to remove the washer's top to replace the boot or door switch.



GENERIC
LAUNDRY

PROCLEAN® APPLIANCE CLEANING BRUSH

Ideal for cleaning around household appliances and inside the dryer's lint trap. Has a comfortable wooden handle and an overall length of 28" with 12" x 2" tapered nylon bristles.



PCABX





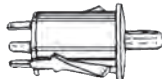

EB PUBLISHING REPAIR MANUALS

Part No.	Description
EBOC	Oven & Cooktop Repair
EBHR	Refrigerator Repair
EBWM	Washing Machine Repair
EBHD	Dryer Repair
EBDW	Dishwasher Repair
EBGW	GE Washer

Part No.	Description
EBGD	GE Dryer
EBMD	Maytag Dryer
EBMW	Maytag Washer
EBWD	Whirlpool Dryer
EBWW	Whirlpool Washer




APPLIANCE SWITCHES

 16100 (80-400) S.P.S.T. Washers, Dryers Dishwashers		 16300 (80-408) S.P.D.T. Washers, Dryers Dishwashers
 16301 S.P.D.T. LONG PLUNGER Washers, Dryers, Dishwashers	 16700 (80-436) S.P.D.T. Dryer Door	 16806 (80-444) 125V 10 Amp.

GARDUS SOOT EATER

Rotary Chimney Liner Flue Drill Brush Cleaning System for Wood Stoves & Fire Places

- Decreases Risk of a Flue Fire
- Safely Cleans Chimneys from the Ground Up
- Increases Woodstove and Fireplace Efficiency & Performance
- Remove Dangerous Soot and Creosote Build-Up in Chimney
- Powered by Cordless Drill (Not Included)
- Powerful Rotating Forward and Reverse Action
- Uses Flexible Button-Link Quick Connect Extension Rods



- Rods Constructed of 16mm Polypropylene, Make Over 90° Bends
- Unique 'Trim-to-Fit' Whip Head Design
- Cleans Multiple Flue Sizes & Shapes
 - Circular Flues: 5" to 18" Diameter
 - Rectangular/Oval Flues: Up to 8" x 12"
 - Square Flues: Up to 12" x 12"
- Cleans Better than a Wire Brush
- 1 Qty. Whip Head; 1 Qty. Drill Adapter with Hex Key
- 1 Qty. 52" x 48" Plastic Opening Cover Sheet
- 1 Qty. User Guide

RCH205B 18'

- 6 Qty. 3'-Long Flexible Button-Link Quick Connect Rods

SLK24 24'

- 8 Qty. 3'-Long Flexible Button-Link Quick Connect Rods

SootEater Chimney 6' Extension Kit (2- 3' Quick Connect Rods)



CRD307

USE WITH RCH205B



LKR203

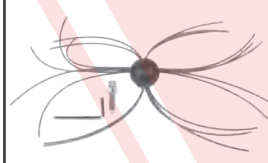
USE WITH SLK24



BWH09
Whip Head for
SLK24



RBWL09
Whip Line for
SLK24




CWH208
Whip Head for
RCH205B

Pellet Stove Drill Brush Cleaning System 9'


Forward rotating propeller brushes and flexible rods navigate multiple turns, effectively cleaning up to 9' in length of both 3" and 4" pellet vents

RPS204B



PRD308

6' Extension Kit
(2- 3' Screw Rods)
USE WITH RPS204B



PBS212
Pellet Stove
Replacement Brush
Set
USE WITH RPS204

GARDUS LINT EATER

LintEater Rotary Dryer Vent Duct Cleaning System 12'

- Removes Dangerous Lint Buildup in Dryer Vents
- Reduces Drying Times and Saves Money on Utility Bills
- Ensures the Safety of Home
- Powered by Cordless Drill (Not Included)
- Flexible Rods Navigate Multiple Turns

Includes:

- 4 - 3 Foot Long Rods
- 1 - Vacuum Adapter
- 1 - Blockage Removal Tool
- 1 - 2" Diameter Lint Trap Brush
- 1 - Self-Feeding 4" Auger Brush
- 1 - Dryer Adapter
- 1 - Operator's Manual



R4203613
Lint Bag
Captures Lint from Vent When Cleaning



Screw-Connect



Button-Link Quick Connect

RLE202 Kit w/Screw-Connect Rods

RLE208 Kit w/Flexible Button-Link Quick Connect Rods

R3203612 12' Extension Kit 4 - 3' Screw-Connect Rods

PRD003 6' Ext. Kit 2 - 3' Flexible Button-Link Q.C. Rods

GENERIC
LAUNDRY


LintEater Jr. Rotary Dryer Vent Duct Cleaning System 6'

Designed for shorter through-the-wall vents. Flexible rods effectively clean dryer vents up to 6' Long (3' Each Side). Includes:

- 2 - 18" Long Flexible Button-Link Quick Connect Rods
- 1 - 2" Diameter Lint Trap Brush
- 1 - 4" Diameter Self-Feeding Auger Brush

RJR103

Kit w/Flexible Button-Link Quick Connect Rods



DRYER LINT REMOVAL KIT



BPCK

This 3 piece kit comes complete with:

- 10' dryer duct brush removes lint and debris that gets built up on the inside of the duct
- 36" lint trap vent brush
- A vacuum hose attachment to deep clean the lint trap of the dryer

DRILL POWERED DUCT BRUSH

PCPBZW

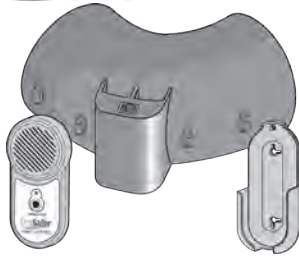


Used to help remove lint build up and debris in dryer duct & other general ducting. Can be used manually or attached to a drill for increased power.

DRYER & AIR VENT - BOOSTER FANS

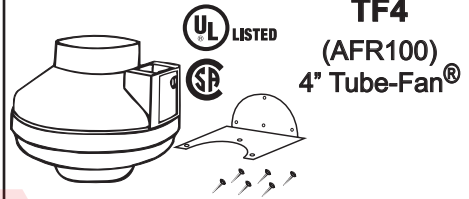
DrySafer™

DRYER VENT ALARM



- Reduces the risk of fire from lint buildup
 - Quick - Easy installation on all dryers
 - Easy add-on to any service call
- DS20151E**

CLOTHES DRYER EXHAUST BOOSTER



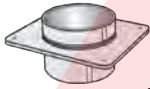
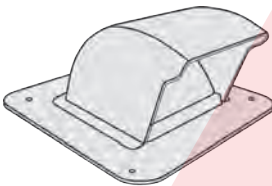
TF4
(AFR100)
4" Tube-Fan®

DRYER ROOF VENT

DJK477* Low Profile with Roof Neck

* Choose Color

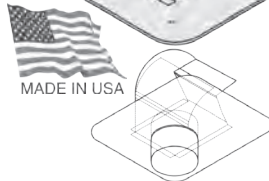
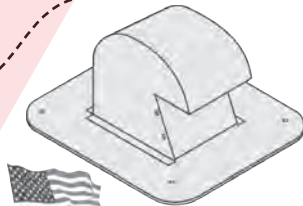
- MR = Mill Finish
- BR = Brown Powder Coat
- KR = Black Powder Coat
- WR = White Powder Coat



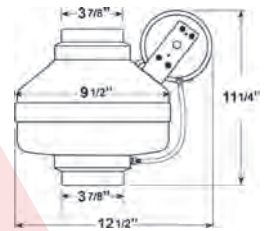
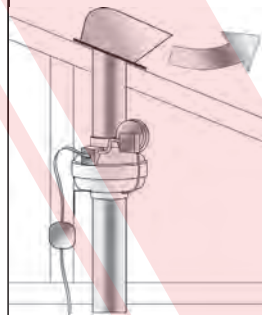
DJK486

Extra Clearance Model

Taller for higher profile tile or moderate snowfall zones.



DRYER EXHAUST BOOSTER INLINE



DBF110 Dryer Booster Fan

This Dryer Booster Fan is engineered of thermoplastic resin and features an integrated automatic pressure switch. It can be used on dryer duct runs up to 108 feet. The fan's backward inclined blades allow lint to pass through the fan.

CLOTHES DRYER VENT BOOSTER

9450

W/2 lead wires and a ground wire. Can be used with a pressure switch.

9455


With 10 foot cord, grounded plug and in-line switch.

PS-35

Pressure Switch

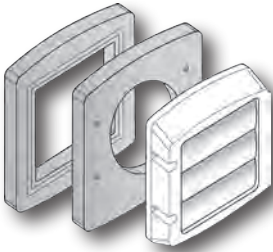
9460

Features the PS-35 pressure switch mounted on unit completely wired to 10 foot line cord.



- The DryerJet® adds an auxiliary fan to the dryer's exhaust system, increasing airflow and efficiency.
- Ball bearing motor is isolated from the air stream. No lint can get to the motor.
- Reduces drying time decreases wear and tear on the dryer.
- The DryerJet® is usually required when the total duct length exceeds:
 - 25 feet with no bends
 - 20 feet with 1 bend
 - 15 feet with 2 bends
 - 10 feet with 3 bends

DUNDAS-JAFINE DRYER & AIR VENT



EZFix Replacement Vent Cap & Gasket Kit^A

A Quick and Easy Solution for Damaged and/or Missing Louver Blade Caps that are Hard to Replace

- Allows installation right over top of the existing one
- Includes (2) gaskets
- New white cap & UV resistant 4" louvered cap


EZFXZW

ProShield™ EXHAUST HOOD

4-Inch Spring Loaded

Dryer Vent Hood Damper System Offers Noise & Pest Control

BPSH4WZW



GENERIC
LAUNDRY

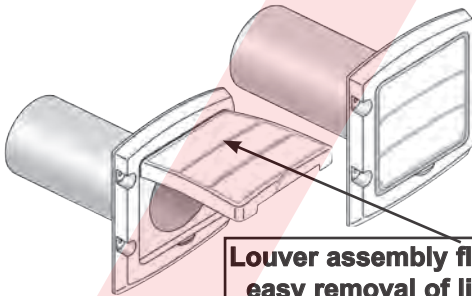
EZ Access™ EXHAUST HOOD

The EZ Access exhaust hood is packaged in a consumer friendly retail carton and in a white retail cut case with a full color feature / benefit label.

The carton includes an EZ Access vent cap, aluminum tailpiece & assembly / installation instructions

BHLH4WZW

White



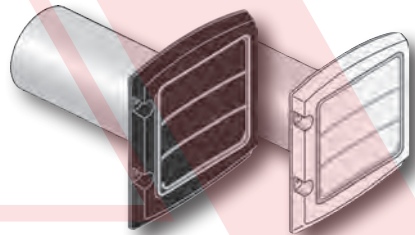
Louver assembly flips open for easy removal of lint buildup.

ProVent™ LOUVERED EXHAUST HOODS

Includes hood & pipe. Feature a 3 louver damper system to prevent cold backdraft (air, snow or rain) from entering the home.

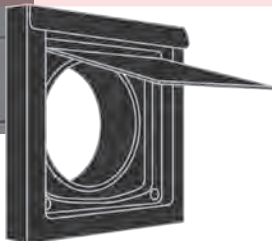
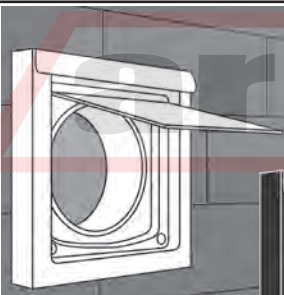
BLH4WZW (SVHAW4) 4" white hood, assembled

BLH4BLKW6 4" black hood, assembled



DryerWallVent™

- Lightweight Galvalume® Damper Reduces Airflow Restriction
- Integrated Magnets Deter Bird and Rodent Intrusion
- Damper Easily Accommodates Cleaning Equipment
- Gravity-Assist Damper Provides Extra Protection



Part No.	Color
DWV4W	White
DWV4B	Brown
DWV4T	Tan
DWV4K	Black

INOVATE

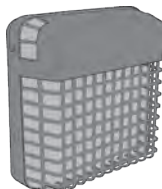
DRYER & AIR VENT

ProGard™ LOUVERED EXHAUST HOODS

Features a low profile pest guard that helps to keep pests out and can be easily removed to allow for cleaning of the duct.



BPGH4WZW 4" white hood (GVHAW4)

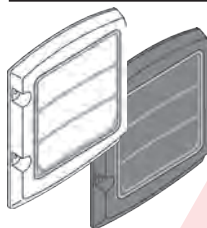


ProGard™ LOUVERED EXHAUST CAP

Louvered damper system that helps to prevent cold air backdraft, snow or rain from entering the home with pest guard

PGC4WXZW 4" white hood (GHW4)

PGC4BX 4" brown hood (GHB4)



REPLACEMENT ProVent™ LOUVERED VENTHOOD

LC4WZW 4" White (HS4W)

LC4BZW 4" Brown (HS4B)

LC5WX 5" White (HS5W)

LC5BX 5" Brown (HS5B)

LC6WX 4" White (HS6W)

LC6BX 4" Brown (HS6B)

LC8WX 5" White (HS8W)


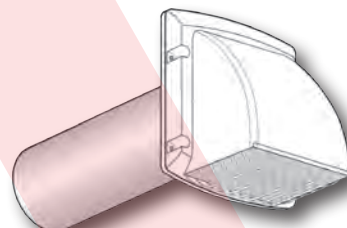
LC8BX 5" Brown (HS8B)

ProMax™ Wide Mouth EXHAUST HOODS

Robust, wide mouth cap for optimum airflow and snug fit back-draft damper. Also a removable pest screen that helps to keep pests out and allows for easy cleaning of the duct

PMH4WXZ 4" White hood (RVHAW4)

PMH4BXZ 4" Brown hood (RVHAB4)



ALUMINUM EXHAUST HOODS

PVB3EAL 3" Hood (DAVHA3/12)

PVB4EALZW 4" Hood (DAVHA4/12)

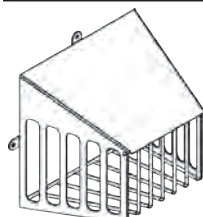


Pest Barricade

- Helps to prevent unwanted pests from entering the duct
- On a hinged frame & locks in the open position for easy removal & cleaning of lint & debris that accumulates.

Part No **Color**
PBH50BZW Brown (UBGWB)

PBH50WZW White (UBGBB)



the Defender for serious protection

- Zinc coated 18 ga. steel w/ a powder coated finish stands the test of time.
- Vertical 10 ga. bars allow lint to pass through not birds and squirrels
- Metal cannot be broken off or eaten by various critters.

The DEFENDER **Part No** **Description/Size**
Access+ **DFRP65** 6½" Inner Dimension
DFRP80 8" Inner Dimension



DRYER & AIR VENT



SOFFIT EXHAUST

Has 4", 5" & 6" Collar
Duct Sizing

SEVZW | **SEVBLKX**
White | Black



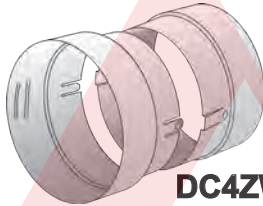
SOFFIT DRYER VENT

Allows for the dryer to be exhausted through the soffit panel, instead of traditional wall venting

SDV4WXZW4

Duct Coupler & Lint Clean Out

Designed to connect two 4" pieces of dryer duct together threading the pieces onto the duct with no tools or clamps required.



DC4ZW

EzConnect DRYER DUCT TO WALL CONNECTOR

Simple, Easy & Quick Access Point to Duct for Cleaning of Lint & Debris.

EZCNZW

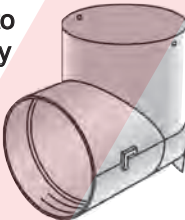


GENERIC
LAUNDRY

DRYER TO DUCT ELBOW

Threads onto duct for easy assembly


D2DPX



Dryer Vent Made Easy

DVME

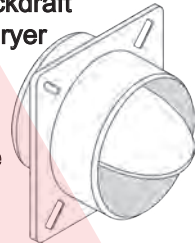
Connect Dryer to Wall Eliminates Wasted Space



Cold Draft Blocker

4" plastic backdraft damper for dryer venting.

DB4ZW
4" dia; white (BD04)

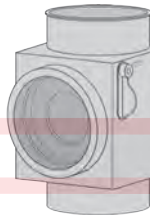


DRYER DUCT LINT TRAP

Heat Keeper Kit

CHK100ZW (EX12)

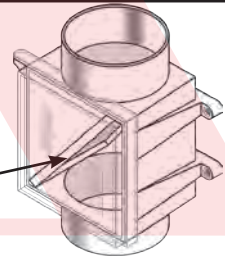
Directs warm, moist air from electric clothes dryers (not GAS) back into the home



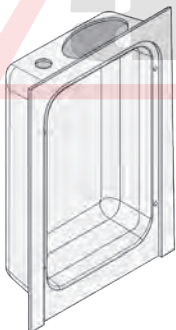
PCLT4WZW

Reduces risk of duct fire

Clean Out Screen



Recessed Dryer Vent Boxes



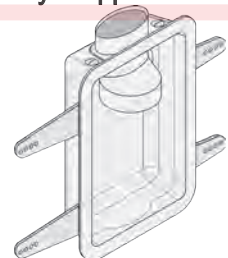
- Dryer can be pushed up against the wall of the laundry room, saving space
- Fits 4in flexible and rigid ducts • Suitable for gas & electric dryer applications
- Prevents duct from crushing

DRB4XZW (DVBOX)

- Oval to round duct adapter threads onto duct requiring no clamps
- High Impact Polystyrene

MDRB

- Made of 24 gauge aluminized steel
- Can be used in both 2" x 6" or 2" x 4" in-wall applications



DRYER & AIR VENT

Space Saver Aluminum Dryer Vent Ducts



Solves Tight Space Venting Problems

Allows the dryer to be placed 3" from the wall
Adjustable 28" to 45"

Part No. Description

UD48 4" / 90° Inlet, 90° Outlet - (DAF2)

UD48S 4" / 90° Inlet, Straight Outlet, - (DAF3)



VENT KITS WITH 4" WIDE MOUTH HOOD

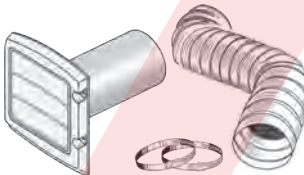
Includes aluminum duct, hood & clamps.

TD48PMKZW 8' Aluminum hose, White wide mouth hood (RK8W)

DRYER VENT KIT W/ProGard™ 4" Vent Hood

Includes hood w/guard, aluminum duct & clamps

TD48PGKZW 8' Aluminum hose & clamps, White hood (GK8WF)



DRYER VENT KITS ProVent™ Louvered 4" Vent Hood

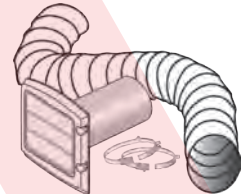
Includes duct, aluminum pipe, white hood & clamps

TD48PVKZW 8' Aluminum hose, white hood (SK8WF)

MLFVK48E 8' Semi-rigid duct, white hood (SK8WA)

VENT KITS WITH ProVent™ LOUVERED 4" VENT HOOD
Includes vinyl duct, aluminum pipe, 4" foam adapter & clamps
Not recommended for dryer venting

EXWTZW 8' Vinyl hose, White hood (SK8W)




LINT TRAP KIT

Indoor dryer venting, individual retail box.

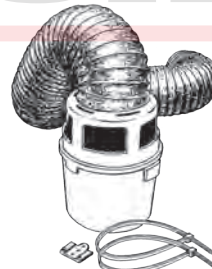
LTF

4" White w/SuPurr-FLEX®



TDIDVKZW

4" dia.
with 5' of Alum. Hose & 2 Clamps



DRYER & AIR VENT

HEAVY DUTY DRYER HOOK UP KIT



4" x 8' UL Duct with Plastic Self-Threading Crush Proof Elbows

MFx48ULKIT

ALL METAL DRYER HOOK UP



4" x 8' UL Duct Preassembled, Fully Adjustable Metal Elbows for Fast & Easy Set-Up

MFx48ULMK

HEAVY-DUTY SEMI-RIGID DUCT WITH COLLARS

Short 4" x 2' aluminum duct is UL2158A listed & marked.



MFx42CULXZW

SEMI-RIGID FLEXIBLE ALUMINUM DUCT

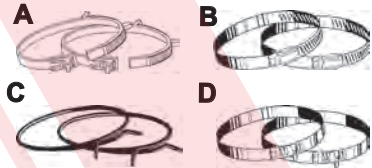


Part No.	Dia x L
MFx48X (A048/9)	4" x 8'
MFx425X (A0425/3)	4" x 25'
MFx68X (A068/4)	6" x 8'
WITH CRIMPED END	
MFx48CRX (A048C/9)	4" x 8'
MFx68CRX (A068C/4)	6" x 8'

- 8' lengths compress to 28"
- Conveniently crimped on one end for easy attachment
- Material: aluminum alloy
- Multiple use duct - semi rigid flexible duct can be used for exhaust venting bathroom vents, clothes dryers, range hoods, etc.

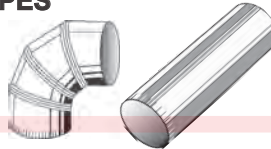
CLAMPS

Part No.	Dia.	Style	Illus.
2C234ZW (CB34)	3" & 4"	plastic ratchet	A
MC4X (MC450)	4"	metal worm drive	B
MC6ZW (MC625)	6"	metal worm drive	B
TC4 (MSC4100)	4"	metal spring tension	C
MC4ZW (MBC4)	4"	metal bolt & nut	D



4" ALUMINUM ELBOWS AND PIPES

Part No.	Description
E432 (DE904)	90° elbow
P4E (DP244)	24" (2') pipe
P460 (DP604)	60" (5') pipe



WHITE VINYL HOSE

Dryer manufacturers do not recommend for dryer venting.



ALUMINUM CLOTHES DRYER DUCT

Pure aluminum 5-ply multi-layered flexible metallic duct withstands 265°F, contains a flash fire and is dryer manufacturer approved.



Part No.	4" Dia. x Length
BTD45 (F0405B)	5'
BTD48 (F0408B)	8'
BTD45TC (FC0405B)	5' w/2 clamps
BTD48TC (FC0408B)	8' w/2 clamps
TD425 (F0425)	25'
TD450 (F0450)	50'

Part No.	Dia. x Length
FD350E (BH350W)	3" x 50'

FD420ZW (BH420W) 4" x 20'

VD405 (PH45W) 4" x 5'

VD408 (PH48W) 4" x 8'

FD450E (BH450W) 4" x 50'

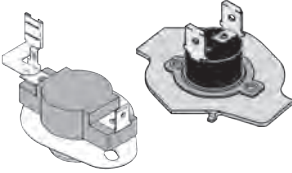
GENERIC
LAUNDRY

DRYER PARTS

THERMAL FUSE KITS

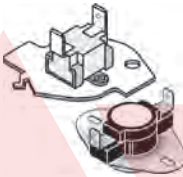
LET197

Incl. 352°F Fuse &
L250-8F Special Terminal
Reset Thermostat



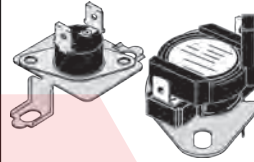
HET184

Incl. 352°F Fuse &
L250-8F
Reset Thermostat




280148

Incl. 352°F Fuse &
L295-8F
Reset Thermostat



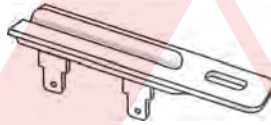
LET393

Thermal Fuse 325°F
(163°C)



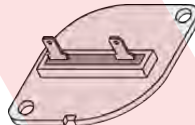
HET401

3/16" Terminals
91°C (196°F)



HET402

3/16" Terminals
91°C (196°F)



2 TERMINAL



Part No.

L120	L150	L190	L260
L125	L155	L200	L275
L130	L165	L210	L290
L135	L175	L225	L300
L140	L175	L240	L320
L145	L180	L250	L340

3 TERMINAL

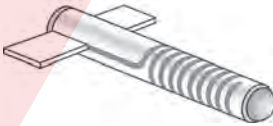


Part No.

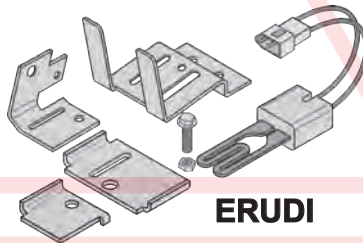
LD110	LD145	LD245
LD120	LD155	LD270
LD130	LD170	LD290
LD135	LD200	
LD140	LD225	

ROUND POSI-LIGHT IGNITOR

AD350
(DE350)



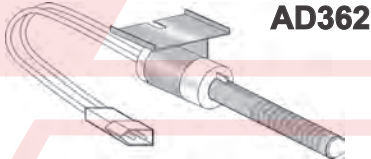
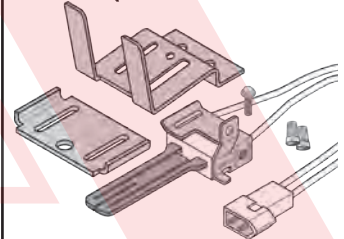
UNIVERSAL DRYER IGNITOR



ERUDI


AD0184P

(DE184P, DS300)




AD362

M SERIES GAS VALVES & COIL KIT

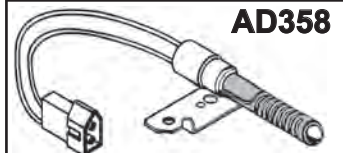
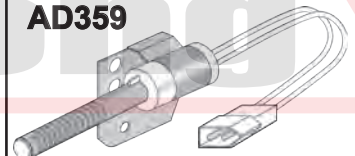


Part No. Angle Gas
25M01A-100 Left Nat.
25M01A-101 Right LP
SCA700 Coil Kit Both Coils

DE8463 COIL KIT



AD359

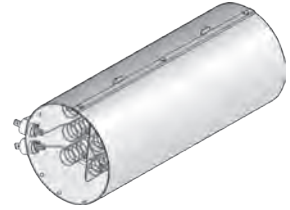
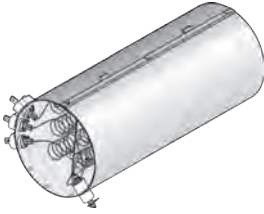


AD358

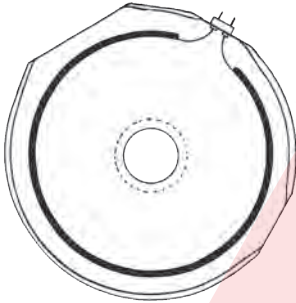
DRYER ELEMENTS

FOR ELECTROLUX BRANDS HEATING ELEMENT USED ON AFFINITY SERIES DRYERS

Part No.	Description
134792700	5500W 3-Wire
137114000	4700W 2-Wire

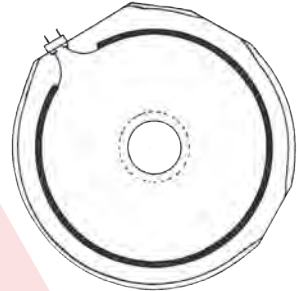


HEATING ELEMENT ON 20½" PAN DRYER – LATE MODELS – STACK WD 5/16" TERMINALS



**BLOCK
MOUNTS ON
SHORT FLAT**
131553900

**BLOCK MOUNTS
ON LONG FLAT**
131475320
(131475300)



– USE 5300622034 RESTRING –

RESTRING COILS LARGE TWIST (3/4") WITH WELDED MALE SPADE ENDS

Term Size	Part No.	Description
1/4	5300622032	Coil Only
1/4	3937010	Kit with Block
5/16	5300622034	Coil Only



TWO BLOCKS

WE11M23

1/2" O.D. Twist

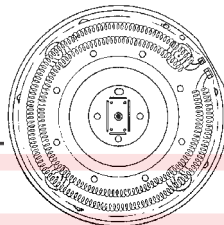
Two Ceramic Terminal Blocks

REPLACES

WE11M21 & WE25M27 - 7/16" Twist -

FITS 1/2" Spool

FOR GE/HOTPOINT



ONE BLOCK

WE11X103

5/8" O.D. Twist

One Ceramic Terminal Block

REPLACES

WE11X90 – 3/8" Twist

WE11X91, 92 - 9/16" Twist -

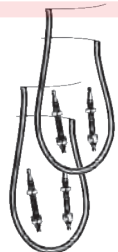
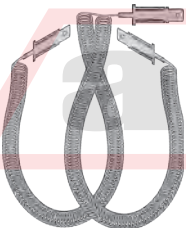
Fits 5/8" Spool

RESTRING KITS

IDENTIFY BY BLOCK COUNT, WIRE O.D. TWIST DIA. OR SPOOL I.D.

WE11X203 – 1/2" O.D. TWIST – FITS 5/8" SPOOL

WE11X10007 – 7/16" O.D. TWIST – FITS 1/2" SPOOL



DOUBLE HEATER COIL KITS FOR OLDER DRYERS


Incl. 2 Coils & 4 Terminal Bolts w/ Nuts & Washers Instructions Printed on Package.

STANDARD VOLTAGE (200-240)

WE11X260

DRYER ELEMENTS

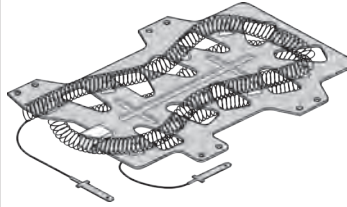
FOR BOSCH



2 Terminals

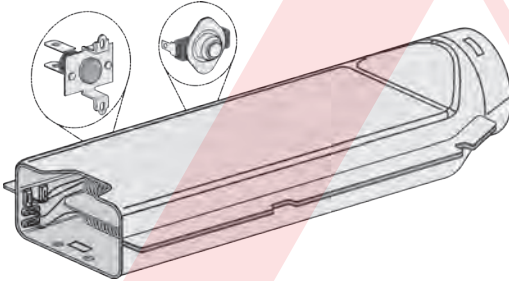
HEATER ASSEMBLY
with
Thermostat
& Fuse
00436460

FOR SAMSUNG



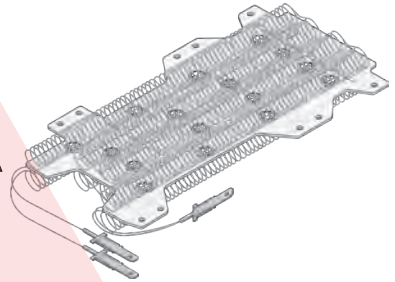
ELEMENT
2 TERMINAL
(35001247)
DC47-00019AR

FOR LG
HEATER WITH THERMOSTATS



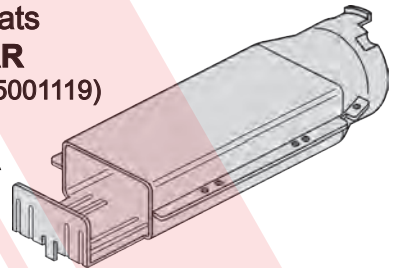
HEATER ASSEMBLY
with Thermostats
5301EL1001JR

ELEMENT
3 TERMINAL
DC47-00032A



HEATER ASSEMBLY
with Thermostats
DC97-14486AR
2 TERMINAL (35001119)


DC93-00154A
3 TERMINAL



DRYER ELEMENTS

FOR MAYTAG, AMANA, WHIRLPOOL

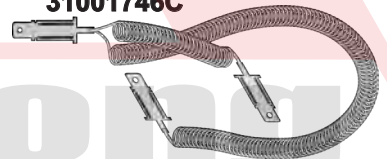
FOR MAYTAG
15½" LONG
2-PIECE TUBE
WPY303404



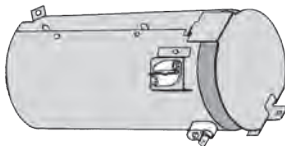
240V 5KW

RESTRING
ELEMENT
WPY313538

FOR MAYTAG STEAM DRYERS
HEATING ELEMENT KIT
31001746C



LATE MAYTAG DRYERS
WITH HEAT SHIELD AND FUSE



12" LONG
1-PIECE TUBE 240V 5.3KW

COMPLETE ASSEMBLY
WP307178

INCLUDES
308612 HEATER
307473 THERMAL FUSE
END HEAT SHIELD

HEATER SUB-ASSEMBLY



12" LONG
1-PIECE TUBE

IN 12" TUBE
NO EXTRA PARTS

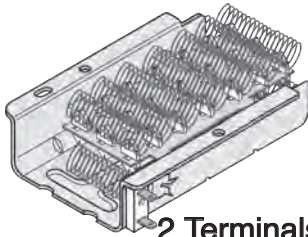
5.3KW
WPY308612
(308615, 308617)

DRYER ELEMENTS

FOR MAYTAG, AMANA, WHIRLPOOL

POPULAR STYLE FOR LATE MODEL DRYERS

"PATENTED"



2 Terminals

DUAL

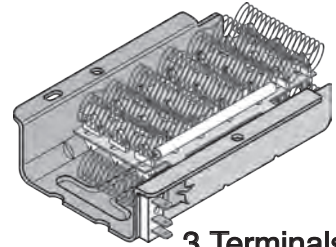
5400/2700W **WP3401338**

5400/2700W **WP8573069**

SINGLE

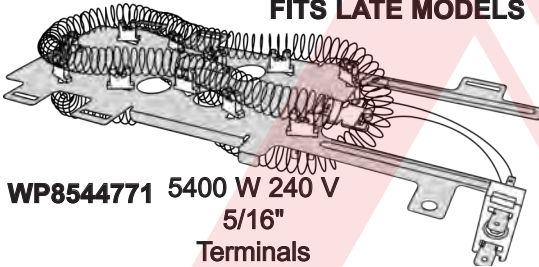
3000 Watts **WP279843**

5400 Watts **279838**



3 Terminals

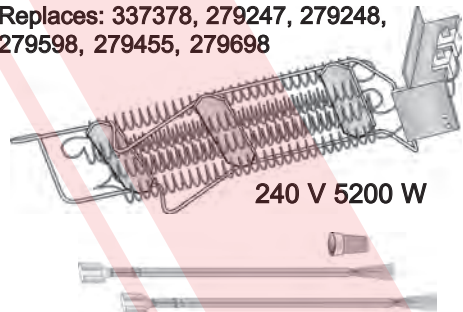
FITS LATE MODELS



WP8544771 5400 W 240 V
5/16"
Terminals

WP4391960 HEATER
HEAVY 5/16 TERMINALS & LARGE
TURN WIRE ON POINT SUSPENSION

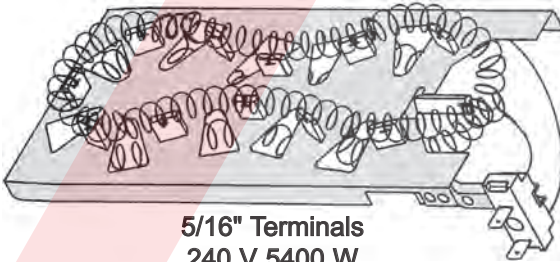
Replaces: 337378, 279247, 279248,
279598, 279455, 279698



240 V 5200 W

HT2500 Red Wire Kit
Set of 2 lead wires with spade
terminals

FOR MODELS WITH BLOWER IN FRONT



5/16" Terminals
240 V 5400 W
WP3387747

FOR AMANA STYLE DRYERS 8" X 10" METAL PLATE

5350 WATT LARGE COIL

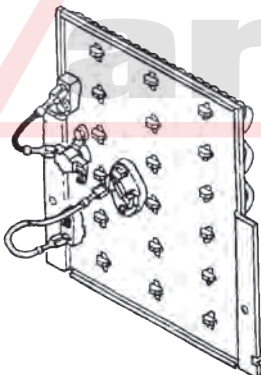
WPY503978

No Thermostats are
Included

5000 WATT LARGE COIL

61927 (56047)

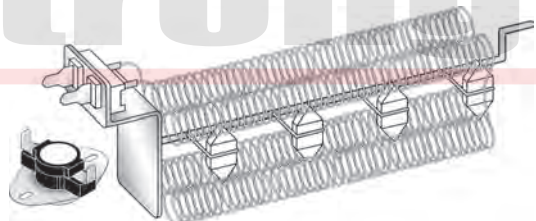
Includes R9900489
Thermostat Kit and
Instructions



FOR HERRIN STYLE DRYERS HEATING ELEMENT KIT

240V 4750W

INCLUDES 53-0771 HI LIMIT



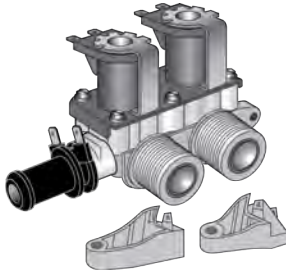
LA-1044

GENERIC
LAUNDRY

WATER VALVES

UNIVERSAL FIT

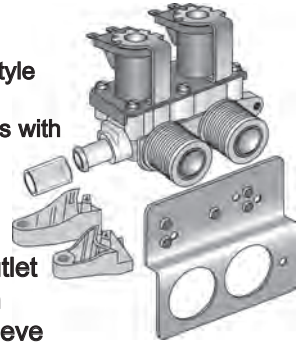
The Most Universal Washer Valves



1/2" outlet
50 ohm thermistor
for temperature
control.

WV2

- Fits both old and new style valves.
- Replaces over 39 valves with one part!



WV1

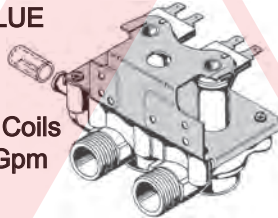
3/8" outlet
with
1/2" sleeve

**ROBERTSHAW
CW151**

VALVES FOR WASHERS

BLUE


7 Watt Coils
5.50 Gpm



**HORTON
WV525**

BLUE

7 Watt Coils
5.50 Gpm

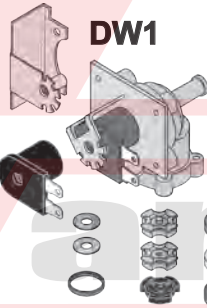


• 3/8" outlet with 1/2" sleeve

UNIVERSAL FIT

FOR DISHWASHERS

- Replaces 200 valves with one part!
- Select the right combination in 3 simple steps.
- Kit contains 2 coils, multiple flow washers, bracket & Instructions.

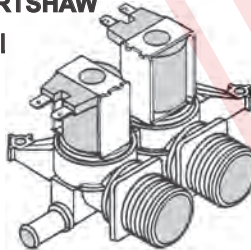


DW1

ROBERTSHAW

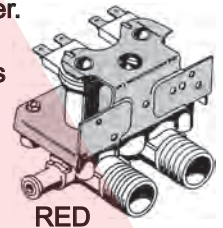
CWE1 BI

3/8" outlet
5 Watt Coils
5.50 Gpm



HORTON

No flow washer.
1/2" outlet
10 Watt Coils
343

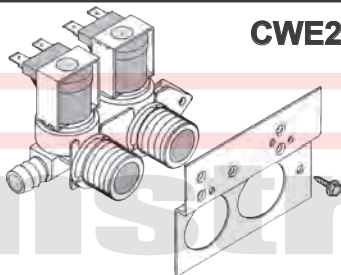


RED


CWE2

526

BLUE



3/8" outlet
7 Watt Coils
5.50 Gpm




FOR DISHWASHERS

Fits built-ins
2.20 Gpm • 10 Watt Coil
DV514A Horton
DW53 Robertshaw




General Replacement
Fits Portables
1.75 Gpm
10 Watt Coil
DV598 Horton



DRYER REPAIR KITS


for LG DRYERS



DELGKIT

Includes: 4400EL2001F Belt
4561EL3002C Idler Assm.
4581EL2001A (4) Drum Roller

for SAMSUNG DRYERS



DESAMKIT

Includes: 6602-001655 Belt
DC93-00634A Idler Assm.
DC97-16782A (4) Drum Roller

LAUNDRY BELTS

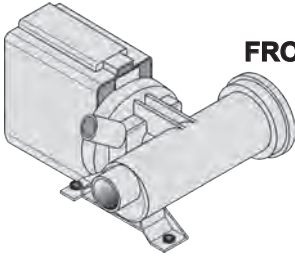
ARMSTRONG'S MOST POPULAR BELTS

Part No.	Description	ID Numbers on Belt	Size & Style
27155	Alliance Washer (Pump)	27155	V 3/8 x 22" NTCH
28808	Alliance Washer (Drive)		V 1/2 x 33"
37820	Alliance Washer		V 1/2 x 30 1/2"
38174	Alliance Washer		V 1/2 x 29 1/2"
WP27001006	Amana Washer	38174	V 1/2 x 29 1/2"
WP27001007	Amana Washer	37820	V 1/2 x 30 1/2"
WE03X29897	GE Dryer	WE12M22, WE12M29	MV 4H 89"
WE12X10014	GE Dryer	WE12X42, WE12X82	MV 4H 88"
WH01X24180	GE Washer	290D1101P002 WH01X24180	MV 5J 58.6"
WH01X24697	GE Washer	290D1101P003 WH01X24697	MV 5J 53.3"
WH01X27538	GE Washer	WH01X27538	MV 5J 58.1"
4400EL2001F	LG Dryer	4400EL2001A, (341241)	MV 4H 92"
WPY312959	Maytag Dryer	3-12959, 3-14774	MV 5H 100"
12001788	Maytag Frontload	12001435, 12002040	MV 6J 27"
12112425	Maytag Washer Set	211124 & 211125	V 3/8 x 41" V 1/2 x 42 1/2"
WP21352320	Maytag Washer	35-2320, 35-3662	V 3/8 x 51"
WP22003483	Maytag Washer	22002709, 62608400	V 3/8 x 50 1/2"
WP33002535	Maytag Dryer	33001777	MV 5H 92"
WP40111201	Maytag Dryer	661570	MV 5H 94"
6-9021150	Maytag Dishwasher	902115	R 1/4 x 20"
6602-001655	Samsung Dryer	LB1655, W10205415	MV 5H 92"
5303281154	Westinghouse Dryer (Flat)	Q63806, Q63807, 3281154	F 1/2 x 88"
134503600	Westinghouse Dryer (Ribbed)	148270-000, 5303283471	MV 4H 88"
134511600	WCI Washer	3204418, 131234000, 131686100	V 1/2 x 32" BK
341241	Whirlpool/Kenmore Dryer	660996, 695055, 31531589	MV 4H 92"
WPW10006384	Whirlpool/Kenmore Washer	W10006384	MV 5H 21.5"
WPW10388414	Whirlpool Front Load Washer	8181670, 8182633	MV 7J 48"

GENERIC
LAUNDRY

WASHER PUMPS

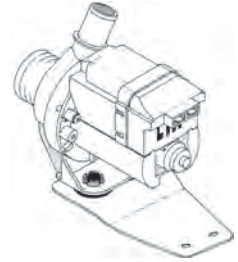
FOR GE/HOTPOINT/PENNCREST



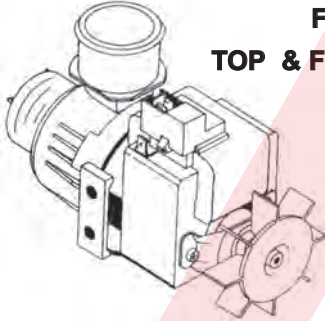
**FRONT LOAD DRAIN PUMP
WH23X10028**

**PUMP & MOTOR
NEW STYLE WITH
ANGLED INLET AND
BRACKET**

WH23X10030

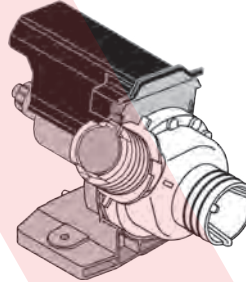


FOR FRIGIDAIRE, WCI, AND OTHERS



**TOP & FRONT LOAD
DRAIN
MOTOR/PUMP
131268401**

ROTATE HOUSING
TO MATCH OLD
PUMP

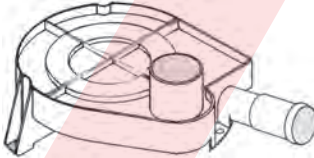


**DRAIN PUMP &
MOTOR
for
Front Load Models**

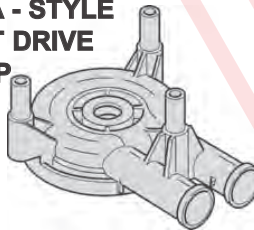
137240800

FOR WHIRLPOOL

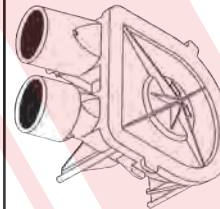
WP35-6780



**AMANA - STYLE
DIRECT DRIVE
205217P**

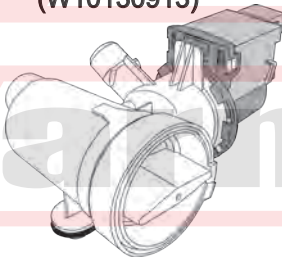


**PUMP STANDARD
OUTLET 1 1/4"
WP3363394**



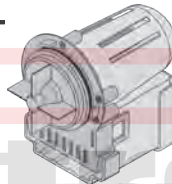
**OVERSIZE
OUTLET 1 1/4"
WP3363892**

**MOTOR & PUMP
for Front Load
WPW10730972
(W10130913)**

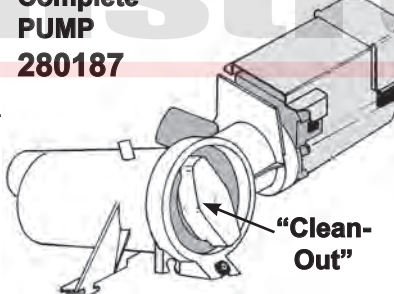


With "Clean-Out" Port
for Front Load

**REPLACEMENT
PUMP MOTOR
280187MO**




**Complete
PUMP
280187**



**VERTICAL
MODULE WASHERS
(VMW)**

**WPW10276397
0.95A No Flap**

**WPW10661045
1.2A W/Flap**



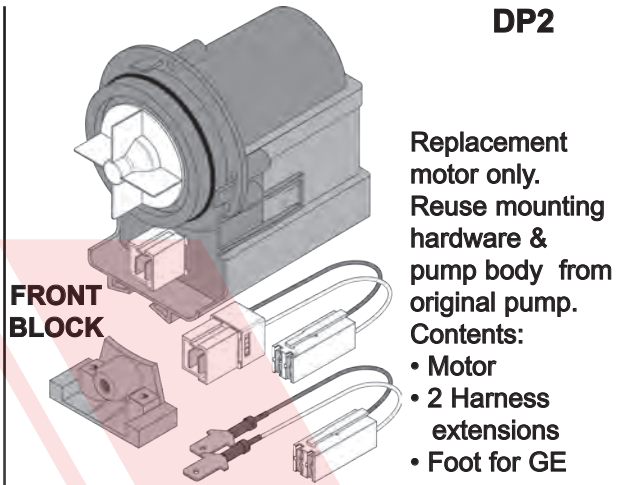
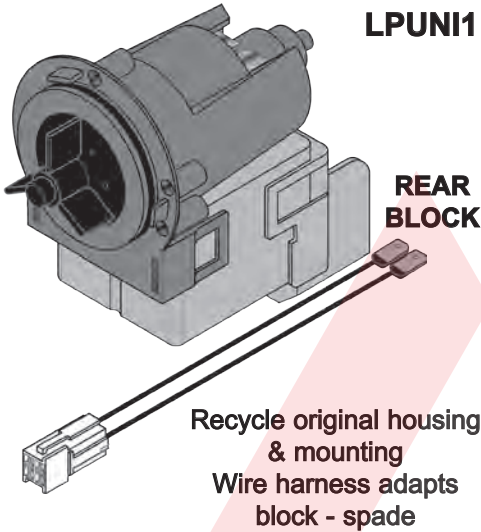
for Cabrio
Washer



W10536347

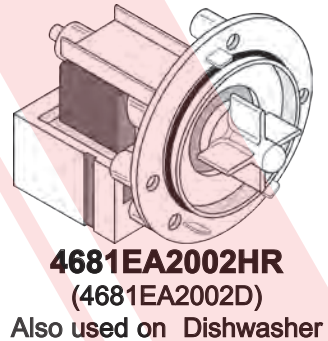

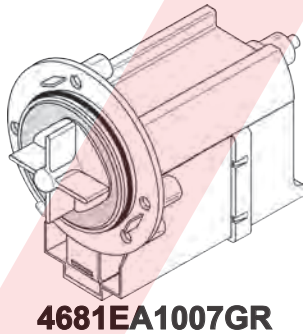
WASHER PUMPS

UNIVERSAL DRAIN PUMP MOTORS

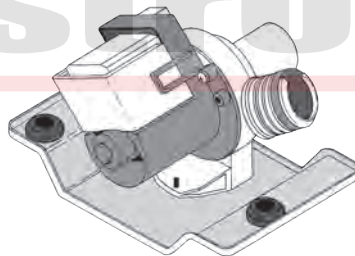


GENERIC
LAUNDRY

PUMP MOTORS FOR LG



PUMP MOTORS SAMSUNG



LP1414A DRAIN PUMP
(DC96-01414A, DC96-00774A 34001320)

ESD PRODUCTS


ESD VERTICAL COIN CHUTES

- Variable price settings: 0-\$3.50
- Vertical coin acceptance
- All steel security gate with solid metal bridge
- One step price changing - UP or DOWN in seconds without disassembly
- Exclusive dual return springs for smoother operation
- Fits all existing extensions and machines
- All slides have case hardened parts to resist damage from slamming
- Add denomination after part number.(i.e. -050 is 50¢, -100 is \$1.00)



ESD-V5

Variable price settings
0-\$1.25



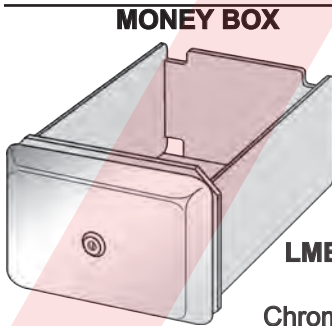
ESD-V8

Variable price settings
0-\$2.00



ESD-V14

Variable price settings
0-\$3.50



MONEY BOX

LMB-XEP

Chrome Face
6.06" x3.863" x 2.73"



Decal for V5 Body

Amount Part No.

0.00 5BD00

0.25 5BD25

0.50 5BD50

0.75 5BD75

1.00 5BD100

1.25 5BD125



Decal for V8 Body

Amount Part No.

0.50 8BD50

0.75 8BD75

1.00 8BD100

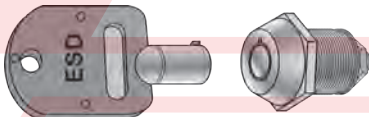
1.25 8BD125

1.50 8BD150

1.75 8BD175

2.00 8BD200

SERVICE DOOR LOCK & KEY



Part No.	Brand
0400ET-777	WP
0400ET-800	SQ
777 (Key Only)	WP
800 (Key Only)	SQ



**ZB7 for Maytag
TKZB7**

CHUTE BOLT

22681
8³/₈" Long




BLANK INSERT

21216



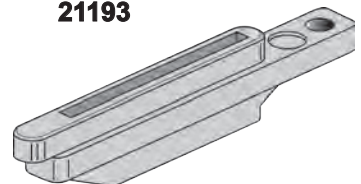
RETURN SPRING

20963



25¢ INSERT

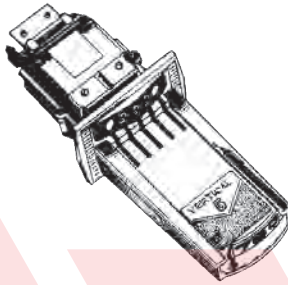
21193



GREENWALD PRODUCTS

VERTICAL 5 COIN CHUTE

5 ways to go from 25¢ to \$1.25 using quarters. 3 way anti-cheat protection. Fits all standard brands and Maytag. Add denomination after part number. (i.e. -050 is 50¢, -100 is \$1.00)



Part No.
V527

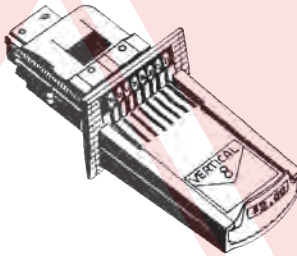


Greenwald Decal for V5 Body
Decals Sold in sheets of 12
(Buy 1 sheet of 12)

Amount	Part No.
0.50	00-9910-11
0.75	00-9910-16
1.00	00-9910-21
1.25	00-9910-24

VERTICAL 8 COIN CHUTE

The most versatile chute available today. From 50¢ to \$2.00 and back. Fits all standard brands, except Maytag. Add denomination after part number. (i.e. -050 is 50¢, -100 is \$1.00)



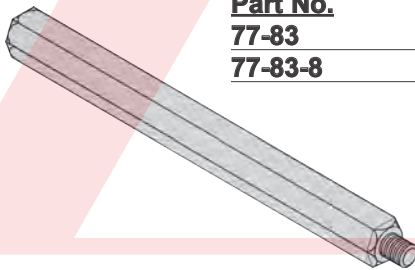
Replaces VERTICAL 4

Part No.
V820



Amount	Part No.
0.50	00-9905-1
0.75	00-9905-2
1.00	00-9905-3
1.25	00-9905-5
1.50	00-9905-6
1.75	00-9905-7
2.00	00-9905-8

COIN CHUTE BOLTS



Part No.	Length
77-83	6½"
77-83-8	8¼"

\$1.25

DECALS
for
SLIDE BAR

Amount	Part No.
0.50	00-9104-7
0.75	00-9104-4
1.00	00-9104-8
1.25	00-9104-24
1.50	00-9104-25
1.75	00-9104-29
2.00	00-9104-26
2.50	00-9104-36
3.00	00-9104-37
4.00	00-9104-39

SECURITY SCREWDRIVER & SCREWS



00-9061 SECURITY SCREWDRIVER

Discourages vandalism, pilferage & tampering. Can replace #10 sheet metal screws.

00-7225 SECURITY SCREW

Standard #10-16 x 11/16" long Type "B" tapping thread for sheet metal assembly. Cadmium finish steel. Use with 00-9061 Bag of 12.

SLIDE BLOCKOUT

Part No.	Fits
27-5000	V527
20-5002	V820



SLIDE RETURN SPRING FOR V5 & V8

For other parts for V5 & V8, Please get the Identification Number located on the bottom of the chute when calling your Armstrong Distributor .



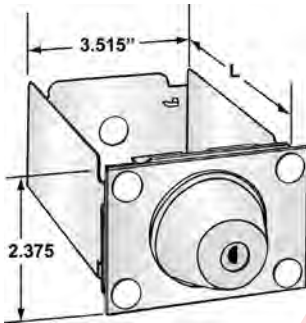
GENERIC
LAUNDRY

GREENWALD MONEY BOXES

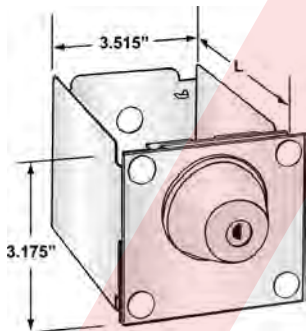
To Order Correct Money Box

Add: -0 for Tubular Key

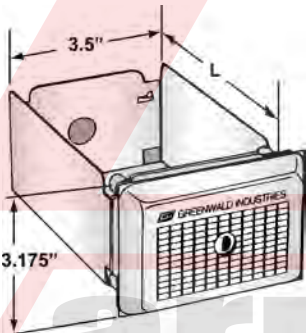
-42 for Sentinel II Key



Type	Part No.	Application	L	Capacity
UG400	8-1150-0	Old SQ/GE/Sears	4.0"	\$45
	8-1150-42	Huebsch/IDC		
UG400A	8-1210-0	Wascomat/GE/SQ	5.5"	\$70
	8-1210-42	Huebsch/Whirlpool		
UG400B	8-1240-0	Dexter, Huebsch	7.84"	\$70
	8-1240-42	Unimac Front Loaders		

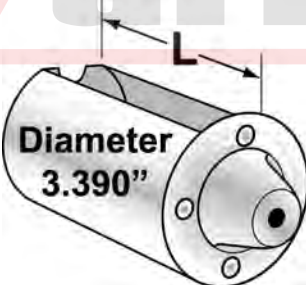


Type	Part No.	Application	L	Capacity
UG800	8-1170-0	Large Capacity	5.875"	\$130
	8-1170-42	Whirlpool w/ Meter Case Plate Removed		
UG800A	8-1175-0	Sears/Kenmore	4.0"	\$70
	8-1175-42	(1975 & Later)		
UG800B	8-1275-0	Maytag Top Load	7.0"	\$150
	8-1275-42	Washer & Dryer (Produced after mid 1996) also Whirlpool Washer & Dryer		



ECONOMY BOXES

Type	Part No.	Application	L	Capacity
MG3000	8-1260-0	Wascomat/GE/SQ	5.5"	\$70
	8-1260-42	Huebsch/Whirlpool		
MG3000A	8-1270-0	Dexter WCH19,	3.515"	\$120
	8-1270-42	WCL25, WCK6, DLC30Q, DLR30Q, DL2X30Q SQ EX218, EX325, EX440 HUEBSCH 32DG UNIMAC FRONT LOADERS		



ROUND BOXES

Type	Part No.	Application	L	Capacity
UG1200	8-1400-0	Whirlpool	4.175"	\$80
UG1200A	8-1420-0	Whirlpool	6.176"	\$135
	8-1420-42	(Long Tray)		

Capacity Is In Quarters

GREENWALD

COMMERCIAL DRYER TIMERS & PARTS

Application	Part No.	Style (Face)	Switch(es)
STANDARD	593155	ROUND	1
SPEED QUEEN	593215	SQUARE	2
SPEED QUEEN	5932225	ROUND	2
DEXTER/MAYTAG	593233	ROUND	2
IDC	593237	ROUND	2
CISSELL	593239	ROUND	2
AMER. DRYER	59331	ROUND	3



ROUND FACE



SQUARE FACE
(permanent press only)

To Order:

1. Specify Timer from table above
2. Specify Voltage: -1 For 115VAC or -2 FOR 230VAC
3. Specify Time (Minutes): -5, -730 (7½), -10 OR -12
4. All Models are 25 ¢. Add -25 at the end of each number.

For Example:

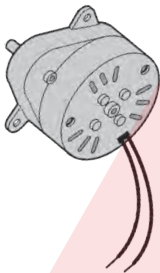
For SPEED QUEEN, ROUND FACE, 2-SWITCH, 115VAC, 5 MINUTE Order: 5932225-1-5-25

For CISSEL, 230VAC, 7½ MINUTE Order: 593239-2-730-25

GET NUMBER
FROM OLD TIMER
IF POSSIBLE.

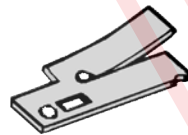
GENERIC
LAUNDRY

TIMER MOTORS FOR 59 SERIES



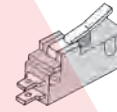
RPM	Part No.
1/60	50-61-1
	230V
1/60	50-61-2

COIN DEFLECTOR



59-0374-3
(KIT 1526 M406297)

COIN METER SWITCHES




ENCLOSED
TYPE

Part No.	for Standard Models
00-6165	Cycle Switch
for Permapress Models	
00-6163	Cycle Switch (M400001)
00-6008	Cycle Switch

PLASTIC MOTOR CAMS FOR 59 SERIES METERS

SELECT YOUR OWN ON-TIME-PER-COIN



Part No.	No./Pins	Special Pin Count (Cuts Req'd)
59-439-6	6	1,2,3
59-439-8	8	4
59-439-9	9	
59-439-10	10	5
59-439-12	12	

Divide the reciprocal of the motor speed (RPM) by the number of pins on the cam to find time (minutes) per coin. Cam pins may be cut off to alter timing.

SERVICE PANEL LOCKS & KEYS

Brand	Application	Key	Lock & Key
General Electric	Service Door	GR100 (8-20-100)	74-1027-32-100
Whirlpool	Service Door	GR777 (8-20-777)	68-1174-32-777
Speed Queen	Service	GR800 (8-20-800)	74-1027-32-800
Sears/Kenmore	Service	GR900 (8-20-900)	68-1174-32-900
Sears/Kenmore	Service	GR999 (8-20-999)	68-1174-32-999
Maytag	Service	8-20-16	7-35-32



Coin drops & coin activated starters also available

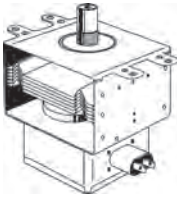
© 1971 - 2023 w.d. armstrong corp.

MICROWAVE OVEN PARTS

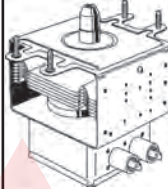
MAGNETRON

10QBP0228

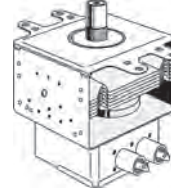
4.1 KV
700-800
WATTS




REPLACES
2B71165D,
2M14-19



10QBP0229
4.1KV
700-850 WATTS



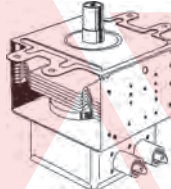
10QBP0231
4.1 KV
700-850 WATTS
REPLACES
2M172HE' 2M240H



10QBP1003
4.35 KV
900-1000 WATTS

REPLACES

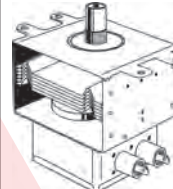
2M261-M16, 2M261-M32F, 2M269-M32F,
2M261-M32J, 2M261-M32JP,
2M261-M32JY, 2M248H, MZA291WREO



10QBP0230
4.1 KV
700-850 WATTS

REPLACES

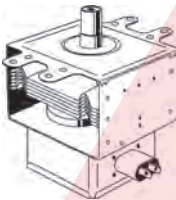
FV-MZ0111WRKO, FV-MZ0144MRKO,
RV-MZ0144MRKO, RV-MZ0154WREO,
RV-MZ0161WREO, 13509955, OM75S11,
2M107A301, 2M157MA, 2M217JB,
2M220M11, 2039-001131, 2039-0011318,
2039-001-1619, and many more.



10QBP0232
4.1 KV
700-850 WATTS

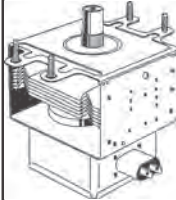
REPLACES

311-5977, 2M204M1, 2M204M1S,
2M210MIS, 2M210M1, 2M210M1C,
2M210M1C1, 2M210M1S, 2M210M1SA,
2M216HL, 72039-001-1558, 72039-001-155,
72039-001-1558.



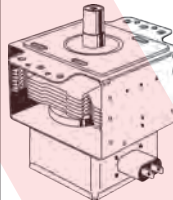
10QBP0234
4.1 KV
700-850 WATTS

REPLACES
2M208J &
2M208JB



10QBP1000
4.3 KV
1000 WATT

REPLACES
2M248J,
2M246J



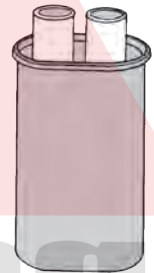
10QBP1006
4.35 KV
1000 WATTS

REPLACES
2M246-01AMT,
2M248J(GS),
2M282J(LG),
2M292J(LG)

MICROWAVE CAPACITORS w/1/4" TERMINALS

Dimension: 1.25" x 2.00" x 3.00"

Part No.	Value	Volts
13QBP21085	.85 μ F	2100
13QBP21090	.90 μ F	2100
13QBP21095	.95 μ F	2100
13QBP21100	1.0 μ F	2100
13QBP21105	1.05 μ F	2100



MICROWAVE OVEN LAMPS



26QBP0542
MOL 2 1/4".
Intermediate base.
Clear. 25W. 120V.



26QBP0544
MOL 2-5/16".
Intermediate base.
Clear. 40W. 120V.



26QBP3236
MOL 2 3/8". Intermediate
base. 40W. 130V.

MICROWAVE OVEN PARTS



DIODE

Popular in PANASONIC. 550 MA 12 KV.
#8 Ring Terminal X 3/16" Female Quick Disconnect Terminal.

11QBP0234



DIODE

Popular in AMANA Commercial. 550 MA 12 KV.
#8 Ring Terminal X 1/4" Male Quick Disconnect Terminal.

11QBP0235



DIODE

Heavy Duty 550MA 12 KV Rating For Replacement in all Domestic use Microwave Ovens. #8 Ring Terminal X 1/4" Female Push On. Samsung DE91-70063D

11QBP0236



DIODE

350MA 12 KV Rating For Goldstar Microwave Ovens. #8 Ring on Branded side, Heat shrink tubing on non-branded side. 3-5/16" Long.

6021W3B001U



DIODE

350MA 12KV With "Y" Lead For Direct Replacement On Many Microwave Ovens of Asian Origin.

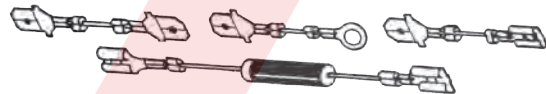
11QBP0530



DIODE

Heavy Duty 550MA 12 KV Rating For Replacement in all Domestic use Microwave Ovens. #8 Ring Terminal X 1/4" Female Push On w/ Extra Long Lead for Universal Replacement.

11QBP0529



Universal Diode Kit Fits 95% of All Domestic Microwaves

11QBPUNIV

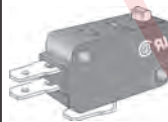
TOUCH UP BOTTLE
98QBP0303
SNOW WHITE (Bright White)
98QBP0301
PEARL WHITE (Off-White)



6 OZ SPRAY CAN
98QBP0302
SNOW WHITE (Bright White)
98QBP0300
PEARL (Off White)



INTERLOCK/LAMP SWITCH
SPDT NO/NC 15 AMPS 125/250 VOLT



Part No. Terminals
28QBP0495 3/16"
28QBP0496 1/4"

UNIVERSAL APPLICATION
SPDT Normally Open/ Normally Closed.

LIGHT PRESSURE 15A 125/250V

Part No. Terminals
28QBP0493 3/16"
28QBP0494 1/4"

NORMAL PRESSURE 21A 125/250V

Part No. Terminals
28QBP0491 3/16"
28QBP0492 1/4"

MICROWAVE FUSES



Part No.	Amps	Action
CF15SB	15	Slow Blow
CF15FB	15	Fast Blow
CF20SB	20	Slow Blow
CF20FB	20	Fast Blow

See Page 231
for More Fuses

MAGIC LIGHTS

- You 'll know right away if microwave is working
- Checks power settings
- No batteries
- Finds hot and cold spots
- Easy to use
- Fun to watch




MAGIC LIGHTS LIGHTS UP TO SHOW YOU WHAT'S GOING ON INSIDE ANY MICROWAVE OVEN

4750

VENT HOOD FILTERS

ALL SIZES AVAILABLE


RBF-BASKET SHAPED FILTER



RBF
FILTER

Part No	L	W	T	Light
RBF0801	8 ³ / ₄	10 ¹ / ₂	3/32	

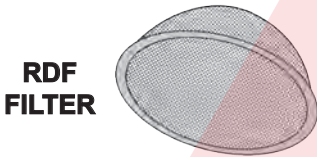
RCP-POLYSORB CARBON FILTER



RCP
FILTER

RCP0205	2 ¹ / ₂	11	3/8	
RCP0303	3 ¹⁵ / ₁₆	8 ¹¹ / ₁₆	3/8	
RCP0304	3 ⁷ / ₈	6 ¹ / ₈	3/8	
RCP0410	4 ¹³ / ₁₆	7 ¹¹ / ₁₆	3/8	
RCP0415	5	7 ³ / ₄	3/8	
RCP0546	5 ¹ / ₈	5 ³ / ₈	3/8	
RCP0611	6 ¹ / ₈	11 ¹ / ₈	3/8	
RCP0806	8 ³ / ₄	10 ¹ / ₂	3/8	
RCP1008	10 ⁷ / ₁₆	11 ⁷ / ₁₆	3/8	

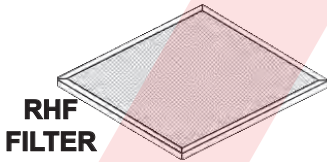
RDF-DOME SHAPED FILTER



RDF
FILTER

RDF1004	D=10 ¹ / ₂ H=3 ¹ / ₄		3/32	
---------	--	--	------	--

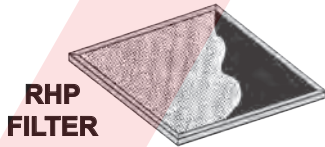
RHF-ALUMINUM GREASE FILTER



RHF
FILTER

RHF0438	4 ²³ / ₃₂	13	3/32	
RHF0503	4 ¹ / ₁₆	7 ⁵ / ₈	3/32	
RHF0525	5 ⁵ / ₁₆	13 ³ / ₈	3/32	
RHF0546	5 ²⁹ / ₃₂	7 ⁷ / ₈	3/32	
RHF0608	6 ⁵ / ₈	11 ⁵ / ₈	3/8	
RHF0715	7 ³ / ₄	9 ¹ / ₁₆	3/32	
RHF0807	8 ⁷ / ₁₆	11 ¹ / ₄	3/8	
RHF0810	8 ³ / ₄	10 ¹ / ₂	3/8	
RHF0914	9 ⁷ / ₈	11 ¹¹ / ₁₆	3/8	
RHF1012	10 ⁷ / ₁₆	11 ⁷ / ₁₆	3/8	
RHF1109	11 ³ / ₈	14	3/32	

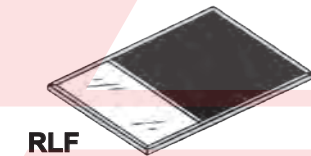
RHP-COMBINATION POLYSORB/ CARBON FILTER



RHP
FILTER

RHP0303	3 ⁹ / ₁₆	8 ⁵ / ₁₆	3/8	
RHP0804	8 ³ / ₄	10 ¹ / ₂	3/8	

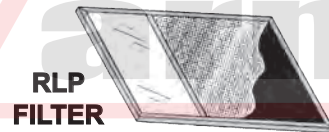
RLF- ALUMINUM W/ LIGHT LENS



RLF
FILTER

RLF1123	11 ³ / ₈	11 ³ / ₄	3/8	3
---------	--------------------------------	--------------------------------	-----	---

RLP-COMBO POLYSORB/CARBON W/LIGHT LENS FILTER



RLP
FILTER

RLP1102	11 ⁷ / ₁₆	11 ¹³ / ₁₆	3/8	3 ¹ / ₄
---------	---------------------------------	----------------------------------	-----	-------------------------------

RRF- ROUND SHAPED FILTER




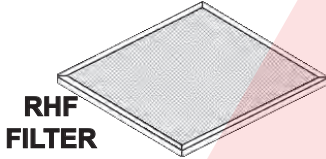
RRF
FILTER

RRF0903	D=9 ¹ / ₂		3/32	w/grommet
---------	---------------------------------	--	------	-----------

RANGEHOOD FILTERS

EXACT REPLACEMENTS FOR BOSCH, LG, & SAMSUNG

<u>Part No</u>	<u>L</u>	<u>W</u>	<u>T</u>	<u>Description</u>
RHF961A	2.13"	9.8"	0.312"	Bosch 353110
RCP0205	2½	11	3/8	LG 5230W2A003A
RCP0410	4 ¹³ / ₁₆	7 ¹¹ / ₁₆	3/8	LG 5230W1A011C
RHF0503	4 ¹ / ₁₆	7 ⁵ / ₈	3/32	LG5230W1A012B
RCP0611	6 ¹ / ₈	11 ¹ / ₈	3/8	Samsung DC33-30016A



VENT HOOD FILTERS

Made To Order

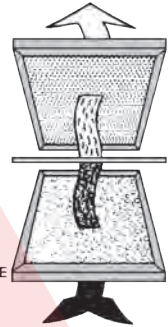
Your Armstrong Wholesaler is equipped to fabricate rectangular aluminum and charcoal cooking filters. For special sizes measure to the nearest 1/16 inch.

CLEAN AIR

CHARCOAL
FILTER
ELIMINATES
COOKING ODOR

FIBERGLASS
FILTER
TRAPS SMOKE
PARTICLES

ALUMINUM
FILTER
REMOVES GREASE

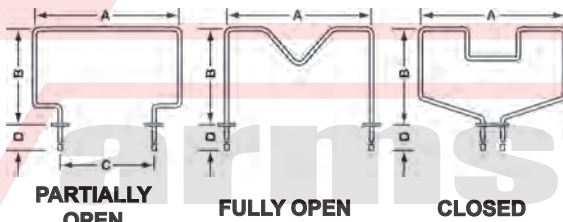


FUMES FROM COOK TOP

**COOKING
DOMESTIC**

BAKE & BROIL ELEMENTS

BAKE UNITS

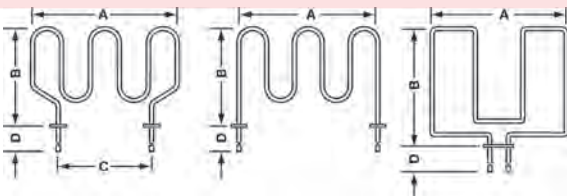


**PARTIALLY
OPEN**

FULLY OPEN

CLOSED

BROIL UNITS



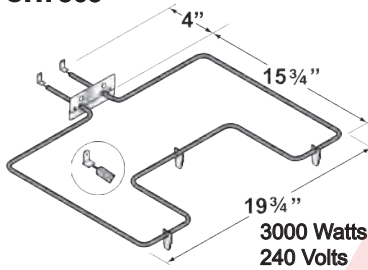
Our Complete Line of
BAKE & BROIL OVEN ELEMENTS
Can be found by visiting our
web site.

<http://www.wdarmstrong.com/bandb.htm>

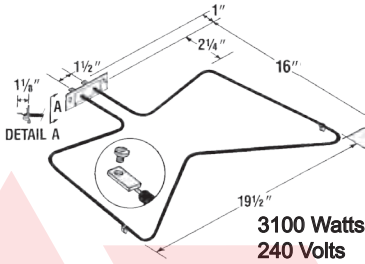
**Dimensional Research is Available
by Shape and Size**

BAKE & BROIL ELEMENTS

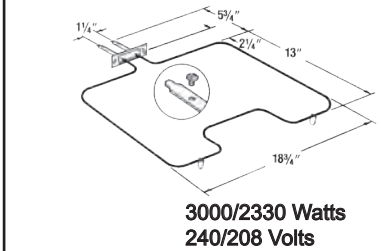
CH7865



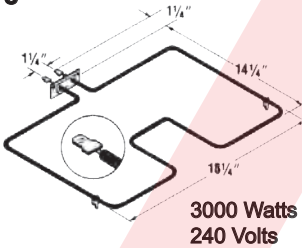
RP641



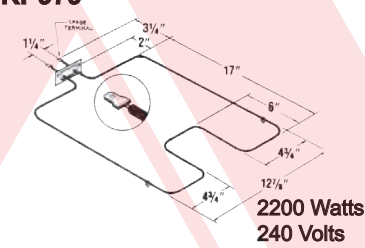
RP783



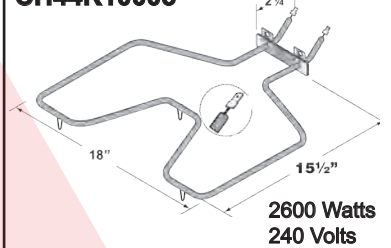
RP978



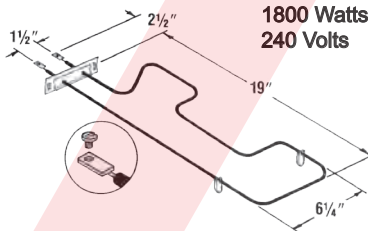
RP979



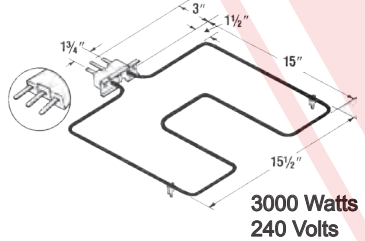
CH44K10005



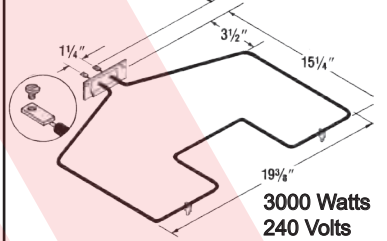
CH44X195



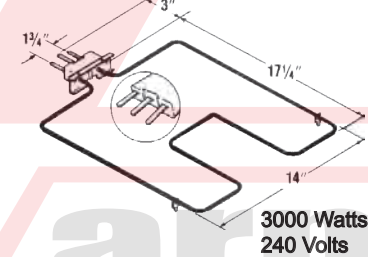
CH44X5019



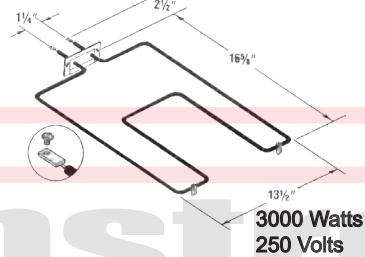
RP44X126



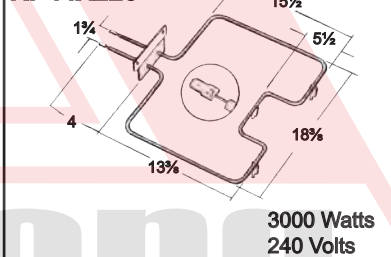
RP44X142



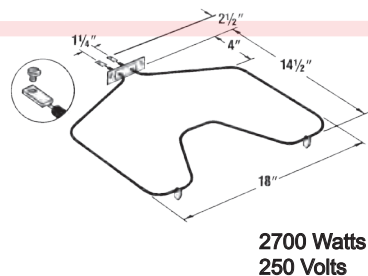
RP44X200



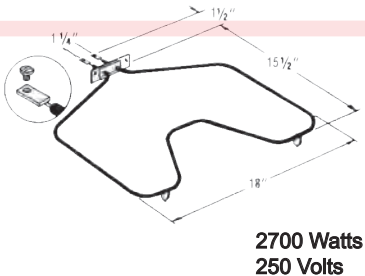
RP44X228



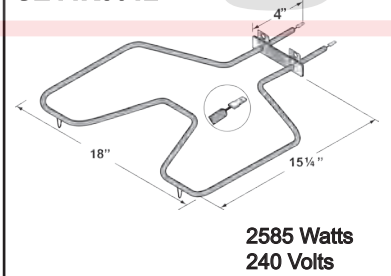
RP44X5082



RP44X5099

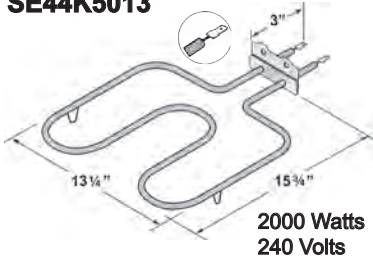


SE44K5012

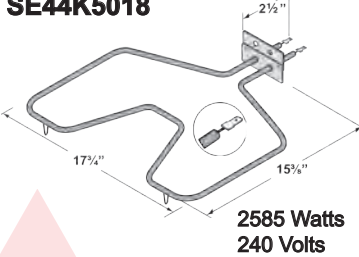


BAKE & BROIL ELEMENTS

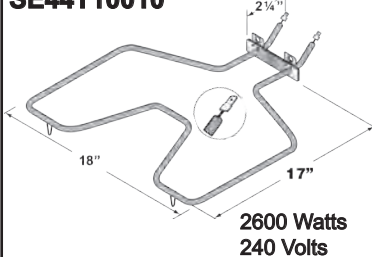
SE44K5013



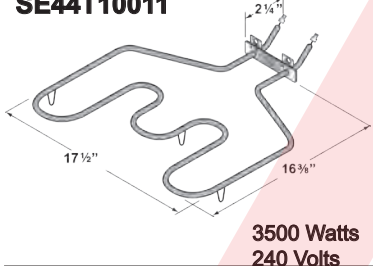
SE44K5018



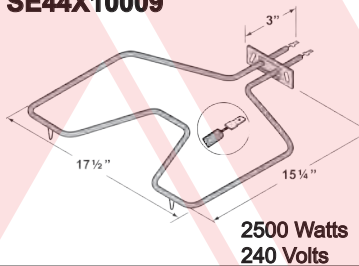
SE44T10010



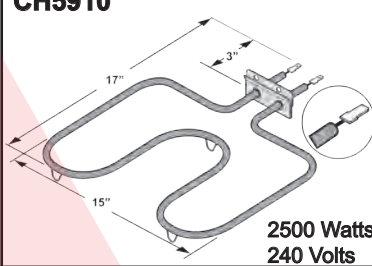
SE44T10011



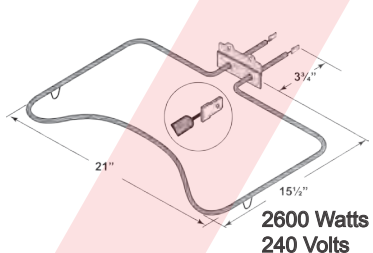
SE44X10009



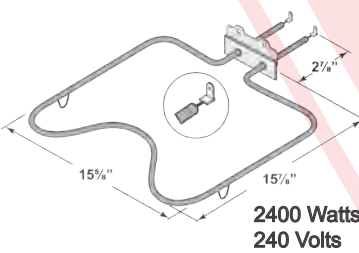
CH5910



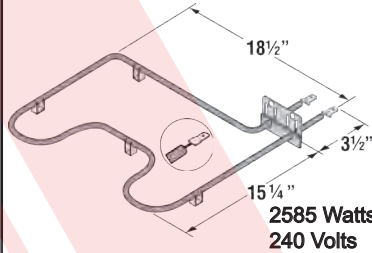
CH6377



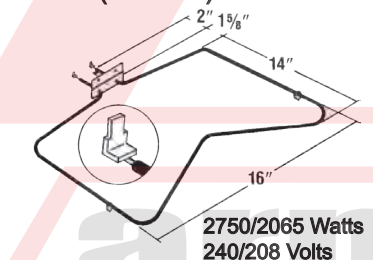
CH6388



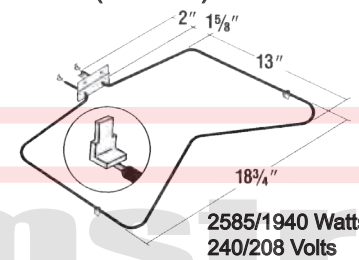
CH7877



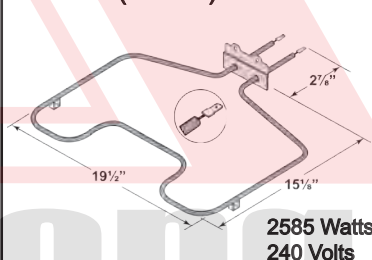
RP856 (CH5829)



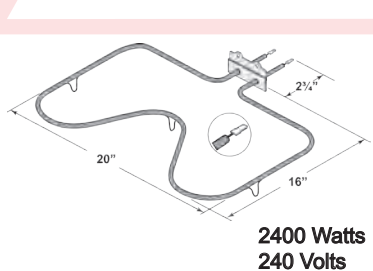
RP798 (CH5830)



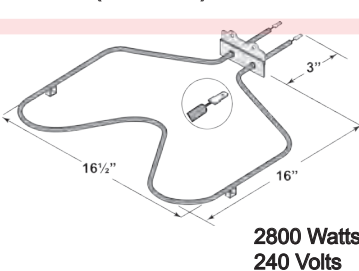
CH2858 (RP777)



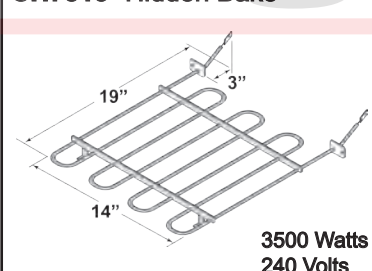
CH7789



RP790 (CH4836)



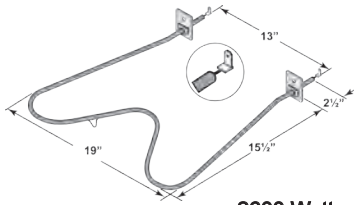
CH7815 "Hidden Bake"



COOKING
DOMESTIC

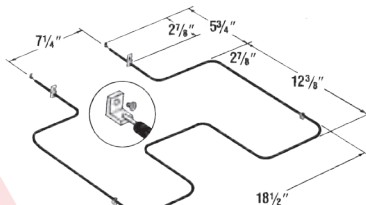
BAKE & BROIL ELEMENTS

CH6078



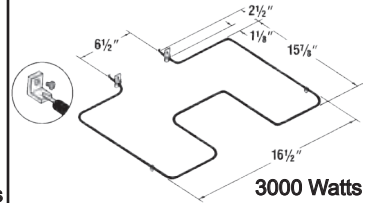
**2600 Watts
240 Volts**

RP584



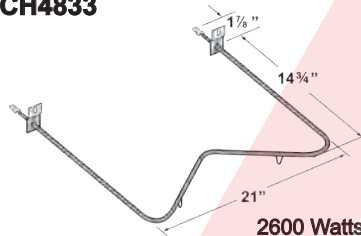
**3100 Watts
250 Volts**

RP718 (CH2866)



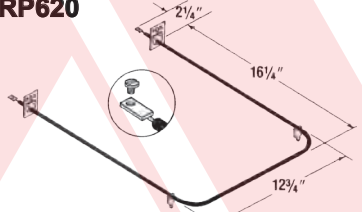
**3000 Watts
240 Volts**

CH4833



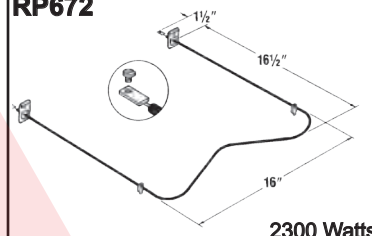
**2600 Watts
240 Volts**

RP620



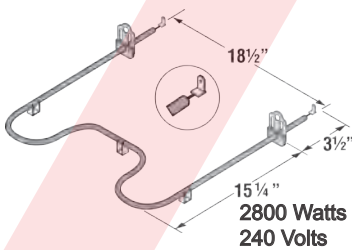
**2200 Watts
240 Volts**

RP672



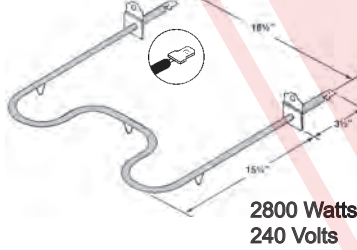
**2300 Watts
240 Volts**

CH7279



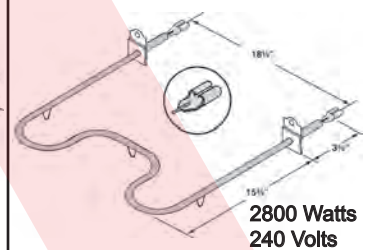
**2800 Watts
240 Volts**

SE3019 (CH6372)



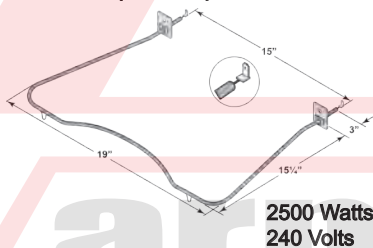
**2800 Watts
240 Volts**

SE3020 (CH6406)



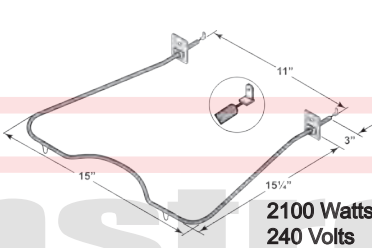
**2800 Watts
240 Volts**

CH2860 (RP841)



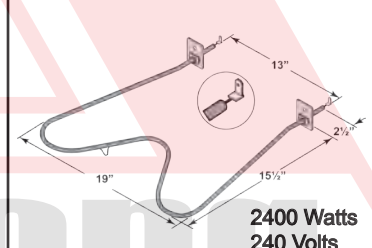
**2500 Watts
240 Volts**

CH3658 (CH687)



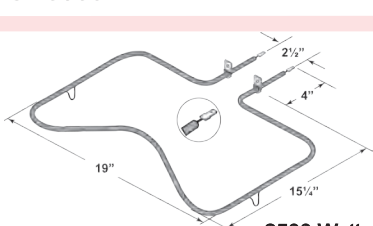
**2100 Watts
240 Volts**

CH4879 (RP837)



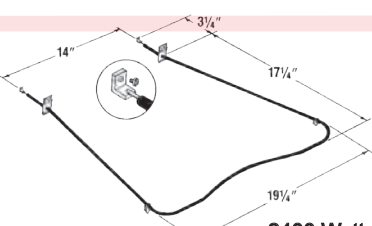
**2400 Watts
240 Volts**

CH5853



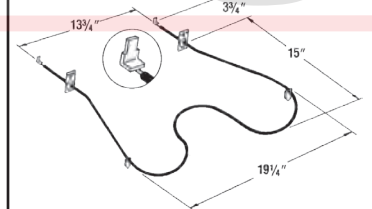
**2500 Watts
240 Volts**

RP629



**2400 Watts
240 Volts**

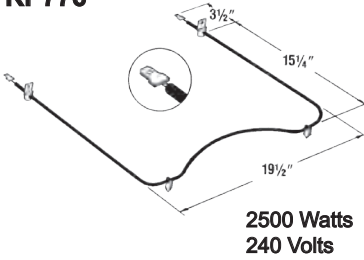
RP775



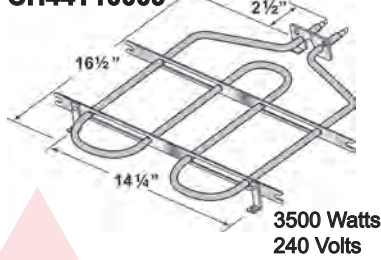
**2400/1800 Watts
240/208 Volts**

BAKE & BROIL ELEMENTS

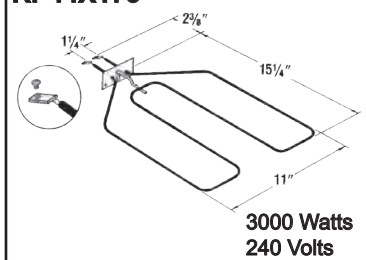
RP776



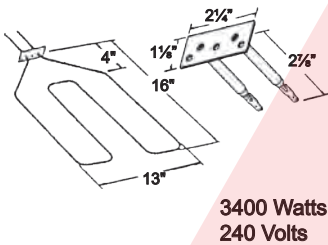
CH44T10009



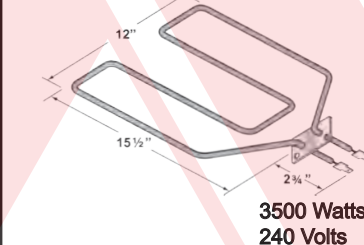
RP44X173



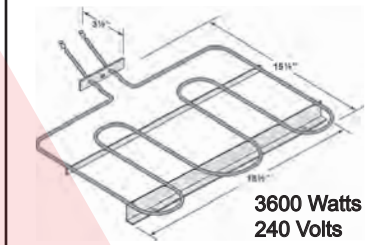
SE44K5009



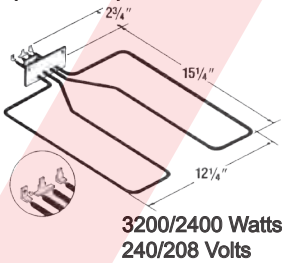
SE44X10015



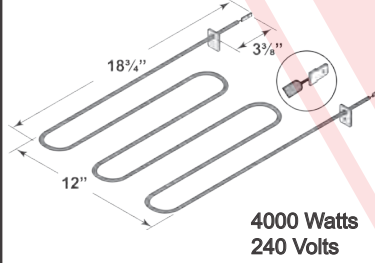
CH7728



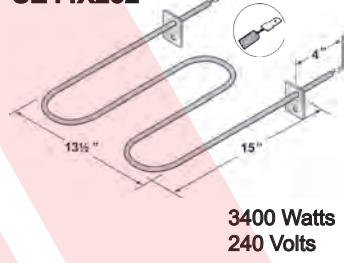
RP854 (CH5846)



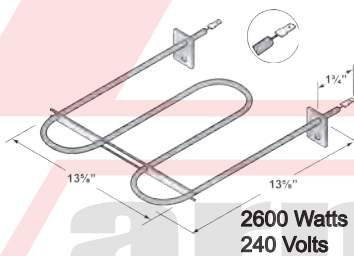
CH3301



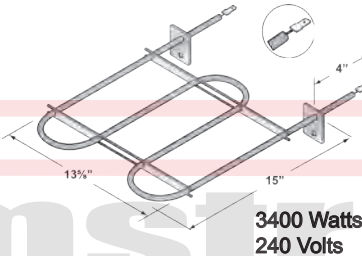
SE44X232



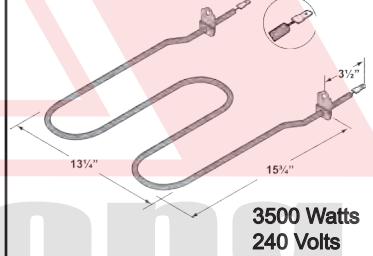
CH4835



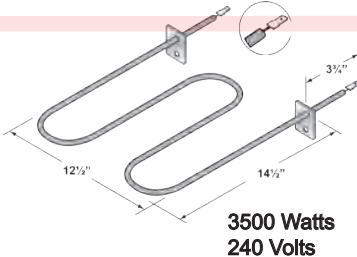
CH5855



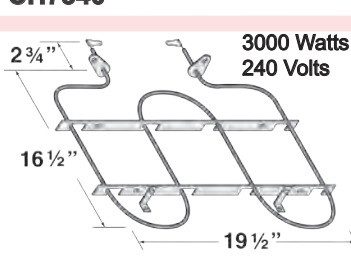
CH6373



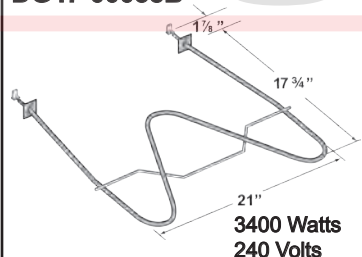
CH6418



CH7340



DG47-00038B

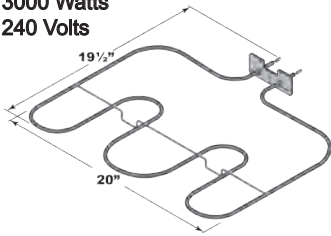


COOKING
DOMESTIC

BAKE AND BROIL ELEMENTS FOR LG & VIKING

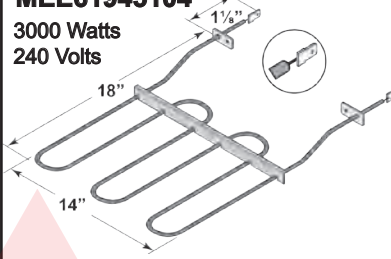
MEE36593202

3000 Watts
240 Volts



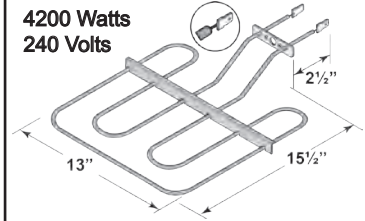
MEE61945104

3000 Watts
240 Volts



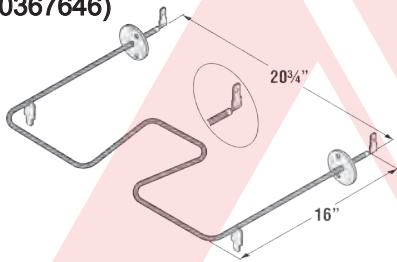
MEE62306504

4200 Watts
240 Volts



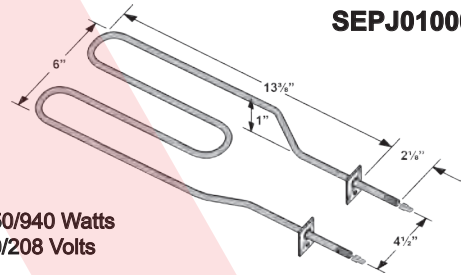
CH7646 (00367646)

2600 Watts
240 Volts



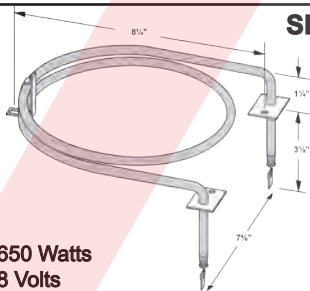
SEPJ010001

1250/940 Watts
240/208 Volts



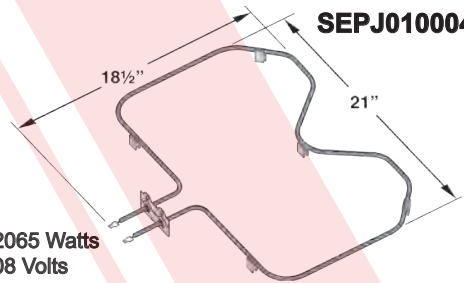
SEPJ010003

2200/1650 Watts
240/208 Volts



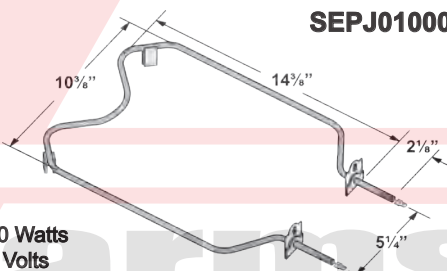
SEPJ010004

2750/2065 Watts
240/208 Volts



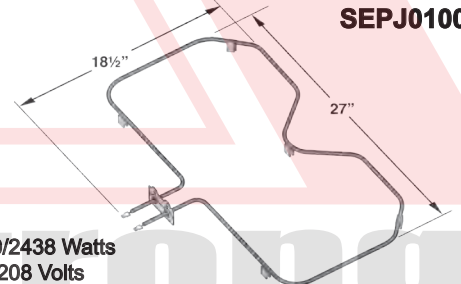
SEPJ010005

1750 Watts
240 Volts



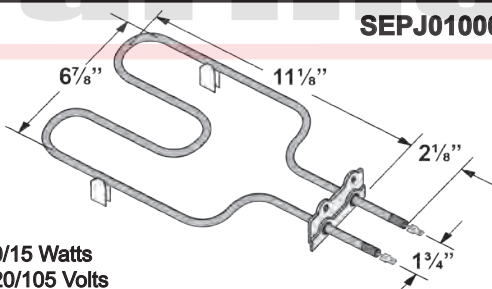
SEPJ010006

3250/2438 Watts
240/208 Volts



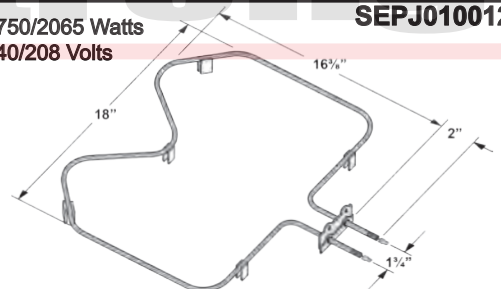
SEPJ010007

20/15 Watts
120/105 Volts



SEPJ010012

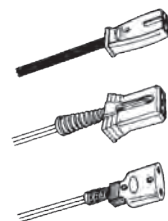
2750/2065 Watts
240/208 Volts



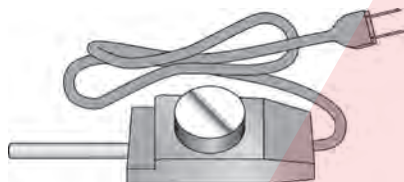
SPECIALTY ELECTRICAL SUPPLIES

APPLIANCE CORDS WITH PLUGS

<u>Part No.</u>	<u>Cord Type</u>	<u>Length</u>	<u>Contact Rating</u>	<u>Spacing</u>
09303 (04772)	18/2 HPN	2'	1250W 10A-125V	1/2"
09306 (04676)	18/2 HPN	6'	1250W 10A-125V	1/2"
09316 (04636)	18/2 HPN	6'	1250W 10A-125V	11/16"
09326 (04796)	16/2 HPN	6'	1875W 15A-125V	1 1/8"



PROBE THERMOSTAT ASSEMBLY



Replace probes in 80% of fry pans, waffle irons, griddles, deep fryers. 20 Amp, 115 Volt. Fits electric grills

P500

UL858 SURFACE UNITS



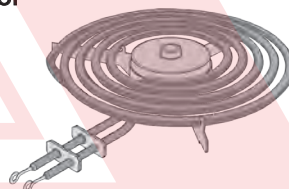
Surface Units include thermistor required by UL858 to increase the prevention of overheating & fires

<u>Part No.</u>	<u>Description</u>
MTP13TYA	240V/1300W 6" Surface Unit 405948/W11199519
MTP21TYA	240V/2150W 8" Surface Unit 405956/W11199518

COOKING
DOMESTIC

Range Surface Element Safety Burners for Frigidaire

This element has temperature limiting capabilities to reduce the risk of cooktop oil and grease fires.

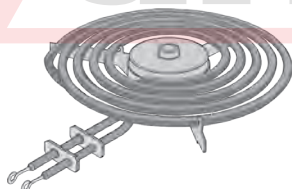


<u>Part No.</u>	<u>Description</u>
5304516159	240V/2150W 8" Surface Unit
5304516160	240V/1300W 6" Surface Unit

armstrong

Range Surface Element Safety Burners for GE

This element has temperature limiting capabilities to reduce the risk of cooktop oil and grease fires.



<u>Part No.</u>	<u>Description</u>
WB30X31057	240V/2150W 8" Surface Unit
WB30X31058	240V/1300W 6" Surface Unit

RANGE PARTS



LO-RISE
(with ring)

REPLACEMENT FOR ELECTRIC RANGES


Most Popular Replacements For Free Standing & Built-In Models

<u>Part No.</u>	<u>Size</u>	<u>Watts</u>	<u>Volt</u>
CH30X356	6"	1325	240
CH30X354	8"	2125	240

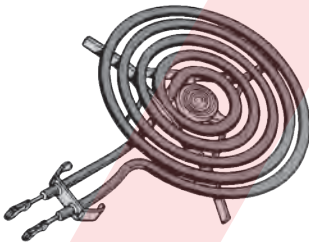
HI-RISE (without ring)

Used On Built-In Models. For Replacement Rings
See Page 518.

<u>Part No.</u>	<u>Size</u>	<u>Watts</u>	<u>Connection</u>	<u>Volts</u>
CH30X342	6"	1325 W	3 Wire	240 V
CH30X341	8"	2125 W	3 Wire	240 V
CH30X359	6"	1325 W	2 Wire	240 V
CH30X348	8"	2350 W	2 Wire	240 V



PLUG-IN

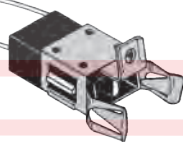


<u>Part No.</u>	<u>Size</u>	<u>Watts</u>	<u>Volt</u>
<i>USE WITH WB17X5051 WHITE PORCELAIN BLOCK</i>			
CH30X218	6"	1325 W	240 V
CH30X219	8"	2350 W	240 V
<i>USE WITH WB17X5113 BLACK PLASTIC BLOCK</i>			
CH30M1	6"	1325 W	240 V
CH30M2	8"	2350 W	240 V

SURFACE UNIT BLOCKS FOR GE - HOTPOINT

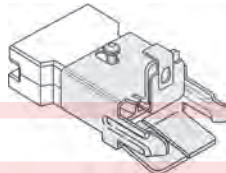
PLASTIC BLOCK

WB17X5113
Used with
WB30M1 &
WB30M2

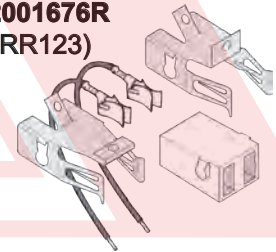


CERAMIC SURFACE BLOCK

WB17X5051
Used with
WB30X218 &
WB30X219

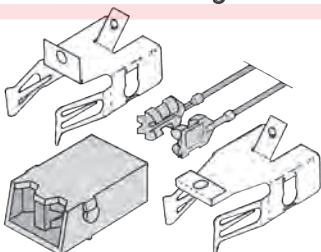


CERAMIC BLOCK
12001676R
(RR123)



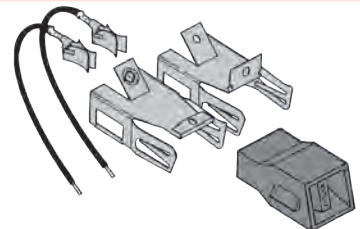
UNIVERSAL SURFACE UNIT RECEPTACLES FOR MANY BRANDS

Kit comes complete with plug in block, wires and terminals, porcelain wire connectors, extended heat shrink tubing and two different brackets. These brackets enable kit to replace many different plug-in surface unit blocks.



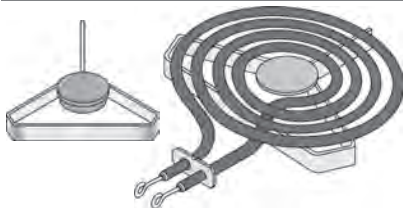
HEAVY DUTY
RR331

RR117



SURFACE UNITS

SINGLE COIL - PLUG IN UNIT



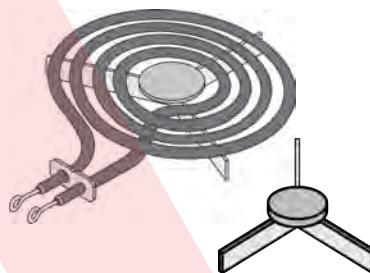
This type unit was used by most manufacturers since 1962. Now you can have an exact replacement for most ranges at **Armstrong's** low prices.

<u>Part No.</u>	<u>Style</u>	<u>Watts</u>
SP12MA	3 turns 6"	1250
MP15MA	4 turns 6"	1500
SP21MA	4 turns 8"	2100
MP21MA	5 turns 8"	2100
MP26MA	5 turns 8"	2600

ECONOMY PLUG IN

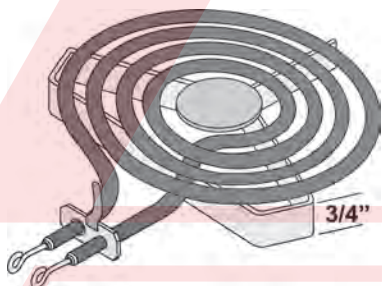
This type unit comes with the same high Quality element rod but with Y bracket

<u>Part No.</u>	<u>Style</u>	<u>Watts</u>
SP12YA	3 turns 6"	1250
SP21YA	4 turns 8"	2100
MP15YA	4 turns 6"	1500
MP21YA	5 turns 8"	2100
MP26YA	5 turns 8"	2600



COOKING
DOMESTIC

SPECIAL "CANNER" UNIT

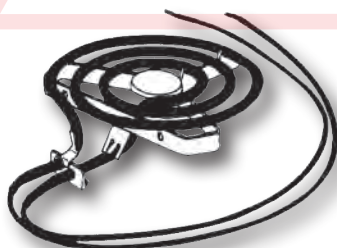


Features 3/4" high support, unit surface 1/4" higher than standard units. Improves circulation and supports heavier pots and pans.

<u>Part No.</u>	<u>Style</u>	<u>Watts</u>
MP26KA	5 turns 8"	2600

armstrong

SINGLE COIL - WIRES ATTACHED

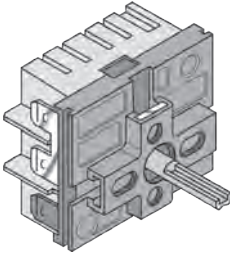


This type unit comes with wires attached.
Direct replacement for many brands.

<u>Part No.</u>	<u>Style</u>	<u>Watts</u>
SM12MD	3 turns 6"	1200
SM21MD	4 turns 8"	2100

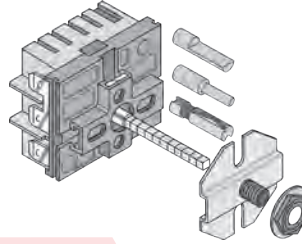
SURFACE UNIT INFINITE SWITCHES

INFINITE SWITCHES for SAMSUNG

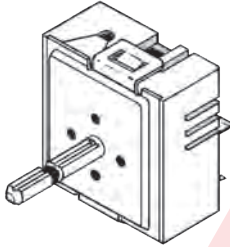


DG44-01002A
(MDSA-W21-SKM)
Energy Regulator Switch

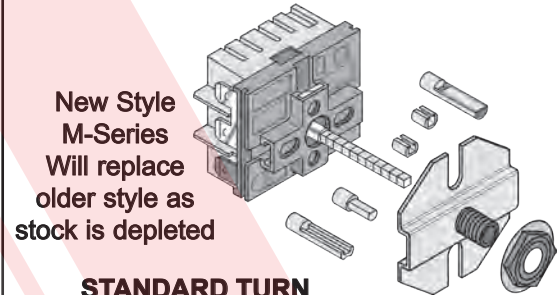
UNIVERSAL INFINITE SWITCH



- Invensys new style
 - Low profile
 - Double Line Break
- ER5500200M**

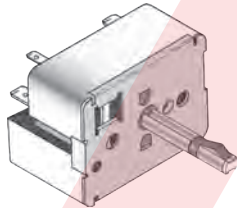


DG44-01008A
"EGO" STYLE
DUAL RIBBON
Energy Regulator Switch



New Style
M-Series
Will replace
older style as
stock is depleted

DG44-01009A
KING SEELEY STYLE
Infinite Switch
Load Rated 4.4-5.8 Amps.
240 Volts.
1250 Watts.




STANDARD TURN

Part No.	Volts	Rot.
5500-202M	230	CW
5500-102M	115	CW

PUSH -TO-TURN

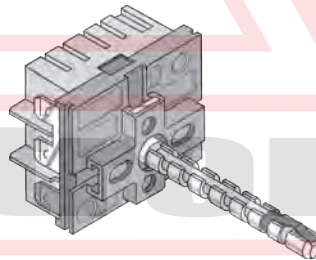
5500-200M	230	CW
-----------	-----	----

INFINITE SWITCHES for Whirlpool



All kits are complete with mounting screws,
full instructions and adapters for using original
knob.
Break-off shaft to match original shaft length.


Part No.	Reference	Amps	Fig. 8 Shaft
3149399	6604-AF19	8.9-11	1/4"
3149400	6604-AF38	8.9-11	13/16"
3149401	811430	5.2-6.6	1/4"
3149404	6604-AF23	5.2-6.6	15/16"



INF-8
2 1/4" Long
5501-378M
Break-off shaft to fit
1/4" "Fig. 8" knobs

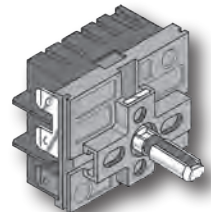
W10857622

Replaces MDSA-W704-UNM D Shaft



WPW10434452

Replaces MDSA-W171-UNM Fig. 8 Shaft



APPLIANCE WIRE


2 & 3 Strand Twisted Wire

The most popular gauges of service wire are available in a variety of lengths. This wire is available in cross-link polyethylene or high temperature glass braided silicone rubber insulation. UL listed, CSA approved.

CAUTION: In choosing replacement wire be certain that the voltage and temperature ratings meet original wire specifications.



**Cross Link
Polyethylene**



**Glass Braided
Silicone Rubber**

3-Strand Glass Cross Link Polyethylene

<u>Part No.</u>	<u>Length</u>	<u>Gauge</u>	<u>Max Volts</u>	<u>Max Temp.</u>	<u>Color</u>
SE0512P	5'	12	600	260°F or 125°C	Black/Red/White
SE2512P	25'	12	600	260°F or 125°C	Black/Red/White
SE5012P	50'	12	600	260°F or 125°C	Black/Red/White
SE2514P	25'	14	600	260°F or 125°C	Black/Red/White
SE5014P	50'	14	600	260°F or 125°C	Black/Red/White

3-Strand Glass Braided Silicone Rubber

<u>Part No.</u>	<u>Length</u>	<u>Gauge</u>	<u>Max Volts</u>	<u>Max Temp.</u>	<u>Color</u>
SE0512G	5'	12	600	400°F or 200°C	Black/Red/White
SE2512G	25'	12	600	400°F or 200°C	Black/Red/White
SE5012G	50'	12	600	400°F or 200°C	Black/Red/White
SE0514G	5'	14	600	400°F or 200°C	Black/Red/White
SE2514G	25'	14	600	400°F or 200°C	Black/Red/White
SE5014G	50'	14	600	400°F or 200°C	Black/Red/White

HIGH TEMPERATURE (900°) NON-INSULATED TERMINALS



**No. 10
Stud**

Pack of 100

<u>Part No.</u>	<u>Wire</u>
T1115C	16-14
T1117C	12-10



**Standard
1/4"**

Pack of 100

<u>Part No.</u>	<u>Wire</u>
T1113C	16-14
T1114C	12-10



**Standard
1/4"**

Pack of 100

<u>Part No.</u>	<u>Wire</u>
T1111C	16-14
T1112C	12-10

ELECTRIC PANS AND RINGS

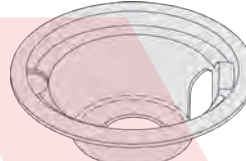
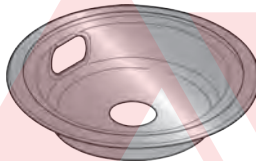


6"
8"
**SMALL 6GE
LARGE 8GE
PAN**

**GT6
GT8
RING**

**SMALL 6GEP
LARGE 8GEP
PORCELAIN PAN**

**GT6P
GT8P
PORCELAIN RING**

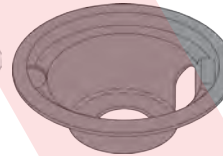
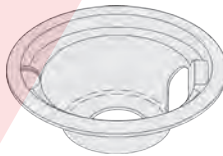
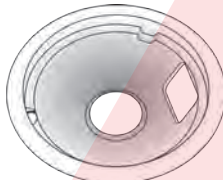


6"
8"
**5010-6
5011-8
BOWL**

**4010-6
4011-8
PORCELAIN BOWL**

**5075-6
5076-8
BOWL**

**DP107
DP106
BOWL**



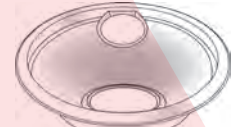
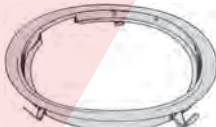
6"
8"
**DP5024
DP5025
BOWL**

**DPM16
DPM15
BOWL**

**(2) DPM16
(2) DPM15
DPGEC Kit**

**DPM20
DPM19
PORCELAIN BOWL**

**(2) DPM20
(2) DPM19
DPGEC Kit**



6"
8"
**SMALL FT6
LARGE FT8
RING**

**WT6
WT8
RING**

**WD6W
WD8W
BOWL**

**DP8414
DP8413
BOWL**

PANS AND RINGS

Part No.

6GE

6GEP

8GE

8GEP

GT6

GT8

GT6P

GT8P

4010-6

4011-8

5010-6

5011-8

Part No.

5075-6

5076-8

DP107

DP106

DP5024

DP5025

DPM16

DPM15

DPM20

DPM19

Part No.

FT6

FT8

WT6

WT8

WD6W

WD8W

DP8414

DP8413

DPGEC

DPGEP

ELECTRIC PANS AND RINGS



6"
8"
701-6
700-8
BOWL



DP6406
DP6405
BOWL



DP0353
DP0350
PORCELAIN BOWL



UKT6
UKT8
RING

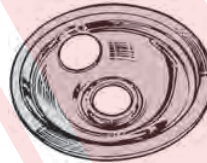
UNIVERSAL REPLACEMENTS



6"
8"
SMALL 6CH
LARGE 8CH
PAN



SMALL 6CHP
LARGE 8CHP
PAN



SMALL WD6
LARGE WD8
BOWL



WD6P
WD8P
PORCELAIN BOWL

COOKING
DOMESTIC

Part No.

700-8 _____
701-6 _____
DP6406 _____
DP6405 _____
DP0353 _____
DP0350 _____

Part No.

UKT6 _____
UKT8 _____
6CH _____
8CH _____
6CHP _____
8CHP _____

Part No.

WD6 _____
WD6P _____
WD8 _____
WD8P _____

Black Heavy Duty Reusable • Non-Stick Oven Liner

OL1400

- Messy spills that bubble over will clean up like magic by just wiping them off the non-stick surface.
- Dishwasher Safe
- Fits ovens up to 30"
- Oven Liner is reversible
- No more messy foil!
- May be cut to fit smaller ovens
- Resists temperatures to 550 F



BROILER PANS FOR GAS AND ELECTRIC

BP3600

Rugged porcelain
broiler pan and insert.

GAS & ELECTRIC KNOBS & KITS



KNOB 2" Dia.
74010205
 1/4" stem Lg.,
 3 o'clock flat, 0.256

74010389
 1/4" stem length,
 10 o'clock flat, 0.256



KNOB 2" Dia.
74007733 (WP7733P410-60)
 1/4" stem length,
 6 o'clock flat, 0.256



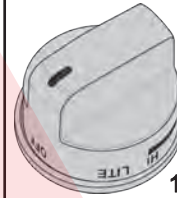
KNOB 1 1/2" Dia.
WP7737P245-60
 1/2" stem length,
 3 o'clock flat, 0.256



74011287
 1/4" stem length,
 6 o'clock flat, 0.256



For LG
EBZ37189609
 1/4" stem length,
 12 o'clock flat, 0.256



For LG
EBZ37189611
 1/4" stem length,
 12 o'clock flat, 0.256

SURFACE UNIT SWITCH KNOB KIT

4-way mount dial kit for Electric. Kit includes: blank Black knob, slip-fit temperature overlay and four stem adapters.

Temperature

Part No. **Range °F**
4590-342 LO 2-3-4-5-6 HI



ELECTRIC THERMOSTAT KNOB KIT

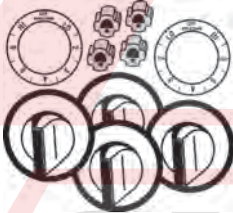
Each kit includes a blank knob, slip fit temperature overlay Three "D" stem adapters and one double flat (clip-spring).



4590-324 Black
4590-325 Chrome

ELECTRIC RANGE KNOB KIT

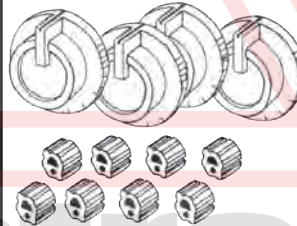
Electric range knob kits are available in the modern SLIP-FIT style. Each kit includes four knobs, eight overlays (4 low-hi and 4 hi-low), and four each of the five most common insert adapters.



Part No. **Color**
4590-763 WHITE
4590-764 BLACK

GAS TOP BURNER KNOB SETS

Standard "D" stem knobs with center adapters to fit the four basic flat locations-flat up, down, left, right. Long and short adapters allow for many common lengths of burner valve shafts.



Each Knob set includes 4 knobs and 8 stem adapters.
4590-046 Black

GAS RANGE MODERNIZATION KNOB KIT

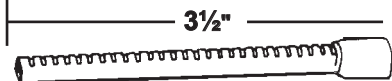
Kit includes 5 knobs, 4 top burner knobs and one oven thermostat knob.

4590-210 White
4590-211 Black



STEM LENGTH EXTENDER **4590-705**

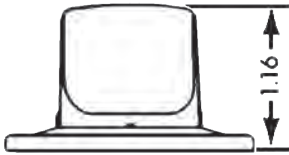
For extending valve shaft when old knob hand long shank.



BUILD YOUR OWN KNOBS

• STEP ONE SELECT PROPER KNOB

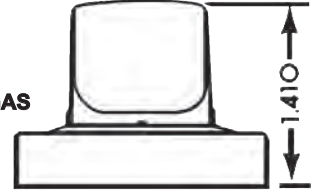
KNOBES 6 PER PAK



* ELECTRIC



+ GAS



Part No. Color

* 4590-500 WHITE

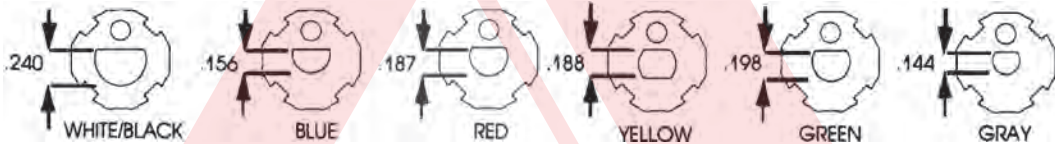
* 4590-501 BLACK

Part No. Color

+ 4590-503 WHITE

+ 4590-504 BLACK

• STEP TWO SELECT PROPER INSERT



INSERTS 6 PER PAK

Part No.*	Stem Flat Height	Insert Length	Insert Color
4590-600	.240	.400"	WHITE
4590-601	.240	.625"	BLACK
4590-602	.156		BLUE
4590-603	.187		RED
4590-604	.188**		YELLOW
4590-605	.199+	.400"	GREEN
4590-606	.143(G.E.)		GRAY

* Order Number includes 6 inserts per package

** Clip-spring or Double Flat

+(Also used for 1/4" gas stem applications.)

COOKING
DOMESTIC

• STEP THREE SELECT PROPER OVERLAY

THERMOSTAT CW TO TURN OFF

THERMOSTAT CCW TO TURN OFF



4590-400 series



SWITCH CW TO HIGH

SWITCH CCW TO HIGH

OVEN SELECTOR SWITCH



Prices subject to change without notice


© 1971 - 2023 w.d. armstrong corp.

EXACT REPLACEMENTS FOR BROWN RANGE

REPLACEMENT BURNER SWITCHES FOR BROWN RANGE

Current Sensing Type

Part No.	Burner	Amps @ 240V
ER1841L61	6" Small	5.2 - 6.25
ER1841L62	8" Large	8.8 - 10.8



Oven Thermostat Kits

factory i.d. (275-3492-00, 275-3509-00, 1842A057)

- "D" Shaft
- 7 Terminals
- 125/250V
- 22 amp
- Kit includes knob
- 7/8" mounting holes

ER1842A57

factory i.d. (275-3493-00, 1842A059)

- Fig. "8" Shaft
- 7 Terminals
- 125/250V
- 22 amp
- 1½" on center mounting holes
- for ranges built after August 2003.

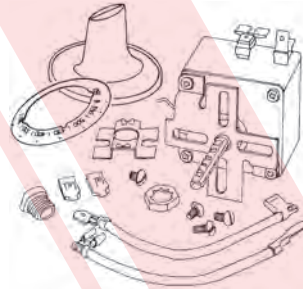
ER1842A59

ELECTRIC RANGE THERMOSTATS

THERMOSTATS WITH BAKE & BROIL

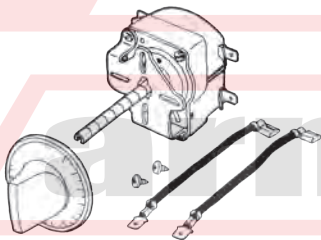
- Break-off D Stem 1⅞" Max.
- 4 Way Screw Mount W/Pal Nut Option
- 4 Way Insert Black Knob
- Automatic Pre-heat, Variable Broil
- Complete Instructions

6700S0011



Kit has a 2" break-off stem which is grooved at all the standard lengths, also has special dual terminals (quick-connect) at each terminal position, and includes (2) 4" wire extensions. A pilot light terminal is provided for those applications with a pilot light. A Slip-Fit® 4-way dial and insert is designed to fit on the Slip-Fit® 4-way dial in any of four ways to match the old controls mounting position and/or stem flat position.

5430-175

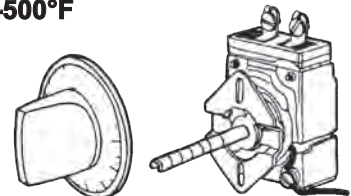
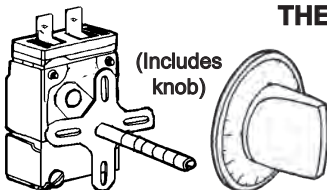


THERMOSTATS WITH BAKE ONLY 200-500°F

Features similar to above controls except without preheat or broil

G1-101

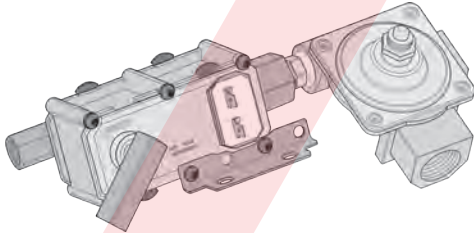
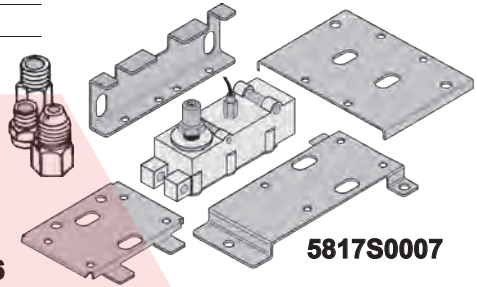
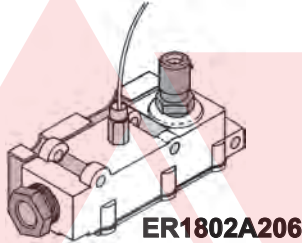
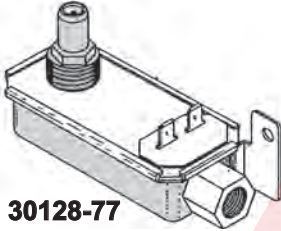
5330-001



OVEN SAFETY & REGULATORS

GAS OVEN SAFETY VALVES

Part No.	Cross Reference
ER1802A155	5813H0129, Brown 1802A154
ER1802A206	5817G0004, Brown 1802A205, 1802A206
5817S0007	Universal Kit with Furrules & (4) Brackets
30128-35	Safety
30128-77	Safety

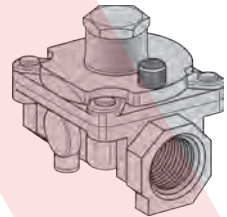


for SAMSUNG
SAFETY VALVE & REGULATOR
DG94-00449A

COOKING
DOMESTIC

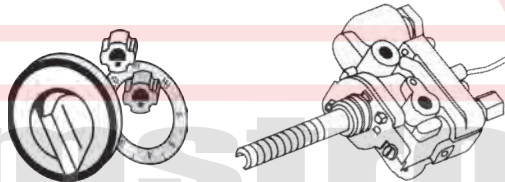
HARPER-WYMAN GAS PRESSURE REGULATORS

Part No.	Cross Reference
ERPR1	1/2" X 1/2" NPT Convertible 4" - 10" W.C.
ERPR4	3/4" X 3/4" NPT Convertible 4" - 10" W.C.
ERPR801	1/2" X 1/2" with 3/8" male c.c. LH tubing outlet includes shutoff valve



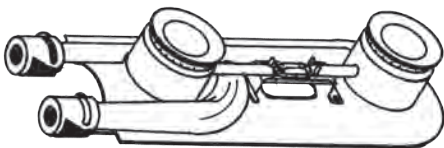
UNIVERSAL KIT SPARK IGNITION

- 2" BREAK OFF SHAFT
- INCLUDES KNOB



5396S0012
Bolt Thru

TOP BURNERS



ER3412A004-19

FLAME SWITCH - RANCO Replacement

- 24" Capillary
- Fits Ranco Pilot w/o using strap

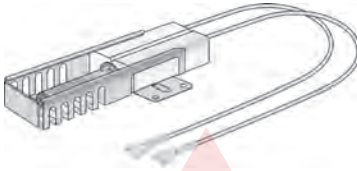
FS3000-001



GAS RANGE IGNITORS

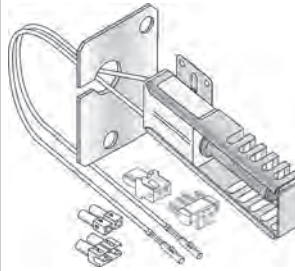
AR04001

Replacement
for Viking #
PB04001.
Fits ALL Viking
Ovens



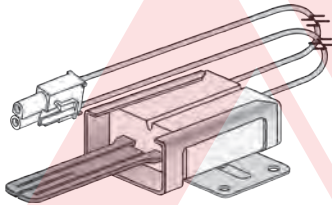
AR0035

"Flat" Ignitor Kit.
Replacement kit for
Norton 501. Bracket, 4
styles of plastic blocks
& instructions included.



IG9400

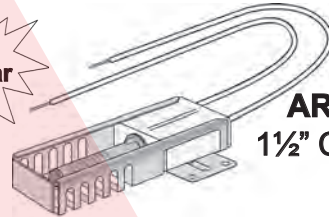
1½" Ceramic
DS026KX



Most
Popular

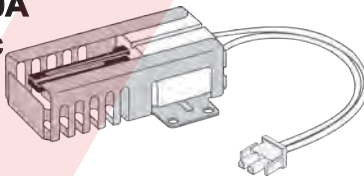
AR5066

1½" Ceramic



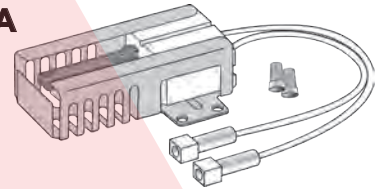
DG94-00520A

1½" Ceramic
DS038KX
for Samsung



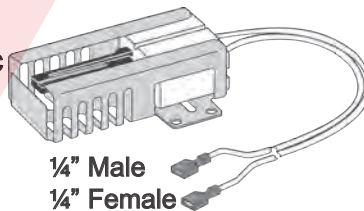
DG94-01012A

1½" Ceramic
DS039KX
for Samsung



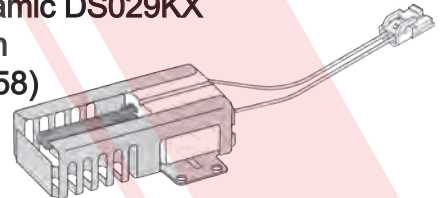
00492431

1½" Ceramic
DS031KX
for Bosch



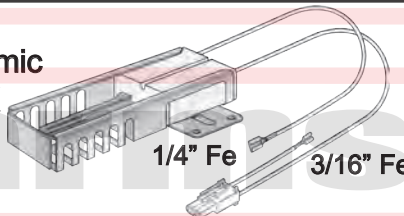
9000820965

1½" Ceramic DS029KX
for Bosch
(00755058)



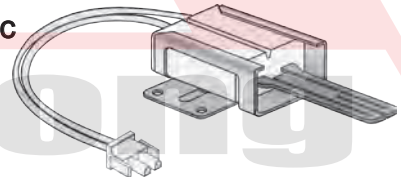
AR10016

1½" Ceramic
DS028KX



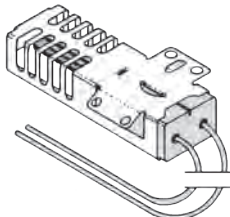
AR10043

1½" Ceramic
DS023KX



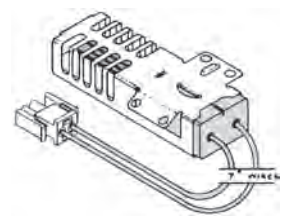
AR9998

1½" Ceramic
17" Leads DS021
Ceramic Wire Nuts



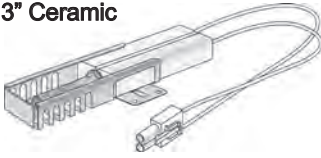
AR13K21

1½" Ceramic
7" Leads

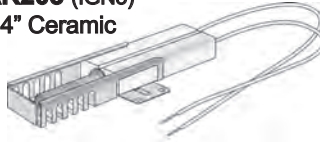


GAS RANGE IGNITORS

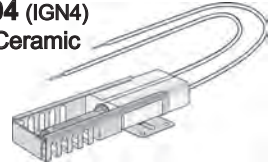
AR202 (IGN2)
3" Ceramic



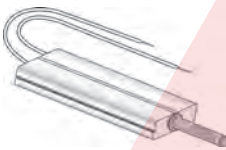
AR203 (IGN3)
4" Ceramic



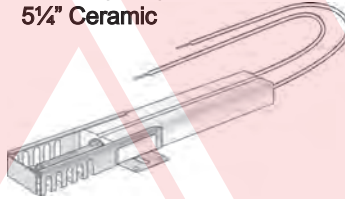
AR204 (IGN4)
2 1/2" Ceramic



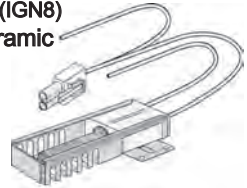
AR206 (IGN6)
5 1/4" Ceramic



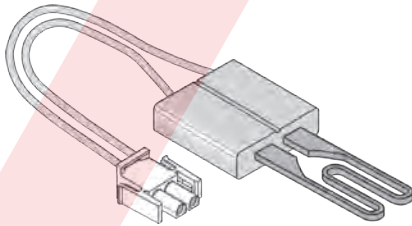
AR207 (IGN7)
5 1/4" Ceramic



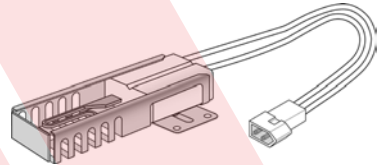
AR209 (IGN8)
1 1/2" Ceramic



IG0001

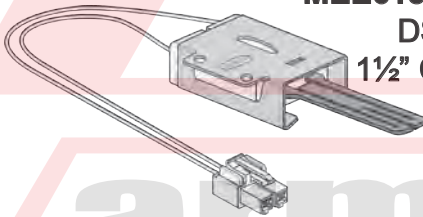


ERIG5652

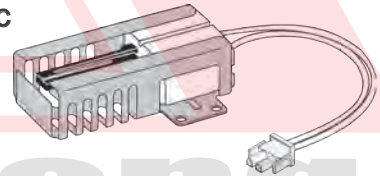


COOKING
DOMESTIC

Replacement for LG
MEE61841401A
DS024KX
1 1/2" Ceramic



AR7498
DS027KX
1 1/2" Ceramic

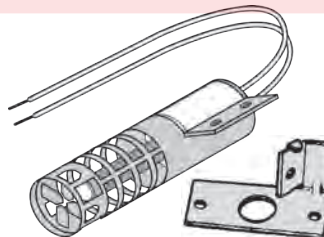


armstrong

"ROUND" IGNITERS



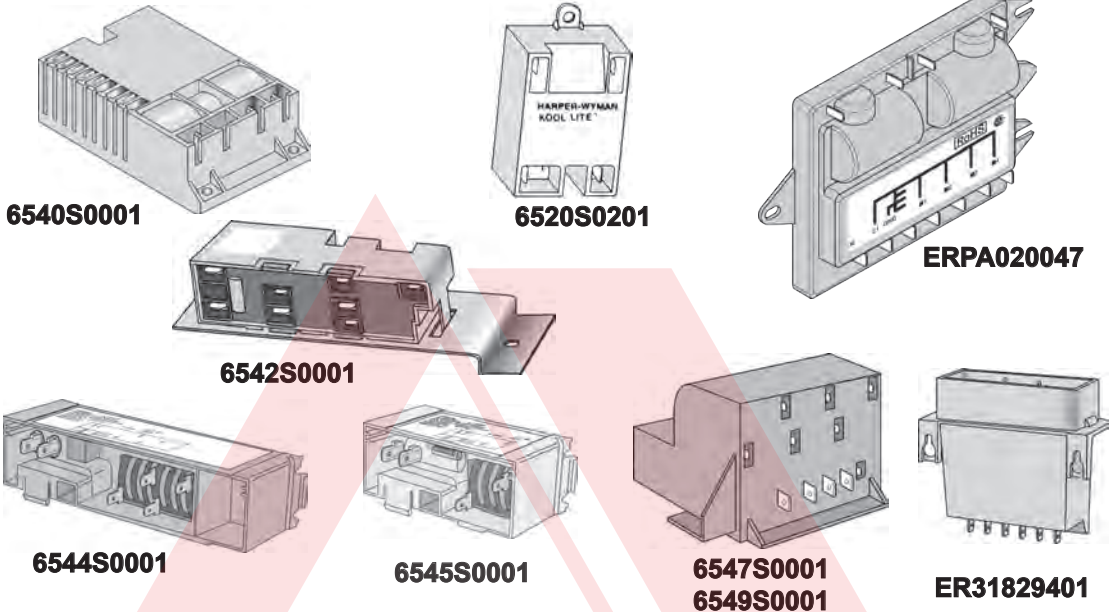
AR402 (GR402)



AR403 (GR403)



SPARK IGNITION MODULES



Spark ignition modules are used on gas ranges equipped with spark ignition. There are several basic types. The replacement must be of the same type being replaced. Manual ignition is used for top burners, or flames that do not cycle off and on. Relight ignition is for oven pilots, or flames that will cycle or are out of view. Modules can be manual only, or a combination.

The common industry description lists the number of top burner spark outputs first, followed by the number of oven ignition points; e.g. 2 + 1 identifies a module with two (2) top burner and one (1) oven electrode output.

Part No.	Top + Oven	Circuits, Terminals & Cross Reference
ER31829401	2+1	2 Manual Top Burner Circuits & 1 Flame Sensing Oven
6520S0201	2+0	2 Manual Top Split Universal 3 in 1 Terminals Fit .250" .187" & .110" male terms.
6540S0001	0+4	4 Automatic Flame Sensing Top Burner Circuits Brown 1801B174
6542S0001	4+0	4 Manual Top Burner Circuits, No Oven Ignition Circuit Mounting Bracket Included
6544S0001	4+0	4 Manual Top Burner Circuits, No Oven Ignition Circuit Snap-In Mounting.
6545S0001	2+0	2 Manual Top Circuits, No Oven Ignition Circuit
6547S0001	4+1	4 Manual Top Circuits & 1 Flame Sensing Oven Circuit
6549S0001	2+1	2 Manual Top Circuits & 1 Flame Sensing Oven Circuit
ERPA020047	0+4	4 Flame Sensing Top Circuits, Viking PA020047, Invensys U-67204-7

ORIGINAL EQUIPMENT MANUFACTURERS BRAND SECTION

OEM

The major appliance industry has seen many changes since the first Armstrong Catalog back in 1971. Many manufacturers have merged or been purchased by other manufacturers. This can cause some confusion on who actually manufactured the product. The lists below will help you to identify the manufacturer of the brand you have and what section of the catalog the parts will be found.

This catalog deals with manufacturer groupings beginning with Alliance followed by Brown Stove, Electrolux, General Electric, Haier, LG, Samsung and Whirlpool.

Brand	Manufacturer	Brand	Manufacturer	Brand	Manufacturer
Admiral	Maytag	Hardwick	Maytag	Monogram	General Electric
Amana	Maytag	Hotpoint	General Electric	Norge	Maytag
Athens	Electrolux	Huebsch	Alliance	RCA-old	Whirlpool
Brown	Brown Stove	Icon	Electrolux	RCA-new	General Electric
Caloric	Maytag	Jenn Air	Whirlpool	Roper-old	General Electric
Crosley	Many Mfg.	Kelvinator	Electrolux	Roper-new	Whirlpool
D & M	Electrolux	Kenmore	see Sears below	Samsung	Samsung
Electrolux	Electrolux	Kitchen Aid	Whirlpool	Speed Queen	Alliance
Estate	Whirlpool	LG	LG	Sunray	Maytag
Frigidaire	Electrolux	Litton	Maytag	Tappan	Electrolux
Gaffers	Maytag	Magic Chef	Maytag	Wards	Maytag
GE	General Electric	Maytag	Whirlpool	Westinghouse	Electrolux
Gibson	Electrolux	MenuMaster	Maytag	Whirlpool	Whirlpool
Haier	Haier	Modern Maid	Maytag	WCI	Electrolux

Sears, Coldspot, Kenmore listed by model prefix

Model	Manufacturer	Model	Manufacturer	Model	Manufacturer	Model	Manufacturer
103	GE / ROPER	402	SAMSUNG	622	FRIGIDAIRE	767	MARVEL
106	WHIRLPOOL	417	FRIGIDAIRE	628	FRIGIDAIRE	790	FRIGIDAIRE
110	WHIRLPOOL	424	VIKING RANGE	629	JENN AIR	791	FRIGIDAIRE
119	FRIGIDAIRE	425	VIKING RANGE	630	BOSCH	795	LG ELECTRONICS
174	CALORIC	426	FISHER & PAYKEL	631	BOSCH	795	LG ELECTRONICS
175	IN-SINK-ERATOR	427	FISHER & PAYKEL	647	ROPER	828	ELECTROLUX CORP
183	HAIER	429	DCS	651	SPEED QUEEN	835	WHIRLPOOL / ROPER
198	WHIRLPOOL	431	DACOR	652	SPEED QUEEN	850	WHIRLPOOL
233	BROAN	432	DACOR	664	WHIRLPOOL	910	GOLDSTAR
236	BROWN STOVE	434	PEERLESS-PREMIER	665	WHIRLPOOL	911	WHIRLPOOL / ROPER
243	FIVE STAR	464	MAYTAG	666	KITCHEN AID	917	WHIRLPOOL / ROPER
253	FRIGIDAIRE	464	MAYTAG	675	W C WOOD	925	MAYCOR
274	RCA - GE	465	MAYTAG	719	FRIGIDAIRE	930	SUB-ZERO
278	WHIRLPOOL / ROPER	492	WASCOMAT	721	LG ELECTRONICS	931	SCOTSMAN
335	AMANA	562	WHIRLPOOL	722	LG ELECTRONICS	935	FRIGIDAIRE
336	ELECTROLUX	564	WHIRLPOOL	737	WOLF RANGES	940	U-LINE
362	GE	580	LG ELECTRONICS	742	MAYTAG	960	AMANA
363	GE	587	FRIGIDAIRE	747	MAYTAG	970	ADMIRAL
364	GE	596	AMANA	764	ASKO	993	THERMADOR
401	SAMSUNG	596	SPEED QUEEN	765	ASKO	994	THERMADOR

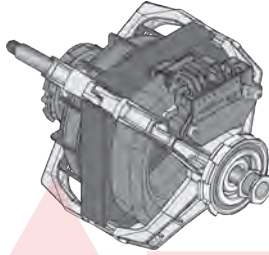
Call your distributor for information on

Bosch - Dacor - Gaggenau - Miele - Sub Zero - Thermador - Viking and other brands not listed in the catalog

DRYER MOTORS – THREADED SHAFT

**SQUARE PORT MODELS
FOR LATEST TYPE WITH
"5H" TYPE DRUM BELT**

**INCLUDES PULLEY
511629P**




ROUND PORT MODELS

**REPLACES EMERSON OR
GENERAL ELECTRIC**

**915P3
(58044P)**

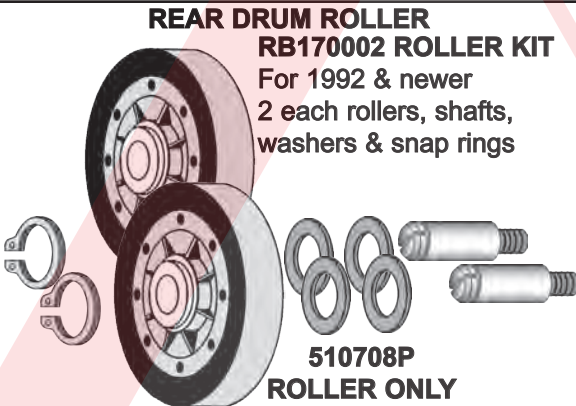
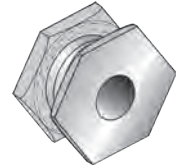
**ORDER BY NUMBER ON
OLD MOTOR**



**DIRECT DRIVE BLOWER
WHEEL
510139P**

Screws onto motor shaft with
right hand thread

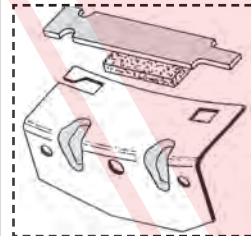
**MOTOR PULLEY
for 511529P motor
D500011**



**REAR DRUM ROLLER
RB170002 ROLLER KIT**
For 1992 & newer
2 each rollers, shafts,
washers & snap rings

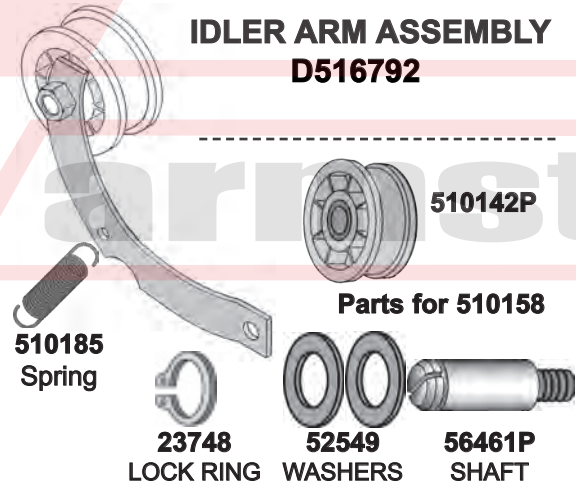
**510708P
ROLLER ONLY**

510161P SLIDE KIT
Includes 2 screws, glide, felt & bracket



SQUARE PORT

**513710
GLIDE
510189
FELT
510145
BRACKET**



**IDLER ARM ASSEMBLY
D516792**

**510185
Spring**

**23748
LOCK RING**

510142P

Parts for 510158

**52549
WASHERS**

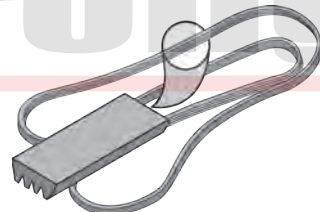
**56461P
SHAFT**

**FRONT GLIDES FOR LATE MODELS —
ROUND PORT**

57005 GLIDE

56058 FELT

MULTIVEE DRYER DRUM BELTS



<u>Part No.</u>	<u>Groove</u>	<u>Length</u>
52556P	4J	98"
56095P	4J	94"
511255P	5H	94"

DRYER PARTS

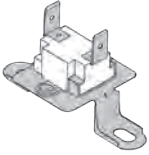
COMMERCIAL / DOMESTIC

Alliance

huebsch - speed queen



(62600)
REPLACE
THESE



NEW STYLE HI LIMIT

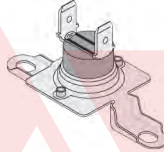


**510701 AUTO RESET
HI LIMIT - L205
SEE CHART BELOW**

For Heaters at Right →

WITH THIS

**Thermal Fuse L360°F
511412**



HEATING UNIT W/ THERMOSTATS

Most Popular For Older Electric Dryers

On 8" x 10"

Frame

5 KW - 240V

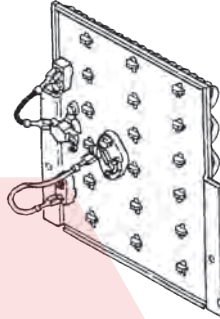
Includes high limit
thermostat & fuse

61927

(56047)

964P3

5.35 KW 240V



MINIATURE HIGH LIMIT

L255-40

Open Disk

Mounting 15/16" O.C.

510702



HEATING UNIT FOR LATER MODELS

Similar To Above, But Thermostats

Not included

510329P

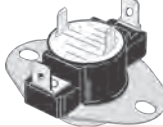
EXACT DRYER THERMOSTATS

Part No.	Style	Temp °F	#Terms	Features
56082	G-2	L300	2	Flat Face Hi-Limit
56410	F	L140	3	SPDT Cycling Therm.
61372	F	L135	3	SPDT Cycling Therm.
504515	F-4	L153-15	4	SPDT Cycling Therm.
510701	G-1	L205	2	Flush Hi-Limit

STYLE F




STYLE F-4



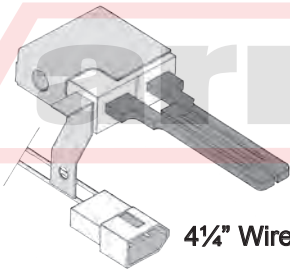
STYLE G-1



STYLE G-2



Gas Ignition Parts For Commercial & Domestic Huebsch and Speed Queen



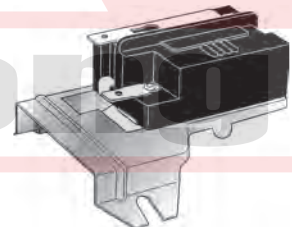
4 1/4" Wires

**GAS DRYER IGNITER
510184P
(68068, 61076)**



Replaces
Huebsch M402743

**IGNITOR FOR GAS DRYER
Posi-Light Glow Bar
55438P**



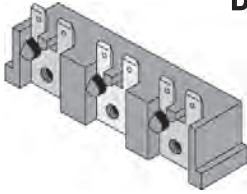
**FLAME SENSOR
510213
Replaces Huebsch
M402742**

OEM
ALLIANCE
& BROWN

Alliance

huebsch - speed queen

DRYER PARTS COMMERCIAL / DOMESTIC



**DRYER TERMINAL
BLOCK**
Includes Screws

510190P

WHITE PLASTIC KNOB
2½" Dia.
1/4" Ext. 1/4" D Flat Right
512117W
(510287W)

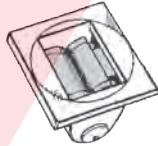


DOOR LATCH PARTS



**NEW STYLE
MALE STRIKE**
510181

**FEMALE
LATCH**
510177



**EAR
MOUNT**




POPULAR DRYER TIMER

**ORDER BY
NUMBER ON
OLD TIMER**

505797P

3-CYCLE

**FACE
MOUNT**



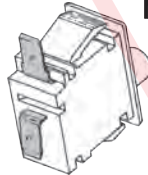
LINT SCREEN

ROUND PORT
61376P



NEW STYLE 3 WIRE DOOR SWITCH

SPDT
512973
(504570)



**REPLACES
OLD STYLE**

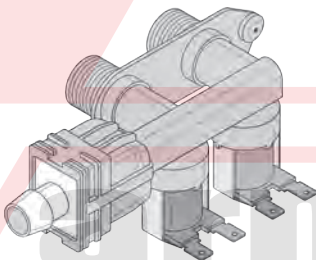


Alliance

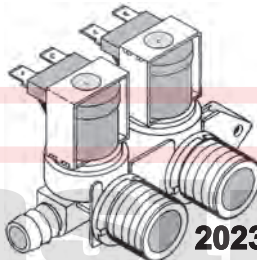
SPEED QUEEN

WASHER PARTS COMMERCIAL / DOMESTIC

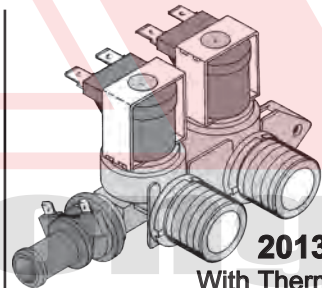
MIXING VALVES




203741



202395P
4.4 GPM



201304P
With Thermistor



POPULAR SPEED QUEEN TIMERS • FOR LATE MODELS
IDENTIFY BY 5-DIGIT NUMBER ON OLD TIMER

Part No.
34601P (31682)

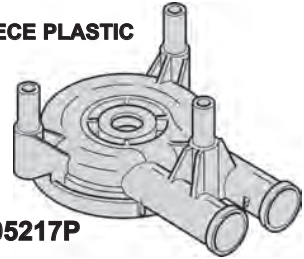
Shaft Size & Style
1/2" Plastic Shaft

WASHER PARTS
COMMERCIAL / DOMESTIC

Alliance
huebsch - speed queen

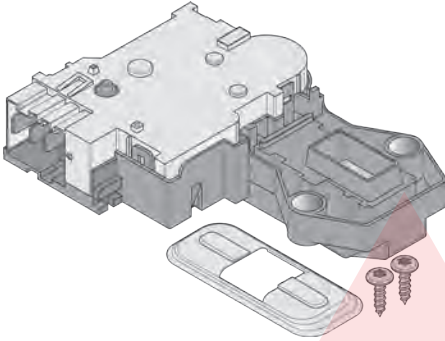
PUMP ASSEMBLY
DIRECT DRIVE PUMP

1-PIECE PLASTIC

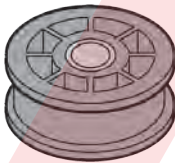


205217P

LID LOCK KIT
205222
(204698)



PLASTIC IDLER ROLLER

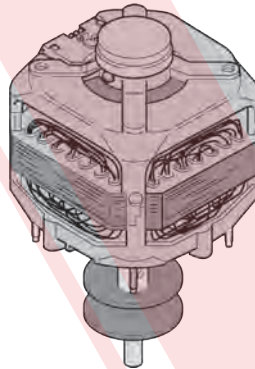


38225P
NEW STYLE 15/16" TALL

MOTORS FOR
1-BELT WASHERS
PULLEY
INCLUDED


1 SPEED
38036P

2 SPEED
38034P



OEM
ALLIANCE
& BROWN

DRIVE BELTS



FOR 2-BELT WASHERS

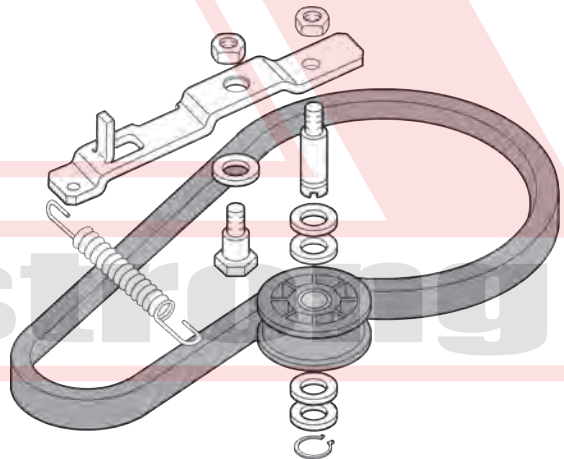
Part No.	Application	Size
27155	Pump Belt	3/8 X 22"
28808	Trans Belt	1/2 X 33"

FOR 1-BELT WASHERS

Part No.	Application	Size
37820	2-Speed	1/2 X 30½"
38174	1-Speed	1/2 X 29½"

Belt For Front - Load Washer
Deep Vee 83" Belt
F280342

IDLER LEVER KIT
959P3



Includes Idler Lever Assembly, 38225P Idler Pulley, 38174 Agitate & Spin Belt, Hardware & Instructions.

766P3A KIT

646P3 KIT

(Note Difference in Basket Hubs)
INCLUDES ALL PARTS SHOWN
PLUS SCREWS & INSTRUCTIONS

38359 TUB TOP GASKET

**39508P
DRIVE BELL
& SEAL KIT**

**39122
GASKET**

**29728
SPLINE
INSERT**

**766P3A
BASKET HUB**
Mold # 200516
Bearing &
Seal as shown
below

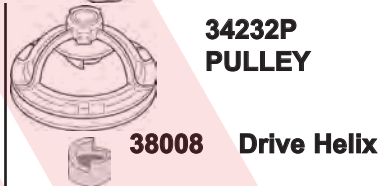
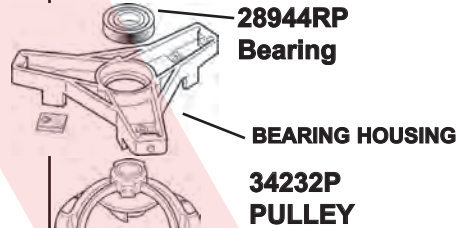
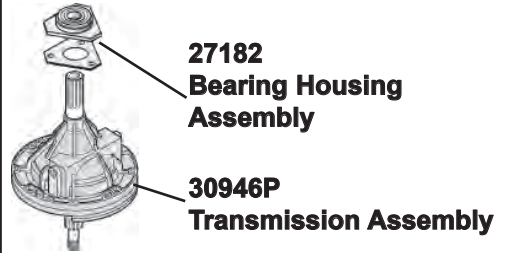
OUTER TUB SEAL
Triple Lip
Not Available as a
Separate Item

OPTIONAL SPACER
(See Instructions)

**200512
BEARING
HOUSING
& BEARING**
(6206Z)

SEPARATE PARTS ARE PRICED WHEN
AVAILABLE SEPARATELY

**646P3
BASKET HUB**
Mold # 39109R
Bearing
Installed in Hub

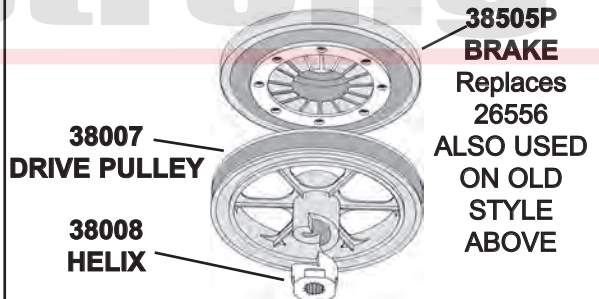


BRAKE PAD KIT
3 PADS W/SCREWS & CUSHIONS
One Hole 1½" x 2
548P3



**NEW STYLE
BRAKE PAD KIT**

Two Holes 1¼" x 3
735P3



RANGE PARTS GAS & ELECTRIC

BROWN STOVE

CHROME SKIRT — GLOSSY BLACK



Orig. Style

**MOST POPULAR
GAS TOP KNOB**
3/8" D
•Flat Down
•3/8" Extension

1805D135



New Style

BUY A
FULL SET
FOR
UNIFORM
LOOK

CHROME SKIRT — GLOSSY BLACK



Orig. Style

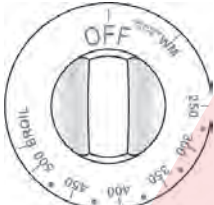
**POPULAR ELEC-
TRIC TOP KNOB**
1/4" D
•Flat Right
•Flush

1845D040



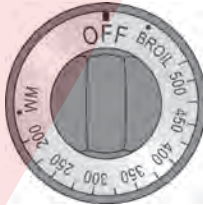
New Style

GAS OVEN KNOB
1/4" D, Flat Up -
1/4" Extension
White W/ Grey
Letters



1802A342

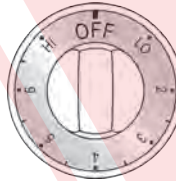
ELECTRIC OVEN KNOB
KNOBS MAY DIFFER IN
APPEARANCE
Figure "8" • Vertical • Flush



1842A040

CHROME SKIRT — GLOSSY WHITE

**POPULAR ELEC-
TRIC TOP KNOB**
1/4" D
•Flat Right
•Flush



Orig. Style

1845D041



New Style

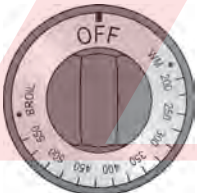
OEM
ALLIANCE
& BROWN

Standard Oven

GAS OVEN CONTROLS

Low Temp Oven

CHROME SKIRT — GLOSSY BLACK



Orig. Style

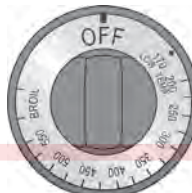
3/8" D
Flush
Flat Down

1802A331
(1802A248)



New Style


CHROME SKIRT TWO KNOB STYLES



Orig. Style

3/8" D
Flush
Flat up

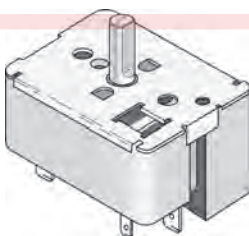
1802A243
(1802A247)



New Style

INFINITE SWITCH FOR 6" & 8" UNITS

- 1/4" D Stem
- 1/2" Long
- Flat Down



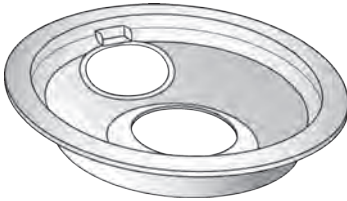
Part No. Description
1841L61 6" 1250-1500W (1841L55)
1841L62 8" 2100-2600W (1841L56)

REPLACE KNOB
WITH 1845D040, IF
EITHER SWITCH
IS A SUBSTITUTE
FOR YOUR
ORIGINAL PART

BROWN STOVE

RANGE PARTS GAS & ELECTRIC

CHROME DRIP BOWL



Part No. Size
1841N029 6"
1841N030 8"

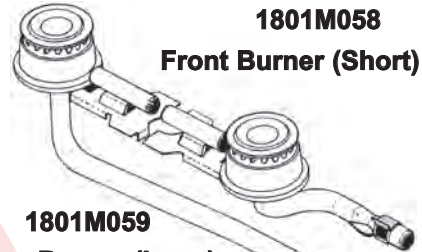
Oxygen Depletion Sensor (ODS) 48" ODS Thermocouple



Includes Two
(2) Nuts
1802A326

TOP BURNERS Burner Heads are on 9" Centers **1801M058**

Front Burner (Short)




1801M059

Rear Burner (Long)

Inlets
3" O.C.

1801B169

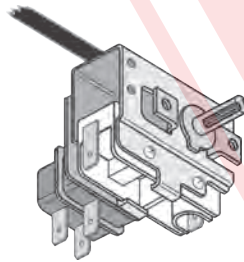
OVEN SPARK IGNITOR



OVEN THERMOSTATS

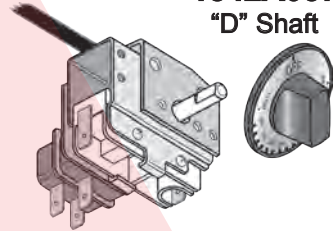
1842A059

Fig. "8" Shaft

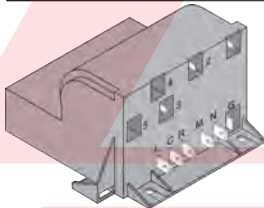


1842A057

"D" Shaft

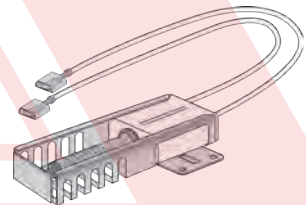


Wiring Instructions Available
Includes 1802A295 Knob
New Style - Double Pole
Replaces 1842A018, 054
(6713G0021)



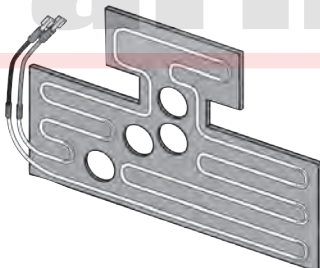
**SPARK
MODULE (2+1)
(6549G)
1801B173**

1802A344
OVEN HOT
SURFACE
IGNITOR



Electrolux
FRIGIDAIR

REFRIGERATOR PARTS



GARAGE REFRIGERATOR HEATER KIT.

This kit is designed for Frigidaire top freezer refrigerators placed in garages or basements where the temperature drops as low as 34°F. Please note that the refrigerator **MUST** have been built in or after 2001 for the kit to work.

5303918301

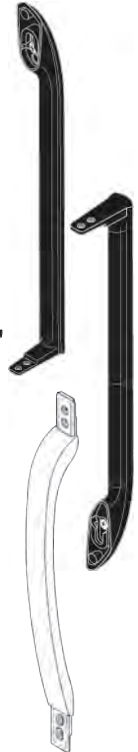
DOOR HANDLE SET

Both FF and Freezer Handles in Set

16 7/8" Long

White Plastic
5304506469

Black Plastic
5304506471



POPULAR HANDLES FOR LATE MODELS
16 3/4" L.O.A. - top freezer - 15 1/2" L.O.A.

CENTER END SCREWS (2 req.)
5304515677

Part No.	Color
218428101	White
218428119	Bisque
218428121	Black

SIDE-BY-SIDE L.O.A. 22 3/4"

Color	Part No.
WHITE	297311201

DOVETAIL BLOCK
USED WITH
HANDLES SHOWN
1/4" Wide
218396700



SPECIAL DOVETAIL SCREW
240521303

Plastic Rivet for Gasket
5303922007
Package of 25

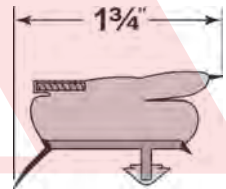


MAGNETIC GASKETS with RIGID IMPLANT

NON-FOLDING • OVERSIZE BOX • EXTRA FREIGHT REQUIRED WHEN SHIPPED

	FRESH FOOD			FREEZER	
	W	H	Part No.	H	Part No.
WHITE	27	35 1/2	241872502	17 3/4	241872501
		40 3/4	241872504		241872503
	28 1/2	42	242193206		242193203
BLACK	28 1/2	42	241872512	17 3/4	242193209
		42	242193212		

CROSS SECTION



OEM
ELECTROLUX
(FRIGIDAIRE)

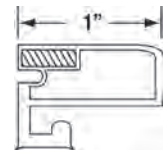
POPULAR NEW SIDE-BY-SIDE GASKETS

H	W	BLACK Part No.	WHITE Part No.
63 1/2 Tall	19 1/4"	241786005 (241674805)	241786001
With Rigid Implant	14 1/2"	241786006 (241674806)	241786002

DOOR GASKETS

For Single Door Boxes White

Part No.	Dimensions
5304507201	27 1/4" x 54 1/4"
5304507199	31" x 65 1/2"
5304507200	31 1/2" x 60"



SIDE BY SIDE CLOSER CAMS

Freezer Door
242000501
(240328202)
White
Plastic



F. Food Door
240328201
White Plastic



240328203
Black

LOWER CAMS



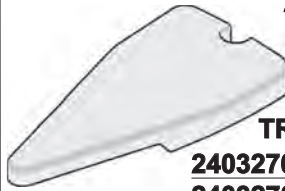
240457702
BLACK NLA
USE WHITE



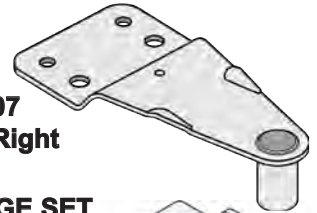
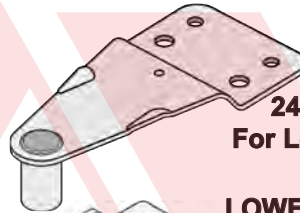
WHITE
240457701

TOP HINGES FOR S X S

218781101
SCREW

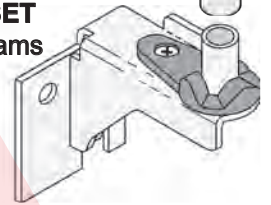
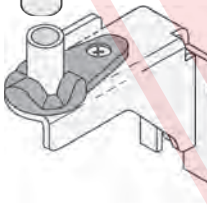


TRIM COVERS
240327005 White
240327007 Black



240327207
For Left or Right

LOWER HINGE SET
with 240457702 Cams
5303918455



HANDLE - HINGE
SPACERS
- Clear Plastic -

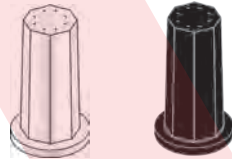
Part No.	O.D.	I.D.	Thickness
240311303	7/8"	1/2"	1/16"

SPECIAL SCREW
for Mounting Door
Hinges

3/8" Hex
Head
Pointed
End
1" Long
1/4-20 All
Thread
241710601



HINGE BUSHING
for Late Models 1 1/4" Tall



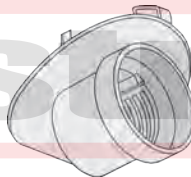
5304507146 WHITE
5304507147 BLACK



LED
LIGHT BULB
5304511738
3.5 Watts
120V

SOCKET FOR IN-
TERIOR LIGHT

218906802
WHITE



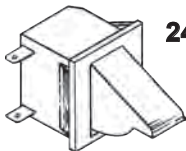
DAIRY DOOR

240337712
9" Wide

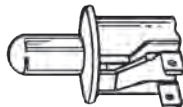
240326203
13 1/2" Wide



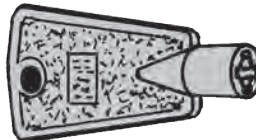
DOOR LIGHT SWITCHES



240505801



297243800




FREEZER KEY
FITS MOST FREEZER
DOORS
297147700
(216702900)

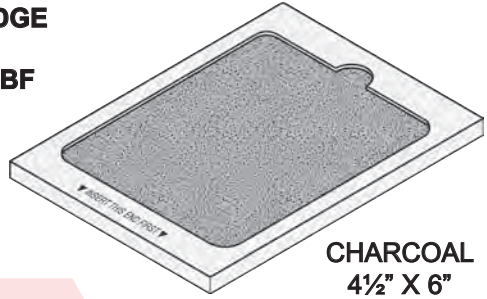
REFRIGERATOR PARTS

Electrolux
FRIGIDAIRE

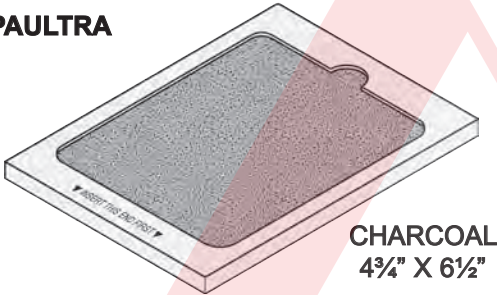
AIR FILTER CARTRIDGE



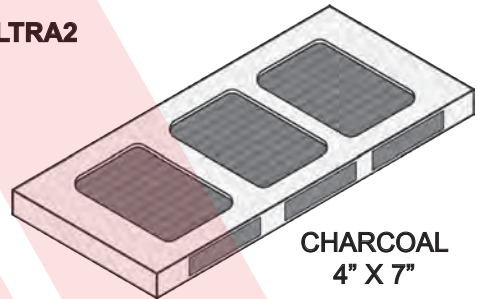
EAFCBF



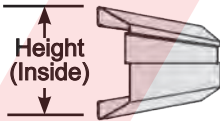
PAULTRA



PAULTRA2



SHELF FRONT BAR – ALUMINUM – EXACT OR EXTRA LONG CUT TO FIT



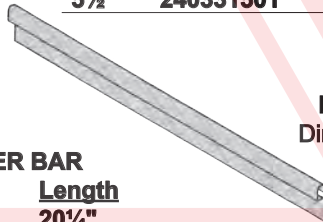
215366002
White
22¾" x 1¾"

LEFT END



CENTER BAR
Part No. **240331401**
(240331404)

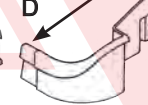
Length
20¾"



THREE PART DOOR BIN END PIECES

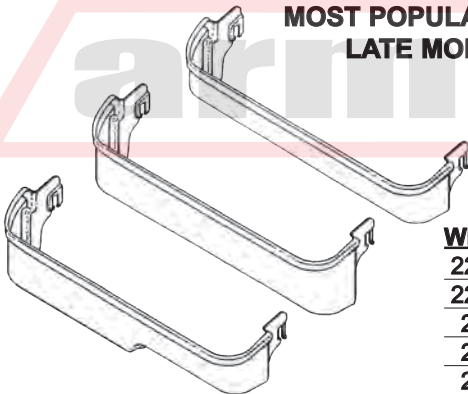
D	Left Part No.	Right Part No.
4¼"	240311501	240311502
5½"	240331501	240331502

Lateral Dimension D



RIGHT END

MOST POPULAR ONE PIECE DOOR BINS LATE MODELS WHITE PLASTIC



Wide	Tall	Latch	Part No.	Mold No.
22½"	2½"	Closed	240383801	-
22½"	4" step to 2½"	Closed	240383901	-
24"	2½"	Open	240338001	24033800
24"	4" step to 2½"	Open	240337901	24033900
24"	4"	Open	240338101	24033810

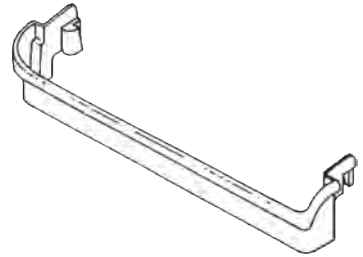
OEM
ELECTROLUX
(FRIGIDAIRE)

SHOE TYPE - ONE PIECE DOOR BINS

Front to



Width	Rear	Door	Part No.	Mold No.
21"	---	Freezer	240495804	24095800
21"	5"	F. Food	240535001	2405350
23"	4 $\frac{3}{4}$ "	F. Food	240535101	2405351
23"	6"	F. Food	240535201	2405352
13 $\frac{1}{2}$ "	5"	F. Food	240535301	2405353
25"	4 $\frac{1}{2}$ "	F. Food	240534801	2405348
26"	4"	F. Food	240534901	2405349
26"	5"	F. Food	240534701	2405347



MOST POPULAR DOOR BINS

FULL BOTTOMS

16" Wide

White 240323001 (240323000)

Clear 240323002 (240323002)

14" Wide

White 240363701 (240363700)

Clear 240363702 (240363702)

BOTTOMLESS

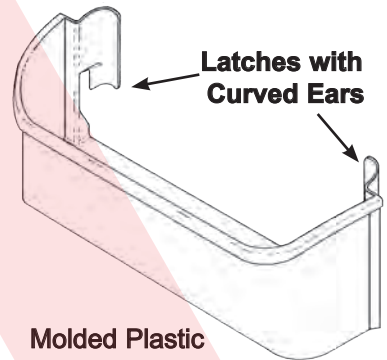
10 $\frac{1}{2}$ " Wide

White 240351601 (240351600)

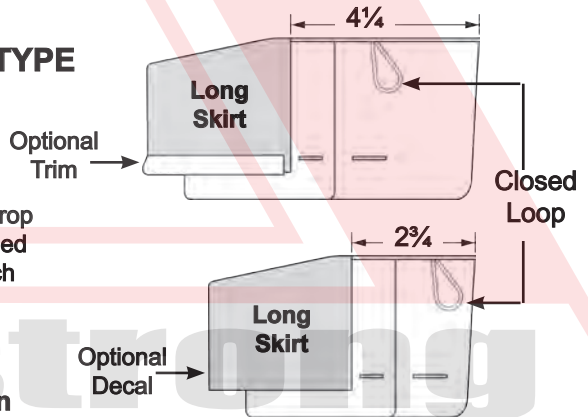
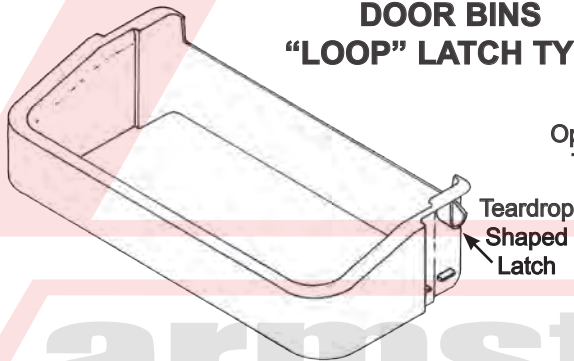
9 $\frac{1}{2}$ " Wide

White 240359001 (240359000)

Mold Numbers are Found in Varying Places on Bins (Shown in Parentheses)

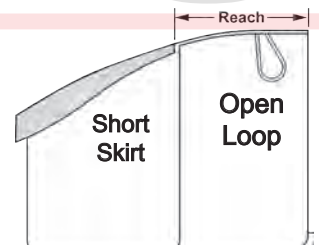


DOOR BINS "LOOP" LATCH TYPE



Mold Number is Embossed on Old Bin
USE CHART BELOW FOR POSITIVE I.D.

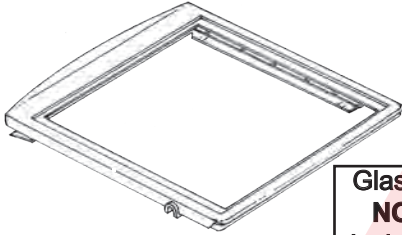
Mold No.	Part No.	Loop	Width	Reach	Tall	Color/Skirt
215398900	218592325	Closed	16 $\frac{1}{2}$ "	4 $\frac{1}{4}$ "	4 $\frac{1}{2}$ "	White/Long
240356400	240356401	Open	17"	2 $\frac{3}{4}$ "	5"	White/Short
240356400	240356402	Open	17"	2 $\frac{3}{4}$ "	5"	Clear/Short
215441500	215441502	Closed	15"	2 $\frac{3}{4}$ "	6 $\frac{1}{2}$ "	White/Long
240324500	240324501	Open	15"	3 $\frac{1}{4}$ "	5 $\frac{1}{4}$ "	White/Short



REFRIGERATOR PARTS

Electrolux
FRIGIDAIRE

WHITE PLASTIC OPEN FRAME CRISPER COVERS



Glass is
NOT
Included

240350702 19 5/8" Deep, 16 5/8" Wide
Glass Insert, 15 1/4" x 17 1/4"

240350903 16 1/2" Deep, 16 5/8" Wide
Glass Insert, 15 1/4" x 14 1/4"

241969501 18 1/2" Deep, 17 1/2" Wide
Glass Insert, 16 1/4" x 16 3/4"

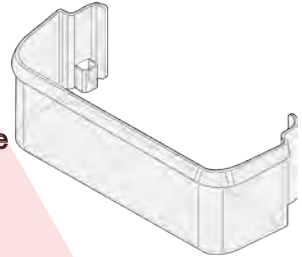
CLEAR GLASS SHELVES



Part No.	Wide	Deep
240350608	23 3/4"	15 1/2"
240350609	23 3/4"	17 1/8"
240350619	22"	16"
240350620	23 3/4"	16 3/8"

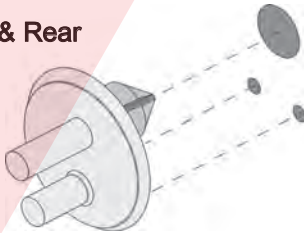
Door Bin For French Door Refrigerator **242126602**

Clear - Full Bottom - 16" Wide
Latch ends are not open
Bottom 2 shelves

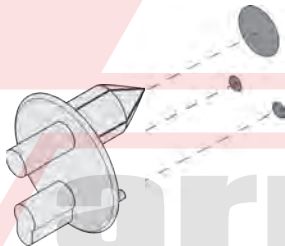


Fits Front & Rear

241993001
(240350802,
240423701)



FRONT & REAR SIDE SUPPORTS FOR CRISPER COVER

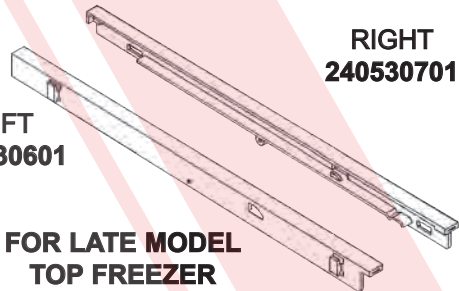


241993101

GLIDES FOR MEAT DRAWER

RIGHT
240530701

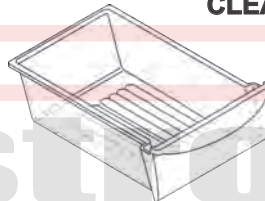
LEFT
240530601



FOR LATE MODEL TOP FREEZER

CLEAR PLASTIC MEAT PAN

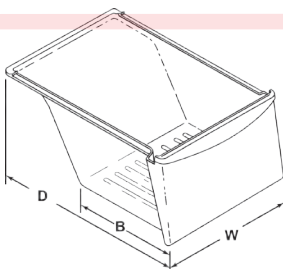
17 1/2" To Rear
12 1/2" Wide, 4" Deep



240530811

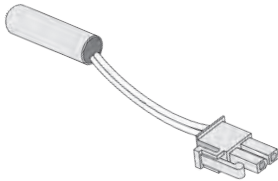
CRISPER PAN

Part No.	W	B	D
CLEAR PLASTIC			
240337103	12"	9"	17 1/2"
240364503	13 1/2"	11"	19"
240343803	15"	14"	24 1/2"
WHITE PLASTIC			
240364501	14"	12"	20"



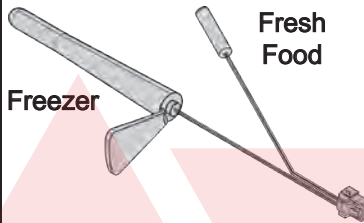
OEM
ELECTROLUX
(FRIGIDAIRE)

SENSOR - 5/16" DIA.
10 KΩ 240597203



Use together with
User Interface Readout
Board 240596704 on
previous page.

THERMISTOR ASSEMBLY
242278801



241608501
Thermistor - Black - Freezer
Blue Terminal Block
3 1/2" Probe



241608401
Thermistor - White -
Refrigerator
White Terminal Block -
1 1/2" Probe

Use with
controls
→

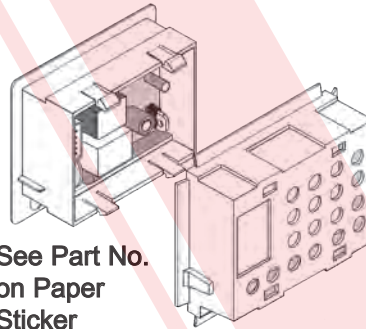
ELECTRONIC COLD CONTROLS • IN WHITE PLASTIC CASE



**Mounts On Outside Of
Freezer Door**

WITH ALARM
297370600

(297366100, 297345500,
297241800)

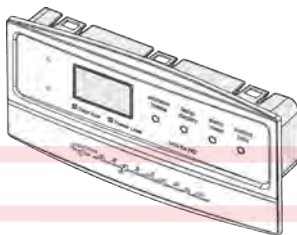


297282800
(297142400,
297142500,
297239300)

297282700
(297239400)

See Part No.
on Paper
Sticker

**UPRIGHT
FREEZER**
297235200
(297241900,
297366300)

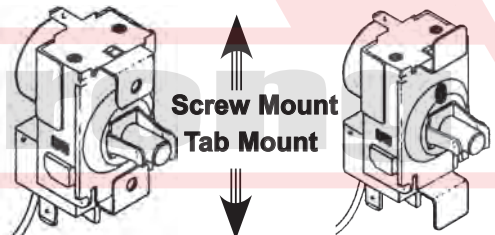
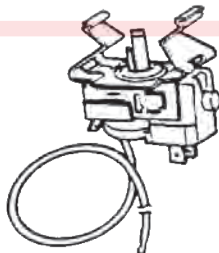


MOUNTING HOLES 15/16" O.C.

Part No.	Cap.	I.D.#
5303305486	13"	162205-21
5304404821	21"	RC32-1561M

GE BUILT WITH SPECIAL MOUNT

Part No.
End Terminals
216714601
216788000
5304496559
5304496560
5304513033



Part No. **Cap.** **I.D.#**
241537104 29" WPF11W-802-129T
240383703 30" RCR-3084
5304496561 31" WPF26W-802-129
241537103 32" WPF2W-802-29

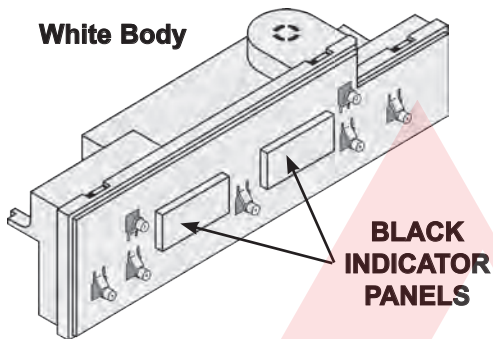
REFRIGERATOR PARTS

Electrolux
FRIGIDAIRE

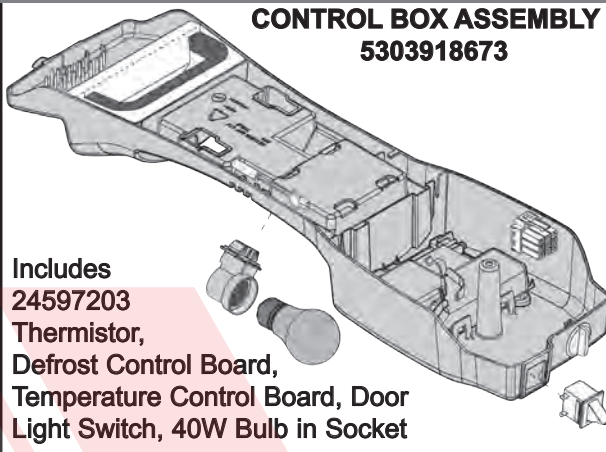
ELECTRONIC CONTROL
with 7 P.B. Switches

CONTROL BOX ASSEMBLY
5303918673

White Body



BLACK INDICATOR PANELS



Includes
24597203
Thermistor,
Defrost Control Board,
Temperature Control Board,
Door Light Switch, 40W Bulb in Socket

DOUBLE-DIGIT FACES



Bare Control **241739710**
Bare Control **241739709**

SINGLE-DIGIT FACES

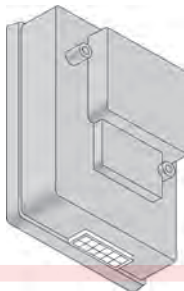


Bare Control **A01078804**
Bare Control **241739712**

ADAPTIVE DEFROST TIMER

ADAPTIVE TIMER
IN A BOX with
12 - Pin Block

242011001
(241736601)

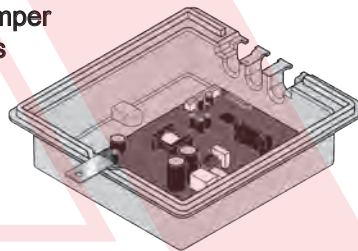


MAIN CONTROL BOARD KIT

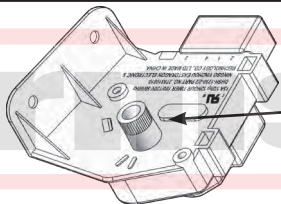
In Plastic Box

Includes 2 jumper harnesses

5303918523



OEM
ELECTROLUX
(FRIGIDAIRE)

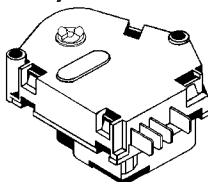


SIEBE (INVENSYS) WHITE PLASTIC
12 HOUR FREEZER TIMER
W/ 5/8" LONG ADVANCE STEM
5304518034

SIEBE (INVENSYS) WHITE PLASTIC

STANDARD - 4 WIRE REFRIGERATORS
215846604 (5303007400) 6 HR/21 MIN

241705102 12 HR/25 MIN



SPECIAL 8HR - 30 MIN WITH
INTERNAL CAPACITOR
215846602

Capacitor is in series with timer
motor - use 10k scale to test.

**3/8"
Stack**

EVAPORATOR MOTORS FOR LATE MODELS
1/8" SHAFT • CW ROTATION

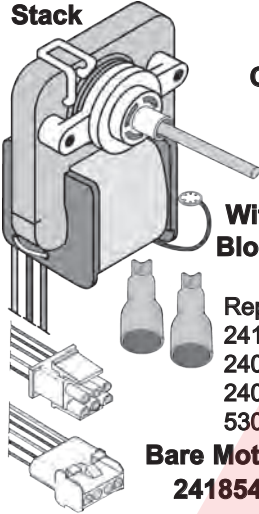
Use 530800010 Blade

Center Hub Mount
5303918549

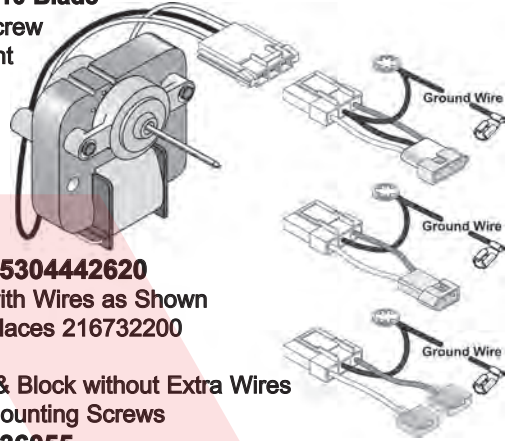
1/8" Shaft CW
With 15½" Harness,
Blocks, Bell Splicers,
& Instructions

Replaces:
241537301
240315802, 240315803,
240369701, 240369702,
5304445861 & Others

Bare Motor Only
241854301



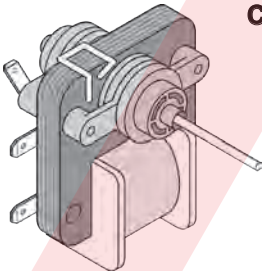
Rear Screw
Mount



5304442620
KIT with Wires as Shown
replaces 216732200

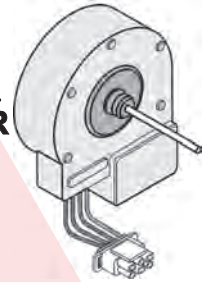
Motor & Block without Extra Wires
With Mounting Screws
5304436055

No Mounting Screws
297309000 (216934100)



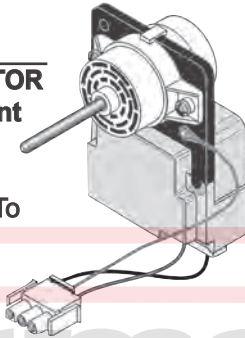
Center Hub Mount
Top Freezer
Models
241854401

EVAPORATOR FAN MOTOR
Special Plug & Uses 530800010
Fan Blade
241509402




EVAPORATOR MOTOR

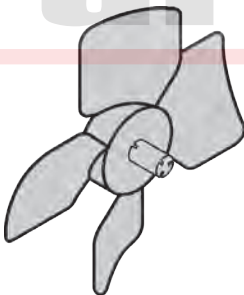
Center Hub Mount
1/8" Shaft
2-wire plug
No Ground Wire To
Center
242077705



GIBSON TYPE
Center Hub Mount 1/8" CW Shaft
With 3-pin block optional wiring
terminals include & Uses
530800010 Fan Blade
5300158289

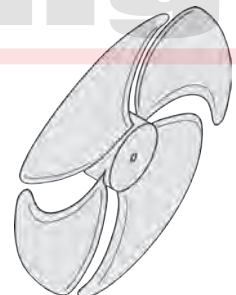


EVAPORATOR FAN BLADE

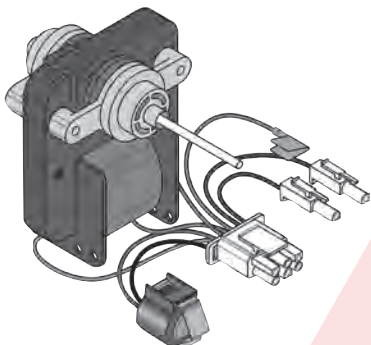


Red Plastic CW Blade
530800010
1/8" Shaft (218649000)

CW - 4" dia.
1/8" shaft
242219302
use with 242077702

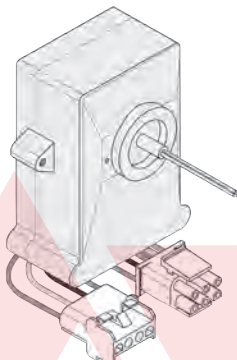


EVAPORATOR MOTOR



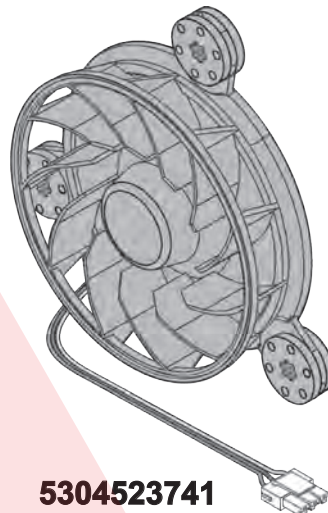
808602602

Center Hub Mount
3/8" Stack
1/8" x 1 1/8" Shaft
Includes Defrost Thermostat
& Harness



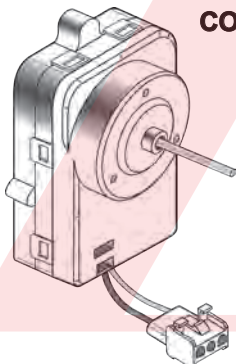
242219204

1/8" x 1 1/2" Shaft 115 V
• 3.3 W
2600 RPM
Includes Harness



5304523741

12 Volt DC - 0.24 Amp
Includes Harness



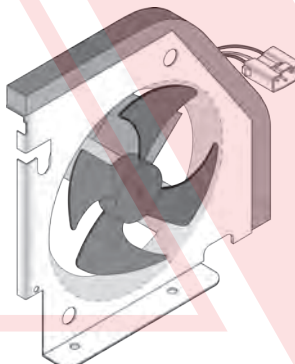
**CONDENSER MOTOR
& BLOCK**

242018304

1/8" x 1 7/16" Shaft
Case 3 3/4" High
x 2 1/2" Wide
(242018301)

Includes:
241696606
MOTOR

And
240524102
BLADE 5 3/4"
- CW -
Black Plastic



**CONDENSER
MOTOR
ASSEMBLY**

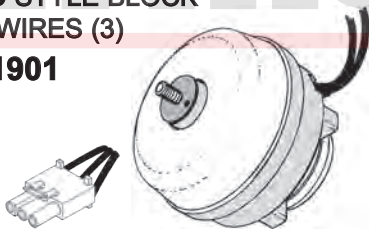
5303918774

Replaces
Motor No.
241696602,
241712101,
5304493894

OEM
ELECTROLUX
(FRIGIDAIRE)

**CONDENSER MOTOR & BLOCK
WITH OLD STYLE BLOCK**
12" WIRES (3)

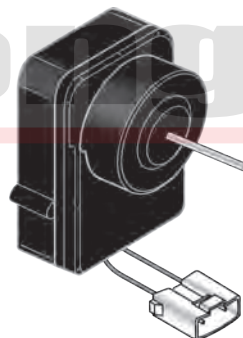
215501901



**CONDENSER MOTOR
& BLOCK**

297279500

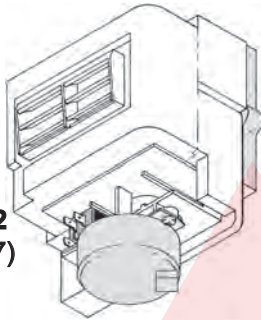
(241584301)
Black replaces
White



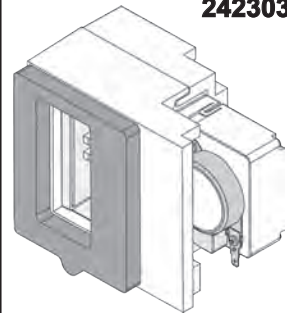
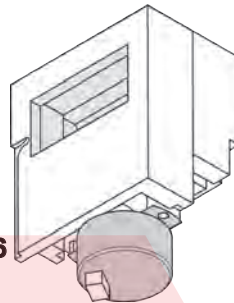
EXACT DAMPERS ONLY

242303001

241600902
(240521107)



241600906

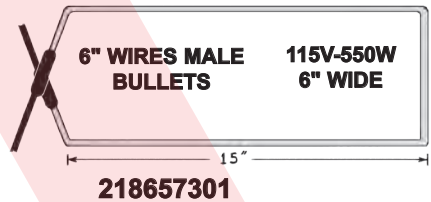


DEFROST ELEMENTS

5" WIRES
MALE BULLETS

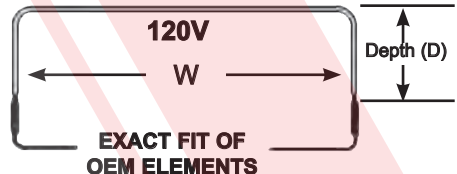
U-SHAPE
115V

Part No.	Wattage	W	L
218169802	600W	7¼"	16"
218169805	375W	7½"	14"
242044113	600W	8½"	13"
5303918255	450W	8½"	13"



STEEL TUBING DEFROST ELEMENTS FOR ALL BRANDS

W	D	Wire Ends	Watts	Part No.
17¼"	2"	Bullet	325	5303918203
18¾"	2"	Bullet	375	242044020
19"	2¼"	Bullet	375	240356221
19¼"	2"	Bullet	450	5308009754
21¼"	4"	Bullet	475	3206453
22"	2"	Bullet	340	5304496687*
22½"	4"	Bullet	575	5317842502
26"	2"	Bullet	410	216730700



*Includes 297216600 de-frost thermostat

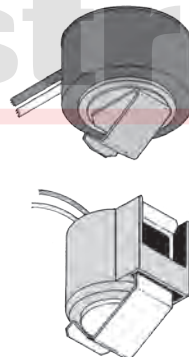
**GIBSON STYLE
SPECIAL SHAPE
FITS TUBING**



**Metal with Splicers
5303918202**

**CLIP MOUNT
L47-22**

**New Plastic with
Splicers
5303918214**

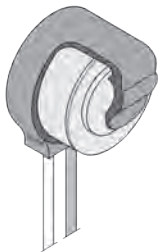


**New Plastic
Clip
Replaces
Metal
297216600
L42-21**

**5303918634
L50-29**

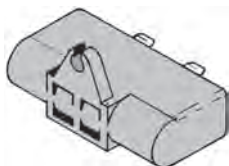
REFRIGERATOR PARTS

Electrolux
FRIGIDAIRE



**DEFROST
THERMOSTAT
FOR IM EVAP
HEATER
5303918810**

**FRENCH DOOR FRESH FOOD ICE MAKER
EVAP DEFROST HEATER
242094802**



Capacitors for Relays
Illustrated On This Page
Order Capacitor
Separately

<u>Part No.</u>	<u>Value</u>
297286801	10 μ F - 220V
297286803	15 μ F - 220V
*5304464438	15 μ F - 220V
*Kit with Terminals	

STARTER with Overload

<u>Part No.</u>	<u>On Overload</u>
241707701	412NBFYY-77AMF4AB
5304491585	319AFBYY-77DDX0AB

RELAY & OVERLOAD

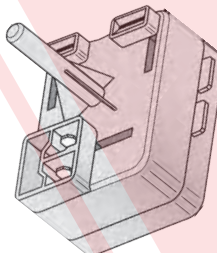
Includes 15 μ f capacitor, wiring & instructions

5304491941
(5SP14N302TFP on relay &
302TFBYY-77AAR3AB on overload)

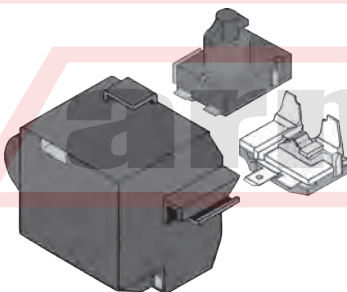
5304491944
(5SP14N414NFP on relay &
414NFBYY-77AAP3AB on overload)

STARTER

297259515	73F51N317H18AB
297259528	72F67J3-0103R18AB



EMBRACO COVER, RELAY & OVERLOAD

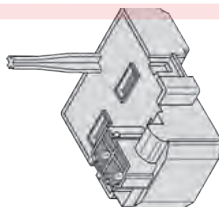


5304499966
on Overload
757NFBYY-53

EMBRACO STARTER with Overload (319NFBYY-77-APH1AB)

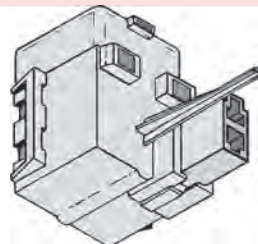
241941003
(513605006)

241941005
(513605033)



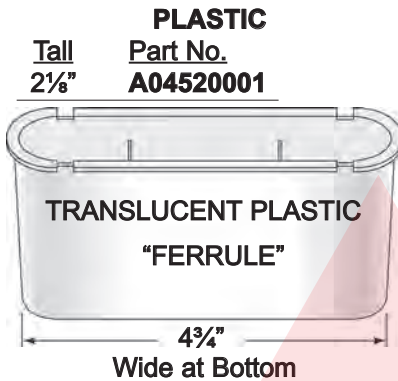
Embraco Type
with Overload
See Part Number
on Sticker

Part No.
216954235
297237702



OEM
ELECTROLUX
(FRIGIDAIRE)

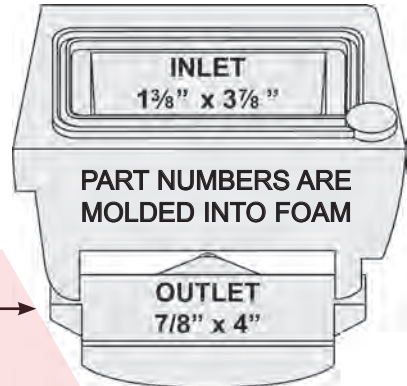
AIR DUCTS FOR TOP FREEZER MODELS



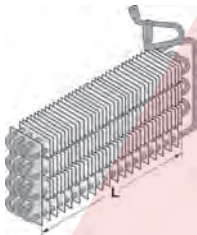
FOAM 2-PIECE

UPPER PIECE
"FERRULE"
240545001

LOWER PIECE
"DIFFUSER"
240362601

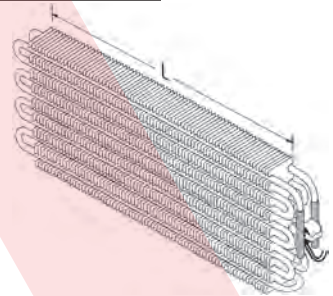


EVAPORATOR KITS FOR TOP FREEZER MODELS



Part No	Capacity	Fin Length
5303918274	18 - 21 Cu. Ft.	16"
5303918275	15 - 17 Cu. Ft.	14"

Kit Includes:
Heat Shield & Drier (5303305677)
with Instructions

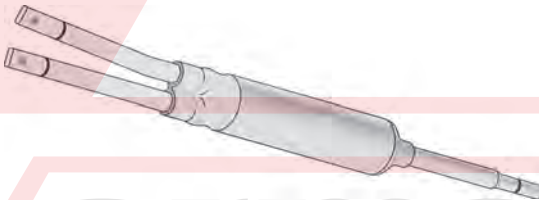


POPULAR EVAPORATORS

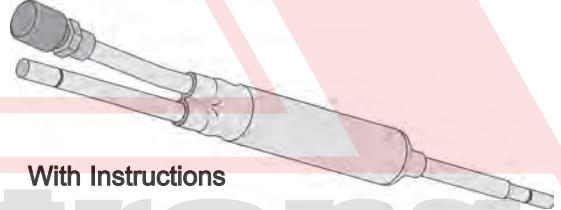
Part No.	Fin Length (L)	Included
5303918284	11"	5303305677 Drier
297414901	23 1/4"	-----

(216737300, 216997300, 297414900)

STANDARD DRIER



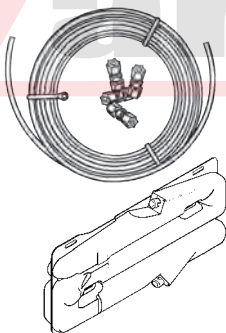
DRIER WITH DYE TO PINPOINT LEAKS



**TUBING RESERVOIR
REPLACES TANK**

Also Replaces:
218759501, 218871301,
& 241500101
5303918258

Replaces Old-Style
Plastic Reservoir
218942701

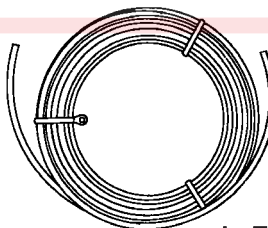


**5/16" HARD
PLASTIC TUBING (WHITE)**

60" Long
Cut-To-FIT

218976409

In Freezer Door & Others



FILTER CARTRIDGE

PureSource Plus™

Replacement Cartridge for
Built-In Water Filter

Kit Includes:

Cartridge, O-ring, and Instructions



WFCB (White Ends)

(WF1CB Blue Ends)

4" TALL

SEARS #9906 USE WFCB

HOUSING FOR FILTER CARTRIDGE AT LEFT

Separate Parts:
Top Housing for
5/16" fitting
240434301

O-Ring
218904301



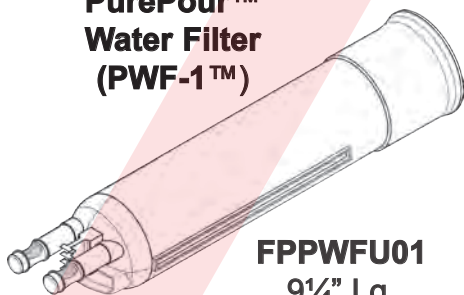
Housing Assembly
with O-ring and Dome

Includes Assembly
without Filter

for 1/4" Fittings
218904404

Lower Housing
240434401

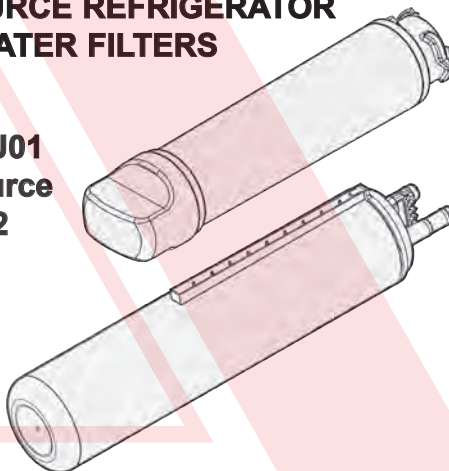
PurePour™ Water Filter (PWF-1™)



FPPWFU01
9¼" Lg.

PURESOURCE REFRIGERATOR WATER FILTERS

EPTWFU01
Pure Source
Ultra 2

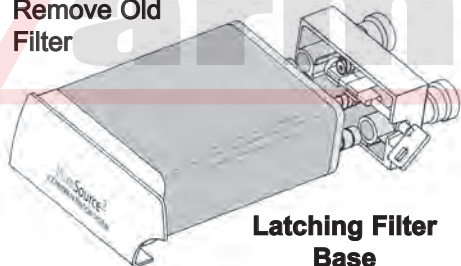


FRONT FILTER REPLACEMENT

WF2CB Frigidaire

EWF01 Electrolux

Push Button to
Remove Old
Filter



**Latching Filter
Base**
240396002

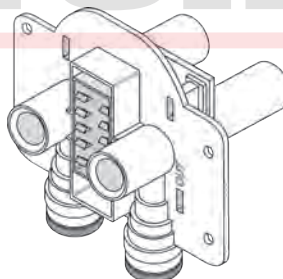
ULTRAWF Puresource Ultra 9½" lg.

WF3CB Puresource 3 - 7½" lg.

BASE FOR WATER FILTER

for ULTRAWF
and WF3CB
above.

242009602



OEM
ELECTROLUX
(FRIGIDAIRE)

ICEMAKER VALVES FOR NEWEST MODELS

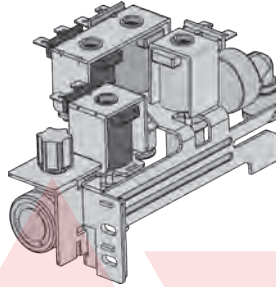
4-COIL VALVE

Models with 2 Ice Makers

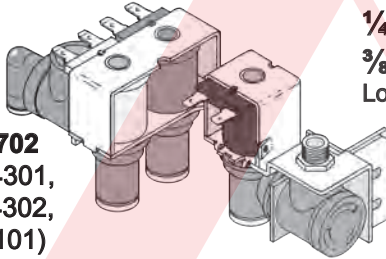
242253002

(242102201)

John Guest Fittings



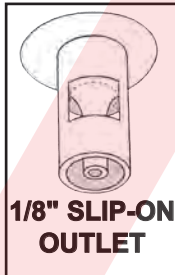
3-Coil Valve For Side-By-Side



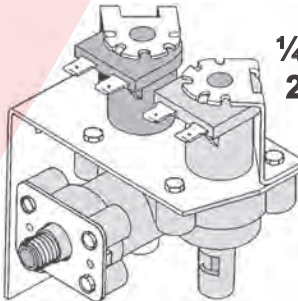
1/4" Main Inlet
3/8" & 1/4"
Lower Fittings

242252702

(241734301,
241734302,
240531101)



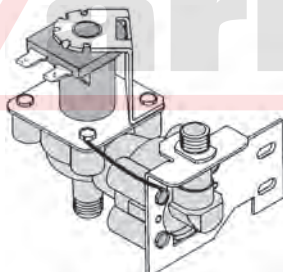
**1/8" SLIP-ON
OUTLET**



1/4" Comp. Inlet
218832401

SINGLE VALVE

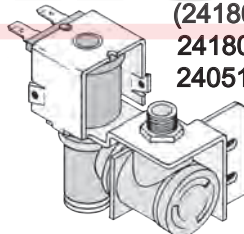
1/4" COMP. OUTLET
HOSE-BIBB INLET



218859701

For Top Mount

1/4" Inlet & 1/4" Outlet
w/John Guest Fitting



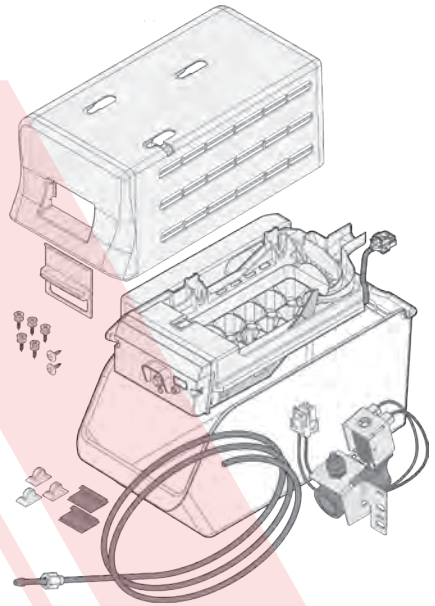
242252603
(241803703,
241803701,
240519601)

ADD-ON ICE MAKER KIT

for later model

Top Mount R-600 Models

IM117000




The Kit includes:

5 - Shoulder Screws, 2 - #8 Screws,
Bracket for 30" wide Refrigerators,
Ice Bin, Cover with Door, Pex Tube,
Clamps

5304532555 Flex Tray Ice Maker

5304520540 Water Valve

**EVAPORATOR THERMISTOR
FOR UPRIGHT FREEZERS**



297018400

REFRIGERATOR PARTS

Electrolux
FRIGIDAIRE

SIDE MOUNT - "RADIUS CUBE" - ICE MAKERS

12" 4 Wire Connector Attached w/ 4-Pin Plastic Block • 5" Arm

5303918277

Replaces Old Style Ice Makers
W/ harness adapter, wire ties &
instructions

5304458371

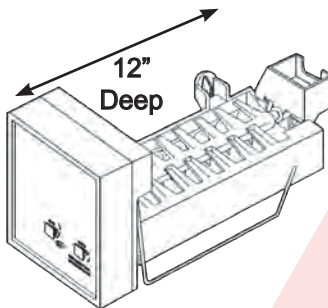
- Replaces 240352411, 240352409
- Includes wire ties for harness

241798231

- Bare Ice Maker

241642534

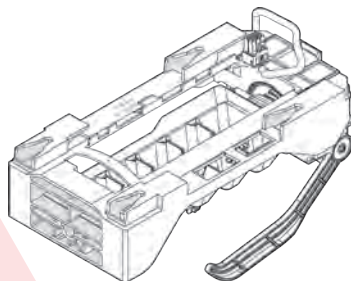
- Bare Ice Maker
- Includes 8" 4 wire harness
- 5" Arm



FLEX-TRAY ICE MAKER

243297613

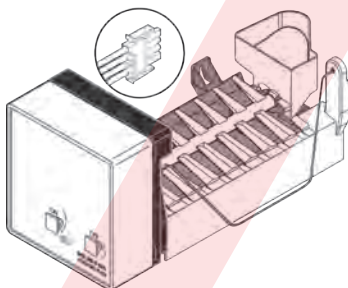
French Door
Bottom Mount Freezer



AIR HANDLER CONVERSION KIT

5303918784

For ice accumulation in flex
tray ice maker evaporator fan
housing repl. 5303978737
gasket kit. Kit includes all the
gaskets, a redesigned air hand-
ler housing, new fan support,
an evaporator heat shield &
instructions



BARE ICE MAKER

- Ice maker for bottom mount
units with ice maker in freezer
section.
- 8 cube. • 22" harness.
- Includes shutoff arm.

5303918493

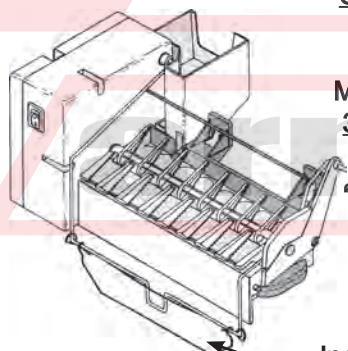
REAR MOUNT ICE MAKER AS- SEMBLY FOR SIDE X SIDE

Compact - 9³/₄"
Wide

Each Harvest
Makes Eight (8)
3/4" Wide Half
Circle Cubes

"Radius Cube"
Ice maker

5303918344
(241696501)



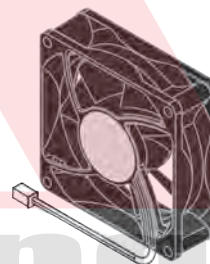
Includes
Sensing Arm Kit as Shown

Replaces part numbers
241696501, 241680601, 241627701

ICE CONTAINER FAN & GASKET KIT

Used on
bottom freezer models
using 243297609
Ice maker above


5304493604
(242119401)



FOR LATE MODEL TOP MOUNTS WITH FAN-COOLED CONDENSERS

IM116000
(IM115, IK9,
218736300)

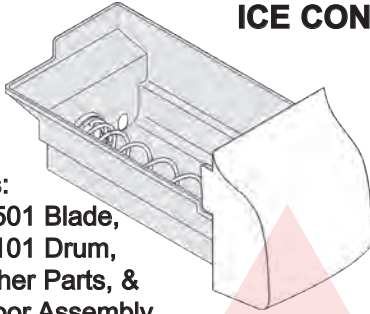
**ICE MAKER
ADD-ON KIT**



OEM
ELECTROLUX
(FRIGIDAIRE)

ICE CONTAINER ASSEMBLY

Includes:
241684501 Blade,
241685101 Drum,
All Crusher Parts, &
Front Door Assembly
241860801



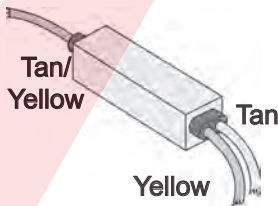
Includes:
241734001 Bucket,
241716101 Auger,
All Crusher Parts, &
Front Door Assembly
241860803
(240323813)



**BARE ICE
CONTAINER
241734001**

Includes
240567001 Diode
with wire con-
nectors, shrink
tubing, & instruc-
tions.
Controls
Water Flow to
Icemaker &
Water Dispenser

**DIODE FIX KIT
5303918287**

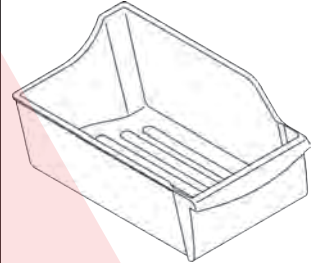


**ICEMAKER FILL
SPOUT
241796405**

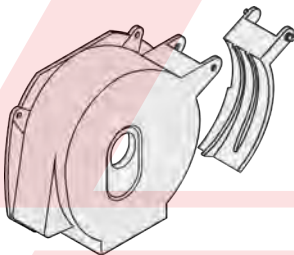


Replaces:
240387101,
241523501, 241796401
1/4" Tubing Fitting

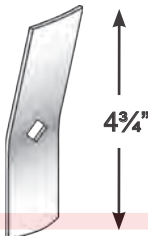
**ICE CONTAINER
240385201**



**CRUSHER HOUSING
241885001**

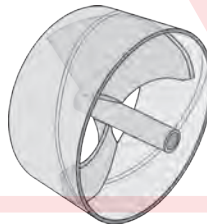


**DRIVE BLADE
FOR CRUSHER**



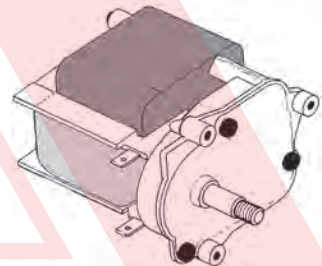
241684503

**DRUM FOR
DISPENSER**



241685101
CLEAR PLASTIC

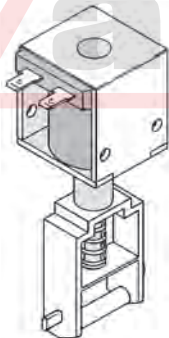
18 RPM AUGER MOTORS



115V/2.3A 5304462594 **115V/3.2A 242221501**

Interchangeable Motors

**ACTUATOR SOLENOID
KITS**



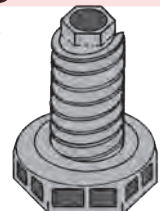
**SOLENOID &
ARMATURE
ONLY
241675803**

**COMPLETE
W/ YOKE
241675704**
(5304404333)

**BLACK PLASTIC
LEVELING LEG**

For Freezers &
Other Products

3/4"
Thread
216396900



REFRIGERATOR PARTS

Electrolux
FRIGIDAIRE

PARTS FOR ICE & WATER DISPENSERS

DISPENSER ASSEMBLY

Insulation
241688601



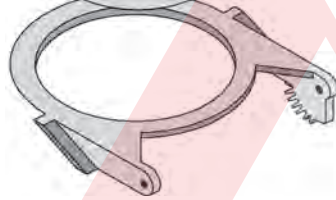
Rubber Top Piece
241688701

3-Wing Center
241688501



Rotary Damper
241689301

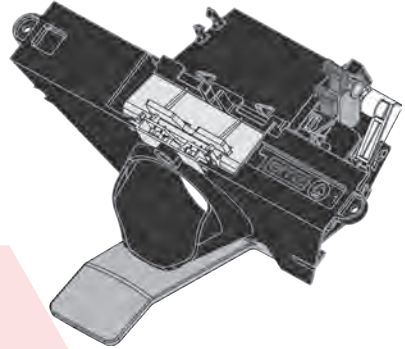
Ice Door
241688401



Door Spring
241688901
(5304426649)

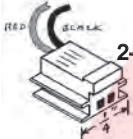


Part No. Chute/Paddle
242074223 Black/Gray
242270101 Clear/Clear
242074216 Black/Clear

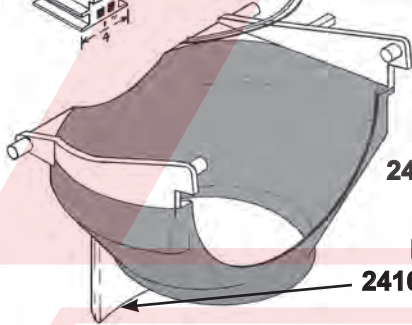


ACTUATORS ICE & WATER

LIGHTED AC-TUATORS



2-WIRE BLOCK (SMALL)

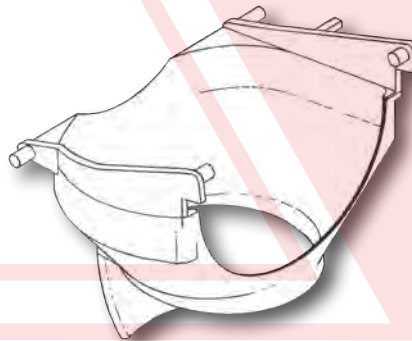


Ice
241682303

Water
241685703



WATER
White 241682001
(5304421825)
Black 241682003

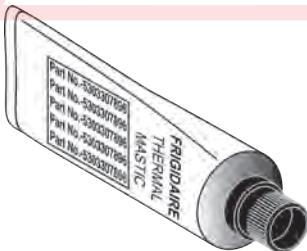


Ice (White)
241681901

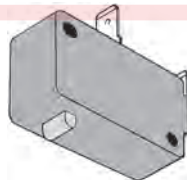
Ice (Black)
241681903

OEM
ELECTROLUX
(FRIGIDAIRE)

THERMAL MASTIC
5303307896

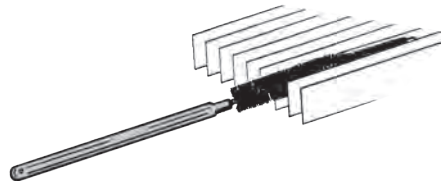


MICRO SWITCH IN DISPENSER
3/16" Term. SPST-NO



241689106

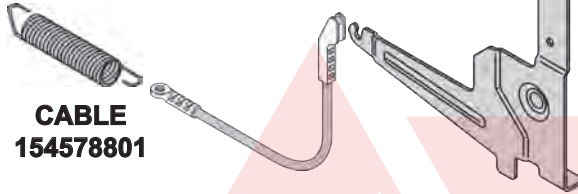
CONDENSER COIL BRUSH
L304433062



HINGE PIECES

SPRING
154579101

LEFT or RIGHT
5304513274



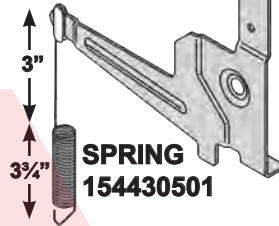
CABLE
154578801

Hinge Pieces above also used with the configuration to the right.

PLASTIC LINK
154325201

Not Included with each hinge

LEFT or RIGHT
5304513274
(154691101, 154691201)

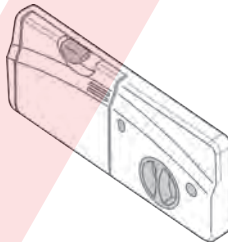


SPRING
154430501

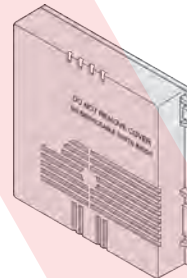
DETERGENT & RINSE AID DISPENSERS

DARK GRAY
Light Knob
5304507354

Electronic Sensor for Rinse Agent Level



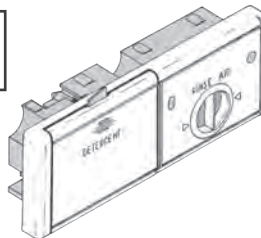
DARK GRAY
Black Knob
5304506521
(154860102)




VENT ASSEMBLY
5304523304
(154773301)

For positive I.D. Part No. is stamped on Rear

154574401
(154230103, 154230101)



DOOR SPRINGS

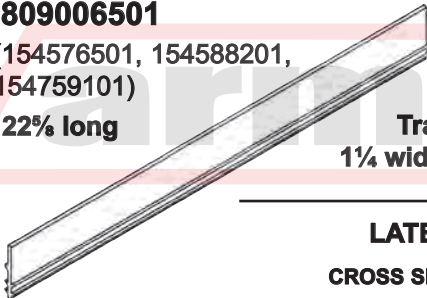


154430601

809006501

(154576501, 154588201, 154759101)

22⁵/₈" long

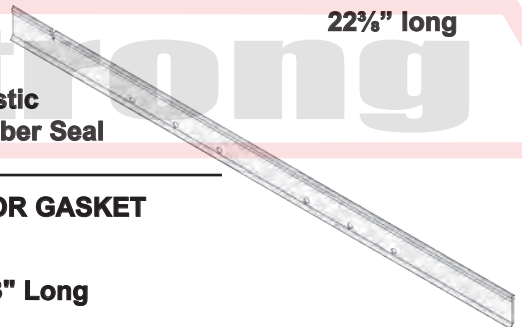


DOOR BOTTOM GASKETS

Translucent Plastic
1¹/₄" wide - Beige Rubber Seal

5304500204

22³/₈" long



LATE MODEL DOOR GASKET

CROSS SECTION



←¹/₂→

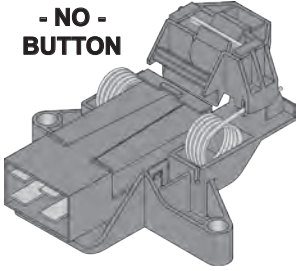
Black 73" Long
154827601

Replaces: 154211801,
154845301

DISHWASHER PARTS

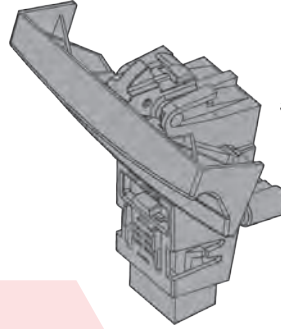
Electrolux
FRIGIDAIRE

**- NO -
BUTTON**



5304525218
(212720123,
212861920
5304527418,
5304516818,
154758101,
154722401)

Includes Door Strike, Wire Terminals,
Mounting Screws & Instructions

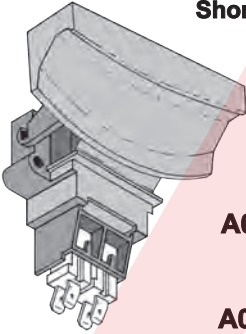


5304517280
Black

LATCH ASSEMBLIES

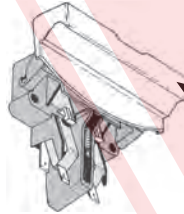
SMOOTH TOP BUTTON

Short Button



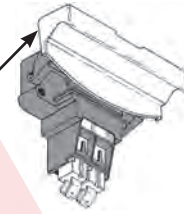
White
A00099901

Black
A00099902



Latch with Micro Type Switches
are No Longer Available
Replace with Kit

White Ceramic
Switches
Replaced by Black
A00104102



New Style
Ceramic Block Switches
Included in Kit

Button Kit With 154827901
Color Gasket
White 5304442173
Black 5304442175

METAL STRIKE

Used with All
Latches Shown

154662601



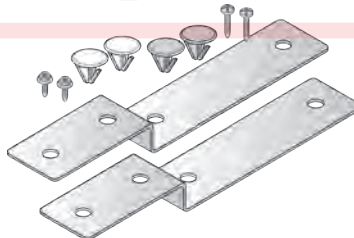
SIDE MOUNT KIT

For installations where it is
not possible to attach to top.

Kit includes:

- Two Brackets
- All Screws
- 2 White & 2 Grey Plugs
- Instructions

DWBRACKIT1



WHEEL & BRACKET

Grey

5304532229

(5300809640, 154174502,
154174501, 154174503)

1 3/4" Diameter

FLAT TREAD

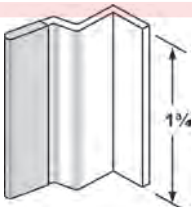
5/16" Shaft Included



SPLASH KIT

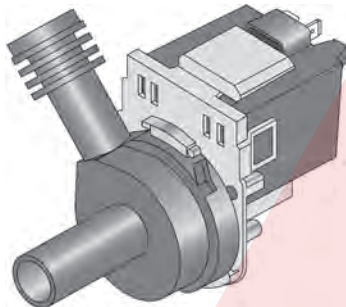
Kit Includes
2 Corner
Pieces &
Instructions
Stops Door
Leaks

154701001



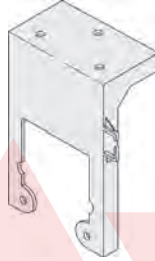
OEM
ELECTROLUX
(FRIGIDAIRE)

1 1/4" Outlet



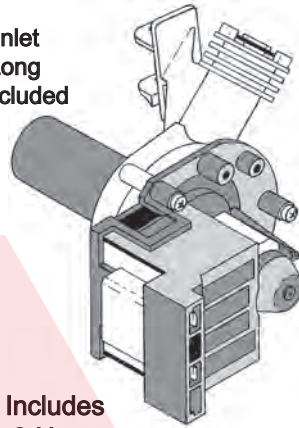
7/8" Inlet
1 3/4" Long

Bare Pump & Motor
A00126501
(154640201)



**DRAIN PUMP
& MOTORS
FOR
LATER
MODELS**

7/8" Inlet
• 2" Long
Hose Included




1 1/4" Outlet
with
Check Valve

Includes
2 Hose
Clamps

Two 1/4"
Spade
Terminals
for Wires
120V

154580301



**MOST
POPULAR**

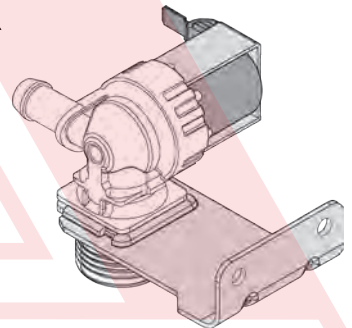
**DISHWASHER
INLET VALVE**

154637401

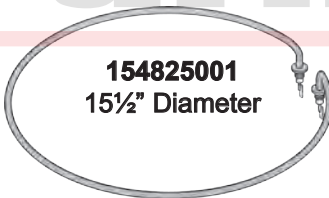
Replaces
154445901,
154359801,
154476101

**DISHWASHER
INLET VALVE**

807047901

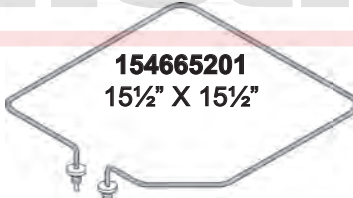


HEATING ELEMENTS - LATE MODELS



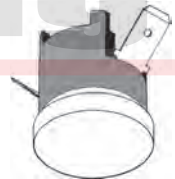
154825001
15 1/2" Diameter

WITH MALE SPADE TERMINALS
Mounting Nuts Are Part No. **154106202**



154665201
15 1/2" X 15 1/2"

THERMOSTATS



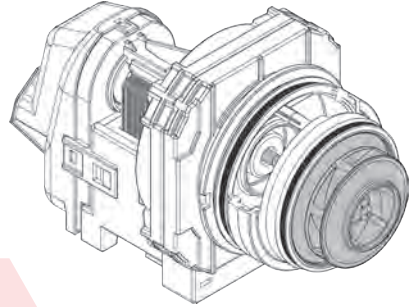
Terminal Size	°F	Part No.
3/16"	L200	154290204

PUMP AND MOTOR ASSEMBLY

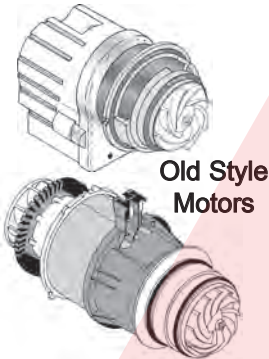
5304519906

(A11651402)

Dishwasher Motor Pump Assembly
120V - 80W -1.5A



“JOHNSON” MOTOR KITS



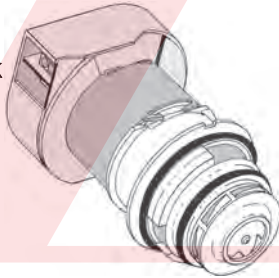
Vent Housing

RPM	Color	Amps	Watts	Description	Part No.
Var.	Black	2.0	120	2 & 3 Pin	154853801
2900	Black	2.0	120	2 & 3 Pin	154844101
2900	Black	0.6	60	2 Pin w/harness	154859101
3400	Grey	1.0	100	2 Pin w/harness	154859201
2900	Black	0.6	60	2 Pin	154844301

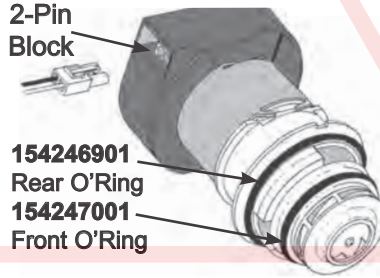
All Above Include O-Rings

New Style Motors

2-Pin Block

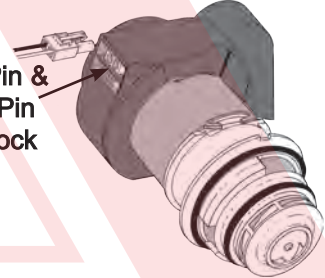


2-Pin Block



154246901
Rear O'Ring
154247001
Front O'Ring

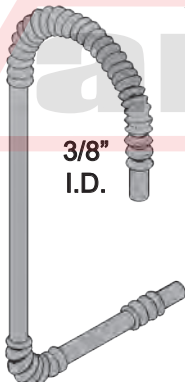
3-Pin & 2 Pin Block



OEM
ELECTROLUX
(FRIGIDAIRE)

VALVE TO SPOUT HOSE

5304523457
(154577401)

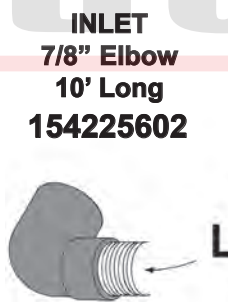


3/8"
I.D.

Formed Hose Replaced
by Plain Black Rubber
Tube Developed
Length 26"

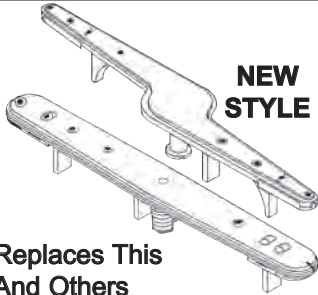
DISHWASHER DRAIN HOSES STEP OUTLET --- 7/8" Max.

INLET
7/8" Elbow
10' Long
154225602



INLET
1 1/4" Elbow
8' long
807117001
(154753201,
154411003)

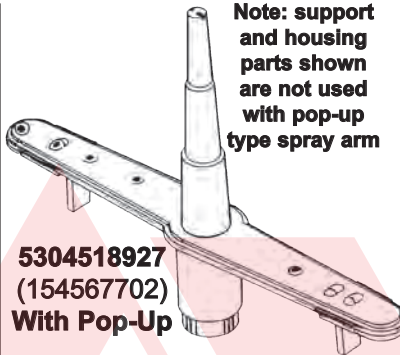
LOWER SPRAY ARMS



**NEW
STYLE**


Replaces This
And Others
Grey replaces White

5304517203



Note: support
and housing
parts shown
are not used
with pop-up
type spray arm

5304518927
(154567702)
With Pop-Up



5304507158
Lower Wash Arm

5304518968
(5304506515)
SUPPORT

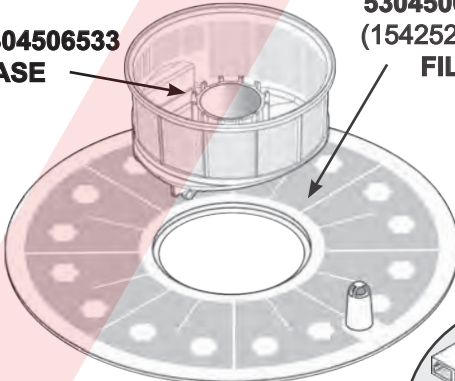


**1998 & LATER
DISHWASHERS**

GASKET
154406401



5304506533
BASE



5304506525
(154252401)
FILTER

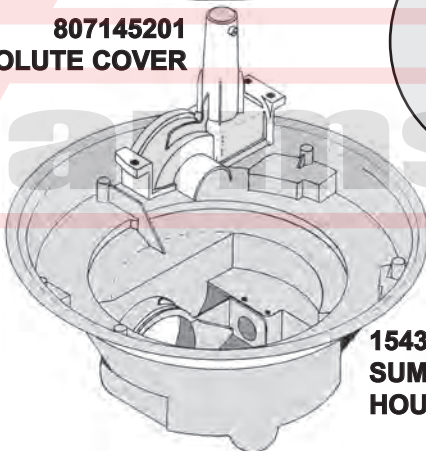
GROMMET
5304506517



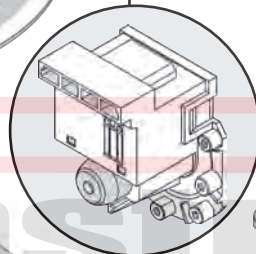
**NEW GREY
UPPER
SPRAY ARM**

9 1/4" Long
5304506516
(154698901, 154698902)
Replaces Other Colors

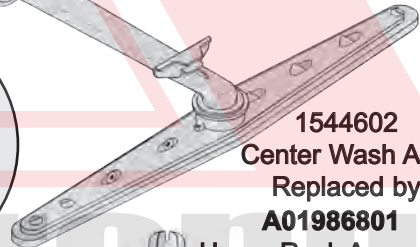
807145201
VOLUTE COVER



154365902
**SUMP
HOUSING**

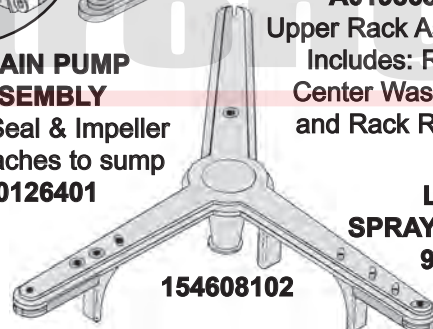


**DRAIN PUMP
ASSEMBLY**
w/Seal & Impeller
attaches to sump
A00126401



1544602
Center Wash Arm
Replaced by
A01986801

Upper Rack Assembly
Includes: Rack,
Center Wash Arm
and Rack Rollers



**LOWER
SPRAY ARMS**
9" Long
Each
154608102

DISPOSER

Electrolux
FRIGIDAIRE

Direct Wire Garbage Disposer 1/2 Horsepower FF05DISPD1



- Instant, high speed-torque 1/2 HP and 2600 RPM.
- BIOSHIELD® protect against odors caused by food residue and buildup.
- Designed for sound reduction with partial sound shell.
- 4 yr. Warranty and Lifetime Warranty against failure due to corrossions.

DRYER PARTS

Electrolux
FRIGIDAIRE

----- PLASTIC DOOR HANDLES -----



**4" TALL SNAP IN
(1316447)**

**WHITE -
131644700**

**ALMOND -
131644701**

134412860

**12 1/4"
TALL**

**GLOSSY BLACK
Also Used On
Matching Washer**



OEM
ELECTROLUX
(FRIGIDAIRE)

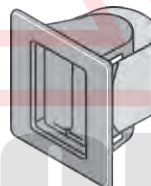
**VERY
POPULAR**

**CLOTHES DOOR
LATCH KIT
5366021400**



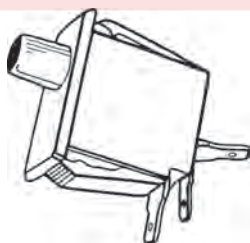
PLASTIC FEMALE CATCH ONLY -

**WHITE
131658800**



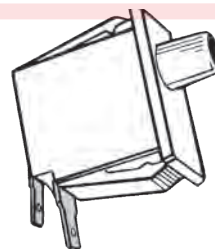
**GRAY
131658820**

DOOR SWITCHES

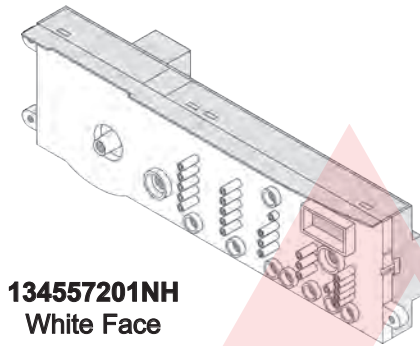


**FOR GAS AND
ELECTRIC
3 WIRE
134813601
(131843101)**

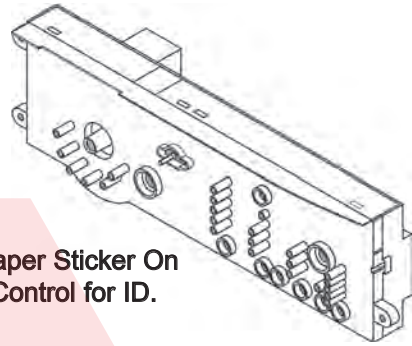
**2 WIRE
134813600
(131843100)**



ELECTRONIC CONTROL BOARDS - 12½" WIDE
NO SHAFT •• TWO DISTINCT STYLES •• WITH SHAFT



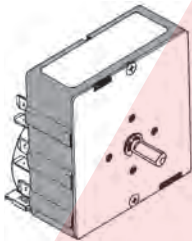
134557201NH
White Face



Use Paper Sticker On
Old Control for ID.

- 134484212** White Face
137008010NH White Face

NH = No Housing



**MALLORY TIMERS FOR
LATE MODELS**
CHECK NUMBERS ON
ORIGINAL TIMER

- 131062300**
131719100
5303297177 (148281)

TWIST-TO-START START SWITCHES

NoTab

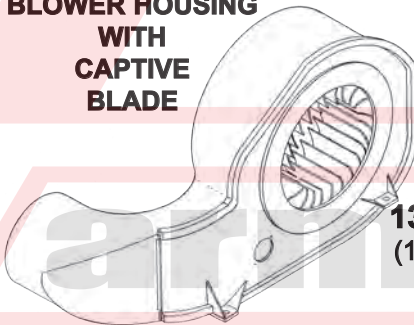
- 134399700**
(131447500,
ASR2173-08



With Tab

- 134398300**
Shaft flat at 2
o'clock
(131447800
ASR2373-105T)

**BLOWER HOUSING
WITH
CAPTIVE
BLADE**



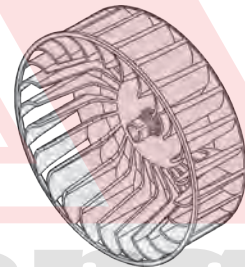
BLOWER WHEELS

8" Dia.
2½" Deep
1/2" w/flat

- 131476300**

L.H.
Thread
on Blade

- 131775600**
(131775610)

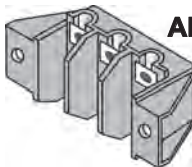


- CLAMP FOR BLOWER WHEELS**
5304488479

TERMINAL BLOCKS


Also Used on Some Cooking Appliances

- BLOCK**
134101400



For Late
Models

For Older
Models



- 5304409888**

DRYER PARTS

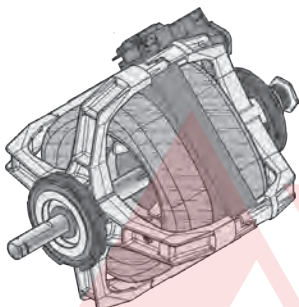
Electrolux
FRIGIDAIRE

MOST POPULAR DRYER MOTORS

----- PULLEY INCLUDED -----

**1/2" W/Flat
Blower Shaft**

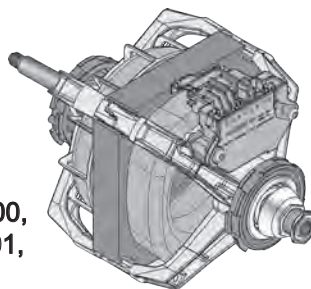
5303937189



**Stack Models
134196602**

Threaded Blower Shaft

**Standard 1/4 HP
131560100**



**Standard 1/3 HP
5304529782**
(134693302, 137115900,
134693300, 134693301,
5304510568)




**LINT SCREEN
RECTANGULAR TOP
12" x 2"**

**5304516871
(131359602)**

DRUM ROLLER ASSM.

5304523155
(Newer Stack Dryers)

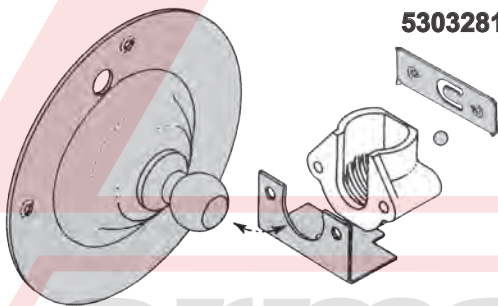


DRUM ROLLER

5304523152
(Roller Only No Shaft)

TUB BEARING KIT

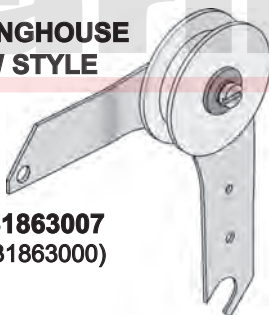
5303281153 KIT



Kit Includes:
SHAFT (BALLHITCH)
131777700
PLASTIC BEARING
131825900
GROUNDING BALL
5303281019
LUBRICANT - 1/2 OZ.
LUBRIPLATE # 930AA
5303307893
Plus all screws and nut-plate

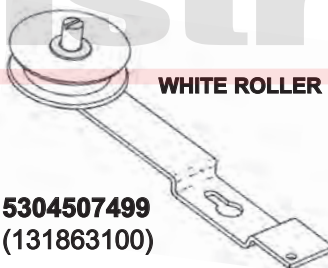
**WESTINGHOUSE
NEW STYLE**

**131863007
(131863000)**

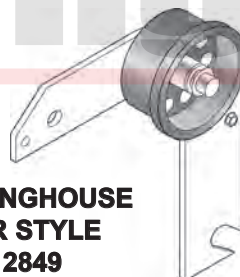


WHITE ROLLER

**5304507499
(131863100)**



**WESTINGHOUSE
OLDER STYLE
5303212849**



OEM
ELECTROLUX
(FRIGIDAIRE)

DRUM BEARING REPAIR KITS

Both Kits Include 5303281153 Bearing Kit Shown on Previous Page
134503600 88" Multi-V Belt, & 131863007 Idler

5304457724

With 5303937182 Upper & 5303937183
Lower Felts

5304461262

With 5303937139 Upper & 5303283286
Lower Felts

**GLIDES & FELTS FOR LATE
MODEL DRYERS**

GLIDE RING HALVES

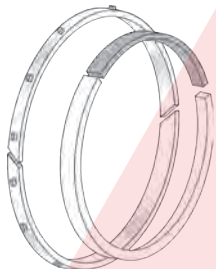
• Snap into Clothes Basket Throat • 2 per Dryer

137513300

UPPER FELT - Grey 16" Long
5303937182

LOWER FELT - White 47" Long
5303937183

NEW UPPER FELT
For Latest Models
Longer - 16 $\frac{5}{8}$ " Long - Grey
134440200



**DRUM GLIDES AND FELT SEALS
FOR DRUM FRONT**

GLIDES/FELT ASSY.

3 Glides are Attached to Felt 16 $\frac{1}{2}$ " Long

5303937139

LOWER SEALS

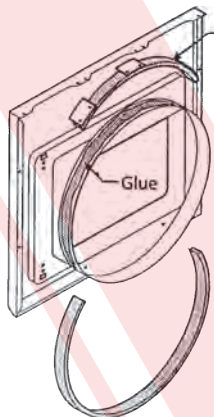
1/2" x 7/8" - 35" long

5303281049

3/8" x 7/8" , 47" long

5303283286

Glue & instructions
included



**HEATING ELEMENT ON 20 $\frac{1}{2}$ " PAN
DRYER - LATE MODELS - STACK WD
5/16" TERMINALS**

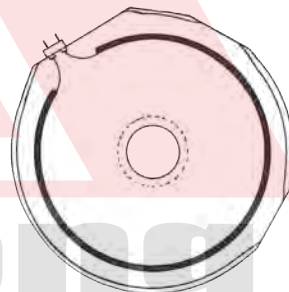
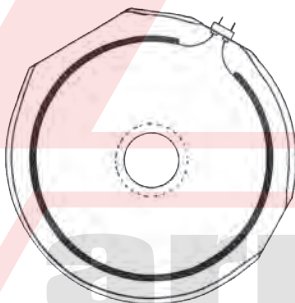
**BLOCK
MOUNTS ON
SHORT FLAT**

131553900

**BLOCK
MOUNTS ON
LONG FLAT**

**131475320
(131475300)**

- USE 5300622034 RESTRING -



**RESTRING COILS LARGE TWIST (3/4")
WITH WELDED MALE SPADE ENDS**

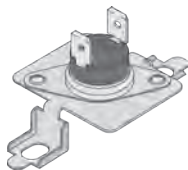
<u>Term Size</u>	<u>Part No.</u>	<u>Description</u>
1/4	5300622032	Coil Only
1/4	3937010	Kit with Block
5/16	5300622034	Coil Only



DRYER PARTS & LAUNDRY BELTS

Electrolux
FRIGIDAIRE

THERMAL LIMIT



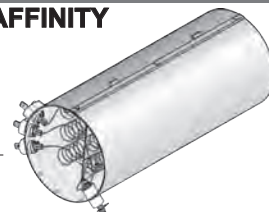
137032600 L275°F

137539200 L314°F

HEATING ELEMENT USED ON AFFINITY

SERIES DRYERS

Part No.	Description
134792700	5500W 3-Wire
137114000	4700W 2-Wire



STYLE "G"



STYLE "AX"



STYLE "K"



STYLE "J-1"

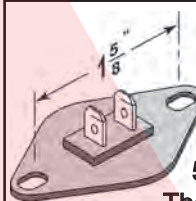
HEAT ANTICIPATOR



Heater for
Thermostats

131658100

Part No.	Style	"A" Dim.	°F	# Term.	Features
131298300	K	1 $\frac{5}{8}$ "	L140	4	Internal Heater
134048800	K	1 $\frac{5}{8}$ "	L135	4	Internal Heater
134120900	J-1	1 $\frac{5}{16}$ "	L222	2	Thermal Fuse
134587700	76J	1 $\frac{5}{8}$ "	-	2	Thermistor
134711401	J-1	1 $\frac{5}{16}$ "	L180	2	Thermal Fuse
3204267	G	1 $\frac{5}{8}$ "	L250	2	Flush Mount
3204307	AX	1 $\frac{5}{8}$ "	L135	2	Cup Extension
5303211472	J-1	1 $\frac{5}{16}$ "	L330	2	Thermal Fuse
5303281113	G	1 $\frac{5}{8}$ "	L285	2	Flush Mount



134587700

Thermistor
50KΩ@70°F
Therm-o-disk 76J

LAUNDRY BELTS

Many part numbers printed on belts are from manufacturers who have been acquired by Electrolux. Such numbers from Franklin, Frigidaire, Gibson, Kelvinator and Westinghouse are shown in the cross reference on the next page.

*** INDICATES VERY POPULAR BELT - TRUCK STOCK**

Part No.	Description	Mfg Style
TOP LOAD WASHERS		
* 134511600	V 1/2 32 145371 White Cover	NEW
5300622451	V 3/8 33 Q622451 Black Cover	WEST
5303280326	V 1/2 32 133171, 8004064 White Cover	FRA
5308001832	V 3/8 32 Q181625 Tan Cover - Short	WEST
FRONT LOAD WASHERS		
134051000	MV 6J 53 Main Belt	NEW
134051003	MV 7J 53 Main Belt	NEW
DRYERS		
* 131553800	MV 4H 87 Reversing Dryer	NEW
* 134503600	MV 4H 88 148270 Late Models	NEW
137292700	MV 4H 90 148271 Late Models 134503900	NEW
134719300	MV 5H 90 Late Models	NEW
5300638957	MV 4J 90 1970-79 Dryers	FRIG
* 5303161099	MV 3J 79 136102 Stack Combo	NEW
5303281154	F 1/2 88 Q63807 Flat Belt	WEST
5307537239	MV 4J 89 1966-69 Dryers	FRIG

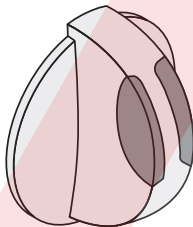
OEM
ELECTROLUX
(FRIGIDAIRE)

CROSS REFERENCE FOR WCI LAUNDRY BELTS

Old Part No.	Mfg Style	New Part No.	Old Part No.	Mfg Style	New Part No.	Old Part No.	Mfg Style	New Part No.
134163400	DRY	134503600	3283471	DRY	134503600	Q181625	TOP	5308001832
136102	DRY	5303161099	638957	DRY	5300638957	Q62149	FLW	5303261155
139318	TOP	5308011289	63510	DRY	5300063510	Q62152	FLW	5303261153
143056	DRY	5303281154	7537239	DRY	5307537239	Q622451	TOP	5300622451
144667	TOP	5303280326	78448	DRY	5308027638	8011289	TOP	5308011289
3161152	TOP	5303280326	78794	TOP	5308002451	Q63806	DRY	5303281154
3261151	FLW	5303261151	8001832	TOP	5308001832	Q63807	DRY	5303281154
3261153	FLW	5303261153	8002451	TOP	5308002451	Q63808	DRY	5303281154
3261155	FLW	5303261155	8004064	TOP	5303161152	Q63812	DRY	5303281154
3281154	DRY	5303281154	8006498	TOP	5308006498	8015096	FLW	5303261151
3283287	DRY	137292700	Q12970	FLW	5303261151	8015132	FLW	5303261155
			Q181623	TOP	5308001832	8015133	FLW	5303261153

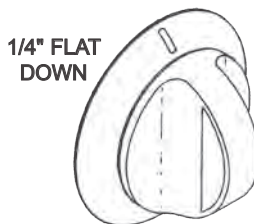
KNOBBS & DIALS
FOR WASHERS & DRYERS

• **MOST POPULAR** •
1 1/2" Dia. • **White**
1/4" - "D" Flat Down



Ext. Part No.
1/8" **134844410**
1/4" **134844470**

MOST POPULAR
TIMER KNOB
- 2 5/8" DIAMETER



134011703
White Knob
Grey Pointer

WHITE KNOBS w/BLACK POINTER



1 5/8" DIAMETER
• 1/4" Extension
(131141105)

131858004



SWITCH KNOB
1/4" D - FLAT
DOWN

1/8" Extension
131965300

WHITE KNOBS
2 3/8" Diameter



A

3/4" Extension



B

Recessed

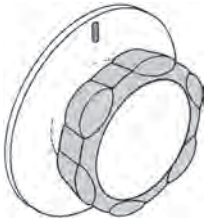


C

Pic.	Flat	Pointer	Part No.	Mold
A	Down	Black	131873304	131893-3
B	Down	Black	134043000	-
C	Down	Black	131873500	WE1X10082
C	Up	Red	131264905	-

WASHER PARTS

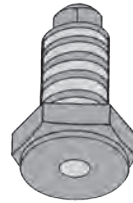
Electrolux
FRIGIDAIRE



3" DIAMETER SKIRT

134886700

Replaces: 1340354 & 134035500
1/4" D STEM FLUSH • FLAT DOWN
GREY GRIP (CUSHIONED)



**BLACK PLASTIC
LEVELING
LEG & PAD
1" THREAD
134548800**

ELECTRONIC CONTROL BOARDS - 12½" WIDE • TWO DISTINCT STYLES

**NO SHAFT
White Face**

Part No.

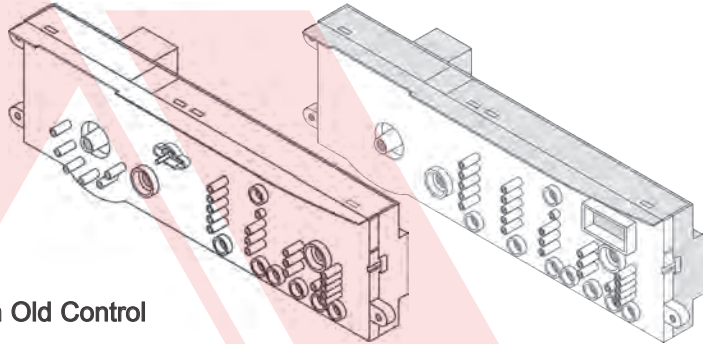
137006000

137006030

137007000NH

WITH SHAFT

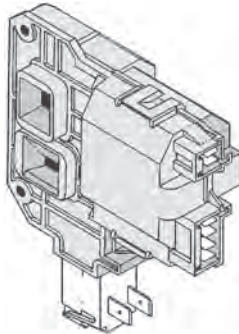
137005000NH White Face
Positive I.D. On Paper Sticker On Old Control
No Housing



LATCH/SWITCH

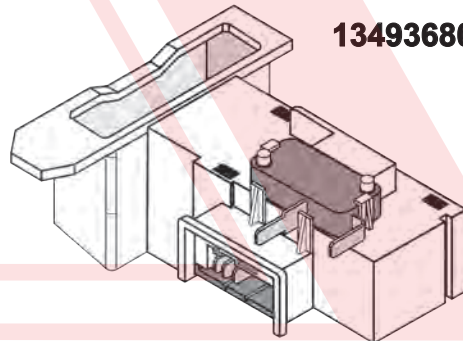
131763256

(131763245, 131763202,
131763255)



**LID LOCK
White Plastic**

134936800



STRIKE

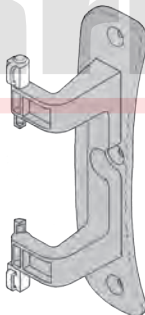
131763310 | **131763302**
WHITE **GREY**

OEM
ELECTROLUX
(FRIGIDAIRE)

**DOOR
HINGE
BRACKET**

With Swivel
Bushings

134550800

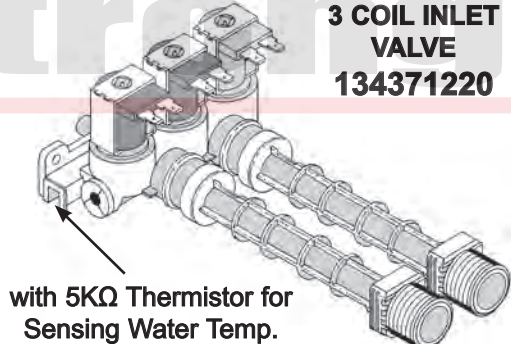


**DOOR
HANDLE**

**Medium
Grey
134472202**




**3 COIL INLET
VALVE
134371220**



with 5KΩ Thermistor for
Sensing Water Temp.

For Later Models

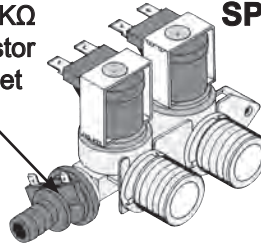
134211400



With 50K Ω
Thermistor
at Outlet

SPECIAL MOUNT

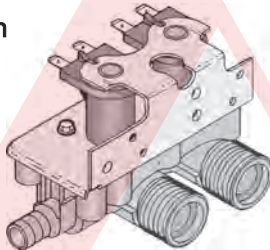
134890600



**INLET VALVE Fits Virtually
ALL Older Frigidaire washers**

New Style Body with
Swiss Cheese
Mounting Bracket
(Screws Included)

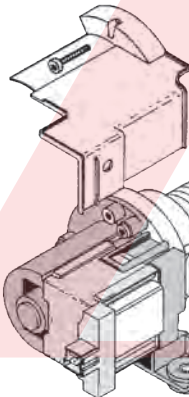

134190200



1/2" Outlet No Flow Washer

4 COIL INLET VALVE

134637810



137221600
(137108100)
PUMP/MOTOR

**FOOT
MOUNT
4 1/2" O.C.**

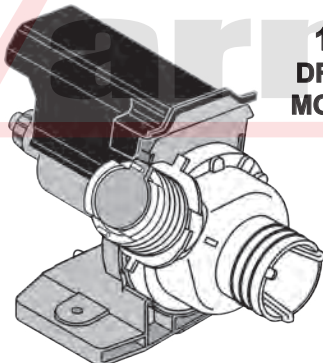
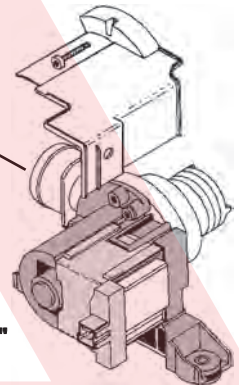
OUTLET

**MOST
POPULAR**

137108000
PUMP/MOTOR

OUTLET

**FOOT
MOUNT 5"
O.C.**

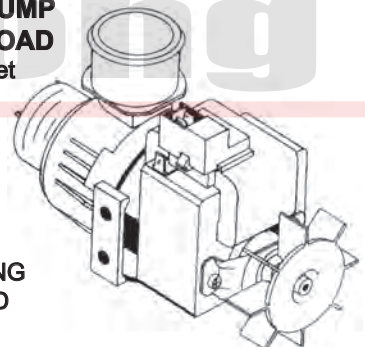


137240800
**DRAIN PUMP &
MOTOR FRONT
LOAD
MODELS**

**DRAIN MOTOR/PUMP
TOP & FRONT LOAD
1 1/2" Inlet & Outlet**

131268401

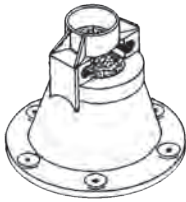
**ROTATE HOUSING
TO MATCH OLD
PUMP**



WASHER PARTS
TOP & FRONT LOADERS

Electrolux
FRIGIDAIRE

TUB TRUNNION





**5/16" - 18
TUB SCREW
MOUNTS**
131545101

**137107000
CLAMP BAR**



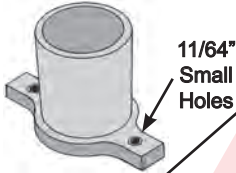
**CLAMPING
BOLT**
137539500

IDLER PULLEY
131862900



SPLINED DRIVE BLOCK
134418700

"T" BEARING
3204405




**TRANSMISSION
PARTS**

For Later
Models
CENTER SEAL
5303279394



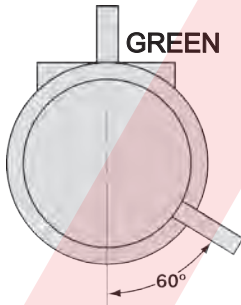
CENTER TUB SEAL
for Older Models
5308950197



Replaces
F79420
F141783
8950056

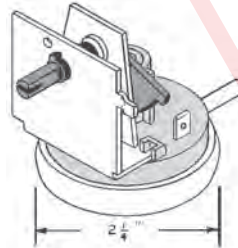
ADJUSTABLE WATER LEVEL SWITCHES
3-POSITION

Note Inlet Angle & Shaft Color

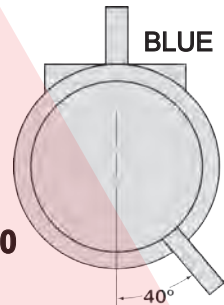


GREEN

134422700



134411600



BLUE

OEM
ELECTROLUX
(FRIGIDAIRE)

**NO KINK DRAIN HOSE WITH ELBOW TO
FIT PUMP FOR FRONT-LOAD AND
TOP-LOAD WASHERS**

**1 1/2"
ELBOW**

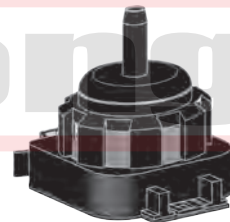


With Check Valve
131461200

**90"
LONG**

W/O Check Valve
134592700


**WATER LEVEL SWITCH
FRONT LOAD**



134762010

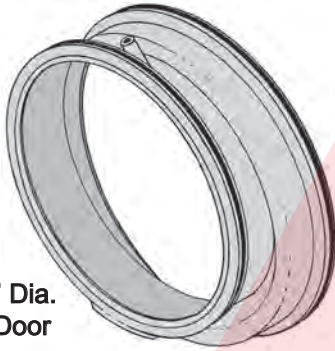
TUB-TO-PUMP HOSE

1 1/2" I.D. 14" LONG



131494800

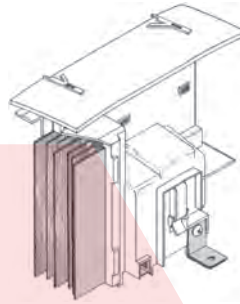
DOOR BOOT KIT - GREY COLOR
134515300 (1347409- No Lite Hole)



14" Dia.
at Door

Includes:
2 Retainers
for Help
Installing
(Tools) &
Instructions

MOTOR CONTROL BOARD
In White Plastic Box
with 5" Long Heat Sink



134743500
(134409904)

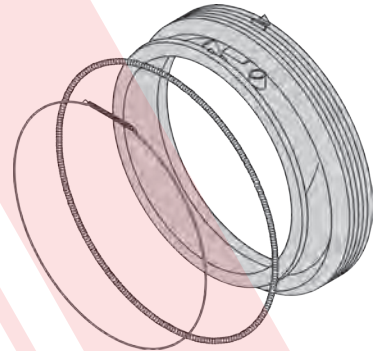
BELLOWS KITS

14" Diameter

<u>Part No.</u>	<u>Description</u>
134527100	Clamp
134365300	Retainer
134728400	Bellows

16" Diameter

<u>Part No.</u>	<u>Description</u>
134616300	Clamp
134616200	Retainer
134616100	Bellows



SHOCK ABSORBER KIT


Includes 2 Shocks

1 Spare Pin,

4 Lock Nuts

5304485917

SHOCK KIT



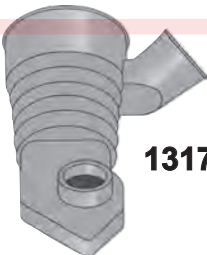
131268300

SHOCK ABSORBER PIN

4 Used

MOLDED RUBBER DRAIN TRAP

Protects Pump from Coins, Buttons, Etc.



131784700



134455900

SUSPENSION SPRING

1 1/8" Dia. X 4"
Long



Heavy Duty
Spring
2 Used to hold
Tub in Place

134144700

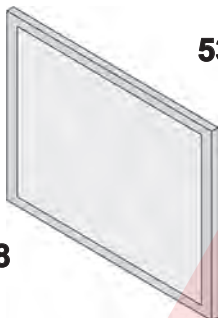
Includes
Plastic End
Sleeves

MICROWAVE PARTS

Electrolux
FRIGIDAIRE

ALUMINUM FILTER

Flat
1/8" Thick
5 7/8" x 7 7/8"



5304509444

Flat
5 1/16" x 7 5/8"
3/32" thick

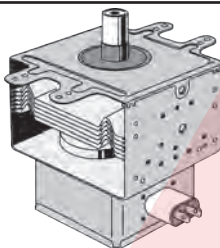
5303319568

GLOSSY BLACK HANDLES

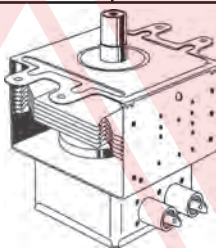


11 3/4" long
5304477398
(5304472481,
5304464066)


11 1/2" long
5304440323



5304467693
(2M240J, A354)




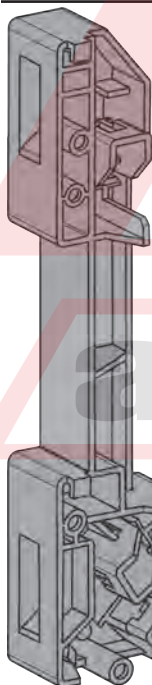
5304521745
(2M253J, A293)



5304519335
(2M248J)

MAGNETRONS

5304509457 LATCH ASSEMBLY



5304509460
SPST Interlock
Switch - N.O

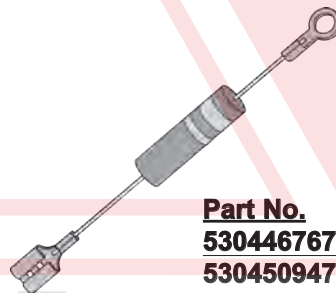


CERAMIC FUSE
5304509451
20Amp 125V



5304509459
SPST Interlock
Switch - N.C

HIGH VOLTAGE RECTIFIER



3/16"
Eyelet

Part No. **Spade**
5304467670 1/4"
5304509479 3/16"

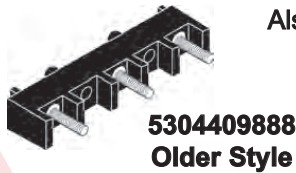
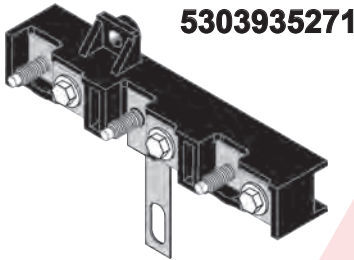
H.V. CAPACITOR

5304467671
230V
0.94µF




OEM
ELECTROLUX
(FRIGIDAIRE)

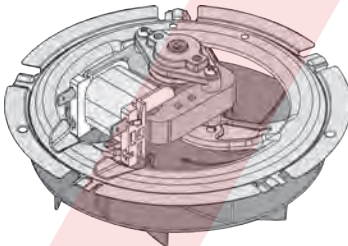
HEAVY DUTY TERMINAL BLOCK - WITH GROUND STRAP -
Includes instructions for replacing older style which is still available



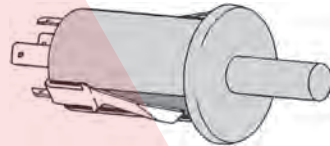
Also Used on
Dryers



OVEN COOLING FAN
318575600



OVEN LIGHT SWITCHES



Terminals

Part No.	1/4"	3/16"	1/8"	Action
316445501	-	2	2	1 NO - 1 NC
316445500	-	2	-	SPST - NC

LAMP, SOCKET & LENS
FOR OVEN

316116400
Ceramic Socket



INDICATOR LAMP ASSEMBLY

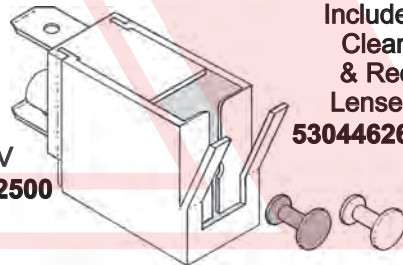
250V
316022503

SNAP-IN
LENS KIT

Includes
Clear
& Red
Lenses


5304462665

125V
316022500



LEVELING LEG
(FRONT)

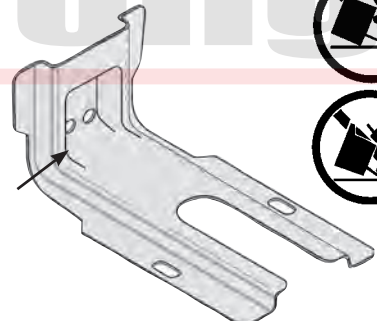
5304509869



ADD-ON ANTI-TIP KIT

316112005
(5303935180)

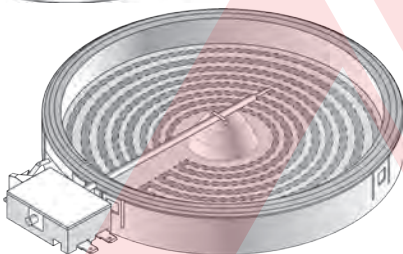
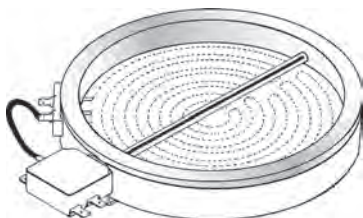
Screws included for
mounting to wall or
floor. Range rear
leveling leg slides
under bracket



RANGE PARTS

Electrolux
FRIGIDAIRE

OPEN RIBBON SURFACE UNITS FOR GLASS TOPS – WITH HI LIMIT
All Elements are 240V • See Number On Old Element



<u>Dia.</u>	<u>Part No.</u>	<u>Watts</u>
6½"	318178110*	1200
6½"	318198817	1200
9"	318198834*	2200
9"	903118-9010	2200
9"	318198923	2100/1000
9"	389082702	2100/1000
9"	316555800*	2500/1200
9⅞"	316135401*	2500
9⅞"	5304533520*	3000/1400

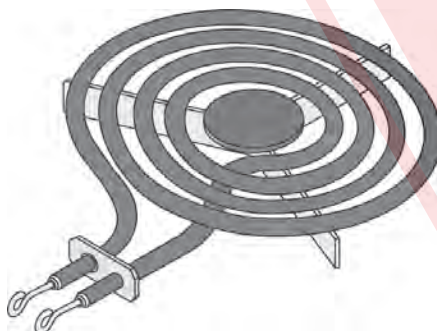
*HI LIMITS DO NOT GO ACROSS FULLY

PLUG-IN SURFACE UNITS

QUALITY ELEMENTS BLACK MEDALLION

6" - 4 TURN
318372211

8" - 5 TURN
316442301



ECONOMY
6" - 3 TURN
318372210

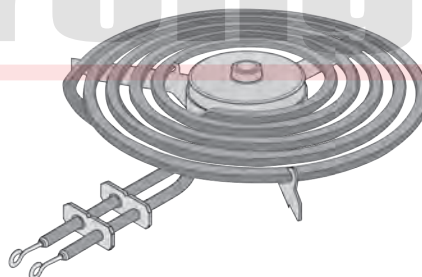
8" - 4 TURN
316442300

OEM
ELECTROLUX
(FRIGIDAIRE)

RANGE SURFACE ELEMENT SAFETY BURNERS

This element has temperature limiting capabilities to reduce the risk of cooktop oil and grease fires.

<u>Part No.</u>	<u>Description</u>
5304516159	240V/2150W 8" Surface Unit
5304516160	240V/1300W 6" Surface Unit



**EXTRA HEAVY CHROME BOWLS
PLUG ACCESS HOLE 1 1/4" WIDE**



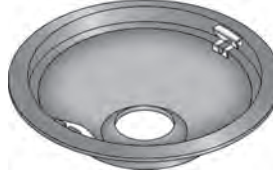
**No Slot
6" 316048414**

Replaces 5303280336, 5304432494

8" 316048413

Replaces 318067056, 5303013588,
5303935054

**PANS WITH LATCHING SPRING TAB
GLOSSY BLACK
PORCELAIN**



**6" A316222201
(5303935055)**

**8" A316222301
(5303935053)**

CHROME



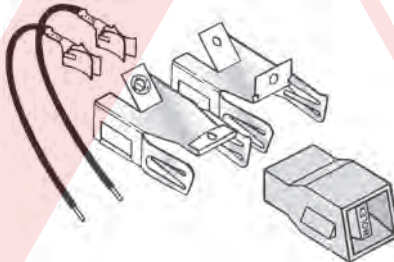
6" 5303935057

**8" 316048413
(5303935054)**

Fits standard plug-in units. Spring tab holds unit in place.

NEW BLOCK KIT

KIT INCLUDES

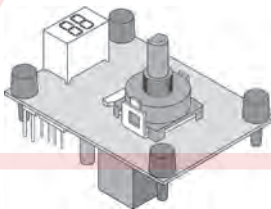


- 2 BRACKETS
- "MOLEX" BLOCK
- TERMINALS WITH WIRES ATTACHED
- CERAMIC NUTS
- INSULATING SLEEVES
- INSTRUCTIONS

5303935058

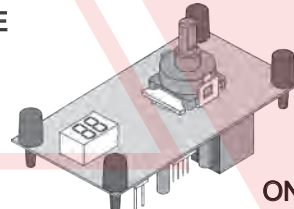
REPLACES 5303912666 & 5301167733

NEW SWITCHES (RHEOSTATS) For Smooth Top Ranges



**316441804
Single**

**ON CONSOLE
316441801
Dual
2 3/8" x 3 1/4"
BOARD**



**316443401
SWITCH**

**2 3/8" x 4 1/4"
BOARD
ON COOKTOP**

- CROSS REFERENCE FOR SWITCHES APPEARING ON NEXT PAGE -

3204920	5303935086	318078201	90357-9010	318220080	90136-9010
3206430	5303935086	318120503	5303935086	318293821	318293827
3206431	5303985142	318220006	318293820	318293918	318293918
8002908	5303935086	318220007	318293827	318369605	318293820
8002909	5303935086	318220014	318293818	318369606	318293827
8012864	5303985142	318220015	318293820	318369612	318293918
697T017P02	5303985142	318220020	90136-9010	318369613	318293827
699G001P05	5303935086	318220021	90136-9020	318369615	90136-9010
6997T015P02	5308010418	318220066	318293820	318369616	90136-9020
316436000	5303935086	318220067	318293827	Q(E) 214024	5303935086
316436001	5303935086	318220074	318293818	Q(E) 214502	5303285143
318078200	90357-9010	318220075	318293827		

RANGE PARTS

Electrolux
FRIGIDAIRE

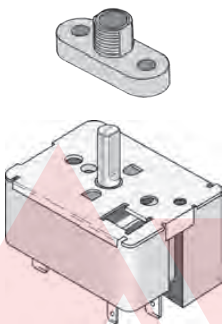
NEW STYLE INVENSYS - WHITE BODY - FIG. "8" SHAFT

Kit with Adapter & Screws

6" UNITS
903136-9010
(318369615)

----- **1 1/8" Shaft** -----

8" UNITS
903136-9020
(318369616)



9/16" Shaft

6" 316436000

8" 316436001

7/8" Shaft

6" 318293818

8" 318293827

1 1/8" Shaft

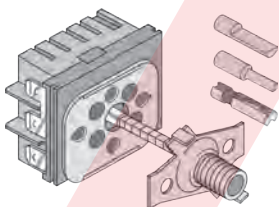

6" 318293819

1 1/2" Shaft

6" 318293824

8" 318293825

Bare Switch



INVENSYS NEWEST TYPE SWITCH KIT Black & Blue Switch

Includes shaft adapters, mounting plate, screws, nut and complete instructions.

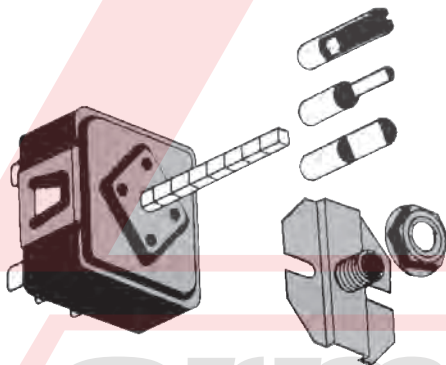
903057-9010

"ROBERTSHAW" PUSH-TO-TURN SWITCHES FOR WCI RANGES

REPLACE COROX AND KING-SEELEY

CW - OFF TO HI IS ONE CLICK CLOCKWISE

* Kit Includes shaft adapters



5303935086

KIT

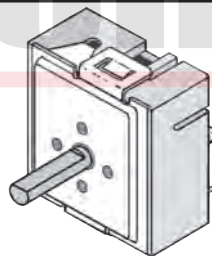
6" & 8" CW

EGO SURFACE CONTROL FOR DUAL RIBBON UNITS UNDER GLASS COOKTOPS

316238201

1/4" D Stem

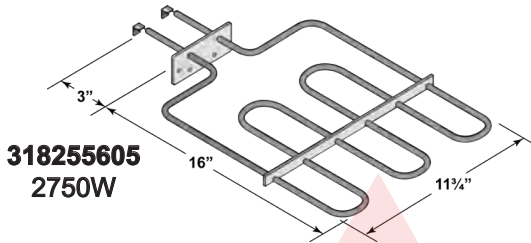
3/4" Long



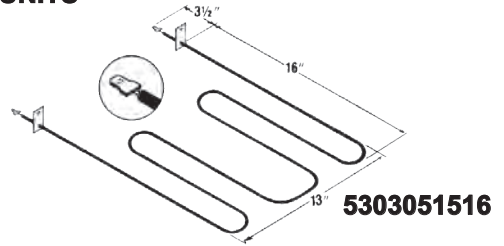
CROSS REFERENCE FOR ABOVE SWITCHES IS ON PREVIOUS PAGE

OEM
ELECTROLUX
(FRIGIDAIRE)

5 LOOP BROIL UNITS



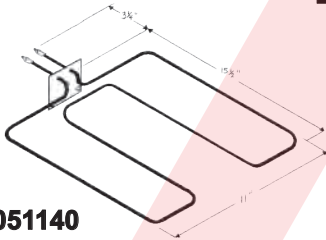
318255605
2750W



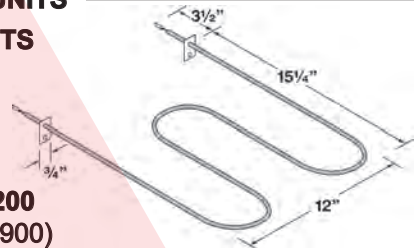
5303051516

LATE MODEL BROIL UNITS

3 LOOP BROIL UNITS



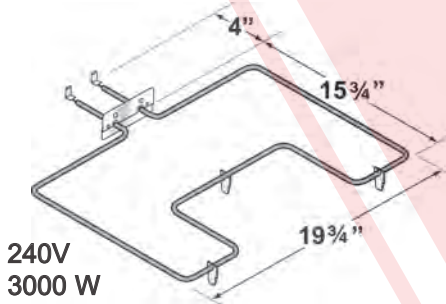
5303051140



316203200
(316199900)

**POPULAR
WIDE BAKE UNIT
FOR LATE MODELS**

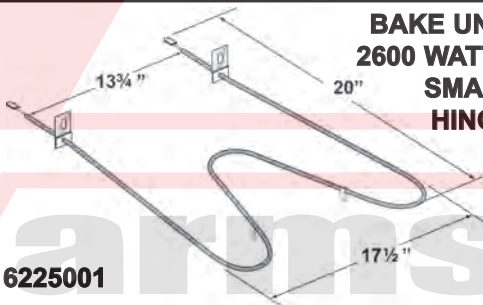
Bake
318255006



240V
3000 W

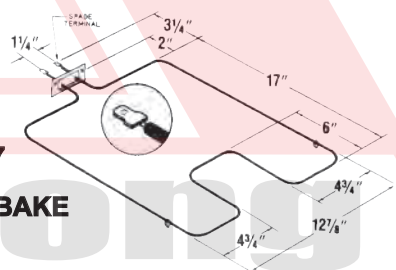
Replaces:
(5303310512,
318255000,
318255002)

**BAKE UNIT
2600 WATTS
SMALL
HINGE**



316225001

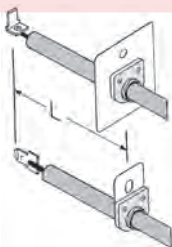
OLDER FRIGIDAIRE BAKE UNIT



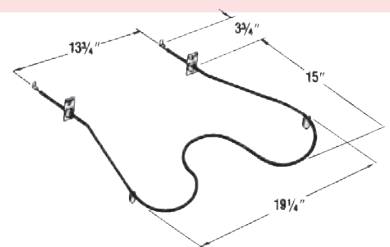
5309950887

NARROW BAKE

**MOST POPULAR SHAPE –
THREE PART NUMBERS**

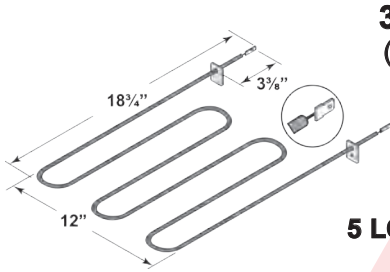


	"L"	Leg	
Hinge	Dimension	Height	Part No.
Large	3 3/4"	1"	5303051519
Large	3 1/4"	1"	5308003347
Small	3 1/2"	1 1/4"	316075103



RANGE PARTS

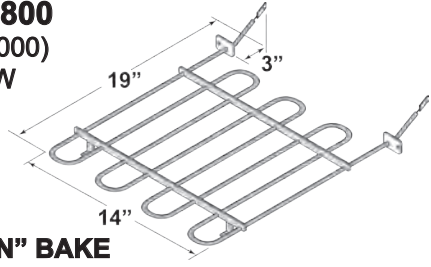
Electrolux
FRIGIDAIRE



316203301
(316200600)
4000W

5 LOOP BROIL

316413800
(316206000)
3500W



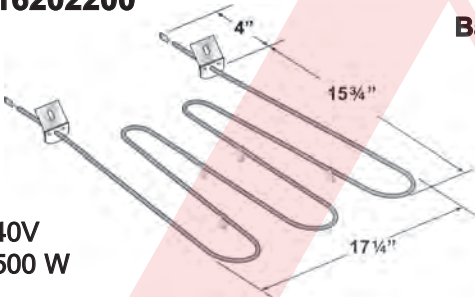
"HIDDEN" BAKE

POPULAR BAKE UNITS FOR LATE MODELS

316202200

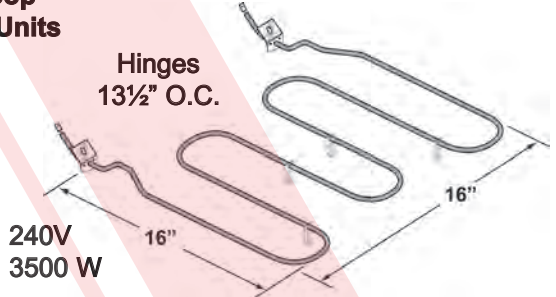
**5 Loop
Bake Units**

316415900



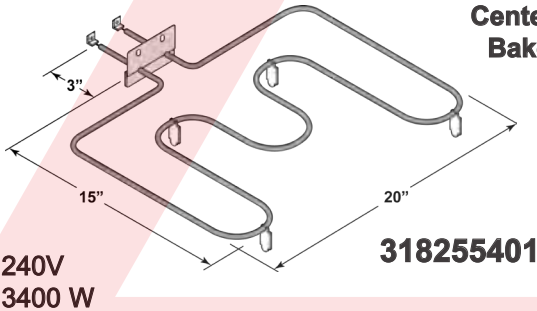
240V
3500 W

**Hinges
13 1/2" O.C.**



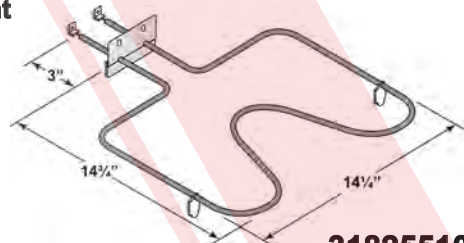
240V
3500 W

**Center Mount
Bake Units**



240V
3400 W

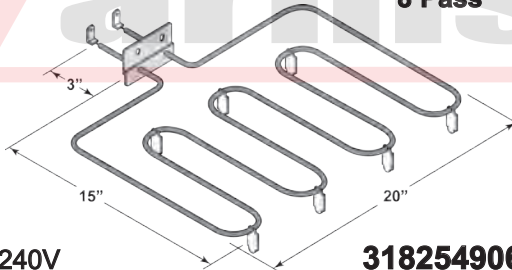
318255401



240V
2100 W

318255101

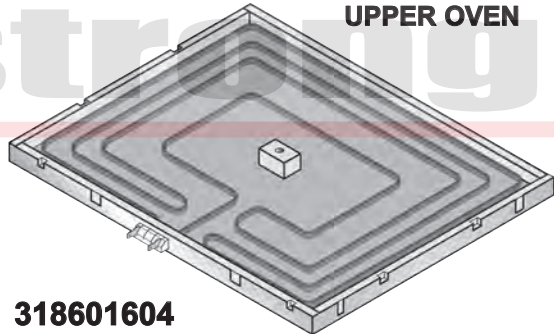
**Center Mount
Bake Unit
8 Pass**



240V
3400 W

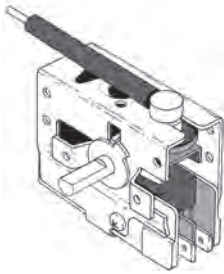
318254906

**"HIDDEN" BAKE
UPPER OVEN**



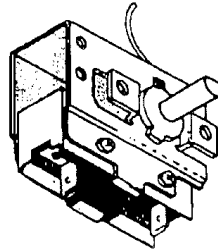
318601604

OEM
ELECTROLUX
(FRIGIDAIRE)



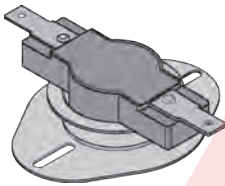
**INVENSYS CONTROL
ER-27
36" Capillary
316215900**

1/4" D Shaft
3/4" long



**EATON
1" SHAFT
E/R-27
316032408
275-3423-00
w/ Auxiliary Switch**

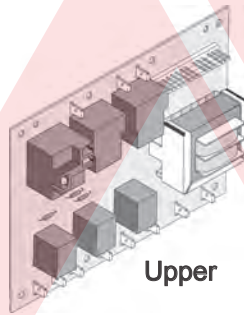
**105°C SAFETY
THERMOSTAT**




318578506

BAKE/BROIL RELAY BOARDS - 5" X 7"
Used with Electronic Oven Controls

Upper Oven Lower Oven
- with - No
Transformer Transformer
318022002 318022001

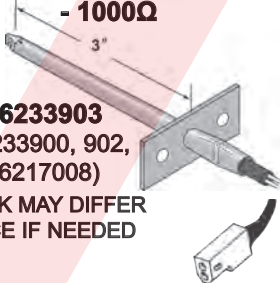


Upper



Lower

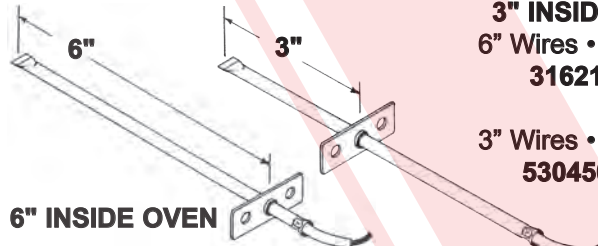
**SHORT OVEN SENSOR
- 1000Ω**



316233903
(316233900, 902,
316217008)

BLOCK MAY DIFFER
SPLICE IF NEEDED

OVEN SENSORS - 7" LOA - 1000Ω 2 WIRES WITH BLOCK

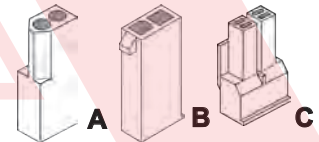


**3" INSIDE OVEN
6" Wires • Block "C"
316217002**

**3" Wires • Block "C"
5304504897**

6" INSIDE OVEN

<u>Part No.</u>	<u>Wire Length</u>	<u>Block Type</u>
5304497424	6"	A
316490001	6"	B
316490000	1½"	B



Two Wire Blocks - OK to use old block - Splice when necessary



**BULB CLIP
5303284616**



**FRONT GLIDE
807047102
(316407301)**

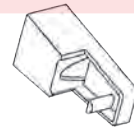
Left Side Illustrated

**REAR
GLIDE
316407402**

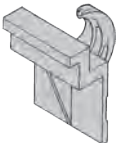


Right Side Illustrated

**HANDLE END PIECE
SYMMETRICAL • WHITE**



BROILER DRAWER GLIDES

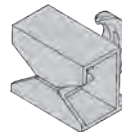


3051162

FRONT

3051163

REAR



316137000

RANGE PARTS

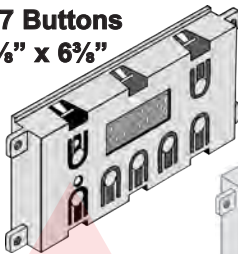
Electrolux
FRIGIDAIRE

ELECTRONIC OVEN CONTROLS (EOC)

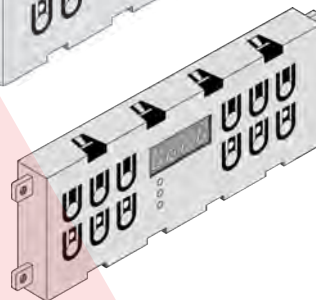

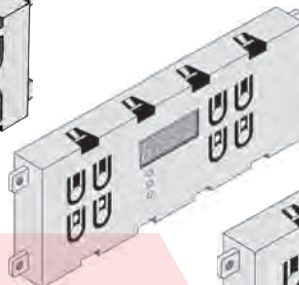
No Buttons
3" x 7"



7 Buttons
3 1/8" x 6 3/8"




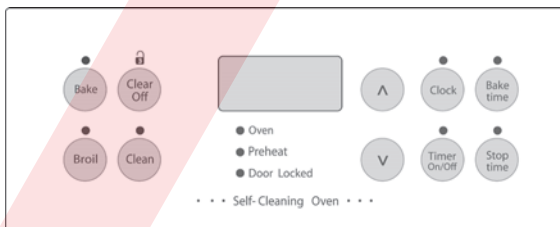
8, 10, 12 Buttons



Part No.	Buttons
316207510	8
316207511	10
316207522	10
316207527	10
316207529	10
5304518660	7
5304518661	7
316455420	7
316557118	10

Part No.	Buttons
316557205	12
5304509493	10
5304509983	10
5304511908	8

OVERLAYS - Order Others By Model Number



OEM
ELECTROLUX
(FRIGIDAIRE)

Buttons	White	Black
10	316220804	316220805
7	316220728	316220729

316419141	Black
316419137	White

OVEN DOOR GASKETS

Black Silicone Rubber Gaskets with Clips

316239700
3/8" Dia.
52" Long



CROSS SECTION

5303202011
1/2" Dia.
51" Long



CROSS SECTION

OVEN DOOR GLASS
CLEAR INNER GLASS

7¹/₈" x 16¹/₈"
316088600



12⁷/₈" x 20¹/₈"
5304503232
(316117502)

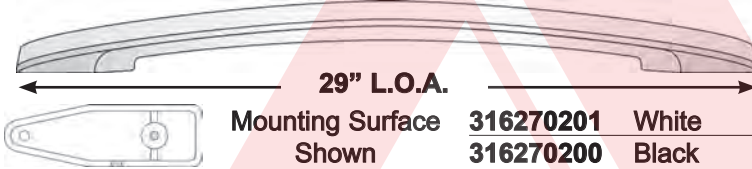
OVEN RACKS
16" DEEP

23" WIDE
5304526378



24" WIDE
316404500

POPULAR 29" DOOR HANDLES LIGHT WEIGHT - 3/4 Lb.



29" L.O.A.
Mounting Surface **316270201** White
Shown **316270200** Black



SCREW FOR HANDLE
316433300

White - Black Markings
THERMOSTAT KNOB
1/4" D • Flat 3 O'CLOCK
• FLUSH Extension
316102303



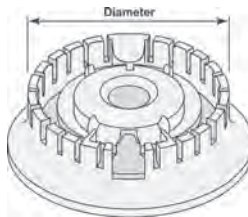
GAS TOP BURNER – 3/8"D
FLAT DOWN AT "OFF"
3/8" Extension
316220002



"SEALED" GAS TOP BURNERS (Made in France)


Two Sizes
Standard Dia. 2¹/₄"
316212400

Large Diameter 2³/₄"
316212300



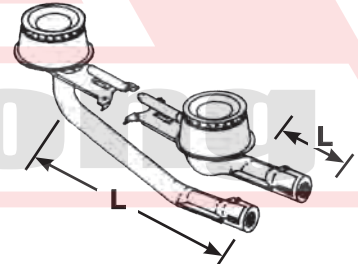
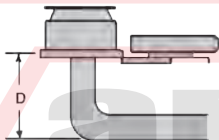
CAST BURNER CAPS
for "Sealed" Top Burners 2⁵/₈" Diameter

Black
316213500



SINGLE TOP BURNERS

Measure Old Burner Tube Depth
2" Deep Tube
Also Measure Length (L)



Part No.	Replaces	(L) Location
5304506426	(316103803, 316039003)	Rear 12"
5304506427	(316103802, 316039002)	Front 3"

DOOR GRILLE CAPS

1¹/₂"
TOP



316575500 White
316575501 Black

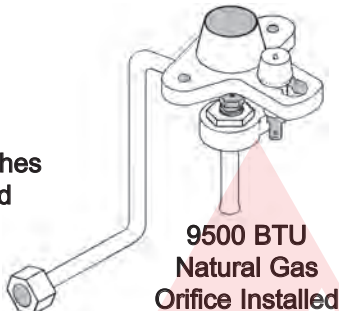
RANGE PARTS

Electrolux
FRIGIDAIRE

IGNITER ASSEMBLY FOR 9500 BTU FRONT BURNER

316237805
(316237800)

Tubing Attaches to Manifold



9500 BTU
Natural Gas
Orifice Installed

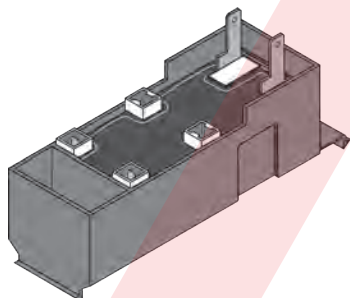
TOP BURNER IGNITOR

15/64" Dia.



316011200

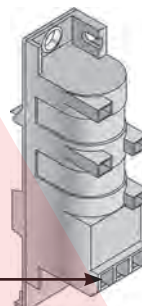
TOP BURNER MODULES



2 SPARKER
808608801

4 SPARKER
808608802

4 SPARKER
316135702



Voltage In

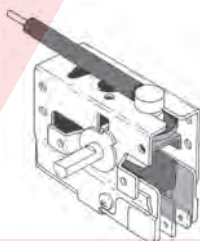
ELECTRIC - GAS OVEN CONTROL

ROBERTSHAW
INVENSYS

Push-to-Turn
1/4" D Stem

316032411

(316032404,
72200140001)



Clockwise to "OFF"
5 Amps

OEM
ELECTROLUX
(FRIGIDAIRE)

L.P. CONVERSION ORIFICE KIT with Full Instructions

	For Non Mounted Burner		For Screw Mounted Burner		
		Btu/Hr.		Btu/Hr.	
GRLP3 Kit with Twenty (20) Orifices	1	316237910	14,000	1 316527507	16,000
	1	316237904	11,000	1 316527512	14,000
	1	316237905	10,000	1 316527503	12,000
	5	316237906	8,000	4 316527501	9,500
	1	316237907	4,500	1 316527505	5,000
				2 316527515	15,000
				1 316527516	750

Replaces
GRLP2



For Models Prefix: C, CF, CGL, F, G, GL, PL, T, W, WW, GF, CRG.

Note: Ranges equipped w lower Bake-n-Warm Double Ovens are not LP Convertible.



For Screw Mounted Burner

		Btu/Hr.
1	316527507	16,000
1	316527512	14,000
1	316527503	12,000
5	316527501	9,500
1	316527505	5,000
2	316527515	15,000
1	316527516	750



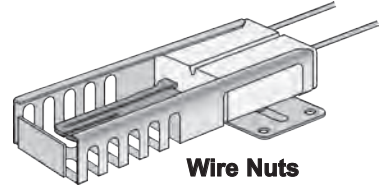
For Models Prefix: FG, FF, FP, CF, CRG, BG, DG, LP, LG, LF, WW

GRLP4
Kit with Thirteen (13)
Orifices

NORTON IGNITORS WITH WHITE CERAMIC

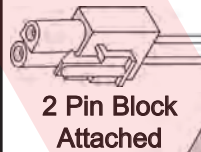
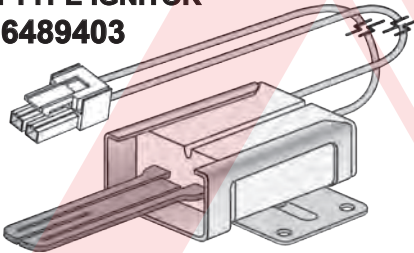
“L” is Length
of Exposed
Ceramic “W” is Wire
Length

<u>Part No.</u>	<u>L</u>	<u>W</u>
5303935066	1/16"	18"
Universal (will replace many different ignitors).		
5303935067	1/8"	14"



**Wire Nuts
Included**

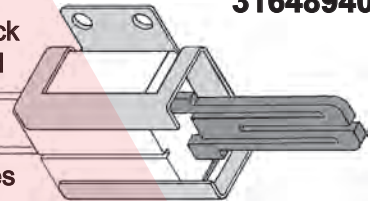
**NORTON TYPE IGNITOR
316489403**



**2 Pin Block
Attached**

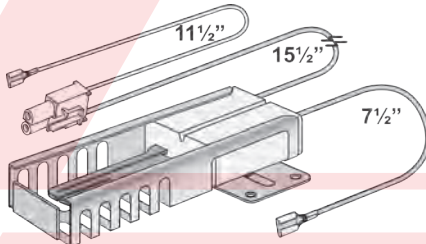
**NORTON TYPE
IGNITOR
316489400**

15" Wires

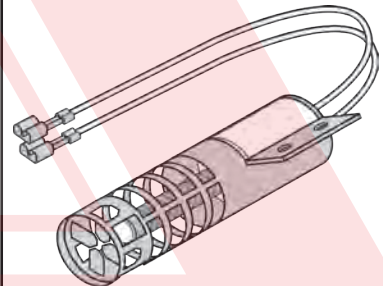


**NORTON TYPE IGNITOR
5304509706**

2 Pin Block Attached to 15½" Lead
1/4" Female Spade Attached to 7½" Lead
3/16" Female Spade Attached to 11½" lead from 2 Pin Block



**ROUND TYPE
IGNITOR
5304401265**



**SAFETY VALVE FOR
NORTON (FLAT IGNITOR) SYSTEMS
3.0 - 3.3 VOLTS • 3.4 - 3.6 AMPS**

Terminals

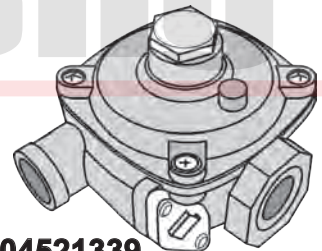
3/16 & 1/4 One Each
Terminal Size - Male

3/8" TUBING INLET

3203459



PRESSURE REGULATOR



5304521339
(316091706)

REFRIGERATOR PARTS

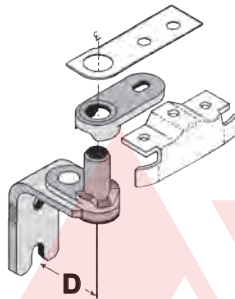
FOR GENERAL ELECTRIC – HOTPOINT

General Electric

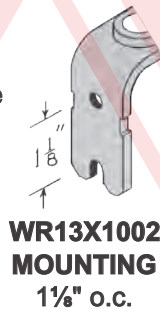
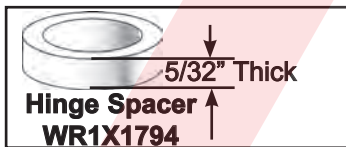
LOWER HINGE, CLOSER CAMS, AND DOOR STOP FOR GE SIDE x SIDES

SMOOTH HANDLE KIT

UPPER CAM
Black WR2X4901



D=1½" 18-24 CU. FT.
Kits Include Upper Cam
– Fits Left or Right Side



18⅞" long
Set of 2
WHITE
WR12X22148

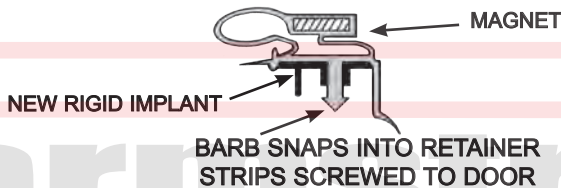
18⅞" long
Set of 2
BLACK
WR12X22183

18⅞" long
Set of 2
BISQUE
WR12X22184



SNAP-IN DOOR GASKETS FOR LATE MODELS - WHITE COLOR

NEW STYLE GASKETS ARE REPLACED WITHOUT TAKING DOOR APART



armstrong

FRESH FOOD			FREEZER	
Wide	High	Part No.	High	Part No.
26½"	39"	WR24X10231	17¼"	WR24X10228
26½"	41¼"	WR24X10229		
26½"	43½"	WR24X10236		
28"	39¼"	WR24X450	19½"	WR24X449
28"	40"	WR24X10186	20¼"	WR24X10187
29¼"	39½"	WR24X446	21½"	WR24X445

OEM
GENERAL
ELECTRIC

SYMMETRICAL SNAP-IN DOOR SHELF ENDS

CALL FOR QUANTITY PRICES

W=3/4"

FOR 1 3/8" BAR

WR2X9162

(162D1162)

FOR 2" BAR

WR2X9144

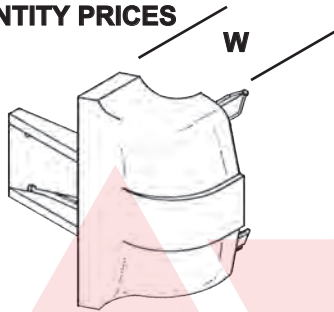
(162D1161)

W=1 1/2" FOR 2" BAR

WR2X8345

(162D1131)

White Subs for Off-White



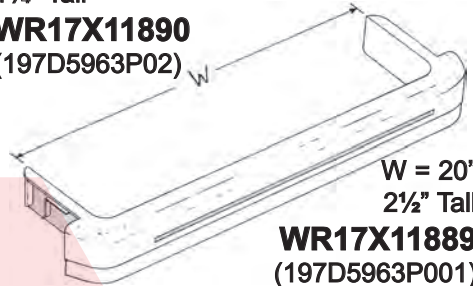
ONE-PIECE DOOR BAR & SUPPORTS

W = 19 1/2"

1 3/4" Tall

WR17X11890

(197D5963P02)



W = 20"

2 1/2" Tall

WR17X11889

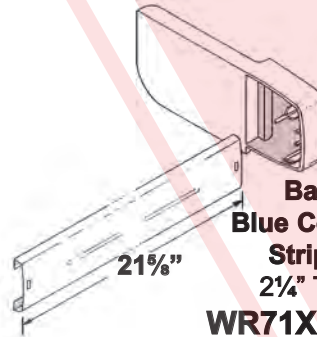
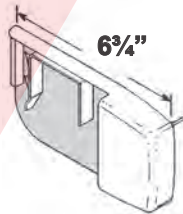
(197D5963P001)

6 3/4" LONG, WHITE SHELF SUPPORTS

Left Side

WR02X10790

(197D3392P002)



Right Side

WR02X10789

(197D3392P002)

Bar

Blue Center

Stripe

2 1/4" Tall

WR71X10281

21 5/8"

CUT-TO-FIT - CURVED DOOR BARS

Plain Cut-to-Fit

H	Long	Part No.
1 1/4"	20 1/2"	WR17X3692
2"	20 3/4"	WR17X3691
2"	21"	WR17X3880
2"	21 1/4"	WR17X10846
2"	22 5/8"	WR71X10080
2 1/4"	21 5/8"	WR71X10281



Many Colored Door Bars Sub to "PLAIN"
NOTE:

Some Part Numbers are WR17X,

others WR71X

CRISPER DRAWER GLIDES ALSO USED FOR MEAT PANS & UTILITY DRAWERS

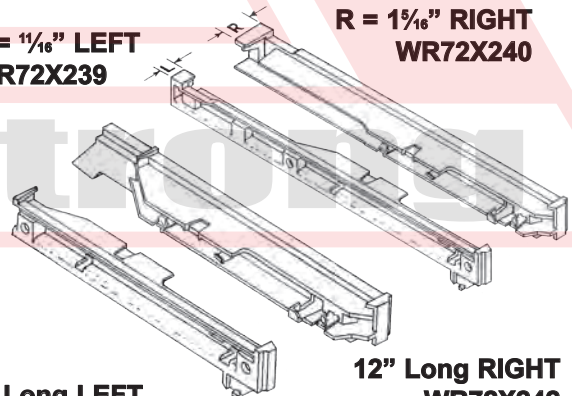
16" Long

L = 1 1/16" LEFT

WR72X239

R = 1 5/16" RIGHT

WR72X240



10" Long LEFT

WR72X241

12" Long RIGHT

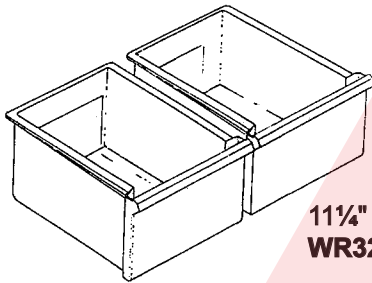
WR72X242

REFRIGERATOR PARTS

FOR GENERAL ELECTRIC - HOTPOINT


General Electric

**OPAQUE WHITE DOUBLE - WIDE
COVER INCLUDES GUIDES FOR WIDE PAN OR TWO NARROW PANS**



**11¼" WIDE
WR32X1455**

**WR32X1094
OLD
STYLE**



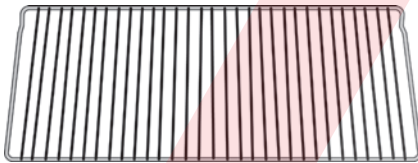
**21½" WIDE
18¾" DEEP**

NEW STYLE



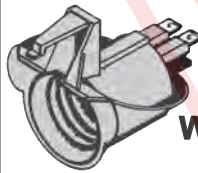
WR32X10398

WIRE SHELF 24¾" X 14¾"



WR71X10378

**BLACK PLASTIC SOCKET
FOR 40W LAMP**



WR2X9391


**12V LAMP SMALL BASE
WR01X37886**



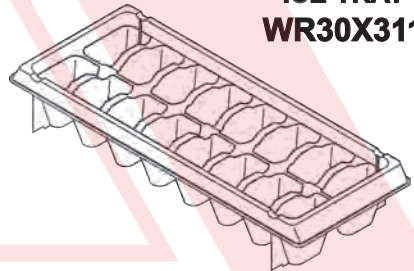
SQUARE FAN & LIGHT SWITCHES

1½" x 7/8" - 3/16" Terminals

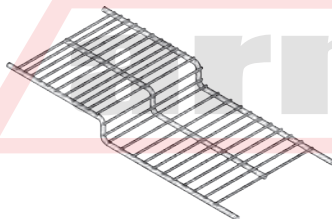
Part No.	Amps	Term.
FAN & LIGHT SWITCH - SPDT		
WR23X427	2½	3
WR23X21444	8	3
LIGHT SWITCH - SPST - N.C.		
WR23X10725	8	2
WR23X31507	2.5	2



**ICE TRAY
WR30X311**



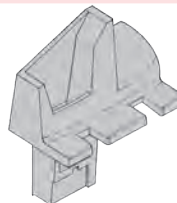
FREEZER COMPARTMENT PARTS FOR POPULAR TOP-MOUNTS



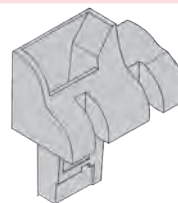
**SHELF - WIRE RACK
WR71X2086
GE/Hotpoint Top Mount
Freezer Models**

**FOAM
INSERTS**

WR02X20092



WR02X11791



OEM
GENERAL
ELECTRIC

TEMPERATURE CONTROLS FOR REFRIGERATORS & FREEZERS

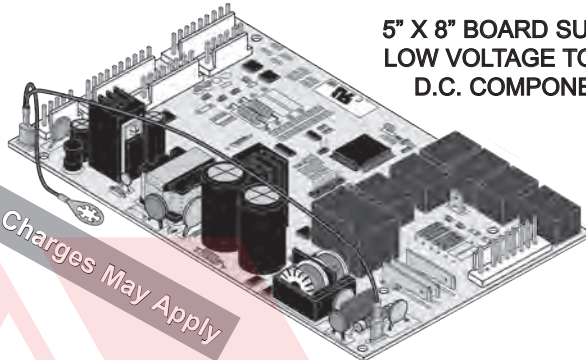
MAIN BOARD WR55X10942C

FOR SINGLE SPEED COMPRESSORS
WITH SINGLE EVAPORATOR

Replaces:

WR55X10335, WR55X10151,
WR55X10552, WR55X10656
and many other numbers-

Includes Instructions



5" X 8" BOARD SUPPLIES
LOW VOLTAGE TO MANY
D.C. COMPONENTS

FOR MAIN BOARD

HI-LIMIT WITH FLAT CLIP L140-30



WR50X10068
(WR50X10054)

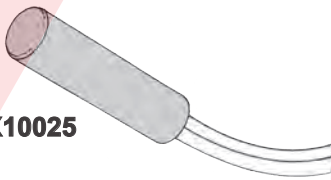
OTHER POPULAR MAIN BOARDS

WR55X11098
(225D3466G007)

WR55X10956
(200D4864G049)

THERMISTOR

18" WIRES 5/16" DIAMETER

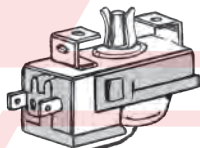


WR55X10025

FOR DUAL EVAPORATOR MODELS WR49X10152

(WR49X10147, 200D4864G023)

Kit with Inverter Harness & Complete Instructions

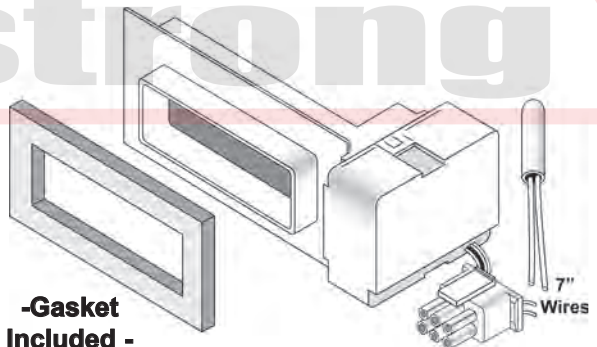


CAPILLARY STYLE

Part No. **Factory No.** **Cap Length**
WR09X26874 1 3/4" Lg. "D" Shaft -

WR09X20002 245D1262P001 15"

DAMPER CONTROL w/ BLOCK & REMOTE SENSOR WR09X10050



**-Gasket
Included -**

REFRIGERATOR PARTS

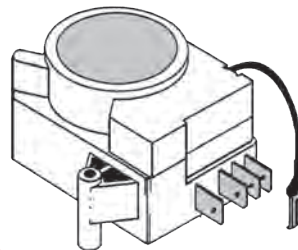
FOR GENERAL ELECTRIC – HOTPOINT

General Electric

DEFROST TIMERS – CALL FOR QUANTITY PRICES

Wire terminals are Straight or Bent (S or B)
 TM wires are Movable or Non-movable (M or N)
 Some are kits with brackets, adapters & instructions.

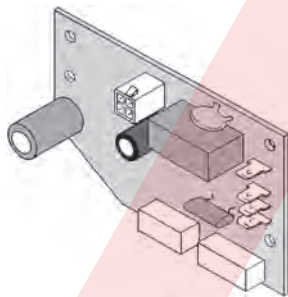
**NEW STYLE
 ALL PLASTIC**



**GROUND WIRE
 NOT REQUIRED**

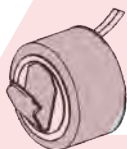
<u>Part No.</u>	<u>Cycle</u>	<u>Defrost</u>	<u>Features</u>
WR9X480	6H	25M	B M
WR9X482	8H	30M	B N
WR9X483	10H	35M	S N
WR9X489	16H	35M	S N
WR9X502	6H	25M	S N
WR9X520	15H	44M	S N
WR9X565	10H	45M	S N
WR09X10041	12H	33M	S N

ADAPTIVE DEFROST CONTROL



Board is
 2½ X 4¼
WR55X21623
 (WR55X10900, WR55X10397,
 WR55X11211)

TERMINATION THERMOSTATS



**WITH
 FLAT
 CLIP**

**L 64° - 41°F
 WR50X10071**

**L 58° - 30°F
 WR50X10025**



**DEFROST LIMITS
 – KIT WITH STRAP**

<u>Part No.</u>	<u>Limit</u>
WR50X45	45°F
WR50X50	50°F
WR50X55	55°F
WR50X60	60°F

**FOR EXACT REPLACEMENT OR
 FIT-ALL REPLACEMENTS**



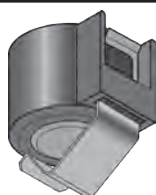
**WITH CLIP AT-
 TACHED
 Part No. Limit °F
 3/8" CLIP**

WR50X129	50°F
WR50X10010	55°F
WR50X122	60°F

1/4" CLIP

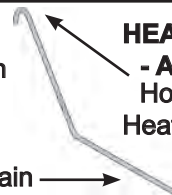
WR50X133	55°F
WR50X134	63°F
WR50X124	72°F

OEM
 GENERAL
 ELECTRIC



**L 40° - 30°F
 WR50X10065**

WR2X9393
 Keeps Heater Drain
 Clear of Ice



**HEAT PROBE
 - ADD ON -
 Hook on to
 Heater Frame**

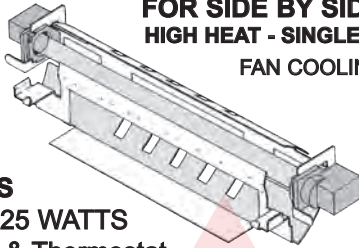
Into Drain →

FOR SIDE BY SIDES - HEATER KITS
HIGH HEAT - SINGLE TUBE - DOUBLE TUBE
 FAN COOLING REQUIRED

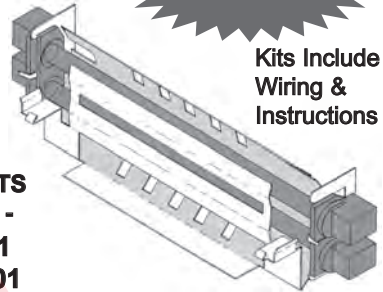
**MOST
POPULAR**

Kits Include
Wiring &
Instructions

12" HEATERS
 12" LONG - 725 WATTS
 With Harness & Thermostat
WR51X10029
 Heater Only
WR51X10055

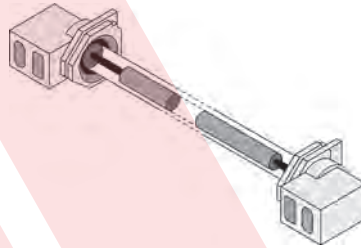


9" HEATERS 575 WATTS
 - INTERCHANGEABLE -
 Single Tube **WR51X10031**
 Double Tube **WR51X10101**




GLASS TUBE
19 1/4" LONG
 With Latest Type
 Ends

WR51X10038
 (WR51X10051)



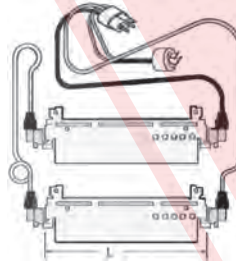
TWO HEATER KITS
SHIELDS & WIRES INCLUDED

Wires 11 3/4" O.C.
WR49X392



**7 1/2" GLASS
TUBES**
WR51X442

**10 1/2" GLASS
TUBES**
WR51X443

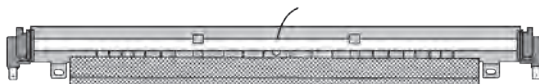
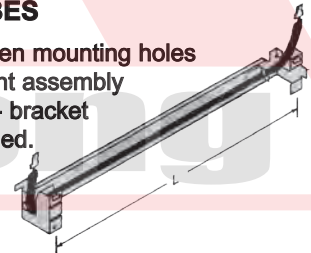


**DEFROST
HEATER KITS**
**WITH PLUG-IN
HARNESS AND CLIP-ON
TERMINATOR**
 Measure old bracket or
glass tube

STEEL TUBES TO REPLACE GLASS TUBES

Original Glass	L	New Steel
WR51X314	25"	WR51X466 (432)
WR51X319	19 1/2"	WR51X464 (367)
WR51X317	21 1/2"	WR51X465 (368, 448)

"L" is distance between mounting holes
 defrost element assembly
 Complete - bracket
 included.



WR51X444

EXPOSED GLASS 20 1/4"
TERMINALS O.C. 21 1/4"
SHIELD NOT INCLUDED

REFRIGERATOR PARTS FOR GENERAL ELECTRIC - HOTPOINT

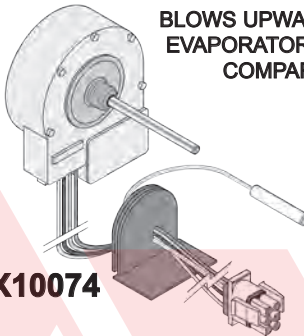
General Electric

9.75 VOLTS D.C. EVAPORATOR MOTOR 1/8" SHAFT



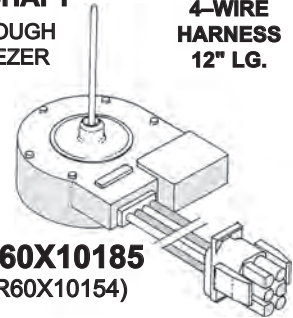
**6-WIRE HARNESS
w/ SENSOR**

WR60X10307



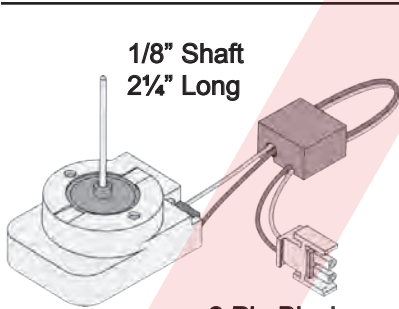
**BLOWS UPWARD THROUGH
EVAPORATOR IN FREEZER
COMPARTMENT**

WR60X10074



**4-WIRE
HARNESS
12" LG.**

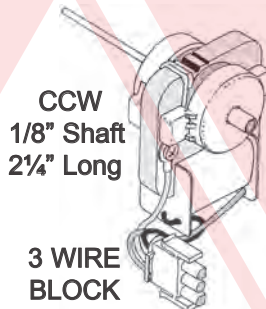
**WR60X10185
(WR60X10154)**



**1/8" Shaft
2 1/4" Long**

2 Pin Block

**WR60X10257
"AC/DC"
(WR60X10129)**

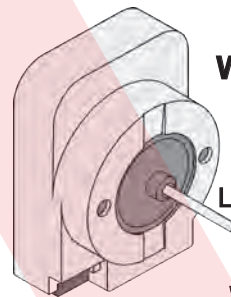


**CCW
1/8" Shaft
2 1/4" Long**

**3 WIRE
BLOCK**

**115 V. • 7.4 W
3/8" STACK**

**WR60X10172
(WR60X10117, X10057)**

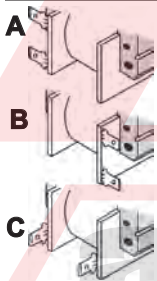


**115V • 3.0W
"AC/DC"**

**WR60X21887
1/8" X 2 1/4"
CCW Shaft
Red & Blue
Leads & Ground
Wire**

**3 Wire
Male
Block**

**WR60X31522
1/8" X 2 1/2"
Orange & Black
Leads**



EVAPORATOR MOTORS FOR LATE MODELS

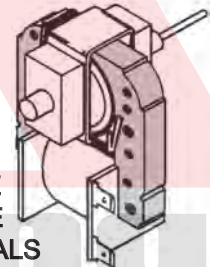
1/8" SHAFT, 1" LONG - 3/8" STACK - CCW SHAFT END

Shaft Length	Terminal Location	Part No.
1"	A* B & C*	WR60X30349
1"	B	WR60X203
1 3/4"	B	WR60X10008


Popular Styles See Chart Left

* Alternate wiring jumpers included

**NOTE
WIRE
TERMINALS**



OEM
GENERAL
ELECTRIC



**WR60X26085
1/8" X 1 1/8" Shaft
CCW
115V 2.8W
2 Wire**

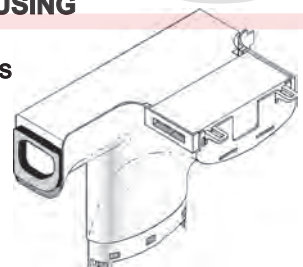
FOAM-FILLED PLASTIC HOUSING

Replaces **WR60X10070**

Complete instructions. Includes parts for inlet nozzle upgrade

D.C. Motor & Vent Damper
- In Housing -
6 Wire Connector Block

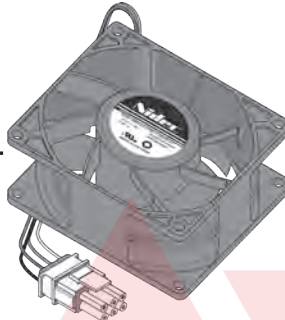
WR49X10091



EVAPORATOR MOTOR

WR60X26866

4 Wire 8" Harness
 - 13.6 V DC - 0.16 A -
 239D1412P006
 (If programming is
 needed, use module
 WR98R4546322)

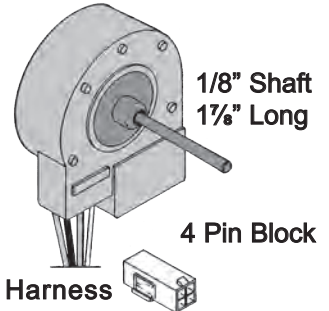


WR60X10209

(10155)
 11.3 V DC • 2.2W

WR84X10055

11.5 V DC
 2.45W



CONDENSER MOTORS

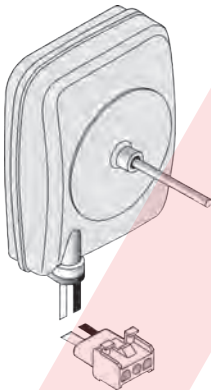
2-WIRE MOTOR

with Block
 1/8" X 2"
 CCW Shaft

26866115V • 4.7W

WR60X10348

(WR60X10241,
 WR60X10140, WR60X10350)
 Female Block



CCW

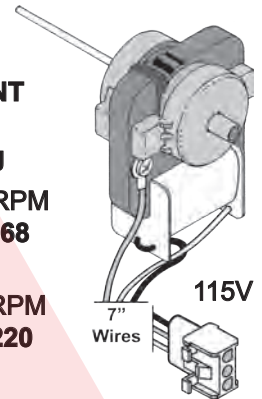
• HUB MOUNT
 1/8" Shaft
 • 1 1/4" Long

11W • 2200 RPM

WR60X10168

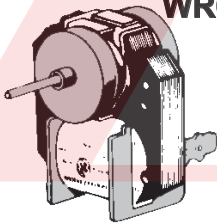
9W • 1750 RPM

WR60X10220



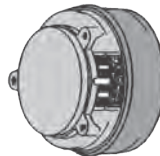
Evaporator Motor for Older Refrigerators

WR60X162



CCW SHAFT END
 w/ New Front Bracket &
 Instructions

2 WATT GE UNIT BEARING - CW FROM REAR



EXACT WITH 3-PIN
 TERMINALS

WR60X187

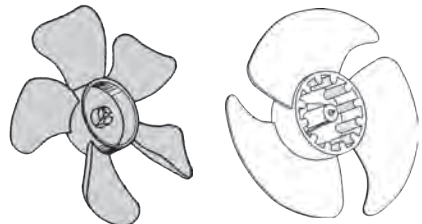
(REPLACES
 WR60X179 & 12001314)



GENERAL PURPOSE
 115V WITH LEAD WIRES
MOST POPULAR
WX4X988

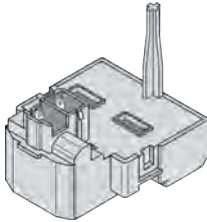
FAN BLADES FOR 1/8" SHAFT EVAPORATOR & CONDENSER

Dia.	Wings	Color	CW/CCW	Part No.
4 1/4"	5	-	CCW	WR60X114
4 1/4"	5	Black	CW	WR60X123
4 3/8"	5	Black	CW	WR60X10204
4 1/2"	3	White	CCW	WR60X10205
4 5/16"	5	White	CCW	WR60X30922

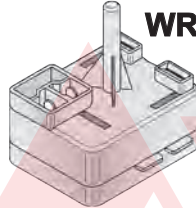


RELAY & OVERLOAD ASSEMBLY

WR07X10097
319RFBYY-53DBF2AB



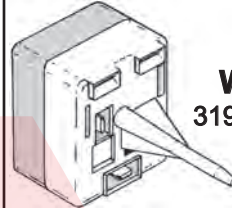
Overload is marked:
314LFBYY-53EGZ0AB
Relay is marked:
55P15A314LF 01 D11R



WR09X10105

By KLIXON
Overload is Marked

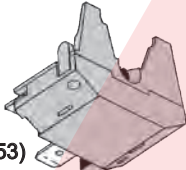
WR09X10106
283UL BYY-53



WR09X10107
319MFBYY-53FFK8L

**OVERLOAD FOR
PUSH-ON RELAYS**

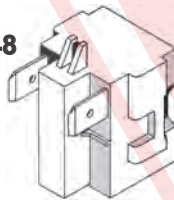
WR8X122
(414RFBYY-53)



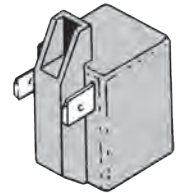
KLIXON

SOLID STATE RELAYS - TWO POPULAR TYPES

REPLACES WR7X214,
216, 192, 194
WR07X26748



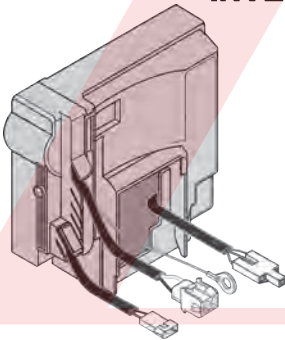
WR07X10055
3-Wire



INVERTER BOX

Manufactured by Embraco
Input 115 V
Output 230V
3.3 Amps 1/3 HP
WR49X10283

Compressor Mount
WR87X29409

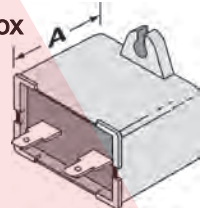


CAPACITOR

Potted in Plastic Box

A = 1 1/4"
15µF

WR55X24065
Includes
Fibreglass
Sleeve, Wire Tie
& Instructions



A = 1 1/4"
12µF

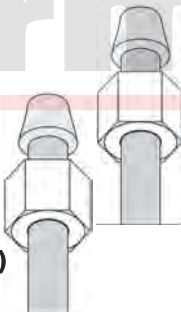
WR55X24064

ICEMAKER HOOKUP

1/4" Tubing
Connector

WX08X10006

1/4 Comp. Nuts
with molded
ball ends
("Smart Connect")
72" Hard Grey
Plastic Tubing

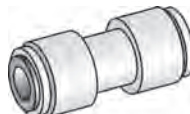


5/16" PLASTIC COUPLINGS

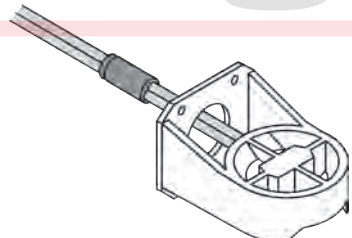
NUT-TYPE
WR2X8545



PUSH-IN
WR02X11330
5/16" X 5/16"

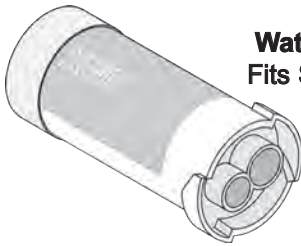


**FILTER HEAD &
TUBING**
WR17X22074



OEM
GENERAL
ELECTRIC

ON-BOARD ICE MAKER FILTERS



XWFE
Water Filter w/ RFID Chip
Fits SXS & Bottom Freezers

Bypass plug is
WR17X33825



RPWFE



Located either on FF
door or Top Left side of
FF section



GSWF
Fits in Upper Right
Corner of Fresh
Food Compartment
for Cysts, Lead, &
Asbestos

Heavy Duty
Removes Cysts,
Lead, Asbestos
Plus Mercury,
Benzene & Others.
MSWF

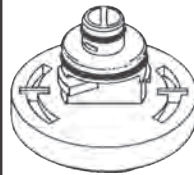


MWFP

**BYPASS
PLUG
WR17X22070**



For
Replacing
Old Style
CULLIGAN
"ADAPTER"

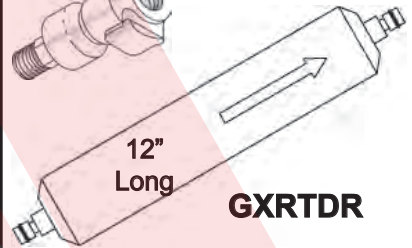
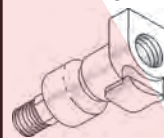


ADD-ON I.M. FILTERS

Replaces
GXITD, GXRTDQ &
AP717

**New Style
Quick-Connect
Fittings**

**Mounts on
Water Supply
Copper or Plastic**

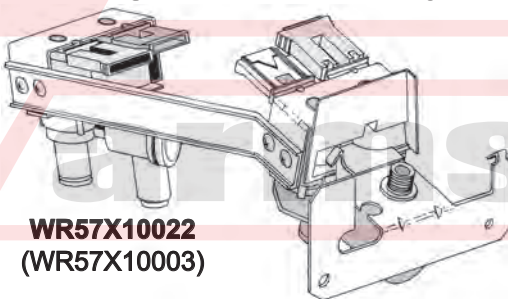


GXRTDR

All fittings are included in
this kit

MULTIPLE VALVES FOR REFRIGERATORS WITH ON-BOARD FILTERS

Long Reach Valve Assembly



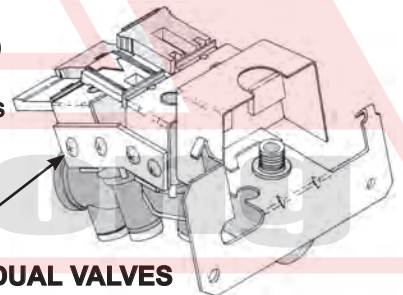
WR57X1002
(WR57X10003)

WITH LONG (6") BRACKET

WR57X1006
(WR57X10013)

Includes 2 Valves
Connected as
Illustrated

ANGLE
BRACKET



INDIVIDUAL VALVES

BARE OUTER VALVE IS
WR57X10023

BARE INNER VALVE IS
WR57X10024

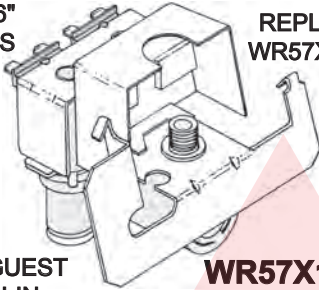
Optional Kit Converts Original Valves WR57X10003 & WR57X10013 to New Style Valves.
Kit Includes Multiple Valves, Side Angle Brackets, Wires, Additional Tubing & Instructions.
Order Part No: **WR49X10043**

ICEMAKER VALVES
FOR GENERAL ELECTRIC – HOTPOINT

General Electric

VALVE KIT
WITH DOUBLE WING BRACKET

1/4" & 3/16"
TERMINALS



REPLACES
WR57X10018

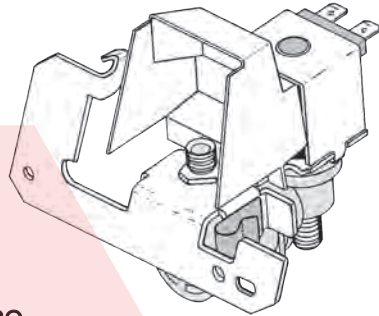
JOHN GUEST
PUSH-IN
OUTLETS

WR57X10051

Kit Includes 2 Wire Adapters &
Mounting Instructions

FOR ELECTRONIC ICEMAKER
VALVE FOR IM4, 5, 6

WR57X10033



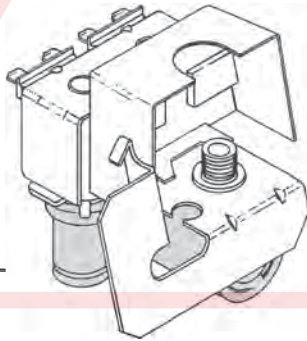
ALSO
REPLACES
WR57X90 & WR57X95
(RE-USE OLD MOUNTING BRACKET IF
NECESSARY)

VALVES WITHOUT WIRE ADAPTERS
2 OUTLETS & PLASTIC
SHIELD AS SHOWN
WR57X33326

SINGLE OUTLET
- NO SHIELD
WR57X10023

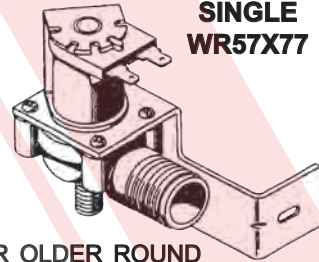
WITH SINGLE WING BRACKET - TWO STYLES
- COMPRESSION OUTLETS -

1/4" & 3/16"
TERMINALS



WITH SHORT BRACKET
WR57X10050

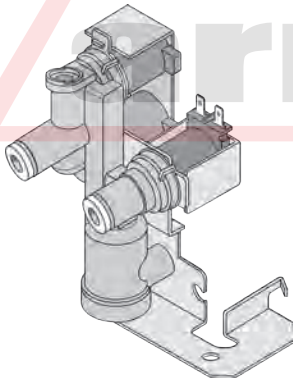
SINGLE
WR57X77



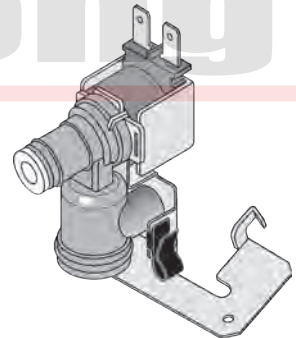
FOR OLDER ROUND
CUBE ICEMAKERS

VALVES WITH JOHN GUEST OUTLETS
1/4" COMPRESSION INLETS

DOUBLE
WR57X10070
3 Coils



SINGLE
WR57X10086



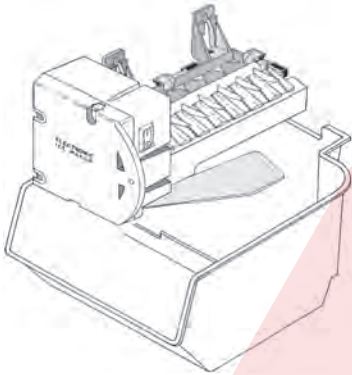
OEM
GENERAL
ELECTRIC

LATEST IM6D ELECTRONIC ICEMAKER KIT
REPLACES IM3, IM4, IM5 AND PRIOR IM6 TYPES

KIT INCLUDES:

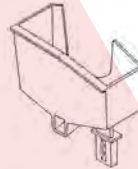
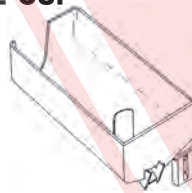
- ICEMAKER ASSEMBLY
 - INLET VALVE, TUBING AND FILL TUBES
 - BOTH TYPES FILL CUPS
 - 2 TYPES OF ICE STORAGE BUCKETS
 - SCREWS & OTHER SMALL PARTS
 - COMPLETE INSTRUCTIONS
- ** NO LONGER CONTAINS POWER CORDS ****
(SEE WR30X10093)

IM6D



IM Kit with new style cover for optional end mounting

CENTER-MOUNTED FILL CUP END-MOUNTED FILL CUP

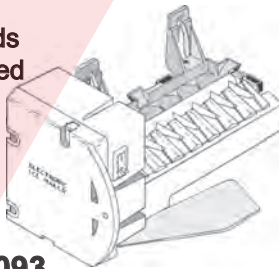


ROUNDED CRESCENT CUBES



ICEMAKER SHORT KIT FOR IM6
(with New Style Cover)

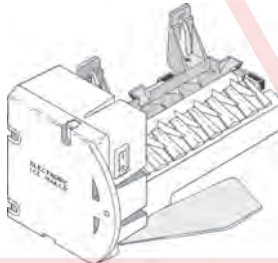
- INCLUDES:**
- Power Cords
 - End-mounted Fill Cup



WR30X10093

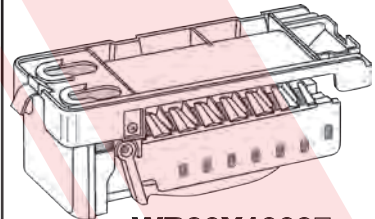
Replaces: WR30X318, 328, 10014, & 10061

ICEMAKER REPLACEMENT KIT FOR R600A MODELS

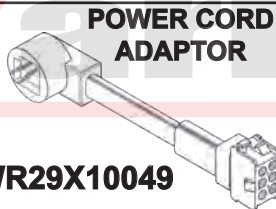


WR30X30972

7 CUBE ICEMAKER IMC701 Samsung 10 Pin Power Cord For French Door Models with Ice Dispenser



WR30X10097
(DA97-05422A)

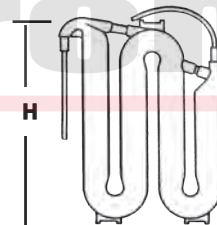
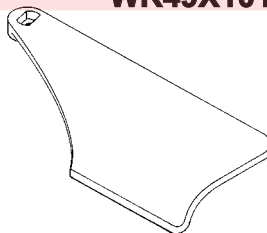


WR29X10049

Included with WR30X10093
NOT with IM6D

DEEP CURVE FEELER ARM

WR49X10103



WATER RESERVOIRS

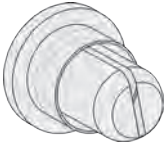
Part No.	H	Tube Lengths
WR17X4358	9"	53" & 63"
WR17X10734	9"	24" & 63"
WR17X11440	8½"	-

ICEMAKER PARTS
FOR GENERAL ELECTRIC – HOTPOINT

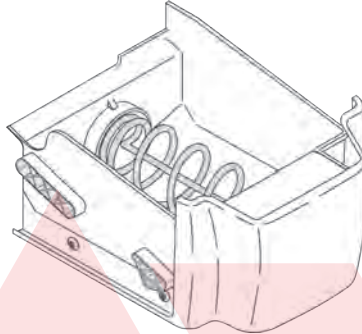
General Electric

DRIVE CUP

Use In WR17X11447



WR17X11459



**ICE BUCKET ASSEMBLY
WITH METAL AUGER
& CRUSHER
WR17X11447**

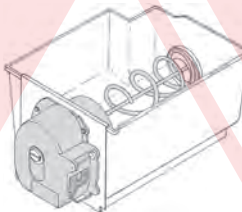
ICE BUCKET ONLY

for old IM1 - IM6 icemakers
12" Wide



WR30X10154

ICE BUCKET ASSEMBLY WITH AUGER AND CRUSHER



Bucket w/Metal
Auger

12½" Wide Bucket
for 24-27 CU. FT.
SIDE BY SIDE
WR17X4312
(WR17X2898)

9½" Wide Bucket
for 20-22 CU. FT.
SIDE BY SIDE
WR17X4310
(WR17X2899)

FOR LATE SIDE X SIDE WITH PLASTIC AUGER

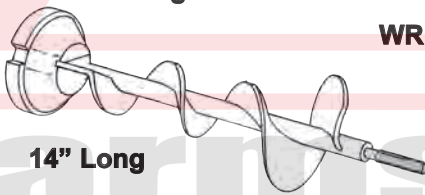
WIDTH	BARE BUCKET	ICE BUCKET ASSM.
W = 9½"	-	WR17X23191
W = 12¼"	WR30X10016	WR17X23255

Also Available As Separate Items

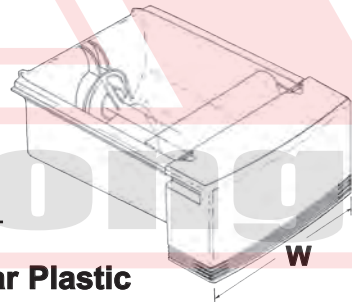
Note:
WR17X vs.
WR71X

Auger with Clear Plastic Helix

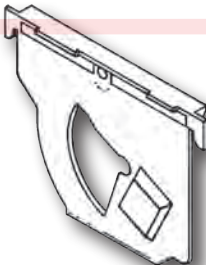
WR17X11939



14" Long



W

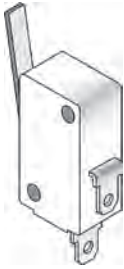


Crusher Inlet Cover Clear Plastic
7½" Wide

Mold#
197D2265P002
WR17X11497

OEM
GENERAL
ELECTRIC

DISPENSER SWITCH

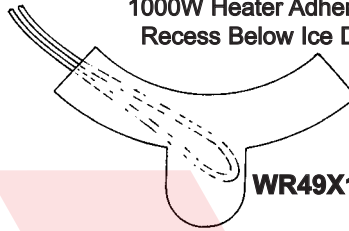


WR23X10783
(WR23X10224,
243B2524P3)

ICING KIT FOR DISPENSER TUBE

Wires
9" Long

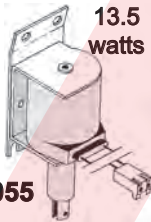
1000W Heater Adheres to
Recess Below Ice Door



WR49X10173

ACTUATOR SOLENOIDS

14.1 V-DC



13.5
watts

WR62X10055

120 V



WR62X107

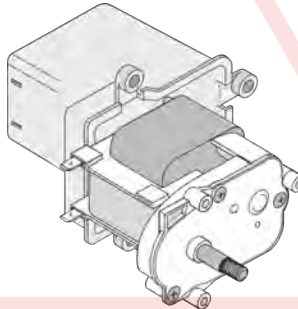
WR62X23154

Solenoid Cube Service Kit, Includes
Armature, (2) 1/4" Hex Screws & (2)
Tooth Washers



CRUSHER MOTOR
New Style CW & CCW
CCW ROTATION
R.H. THREAD
WR60X10262 (10236)

CW ROTATION
L.H. THREAD
WR60X10258 (10230)



BOOT
Clear Soft
Vinyl
WR02X11295

Keeps Crusher Motor Dry
5/16" - 16
SHAFT

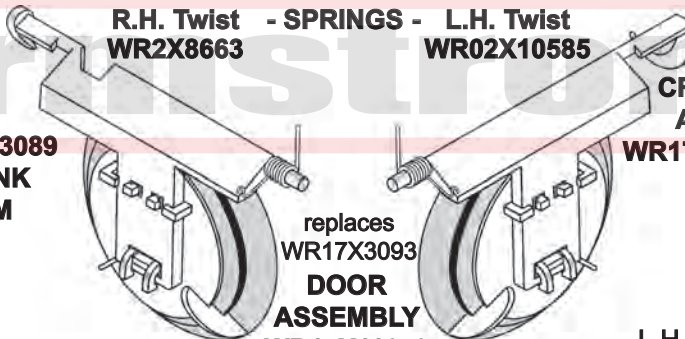
ICE DUCT DOOR & SEAL

R.H. Twist - SPRINGS - L.H. Twist

WR2X8663

WR02X10585

WR17X3089
CRANK
ARM



replaces
WR17X3093
DOOR
ASSEMBLY
WR17X11653

CRANK
ARM
WR17X10706

L.H. Spring
Parts

FOOD WASTE DISPOSERS

General Electric

disposall®

E-Z MOUNT FOOD WASTE DISPOSERS

MOST POPULAR
1/3 HP
GFC320N



1/2 HP
GFC520N

CALL FOR
QUANTITY
PRICES

SUPER
QUIET
SOUND
PACKAGE

3/4 HP
GFC720N



S.S. Grinding
System

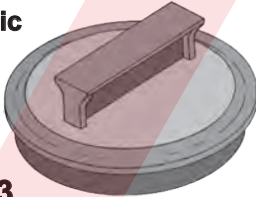
S.S. AntiJam
Blades

QUIET
SOUND
PACKAGE

1/2 HP
GFC530N

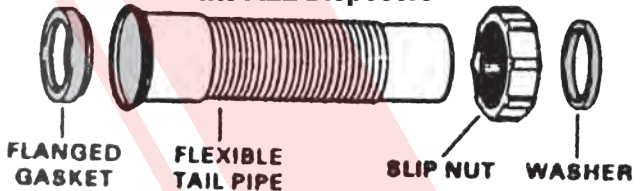


BLACK STOPPER All Plastic




2 1/2" Dia.
WC11X10003

FLEXIBLE DRAIN ADAPTER fits ALL Disposers



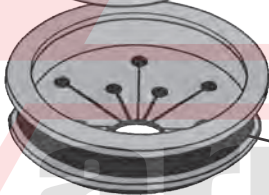
WC14X29

DRAIN GUARDS



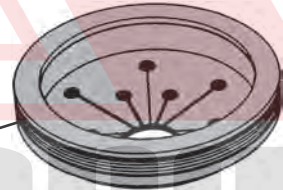
WC11X20163
STOPPER &
DRAIN GUARD KIT
(REPLACES
WC03X10010)

WC3X124
(REPLACES WC3X89)



NOTE
RECESSED
EDGE

NOTE
RIBBED
EDGE



COMPACTOR BAGS

General Electric

FIT ALL BRANDS
AND TYPES OF
COMPACTORS

WX60X1

15 PACK



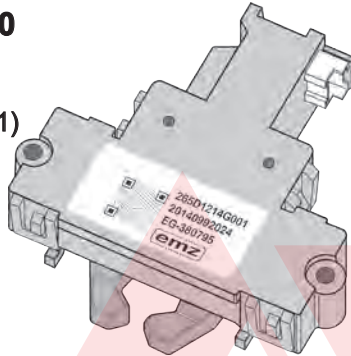
Fits Both
Rectangular
& Round

15 BAGS & TIES:
2 FT. 3 IN. X 2 FT. 8 IN.
X 3 MIL.

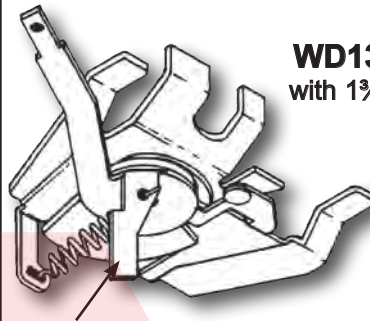
OEM
GENERAL
ELECTRIC

DOOR LATCHES

WD21X10490
LATCH
TUB SIDE
(265D1214G001)

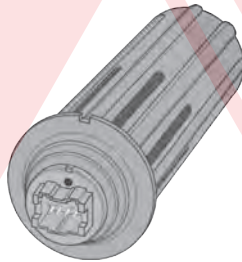


WD13X10003
with 1/4" Actuator

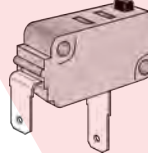


Measure Length of Door Switch Actuator


WD21X10519
DISHWASHER FLOAT
SWITCH
(7 Pin Connector)



INTERLOCK SWITCH




WD21X10224



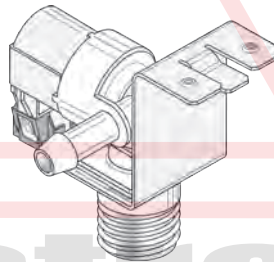
WD21X10261

DETERGENT DISPENSER
MODULE RINSE AND CAP ASSEMBLY

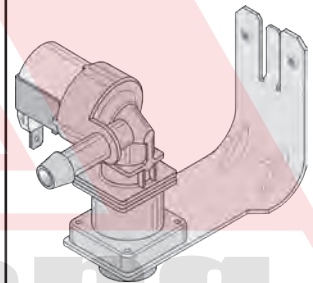


WD12X10163
(WD12X10237)

WD15X26140
WATER VALVE
& HARNESS
(WD15X24213)

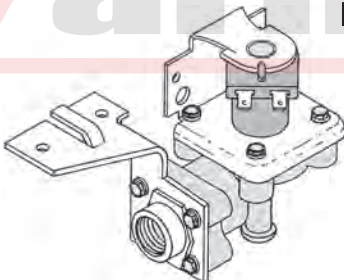


WD15X10014



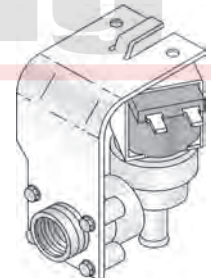
DISHWASHER INLET VALVES

Either of these Valves will replace the other (and other very early models) by using the bracket from the original valve



For Older Models
Mounts On Left
Leg Brace
WD15X93

For Latest Models
Mounts On Front
Horizontal Brace
WD15X10003



DISHWASHER PARTS

FOR GE - HOTPOINT

General Electric

SOFT BLACK DOOR GASKET

WD08X10018

72" Long

1/2"

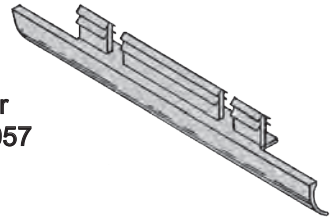


GASKET INSERT


4" Long

For Bottom of Door
Used with WD08X10057

WD08X10015



GREY DW DOOR GASKETS



TOP AND SIDES

BOTTOM CORNERS NOTCHED

5/16" TALL

WD08X10057



L.O.A. 89"

1/2" TALL

WD08X10016



L.O.A. 99"

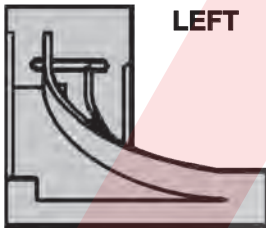
1/2" TALL

WD08X23476

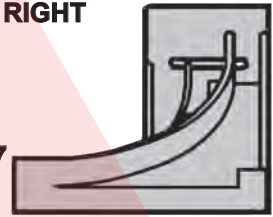


L.O.A. 72"

LEFT



RIGHT



TUB CORNER SEALS

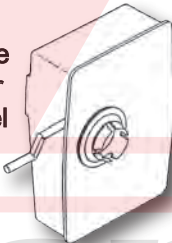
BLACK RUBBER

WD08X228

WD08X227

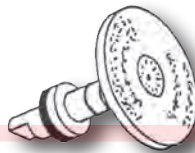
RINSE AID INJECTOR

Fits Inside Door Panel



WD35X10346
(WD12X398)

RINSE AID FILLER CAP

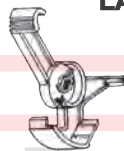


"FULL" Mark on Stem
WD12X10284
(WD12X409)

DETERGENT CUP LATCH PARTS

WD16X297
(WD12X24237)
COVER

WD16X10011
LATCH



NEW STYLE

THIN EDGE

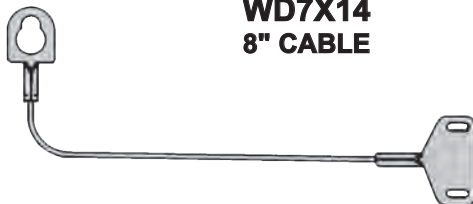


WD3X764
SPRING

WD16X313
HANDLE




WD7X14
8" CABLE



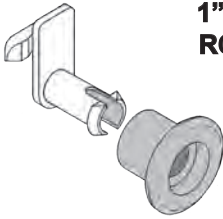
HINGE LINK

WD14X10009

1 1/4" Long
Connects Door Hinge
to Spring

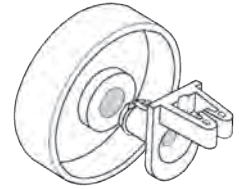


OEM
GENERAL
ELECTRIC



**1" DIA. WHITE SLIDE
ROLLER & AXLE KIT**
WD35X20994
Set of 4
(WD12X10186 &
WD12X10148)

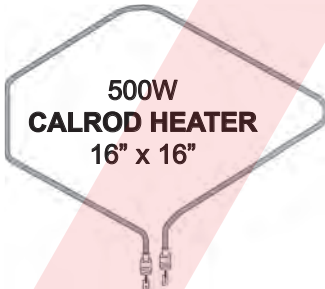
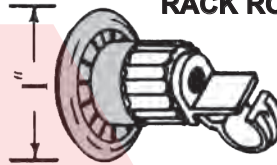
ROLLER KIT
1 1/4" Dia. 1/2" Tread
WD35X21038
(WD12X10267, 151B9538)
Set of 8



GE RACK ROLLERS
with plastic shaft and rack clip
WD12X271
White A=1 3/4" B=3/4"

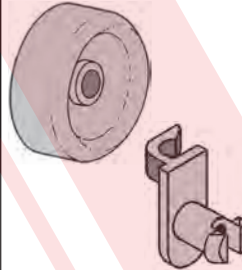


RACK ROLLER KIT
WD12X10327
(WD12X383)



**500W
CALROD HEATER**
16" x 16"

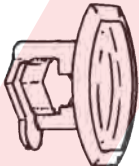
WD05X26780
(WD05X10009
WD5X70)



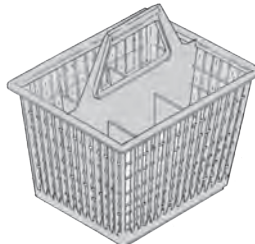
**ROLLER & AXLE/
CLIP KIT**
WD35X21041

6 - WD12X10136
6 - WD12X10277

**END CAP FOR RACK
SLIDE**



WD12X10304
(WD12X344)



GRAY
WD28X265

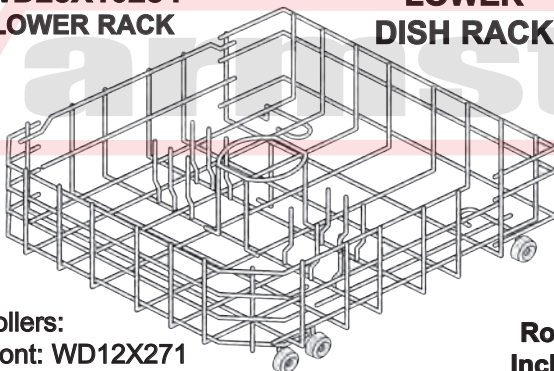
Silverware Basket
Halves are
No Longer
Available

Gray Replaces
Silver & Blue

← Substitute 1-Piece
Silverware
Baskets

POPULAR DISHWASHER RACKS 20 1/2" WIDE

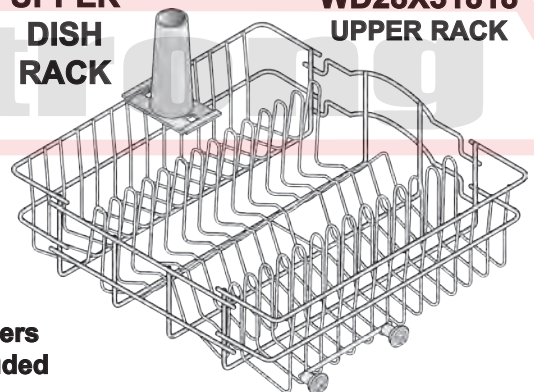
WD28X10284
LOWER RACK



**LOWER
DISH RACK**

**UPPER
DISH
RACK**

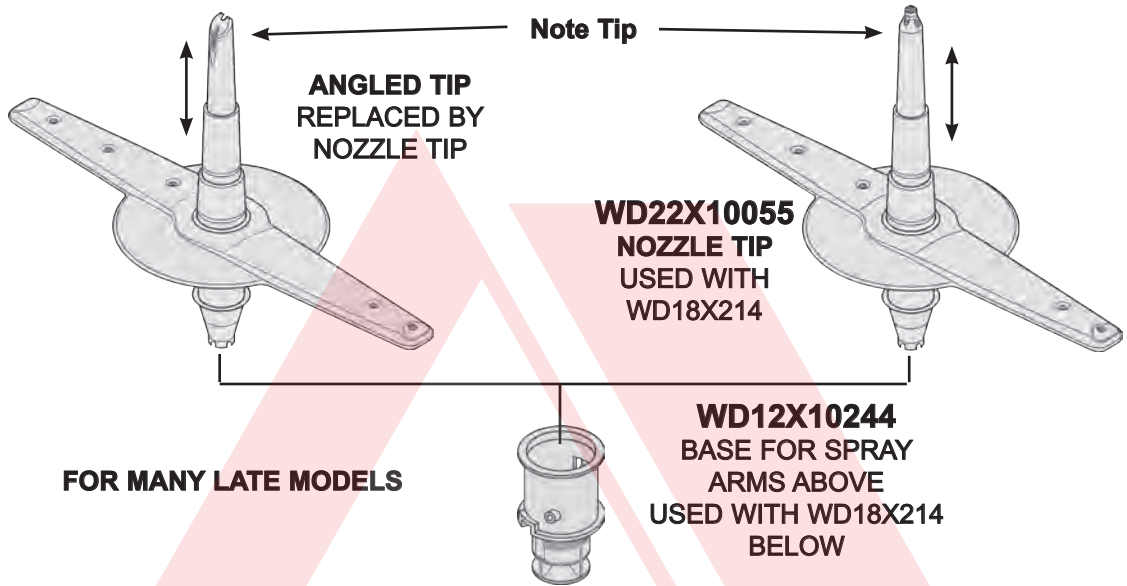
WD28X31818
UPPER RACK



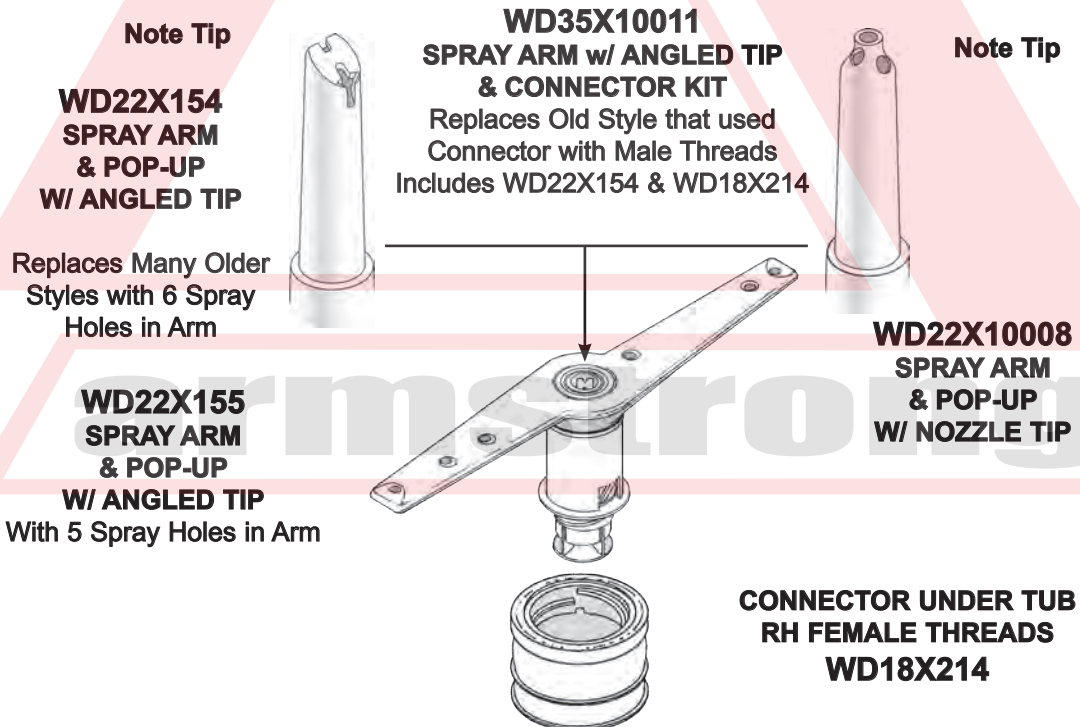
Rollers:
Front: WD12X271
Rear: WD12X10267

**Rollers
Included**

SPRAY ARM, HOUSING AND POP-UP ASSEMBLY
POP-UP TOWER COLLAPSES INTO HOUSING



POP-UP TOWER COLLAPSES INTO HOUSING



OEM
GENERAL
ELECTRIC

PUMP IMPELLER & SEAL KIT



WD19X10032

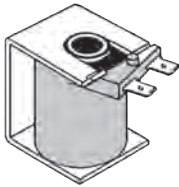
(REPLACES WD19X62, WD19X10036)

FOR OLDER MODELS

DIVERTER SOLENOID

WD21X802

INCLUDES PLUNGER AND ALL LINKAGE PARTS – SUPPLIED WITH WD26X10013 MOTOR KIT



DRAIN SOLENOID KIT

Includes all parts shown plus screws & “E” ring. complete instructions

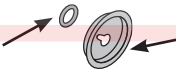
WD21X10060

Optional Bracket for Electronic Drain Feedback Switch - NOT IN KIT-

Popular Parts for Drain Trip Shaft

WD8X181

Water Seal



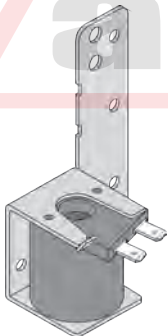
WR2X7054

Push-Nut (WD2X429)

DRAIN SOLENOID & BRACKET

INCLUDED IN WD21X10060 KIT

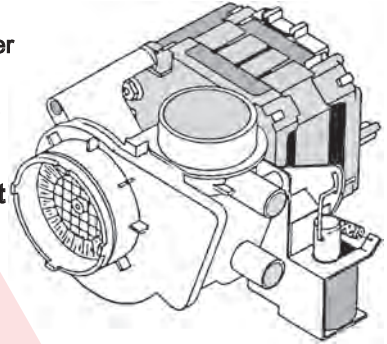
WD21X10268



Replaces shaded pole motors used for over 30 years. Replaces WD26X77, 10007, 10011 & others. Capacitor and other kit parts included.

WD26X10013

Permanent Split Capacitor



MOTOR - PUMP ASSEMBLY

FOR LATEST MODELS
115V • 1.5A • 3150 RPM

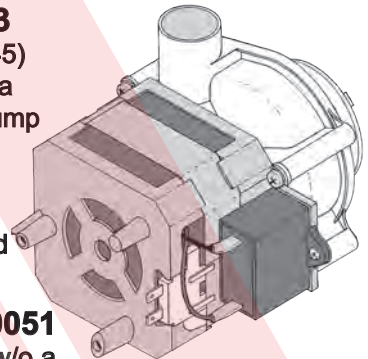
WD26X10053

(WD26X10022, 45) for Models with a Separate Drain Pump

Capacitor Included
10µF - 300VAC

WD26X10051

for Models w/o a Separate Drain Pump

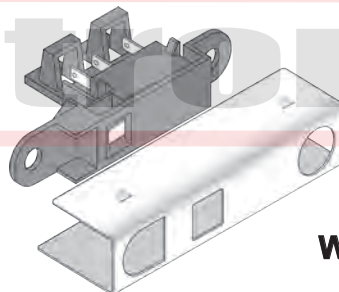


FLOOD SWITCH ASSEMBLY

SPDT Switch With 1/8" Terminals

WD12X10151

Sheet Metal Cover Included



DISHWASHER PARTS

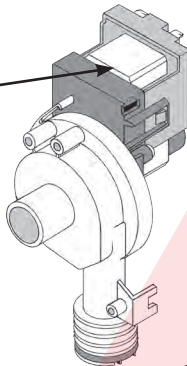
FOR GE – HOTPOINT

General Electric

Mold #
On Paper Sticker

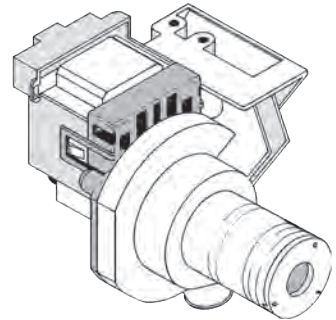
Flapper for Inlet
Included w/ pump

WD26X22719
165D8018G006



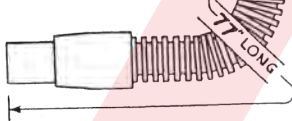
MOTORIZED DRAIN PUMPS

WD26X10016



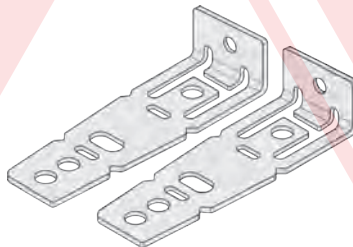
NON-KINKING DRAIN HOSES

OUTLET
Sink End is
Expanded to Fit
Disposer or Cut
Off for Sink Tee



WD24X10014
INLET 5/8" I.D.

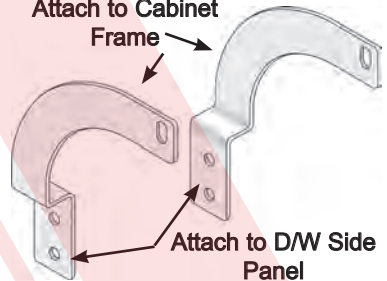
COUNTERTOP MOUNTING BRACKET (2 required) **WD01X21740**



**UNDER COUNTER
MOUNTING KIT**
Mounts as shown or upside down.
Kit includes brackets, screws &
instructions

Granite Counter Top **WX13X10001**

Attach to Cabinet
Frame



Attach to D/W Side
Panel

DRYER PARTS

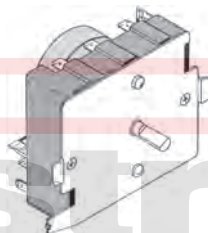
FOR GE – HOTPOINT

General Electric

DRYER TIMERS – NEW - OEM

- GAS AND ELECTRIC

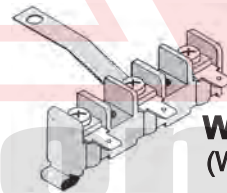
Part No.	Reference No.
WE4M527	234D1296P001
WE4M532	234D1296P004
WE4M533	234D1296P005
WE04X20089	234D1296P002
WE04X20416	234D1296P006
WE04X25280	234D2377P005



TERMINAL BLOCK

NEW
STYLE

WE4M325
(WE4M324)



OEM
GENERAL
ELECTRIC

IMPROVED DOOR LATCH **WE1M1011**

Replaces
WE1X1032,
WE1X536



DRUM LIGHT LAMP



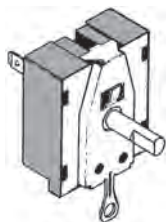
WE05X20431
(WE4M305)

FUSE
CCMR30A
30A 120V

WE1M1002



TWIST-TO-START SWITCHES - ROTARY MOMENTARY



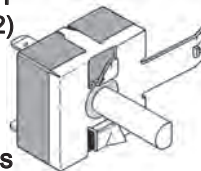
ASR2173-102
WE4X782

ASR2373-103T
WE4X881



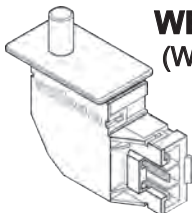
ASR2378-323T
(WE4M326, 402)
WE4M519

1" Square
3/16" Terminals
10 Amps




DOOR SWITCH

WE04X28977
(WE10X23879)
3-Wire



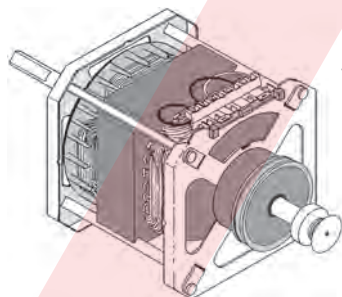
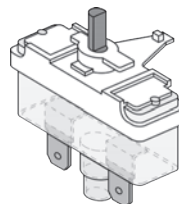
DOOR SWITCH

WE4M415
(WE4M335)
3-Wire



PUSH TO START SWITCH

WE4M416
(WE4M367)



NEW DRYER MOTOR
5KH26JJ112S "WE00X476" with
2 MV Pulleys (4H & 4J)
WE17X10010

Replaces WE17X32, WE17M22,
WE17X53 & Others

BLOWER WHEEL

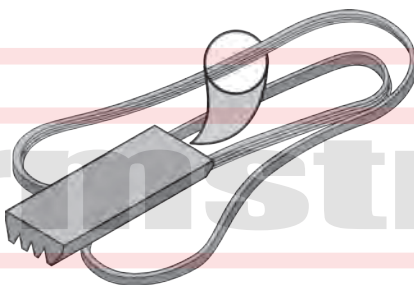
8" Diameter
WE16M15
(WE16X30)




CLAMP & SCREW KIT
for Fan Blade
WE1X688

"MV" MULTIVEE DRUM BELTS

Most Popular Belt
WE12X10014
(WE12X82)



YELLOW PLASTIC IDLER PULLEY
- for Torsion Spring Type -
Bare Pulley
WE12X83



Part No.	GROOVE SIZE Length	Description
WE03X29897	4H 89	(WE12M29 & M22)
WE12X10014	4H 87	(X42 & X82)
WE12X10009	4H 87	For Late Models

WE12X10001 - Use WE12X10014 (X82)

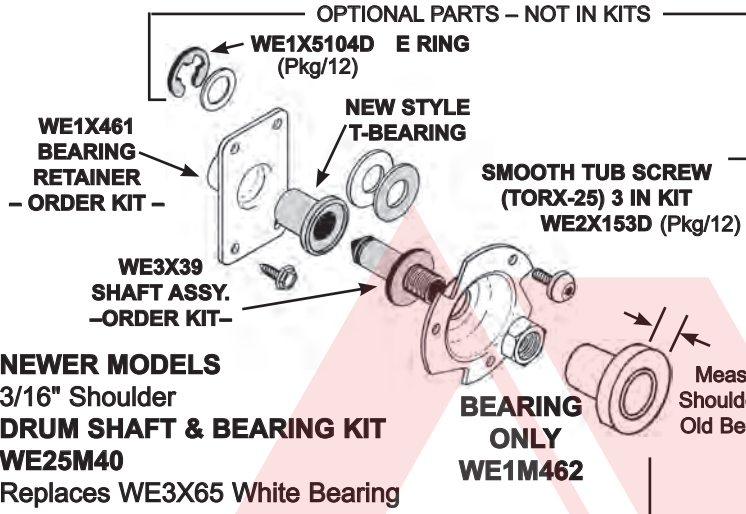
PULLEY KIT

Replaces WE12X47 & WE1X759
Kit includes WE12X83, spacer & keeper.

WE12X81
Kit for Coil Spring Type

DRYER PARTS FOR GE – HOTPOINT

General Electric



**TWO
DRUM BEARINGS
BEARING KITS**
Measure Shoulder on
Old Bearing

OLD STYLE
1/8" Shoulder or No Shoulder
**DRUM SHAFT & BEARING
KIT**
WE25X205 (WE25X62)

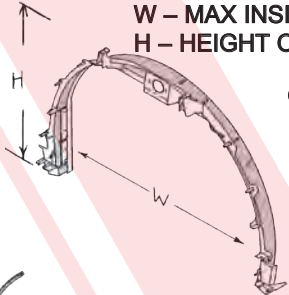
**BEARING ONLY
WE3X75**

NEWER MODELS
3/16" Shoulder
DRUM SHAFT & BEARING KIT
WE25M40
Replaces WE3X65 White Bearing

<u>H</u>	<u>W</u>	<u>Support Part No.</u>	<u>Use Glide No.</u>	<u>How Many</u>
15"	20½"	WE3X77	WE3X87	3
10"	19½"	WE3M20	WE03X20570 WE1M481	4
10"	19½"	WE3M26	WE01X28589 WE1M504	2 2

FRONT DRUM BEARING SUPPORTS AND GLIDES

W – MAX INSIDE WIDTH
H – HEIGHT OVERALL

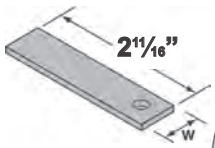


**GLIDES NOT
INCLUDED
WITH
SUPPORT**

TEFLON GLIDES

GLIDES NOT INCLUDED WITH SUPPORT

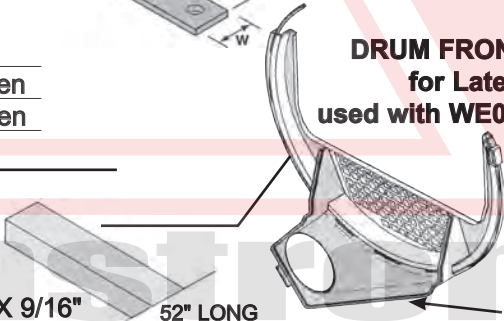
<u>W</u>	<u>Hole Dia.</u>	<u>Glide Part No.</u>	<u>Color</u>
1/2"	5/32"	WE3X87	Green
		WE1M1067	Dark Green
5/8"	3/16"	WE01X28589	Light Green
		WE1M504	White



DRUM FRONT AIR DUCT for Late Models

used with WE03X20570 above

**WE14X25080
(WE14M92)**



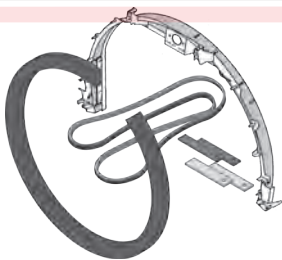
Felt Seal Included
not available as
Separate Item

**Front Drum Felt Included also
Available as a Separate Item**

WE09X27634

3/16" X 9/16" 52" LONG

- Includes:
- (2) WE1M504 White Teflon Glide
 - (2) WE1M1067 Dark Green Teflon Glide
 - (1) WE03X20570 Support
 - (1) WE12M29 Belt
 - (1) WE09X20441 Front Drum Felt
 - (1) Instruction Sheet

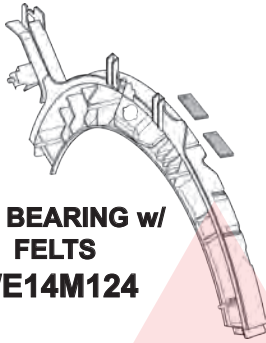


DRYER REPAIR KIT (with Instructions)


WE49X20697

OEM
GENERAL
ELECTRIC


**TOP BEARING w/
FELTS
WE14M124**



**LINT FILTER
WE03X23881**



Plastic Frame 12⁵/₈" Wide



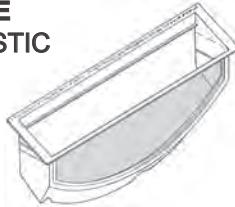
WE18X26

**RECTANGULAR TOP
12" x 2"**

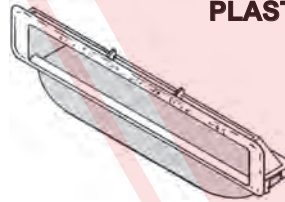


**WE16X29397
(WE18X53)**

90° PLASTIC FRAME
13¹/₄" Wide WHITE PLASTIC
WE18X25100
(WE18M19, 25, 28
WE18M53)



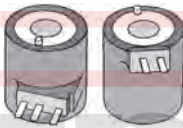
**PLASTIC ANGLE FRAME
14¹/₂" WIDE**



WE18X54

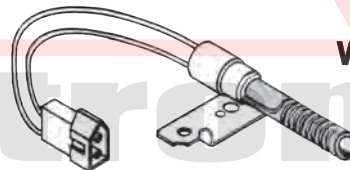
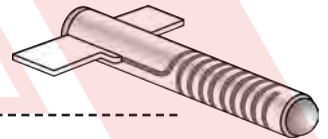
COILS FOR "M" VALVE

Split Coil
3 Wire
WE4X692
(F91-3744)



2 Wire Main
WE4X693
(F91-3743)

WE4X444



WE04X25996
(WE4X739)



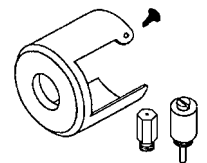
7¹/₂" Long

PLASTIC DOOR HANDLE
White
WE01X20419

NATURAL - LP CONVERSION KIT

WE25X217

**REGULATOR BLOCK
ORIFICE AIR SHUTTER**



DRYER PARTS
FOR GE - HOTPOINT

General Electric

NEW ELEMENT & REAR PAN ASSEMBLY

TWO BLOCKS

WE11M23

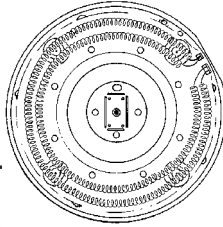
1/2" O.D. Twist

Two Ceramic Terminal Blocks

REPLACES

WE11M21 & WE25M27 - 7/16" Twist -

FITS 1/2" Spool



ONE BLOCK

WE11X103

5/8" O.D. Twist

One Ceramic Terminal Block

REPLACES

WE11X90 - 3/8" Twist

WE11X91, 92 - 9/16" Twist -

Fits 5/8" Spool


RESTRING KITS

Identify by block count, wire OD twist diameter or spool ID

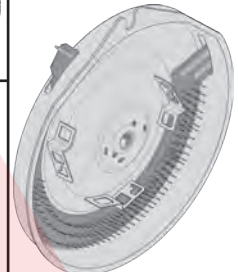
WE11X203 - 1/2" O.D. TWIST - FITS 5/8" SPOOL

WE11X10007 - 7/16" O.D. TWIST - FITS 1/2" SPOOL

DETAILED INSTRUCTIONS INCLUDED WITH EACH KIT



MICA HEATER ASSEMBLY



WE11X20397

DOUBLE HEATER COIL KITS

Incl. 2 Coils and 4 Terminal Bolts w/ Nuts & Washers Instructions Printed on Package.

FOR OLDER DRYERS

STANDARD VOLTAGE

(200-240)

WE11X260

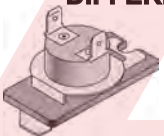


WE1X336D
INSULATOR
SPOOL
(Pkg/12)

HI-LIMIT WITH LONG DIFFERENTIAL

L310

WE4X800



LIMIT FUSE

L222°F

WE04X10094

(134120900)

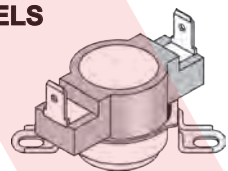


LATEST MODELS

HI-LIMIT

WE4X757

L260-70F



WITH SPLIT MOUNTING TAB

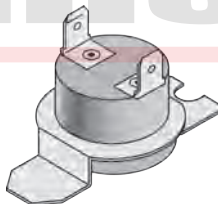


WE4X584
L258-50

HIGH LIMIT SAFETY

WE4M137


L315-65



WE04X26139
L385F

WE4M216

L135-10 (540B146P011)



WE04X10028

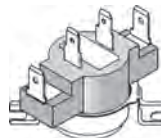
L140-10 (131298300)

BIAS THERMOSTATS
with 3/16" Heater Terminals

WE4M181

L210-30

(540B146P004)




OEM
GENERAL
ELECTRIC

Match temperatures from old thermostats

© 1971 - 2023 w.d. armstrong corp.

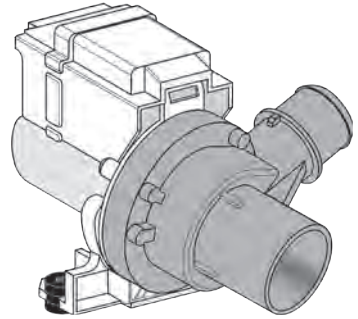
General Electric

27" LAUNDRY CENTER



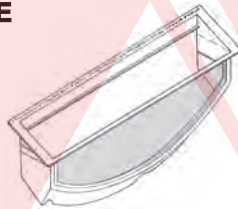
**MOTOR KIT
WH49X25738**

**DRAIN PUMP 27"
WH23X10040**



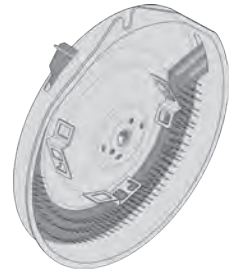
**90° PLASTIC FRAME
WHITE PLASTIC**

**WE18X25102
(WE18M52)**

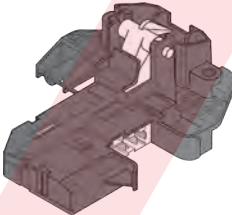


**MICA
HEATER
ASSEMBLY
WE11M61 - 24"**

WE11M62 - 27"

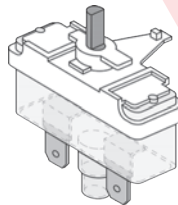


**LID LOCK 24" & 27"
WH44X10288**



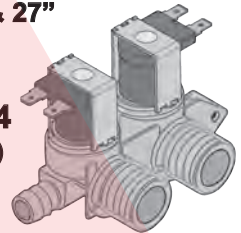
**PUSH TO START SWITCH
24" & 27"**

**WE4M416
(WE4M367)**



**WATER VALVE
24" & 27"**

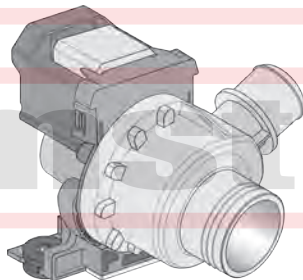
**WH13X27314
(WH13X10064)**



General Electric


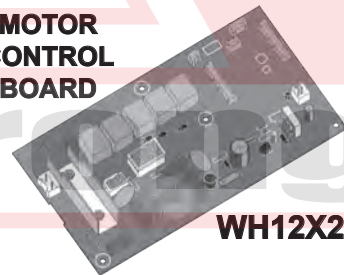
24" LAUNDRY CENTER

**DRAIN PUMP 24"
WH23X26206**




**MOTOR
CONTROL
BOARD**

WH12X22744



**WE18X20437
LINT FILTER**



**WE22X35337
GRID & TRACK
ASSEMBLY**

LAUNDRY KNOBS & DIALS

FOR GE - HOTPOINT

General Electric

- FOR NEWER MODEL DRYERS -
1/4" D Flat Up - 2 3/4" Diameter • White

Red Pointer
WE1X1263
(WE01X10036)



Grey Pointer
WE1M652

DRYER TIMER KNOB
WHITE WITH CHROME RING
1/4" D Shaft Flat Up - 2 1/2" Dia.



WE01X24552

For WASHERS
WHITE KNOB

With 1/4" D - Flat Left
Chrome Trim Ring
- Black Pointer -
(KIP2241 175D3296)
WH01X10060



1 1/8" Dia.

-- FOR WASHERS AND DRYERS --

1 3/4" DIA.

**1/4" D
FLAT
LEFT**



Black Knob
with Silver Rib
WE1X1206

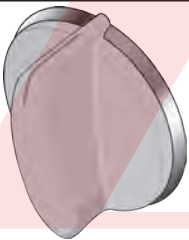


White Knob
with Blue Stripe
WH01X10313

White Knob with
Red Stripe
WH1X2721

KNOB For DRYERS

With 1/4" D - Flat Left
Chrome Trim Ring
2 1/8" Dia.



KNOB & SKIRT
For DRYERS

With 1/4" D - Flat Up
Chrome Trim Ring
Skirt 2 3/4" Dia.



<u>Part No.</u>	<u>Knob</u>	<u>Pointer</u>
WH01X10462	Dark Grey	Light Grey
	175D3296P001	
WE01X20380	Light Grey	Black

<u>Part No.</u>	<u>Knob</u>	<u>Pointer</u>
WE1M654	White	Grey
WE01X20374	White	Black
WE1M964	Dark Grey	Black
WE01X20376	Light Grey	Black

OEM
GENERAL
ELECTRIC

**SELECTOR
KNOB**
White
2" Dia.
1/4" D
Flat Left

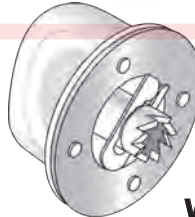
WE01X20378



TIMER KNOB

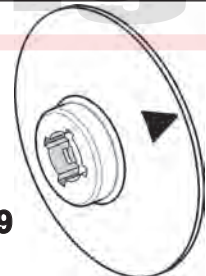
White &
Chrome Ring
2 1/8" Dia. 1 1/2" Tall

175D3296EN020A
WH01X10310



TIMER DIAL
White
2 3/4" Dia.
Black Pointer

WH11X10049

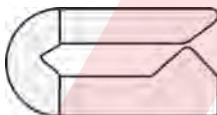


PLASTIC KNOB WITH CLIP
1½" DIAMETER
WHITE KNOB
WH1X2757

Replaces Chrome WH1X2760



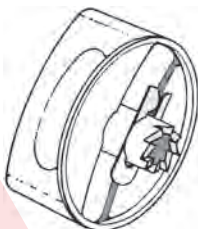
DETENT & CLIP



1" Long

Used on the Washer Knobs
 Above & Many other
 Push-Pull Knobs
WH1X2117

FOR LATE MODEL WASHERS



All White Plastic
WH1X2754

1⅞" Dia.
Knobs

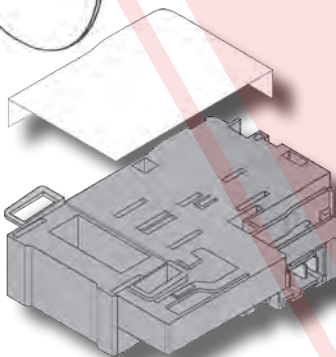
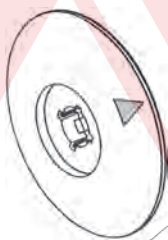
8 Teeth To
Engage
Push-Pull
Feature



White w/ Chrome Ring
WH01X10061
 KIP2240 175D3296

2¾" Plastic Dials w/ Colored Pointers

<u>Part No.</u>	<u>Color</u> <u>Dial</u>	<u>Color</u> <u>Pointer</u>
WH11X10033	White	Grey



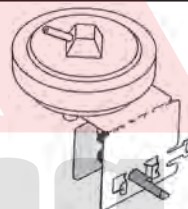
LID LOCK
QUICK RELEASE
TOP LOAD WASHER

Kit includes a harness,
 2 bezels and 2 strikes

WH08X32697

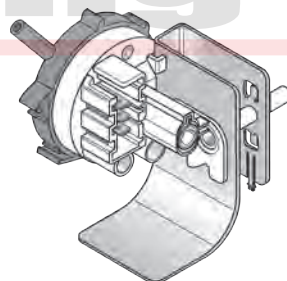
WATER LEVEL PRESSURE SWITCHES

<u>Part No.</u>	<u>Reference</u>	<u>Pos.</u>	<u>Wires</u>
WH12X10065	175D2290P028	3	3
WH12X10076	175D2290P034	INF.	3
WH12X10093	175D2290P044	INF.	2



PRESSURE
TUBE
 For Pressure
 Switches
 3/16" I.D.
 39" Long
WH41X365

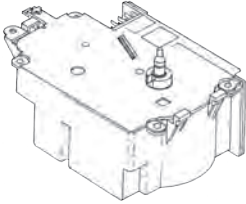
PRESSURE
SWITCH
WH12X10476



WASHER PARTS FOR GE – HOTPOINT

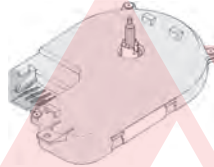
General Electric

QUICK CONNECT TIMERS FOR 1980 & LATER



TYPE D
175D4232
EMERSON MALLORY
ALL PLASTIC

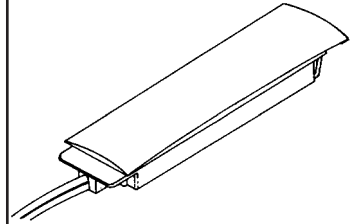
Part No.	Reference No.	Type
WH12X10202	175D4232P016	D
WH12X10254	175D4232P024	D
WH12X10338	175D5684P003	E
WH12X10350	175D5749P00*	E
WH12X10527	175D6604P053	E



TYPE E
"MST" 175D5000
KINGSTON WHITE
PLASTIC

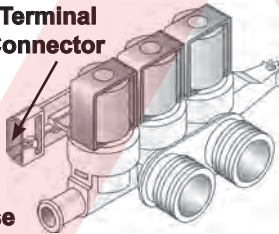
"REED" LID SWITCHES

WH12X10334



WH13X10026
White Block

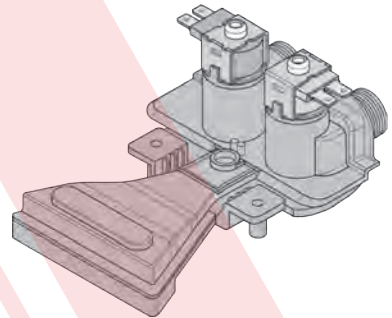
3-Terminal
Connector



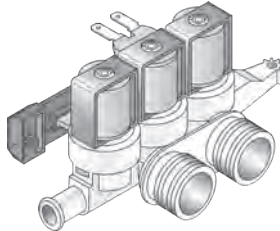
Outlet Fits
1/2" I.D. Hose

WH13X10025
(WH13X10018)
White Block

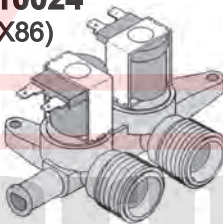
WH13X26534
Water Valve




WH13X10027
Black Block
3 Term.
Connector



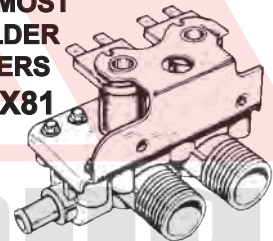
WH13X10024
(WH13X86)



WH13X10023



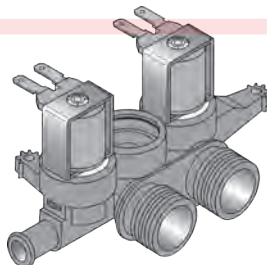
FOR ALMOST
ALL OLDER
WASHERS
WH13X81



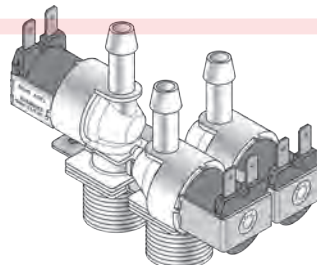
OEM
GENERAL
ELECTRIC

2 Coil 1/2" Outlet
Ear Mounting

WH13X23974
TAN BODY



WH13X10037
GREY BODY



WH13X10029
Water Valve
• 2 In - 3 Out



WH02X10037
Screw & Seal
Assembly
1/4"-20
(Not Separately
Available)

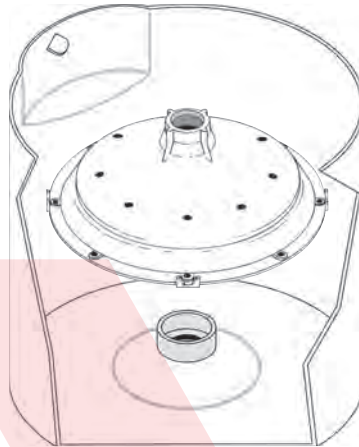


WH43X10032
Agitator
Coupling
(18 TOOTH SPLINE)

WH49X10042
Screw, Seal &
Coupling Kit



**Fabric Softener
Dispenser
WH43X139**



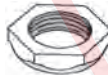
WH45X20473
(WH45X10111)
Outer Tub
Plastic

WH45X10027
Tub
Support
Hub



WH43X10034
(WH43X142,
WH43X25442)
Agitator with CW
Auger

WH2X1193
Hub Nut
L.H. THREAD



WH02X10265 (WH2X1195)
Split Ring



WH2X1199
Hub Washer

WH02X10383
Tub Seal

7/32"
HOLES



WH2X1198
Bronze Tub Bearing

WH2X1197
Thrust Bearing Washer

CENTER DRIVE ASSEMBLY WH38X10017

(175D52287G006)
14" Shaft

20 Tooth
Spline



Coated Drive
Tube

2 - 15" Wires
W/ Block
Lower
Seal is
Included



WH38X10019
12 1/2" Shaft

SUPPORT ROD ASSEMBLY

26 1/2" Long
ASSEMBLY
WH16X543
(Yellow)

WH16X544
(Black)

WH16X10057
(Green)

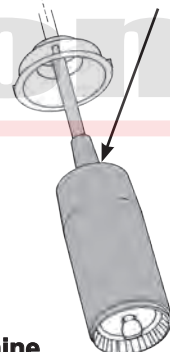
WH16X10158
(Blue)

WH16X10159
(Red)

Two Each Per Machine



**UPPER SOCKET
SUPPORT
WH01X10001**
Order Separately



SPRING COVER
Yellow
3 1/4" Spring
Black
2 1/2" Spring
Green
3 1/2" Spring
Blue
3 1/4" Spring
Red
4" Spring

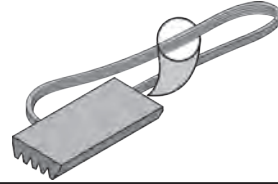
WASHER PARTS - '95 + LATER

FOR GE - HOTPOINT

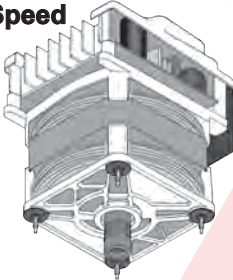
General Electric

Part No.	Size/Length
WH01X10302	5H 37½"
WH01X24180	5H586 / 22¼"
WH01X24697	5H533 / 21½"
WH01X27538	5H581 / 22"

5-RIB MV
WASHER
DRIVE
BELTS



**ELECTRONIC -
MOTOR/INVERTER**
2-Speed



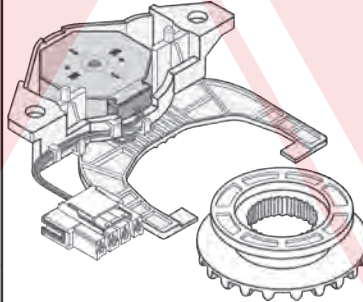
WH20X10093
(WH20X10051, 57)
(175D5106G078)
2 White Terminal Blocks



45 MFD - 250V
WH12X10462
CAPACITOR

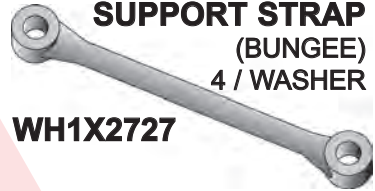
**MODE SHIFTER
ACTUATOR**
WH03X30517

Shifts the transmission from
agitate to spin.



PLASTIC CLUTCH
WH05X24185

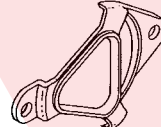
SUPPORT STRAP
(BUNGEE)
4 / WASHER



WH1X2727

WH41X10096
(WH41X367)

NO-KINK ELBOWS
& HOOKS STAY
WHERE YOU PUT
THEM

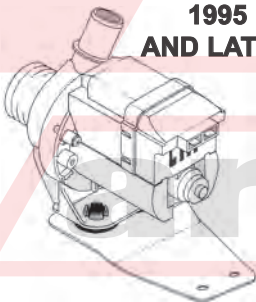


**PLASTIC
RETAINER**
WH16X513



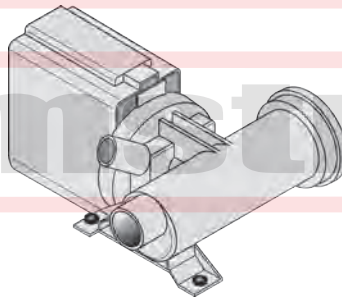
57" LONG

**1995
AND LATER**




WH23X10030
(WH23X10013)

PUMP & MOTOR
REPLACES OTHER
TYPES



**FRONT LOAD
DRAIN PUMP**
WH23X10028



**TOP LOAD
WASHER
DRAIN PUMP**
WH23X28418
(WH23X27574)

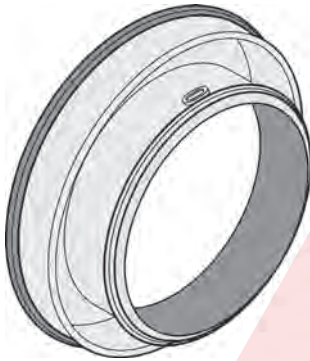
OEM
GENERAL
ELECTRIC

General Electric

WASHER PARTS

FOR GE – HOTPOINT

**DOOR BOOT FOR
FRONT-LOAD WASHER**



**16"
Dia.
PORT**

WH08X10036
(WH08X10022,
8181850)

**PUMP OUTLET
HOSE**




WH41X374

**TUB TO PUMP
HOSE**
FITS ANY PUMP
ANGLE
(WH41X371,
WH41X10163)
WH41X22935



**DRIVE BELT
FRONT LOAD
WH08X10024**
(8181670) 48"

Long
7 Ribs 6 Grooves



**INLET SPOUT
WH41X10077**



General Electric

MICROWAVE PARTS

FOR GE – HOTPOINT

11" LONG

Screws O.C.
to Mount
Outer Panel
9⁷/₈"
Inner Panel
8³/₄"



**GLOSSY BLACK
WB15X10022**

**SCREWS
8³/₄" O.C.
SMOOTH
GRIP**



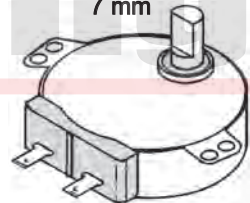
**WHITE
WB15X10023**



**9 INCH
WHITE
WB15X310**

**21 V. MOTORS
TURNTABLE DRIVE
MOTOR
3 RPM
WB26X10038**

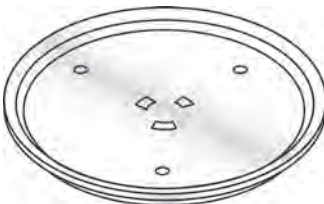
"D" Shaft
1/2" Long
.276"
7 mm



3/16" Wire Terminals

**GLASS TRAYS
3-Lug Drive**

WB49X10129 11³/₄" Dia.
WB49X10097 11¹/₄" Dia.
WB39X10003 12¹/₂" Dia.



MICROWAVE PARTS

FOR GE – HOTPOINT

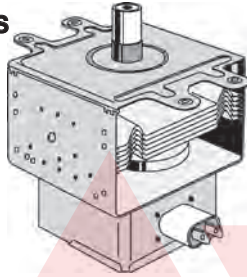
General Electric

**VENTILATION & MOUNTING
ARE PARALLEL TO
ELECTRICAL TERMINALS**

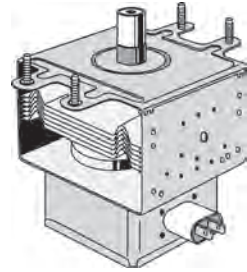
MAGNETRONS

**VENTILATION AND MOUNTING
ARE AT RIGHT ANGLE FROM
ELECTRICAL TERMINALS**

WB27X10516
(Samsung OM75P(31))
6 Plates



WB27X10089
(Samsung OM75S)
5 Plates



CAPACITOR

WB27X10011
2100 VAC
.91µf

H.V. DIODES

WB27X1160 14KV
WB27X10597 12KV



Insulated 1/4" Female Spade Terminal



100°C ONE TIME THERMAL FUSE

WB27X10195

WB27X7
15 AMP

CERAMIC FUSE



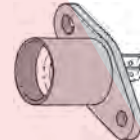
WB27X10928
20 AMP

40W MEDIUM BASE LAMP


WB36X10003
REPLACES: WB6X15, WB2X4235



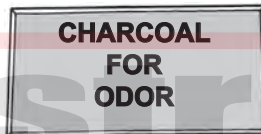
SOCKET FOR MED. BASE LAMP WB08X10016



RANGE FILTER - OEM



**TELLTALE
COMBINATION
FOR GREASE
AND ODOR**



**CHARCOAL
FOR
ODOR**

**ALUMINUM FOR
GREASE**

**MEASURE OLD FILTER
FOR EXACT FIT**

Size	Type	Part No.
2½" x 11" x 3/8"	Charcoal	WB02X35607
5⅞" x 7⅝" x 3/32"	Aluminum	WB06X10359
5⅞" x 13⅜" x 3/32"	Aluminum	WB06X10596
7¾" x 9" x 3/32"	Aluminum	WB6X486
8¾" x 10⅝" x 1/2"	Combination	WB02X10700

**Custom filter making
is available for older,
obsolete hoods.**

OEM
GENERAL
ELECTRIC



OPEN RIBBON UNITS
for GLASS-TOP
Large 28 oz. Cleaner
for ceramic cooktops



FOR OLDER RANGES

"LO-RISE"
HINGED UNIT
WITH RING
250V

<u>Dia.</u>	<u>Watts</u>	<u>Part No.</u>
7"	1500	WB30T10047
8½"	2000	WB30T10045
10"	2500	WB30T10099
9"	2000	WB30T10132
10"	3000/1400	WB30T10133
10"	3100/1300	WB30X24111

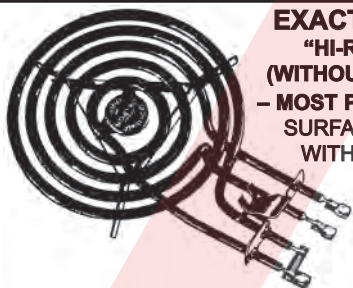


WX10X300

NOTE - NOW BEING SUPPLIED WITH LOOSE RING

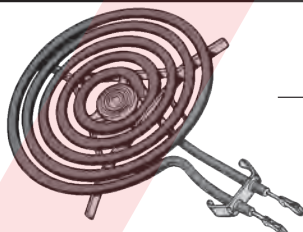
<u>Part No.</u>	<u>Size</u>	<u>Watts</u>
WB30X356	6"	1600
WB30X354	8"	2700

EXACT REPLACEMENT FOR GE - HOTPOINT ELECTRIC RANGES
CALL FOR QUANTITY PRICES



"HI-RISE"
(WITHOUT RING)
- MOST POPULAR -
SURFACE UNIT
WITH HINGE

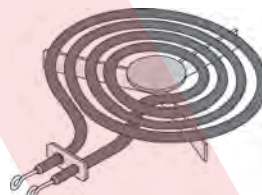
<u>Part No.</u>	<u>Size</u>	<u>Watts</u>	<u>Con.</u>	<u>Volts</u>
WB30X342	6"	1600 W	3 Wire	250 V
WB30X341	8"	2700 W	3 Wire	250 V
WB30X348	8"	2350 W	2 Wire	250 V
WB30X359	6"	1325 W	2 Wire	250 V



PLUG-IN SURFACE UNITS
LOOPED TABS WELDED DELTA BRACKET
USE WITH WB17X5051 BLOCK

<u>Part No.</u>	<u>Size</u>
WB30X218	6"
WB30X219	8"

SOLID TABS
USE WITH WB17X5113 BLOCK

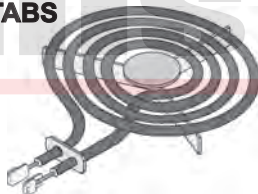
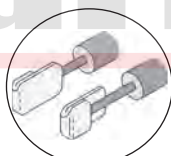


- WYE BRACKET - EYE TABS

<u>Size</u>	<u>Turns</u>	<u>Part No.</u>	<u>Medallion</u>
6"	5	WB30M1	1¼ Dia
8"	6	WB30M2	1¼ Dia
6"	4	WB30X24401	1½ Dia
8"	5	WB30T10074	1½ Dia

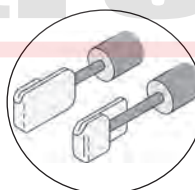
<u>Size</u>	<u>Turns</u>	<u>Part No.</u>
6"	3	WB30X254
6"	4	WB30X256
8"	4	WB30X253
8"	5	WB30X255

"GENUINE CALROD" - WYE BRACKET - SOLID TABS



<u>Size</u>	<u>Turns</u>	<u>Part No.</u>
6"	3	WB30K10002
6"	5	WB30X20478
8"	4	WB30K10003
8"	6	WB30X20481

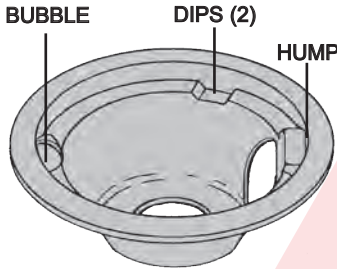
PLAIN BLACK MEDALLION



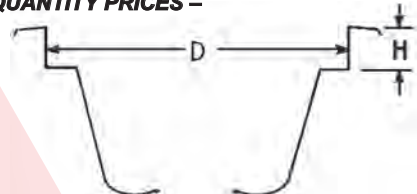
<u>Size</u>	<u>Turns</u>	<u>Part No.</u>
6"	3	WB30T10075
8"	4	WB30T10071

RING – PANS FOR PLUG-IN UNITS

Identify by Dimensions, Finish, and Presence of Bubble, Hump, or Dips
– see Picture Below.



– CALL FOR QUANTITY PRICES –



DIAMETER & HEIGHT IN INCHES

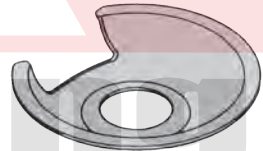
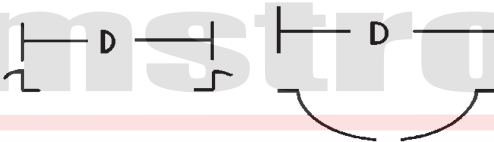
**CHROME AND
PORCELAIN**

Finish	Bubble	Hump	Dips	Small PN	D	H	Large PN	D	H
Chrome	No	No	No	WB31X5010	6 ³ / ₈	1/4	WB31X5011	8 ¹ / ₂	1/4
Chrome	No	Yes	No	WB32X107	6 ⁵ / ₁₆	1/2	WB32X106	8 ³ / ₁₆	1/2
Chrome	No	Yes	No	WB32X10017	6 ⁵ / ₁₆	3/8	PM32X113	8 ³ / ₁₆	3/8
Chrome	Yes	Yes	No	WB31M16	6 ³ / ₈	3/8	WB31M15	8 ¹ / ₂	3/8
Chrome	Yes	Yes	No	WB32X5075	6 ³ / ₈	3/8	WB32X5076	8 ¹ / ₂	3/8
Chrome	Yes	No	No	WB31T10010	6 ³ / ₈	3/8	WB31T10011	8 ¹ / ₂	3/8
Porcelain	Yes	No	No	WB31T10014	6 ³ / ₈	3/8	WB31T10015	8 ¹ / ₂	3/8
Black									
Chrome	Yes	No	Yes	WB31K5024	6 ³ / ₈	3/8	WB31K5025	8 ¹ / ₂	3/8
Porcelain	Yes	YES	No	WB31M20	6 ³ / ₈	3/8	WB31M19	8 ¹ / ₂	3/8
Black									

PORCELAIN MAY BE CLEANED IN SELF-CLEANING OVEN FOR EXTRA CONVENIENCE

SEPARATE RINGS AND PANS FOR HINGED UNITS

PANS ARE PLACED UNDER THE RINGS
QUANTITY DISCOUNTS AVAILABLE



ALUMINUM PANS ARE NLA
USE WB32X10012 (6") AND
WB32X10013 (8") TO RE-
PLACE ORIGINAL
ALUMINUM PANS

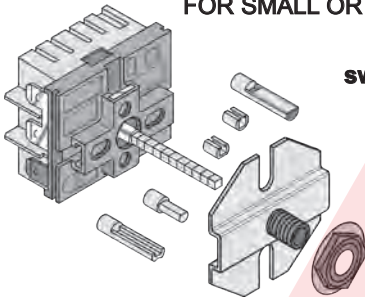
Chrome Rings	Small	WB31X5013	D = 6 ³ / ₈ "
	Large	WB31X5014	D = 8 ¹ / ₂ "

Pan Finish	Small Pan	D	Large Pan	D
Chrome for Aluminum	WB32X10012	6 ³ / ₈ "	WB32X10013	8 ¹ / ₂ "
Standard Chrome			WB32X5036	8 ¹ / ₂ "
Grey Porcelain	WB32X5059	6 ³ / ₈ "	WB32X5060	8 ¹ / ₂ "

OEM
GENERAL
ELECTRIC

PUSH-TO-TURN CW INFINITE SWITCH KIT

ROBERTSHAW M-SERIES VOLTAGE RATED SWITCH
FOR SMALL OR LARGE UNITS

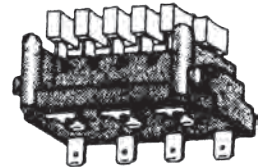


Will replace most older rotary switches that are non push-to-turn.
Varies in Appearance
WB21X36771
(WB21X5243)

All kits are complete with mounting screws, full instructions and adapters for using original knob.
Break-off shaft to match original shaft length.

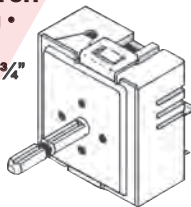
6 BUTTON PB SWITCHES

FOR 3-WIRE SURFACE UNITS
-USED ON GENERAL ELECTRIC,
HOTPOINT, AND OTHER MAKES
FOR OVER 25 YEARS



SHORT (1/2") STEMS
WB23X33
WITH BUTTONS

FOR RIBBON UNITS ON "GLASS TOPS"
"EGO" INFINITE SWITCH
"8" Shaft - 1/4" Long •
Clip Down at OFF
Beige Body • 1 1/2" x 1 1/4"

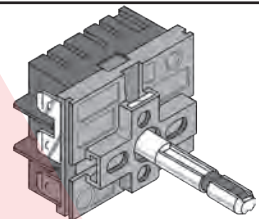


Part No.	Elements	Term.
WB24T10119	Single	6
WB24T10063	Dual	8

(WB24T10015, 41, 56)

PUSH-TO-TURN INFINITE SWITCHES

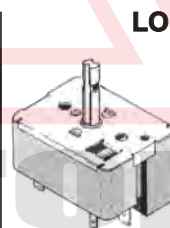

RS VOLT-RATED
FOR 6" OR 8" UNITS



Type	Shaft Length	Part Number
Fig. "8"	3/4"	WB24X29365
Fig. "8"	5/8"	WB24X25013
Fig. "8"	1 1/4"	WB24X29364

KING – SEELEY LOAD RATED SWITCHES

PUSH-TO-TURN FIGURE "8" SHAFT – CW ROTATION



LONG SHAFT SWITCH
1 1/4" Long Shaft
Vertical "8"
240 VOLTS
7.2 - 9.0 AMPS
WB23M9

FOR HIGH WATTAGE LARGE UNITS
8.9 - 11.0 AMPS

WB23K5027

1500 WATTS 4.4 - 7.0 AMPS
WB24T10011

1250 WATTS 4.4 - 5.8 AMPS
WB24T10022

1560 WATTS 4.4 - 7.4 AMPS
WB24T10029

2040 WATTS 7.5 - 9.3 AMPS
WB24T10027

2600 WATTS 8.9 - 11.0 AMPS
WB24T10025

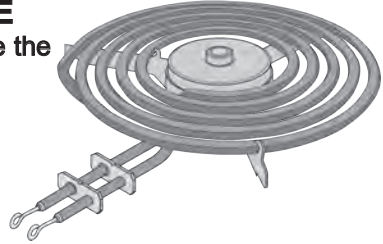
Body on Replacement Switch May Not be Same Color as Original Switch Body

RANGE PARTS FOR GE - HOTPOINT

General Electric

Range Surface Element Safety Burners for GE

This element has temperature limiting capabilities to reduce the risk of cooktop oil and grease fires.



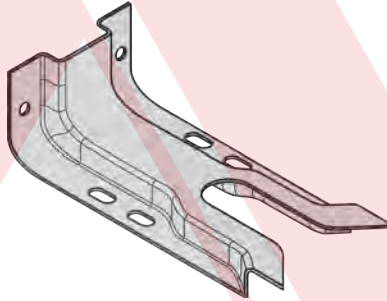
Part No.	Description
WB30X31057	240V/2150W 8" Surface Unit
WB30X31058	240V/1300W 6" Surface Unit

ANTI-TIP KIT

KIT INCLUDES

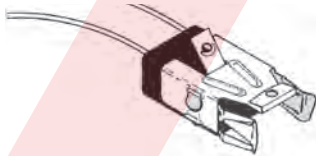
- STOVE BRACKET
- FASTENERS
- INSTRUCTIONS

WB02T10415




PLASTIC BLOCK KIT

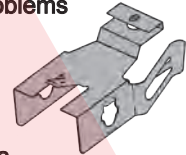
Solves Noisy Element-Rattle Problems



WB17T10006
Complete Kit



Kit Includes Block,
69" Wires w/ Factory Terminals,
2 Covers & Instructions.

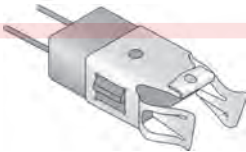


Replaces WB17X210 Save \$\$\$\$

PLASTIC SURFACE BLOCKS

24"
Wires


WB2X8228



Includes
Mounting Screws

WB17X5113

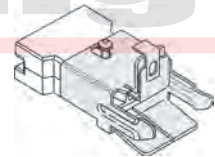
Used with WB30M1
& WB30M2



CERAMIC SURFACE UNIT BLOCK

WB17X5051

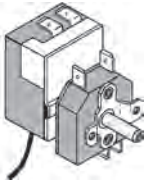
Used with
WB30X218 & WB30X219



OEM
GENERAL
ELECTRIC

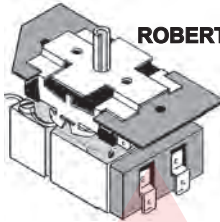
HYDRAULIC THERMOSTATS

PRODIGY




Used on Latest Models

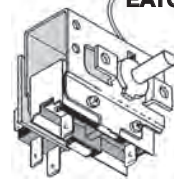
ROBERTSHAW



HARPER-WYMAN



EATON



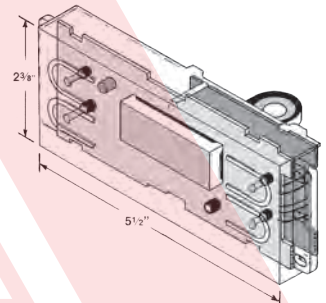
MFGR	ID Numbers On Control	Cap	Part No.
EATON	275-3200-00, THS025, E/R-27	29"	WB20K5027
ROBERTSHAW	183D6382P001, EA5F-488	34"	WB20K10004
PRODIGY	223C4029P004	45"	WB20K10035
PRODIGY	223C4029P001, WB20K10007	29"	WB20K10026
ROBERTSHAW	164D3084P001, EA5F-479	28"	WB20X5071
HARPER	6713G0008, 334897	36"	WB21X489
ROBERTSHAW	164D2640P02	34"	WB21X5287

For Positive I.D. Check Numbers On Old Thermostat

NEW SMALL ERC - FOR LATE MODEL RANGES




BARE ERC - NO OVERLAY INSTRUCTIONS INCLUDED
WB27T10469



ELECTRONIC RANGE CONTROL (ERC) FOR NEWER MODELS

CHECK I.D. NUMBERS ON PAPER STICKER ON OLD ERC
• INSTRUCTIONS INCLUDED.

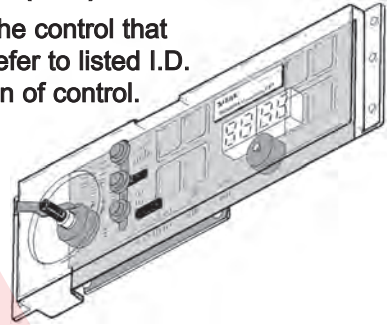


WB27T10416
164D3260P127

BLACK PLASTIC HOUSING
- TORISAN - - SANYO -

ELECTRONIC RANGE CONTROLS (ERC)

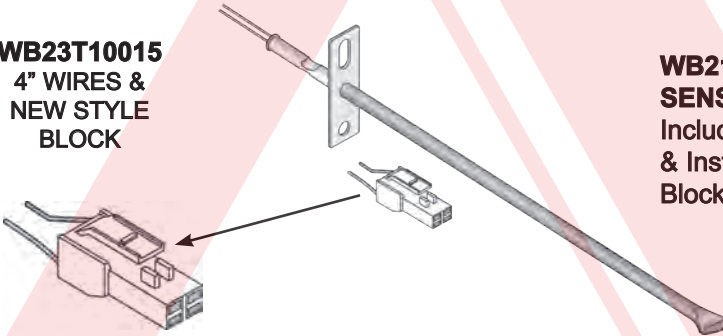
Electronic Range Controls (ERC) have a paper sticker on the control that displays a variety of "CN:" & "PN:" identification numbers. Refer to listed I.D. Numbers when possible for quick & accurate identification of control.



Part No.	Case	I.D. Numbers
WB27K10355	CLEAR	183D9934P102
WB27K10358	CLEAR	183D9935P102
WB27X10311	CLEAR	164D3146P022
WB27X45466	CLEAR	164D8450G217

SIX INCH SENSOR - FOR SELF-CLEANING OVENS - 1000Ω

WB23T10015
4" WIRES &
NEW STYLE
BLOCK



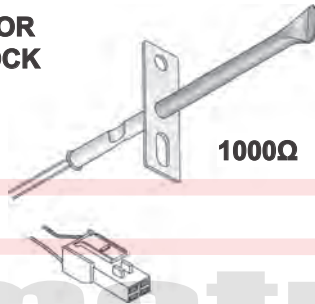
WB21X5301
SENSOR KIT
Includes 6" Wires, Wire Nuts,
& Instructions. Adapts to
Block on Older Models

1000Ω SENSORS REPLACE 1400Ω SENSORS

**TWO INCH SENSOR
NEW STYLE BLOCK**

WB23X5340

4" WIRES &
BLOCK



1000Ω

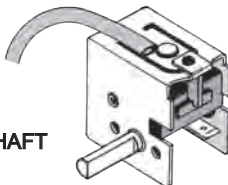
WB21X22134
6" Wires & Block.

armstrong

E - G OVEN THERMOSTATS

WB20K8
(6460G0003)

1/4" D SHAFT



**Also See
Electric Oven
Thermostats
On Page 618**

OEM
GENERAL
ELECTRIC

General Electric

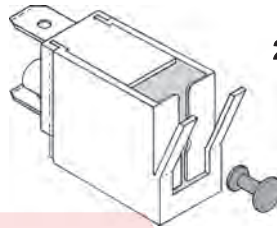
RANGE PARTS FOR GE - HOTPOINT

**RED JEWEL
LENS FOR INDICATOR LAMP**



Part No.
WB25X65 **Dia.** **5/16"**
WB25T10041 **3/8"**

INDICATOR LAMP (LESS LENS)
125 Volt • WB25K10002

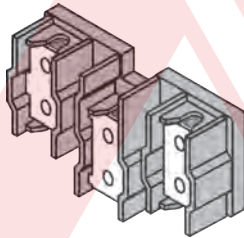


250 Volt • WB25T10040

WB25T10042
3/16" Diameter
Snap-In Lens - Red -

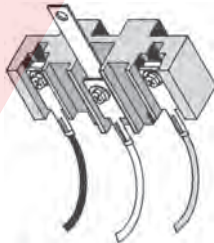
**TERMINAL
BLOCK KIT**

WB17T10011



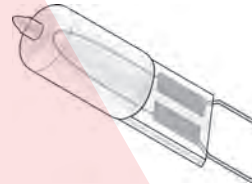
**TERMINAL
BLOCK KIT**

WB17X5095



**6" WIRES AND WIRE
NUTS INCLUDED**

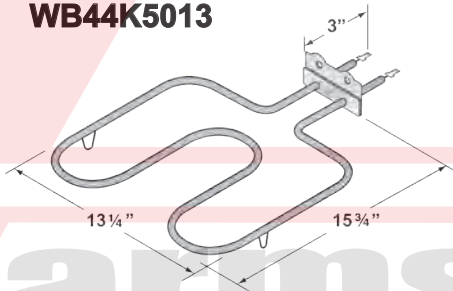
HALOGEN LAMP



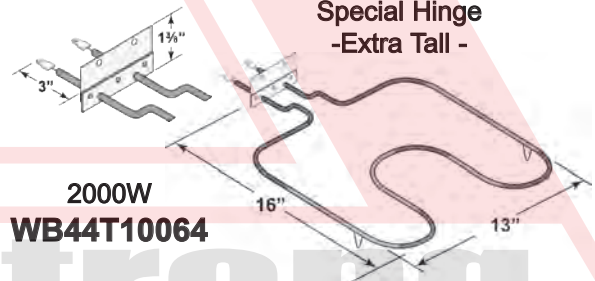
Part No.	Watts	Volts
WB49X29679	50	130
WB08T10023	35	130
WB25X10019	20	130
WB08X10057	50	130

Also Used On Microwaves

WB44K5013



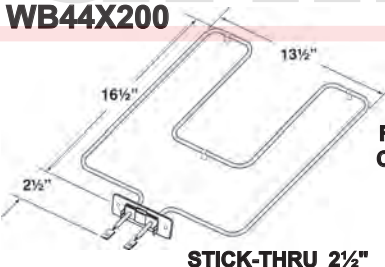
**Special Hinge
-Extra Tall -**



**2000W
WB44T10064**

WB44X200

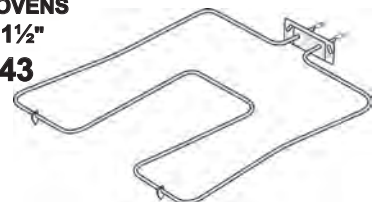
NARROW BAKE UNITS



**FOR SELF
CLEANING
OVENS**

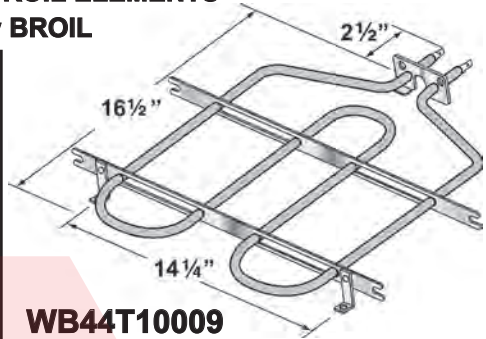
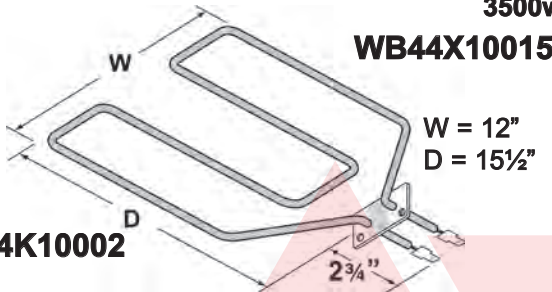
STICK-THRU 2 1/2"

**FOR
CONVENTIONAL OVENS
STICK-THRU 1 1/2"**
WB44X5043



POPULAR BROIL ELEMENTS

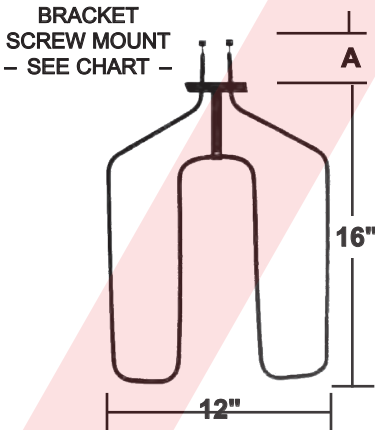
3500w BROIL



WB44K10002

W = 13 1/2"
D = 16 1/2"

BROIL ELEMENTS FOR OLDER GE & HOTPOINT



MEASURE "A" FOR DISTANCE THRU REAR
WALL OF OVEN CAVITY
MEASURE DISTANCE ON CENTER BETWEEN
MOUNTING SCREWS

Part No.	Stick- Thru A	Screws OC
WB44X134	1 1/2"	2 5/8"
WB44X173 (WB44X185)	2 1/2"	2 5/8"

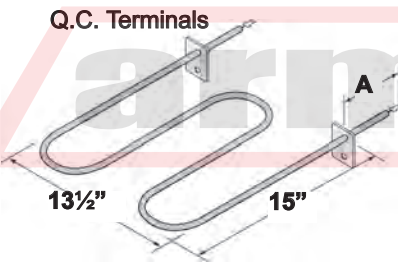
UNIT HANGER BRACKET



WB2X1452
Replaces WB2X6848
Includes Screws

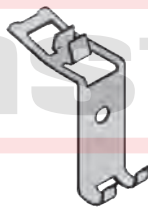
BROIL ELEMENTS FOR ROPER TYPE RANGES

13 1/2" WIDE OPEN BROIL

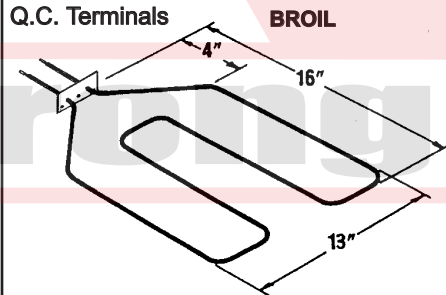


A	Part No.
4"	WB44X232
3 1/2"	WB44M5

**BROIL UNIT
HANGER**



WB2X9719
(4337249)
"Tab Mount"

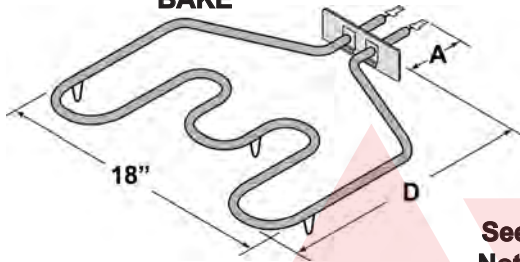


WB44K5009

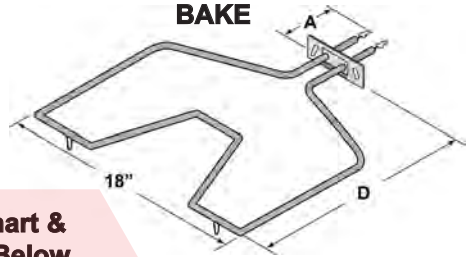
OEM
GENERAL
ELECTRIC

18" WIDE BAKE UNITS FOR FULL SIZE OVENS

**5 LOOP
BAKE**



**3 LOOP
BAKE**

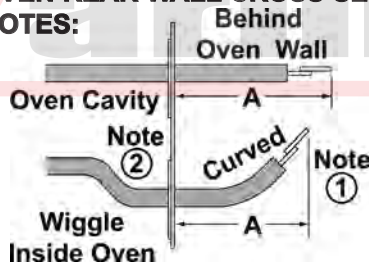


See Chart &
Notes Below

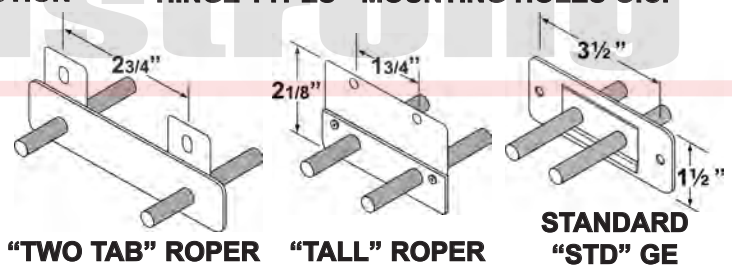
Unit Type	D Depth	Hinge Type	Thru-Wall Wire		Note	Part No.
			A	Term		
3	15½"	STD	2½"	S		WB44X5082
3	15½"	STD	1½"	S		WB44X5099
3	15½"	2 TAB	4"	QC		WB44K5012
3	17"	2 TAB	2¼"	QC	①	WB44T10010
3	18"	2 TAB	3"	QC	①	WB44T10060
3	15½"	STD	3"	QC		WB44X10009
3	15½"	2 TAB	2¼"	QC	①	WB44K10005
3	15½"	TALL	2½"	OC		WB44K5018
5	15½"	STD	3¼"	QC		WB44X10016
5	16"	TALL	2¾"	QC		WB44T10007
5	16½"	2 TAB	2¼"	QC	①	WB44T10011
5	15½"	TALL	2½"	QC	②	WB44T10018
5	15½"	TALL	2½"	QC	① ②	WB44K10009
5	14¾"	2 TAB	2¾"	QC	①	WB44K10012
5	14¾"	2 TAB	2½"	QC	①	WB44T10014

OVEN REAR WALL CROSS SECTION

NOTES:



HINGE TYPES - MOUNTING HOLES O.C.

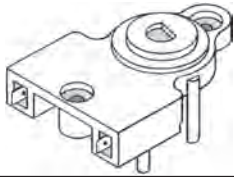


RANGE PARTS

FOR GE - HOTPOINT

General Electric

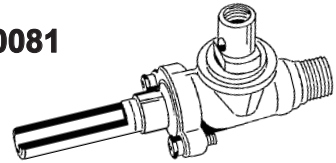
TOP BURNER IGNITION SWITCHES



for Later Models
Mounts 1 1/8" O.C.
Fits Special Small Shaft
WB24T10071

TOP BURNER VALVE

WB21K10081

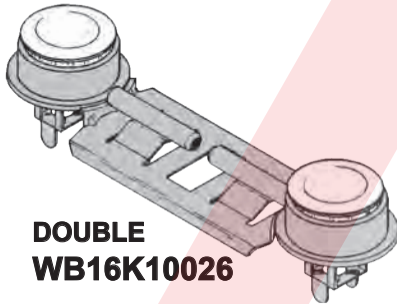


POPULAR TOP BURNERS

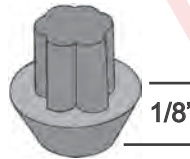
INCLUDES FLAME SPREADER HEADS, LIGHTER TUBES AND MOUNTING BRACKET

FOOT FOR TOP GRATE
for Glass Tops
Rubber Feet
Avoid Scratches
WB02T10461

WB03X24818
BURNER KNOB
2 1/4" Dia 1.9" High
D Shaft



DOUBLE
WB16K10026

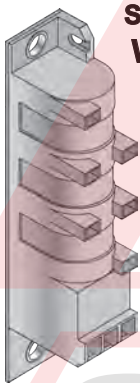


WB13K18



WB13X27058

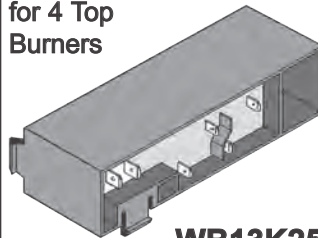
TOP BURNER ELECTRODES
WHITE CERAMIC
4 - USED PER TOP



SPARK MODULE
WB32X32509
(WB13T10047)
0+6

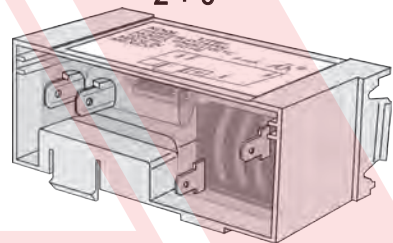
WB13T10046
0+4

SPARK MODULE
for 4 Top
Burners



WB13K25
(6544G1001C,
223C3201P002)

SPARK MODULE
2 + 0

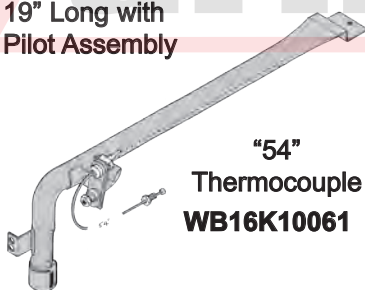


WB20K5037
(6545G1001A)

OEM
GENERAL
ELECTRIC

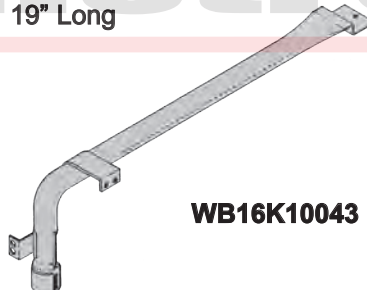
BAR BURNERS FOR GAS OVENS

19" Long with
Pilot Assembly



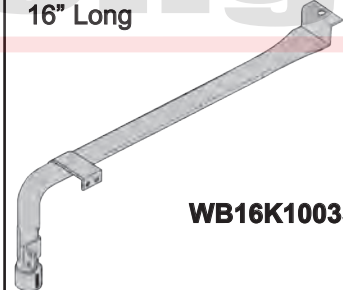
"54"
Thermocouple
WB16K10061

19" Long



WB16K10043

16" Long

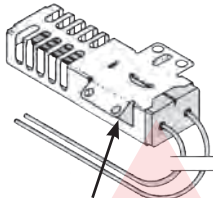


WB16K10035

FLAT NORTON SYSTEM

WB2X9998

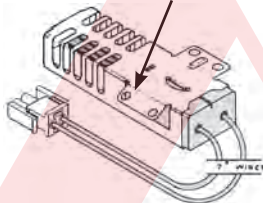
WITH 17" WIRES
- NO BLOCK
UNIVERSAL USE CE-
RAMIC WIRE NUTS
INCLUDED



NOTE SPECIAL BRACKET

WITH 7" WIRES
AND BLOCK

WB13K21



DO NOT MIX FLAT
AND ROUND
SYSTEMS

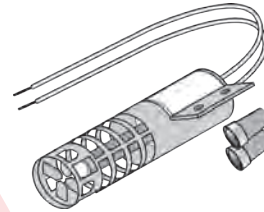


ROUND CARBORUNDUM SYSTEM

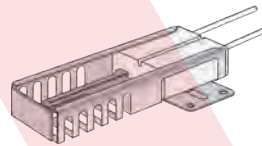
WB2X9154

CERAMIC
WIRE NUTS
INCLUDED

8" WIRES



FLAT NORTON SYSTEM WITH BLOCK



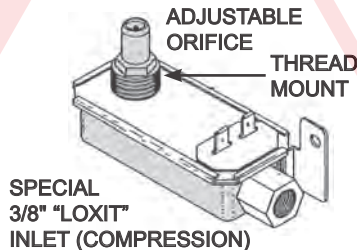
WB13T10045

LOW VOLTAGE FOOT VALVES

FOR FLAT IGNITOR

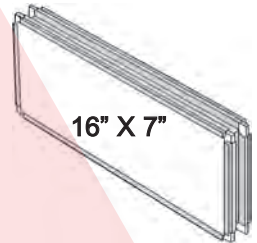
3.0-3.3 VOLTS
3.4-3.6 AMPS
VALVE HAS FEMALE
WIRE TERMINALS
WB19K31

(183D5746G001)



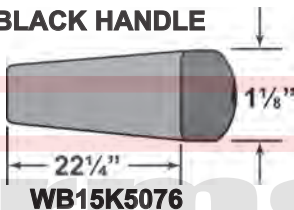
DOOR GLASS ASSEMBLY **WB55T10065**

16" X 7"



HOLLOW BLACK HANDLE

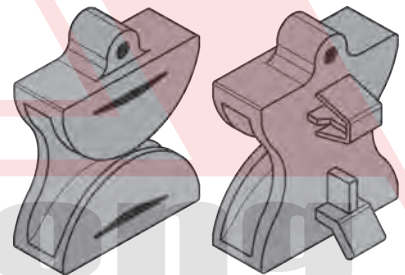
Used with
the Supports
Illustrated
Below



WB15K5076

REAR DRAWER SUPPORT

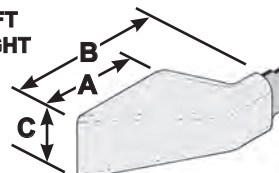
WB02X33180



PLASTIC HANDLE SUPPORTS

A	B	C	Color	Part No.
2 1/4	3 1/2	1 1/4	Black	WB7X7183
2 1/4	4 1/4	1 1/4	White	WB7X7189
2 3/4	4 3/4	1 1/2	Black	WB07X10034
2 3/4	4 3/4	1 1/2	White	WB07K10043

FITS LEFT
AND RIGHT

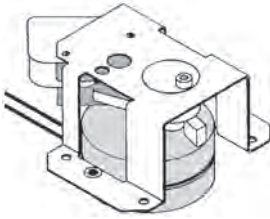


for
Handle
Above

RANGE PARTS
FOR GE - HOTPOINT

General Electric

OVEN LATCH PARTS




**NEW STYLE KINGSTON
LATCH MOTOR
WITH LATCH SWITCHES**
120V
WB49T10020

TWO-WIRE LATCH SWITCHES



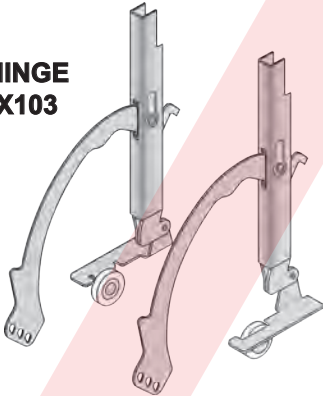
N.C.
WB24X830



N.O.
WB24X829

OVEN DOOR HINGES

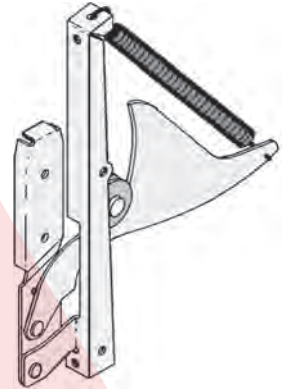
**LEFT HINGE
WB14X103**



**RIGHT HINGE
WB14X104**

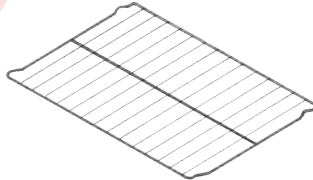
**RIGHT HINGE
(Illustrated)
WB14T10005**

**LEFT HINGE
WB14T10006**



**POPULAR OVEN
RACKS**

Measure Old Rack



WB48X5099 16" x 22³/₄"

WB48T10063 18" x 24¹/₈"

WB48T10095 17¹/₄" x 23³/₄"

WOVEN SILICONE OVEN GASKETS

- SILVER COLOR - WOVEN FABRIC - STITCHED BEAD -
INTERNAL METAL SPRINGS PROVIDE SEAL FOR SELF CLEANING OVENS



WB2X3138



WB4K1

armstrong

**FOR GAS AND ELECTRIC
CROSS SECTION - SILICONE RUBBER OVEN GASKET - CROSS SECTION**

**WB35X29720
(WB32K3)
54" Long with Clips**

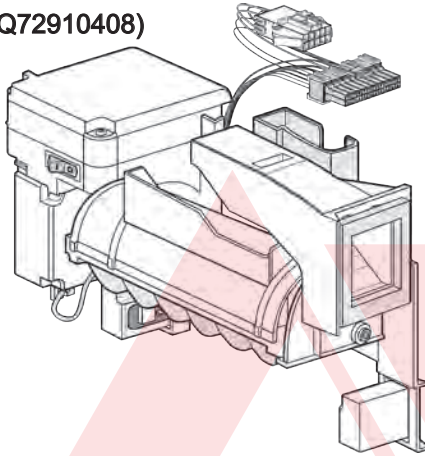


OEM
GENERAL
ELECTRIC

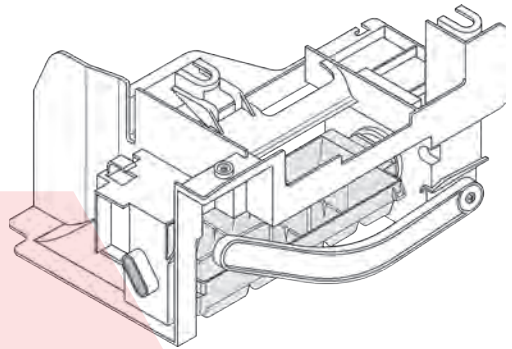
LG

REFRIGERATOR PARTS

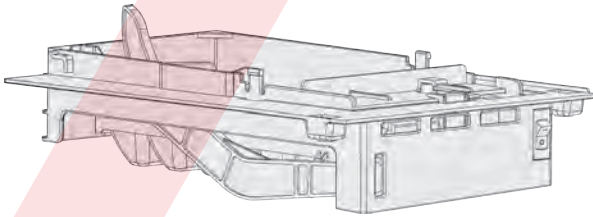
AEQ73110205 ICE MAKER
(AEQ72910408)



5989JA1005H
ICE MAKER

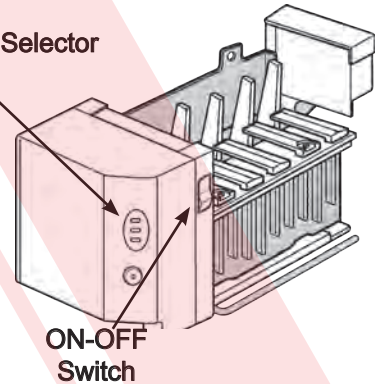


AEQ72909602
(AEQ72909603)
ICE MAKER



AEQ36756901
ICE MAKER

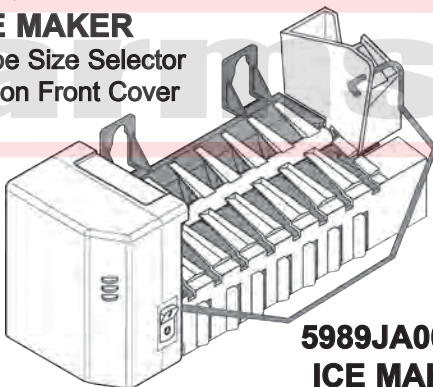
Cube Size Selector
Small
Medium
Large



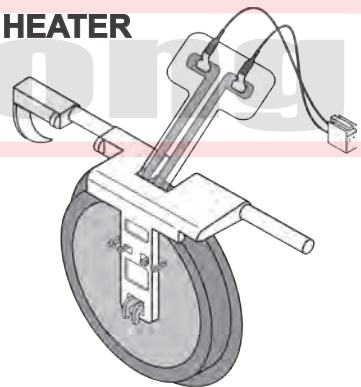
ON-OFF
Switch

5989JA0002N
(AEQ57518201)
ICE MAKER

Has Cube Size Selector
Button on Front Cover



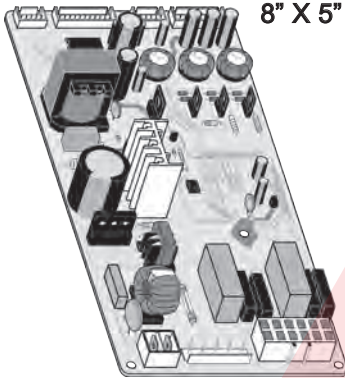
5007JA3006R
ICE DOOR
WITH HEATER



5989JA0002Y
ICE MAKER


REFRIGERATOR PARTS

LG




8" X 5"

EBR34917104
PCB MAIN



TCA38151706
COMPRESSOR

Main refrigerator board must be re-programmed - use part number CJT3000002 to re-program when using this compressor



ADH73150210
FILTER DRIER

5231JA2002A
"Drink Clean"
Water Filter



Replaces:
SEARS:
LT500P

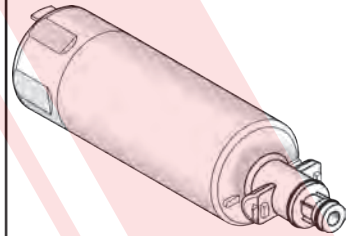
5231JA2006F
FILTER
CARTRIDGE

(Sears # 9990 & LT600P)

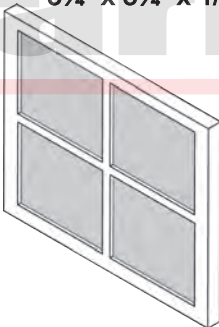


ADQ36006101
FILTER
CARTRIDGE

SEARS 9690 & LT700P

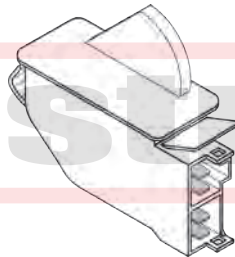


ADQ73214404
(ADQ73214402)
AIR FILTER
3 1/4" x 3 1/4" x 1/4"



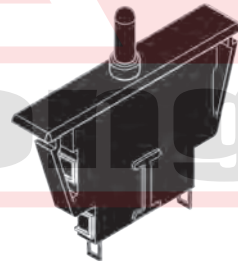
6600JB1010A
FREEZER DRAWER
SWITCH

DPDT • 1.6A 125V



6600JB3007E
DOOR SWITCH

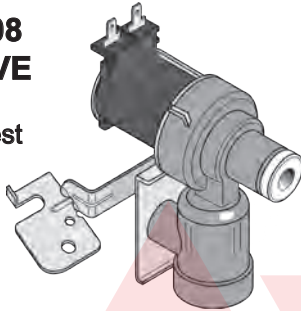
DPDT
1.5A 125V



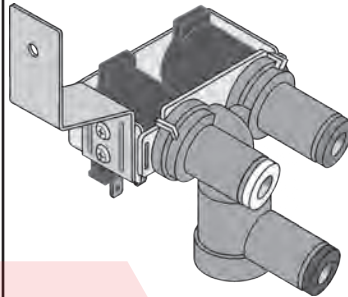
OEM
LG

**MJX41178908
WATER VALVE**

5/16" John Guest
Outlet

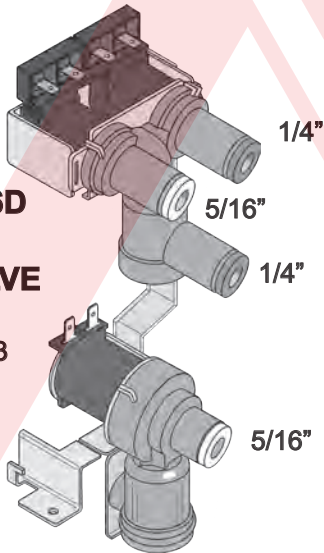


**MJX41869202
FILTER
VALVE
USED WITH
AJU72992601**



**5221JA2006D
BARE
WATER VALVE**

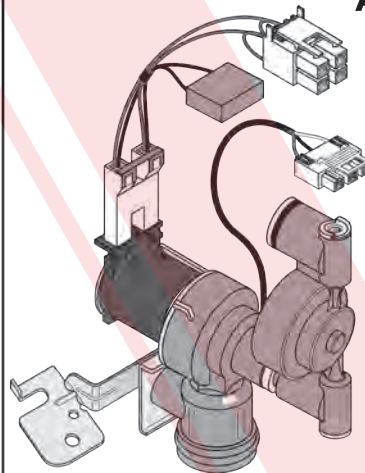
Replaces
AJU34125513



**AJU72992601
WATER
VALVE
with
WIRE
HARNESS**

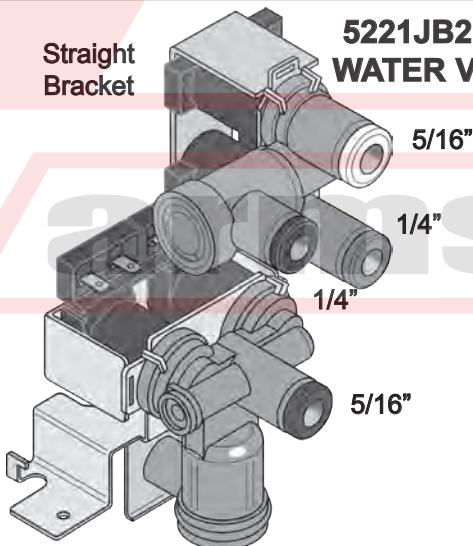
Replaces
5221JA2011J

5/16"
John Guest
Outlet



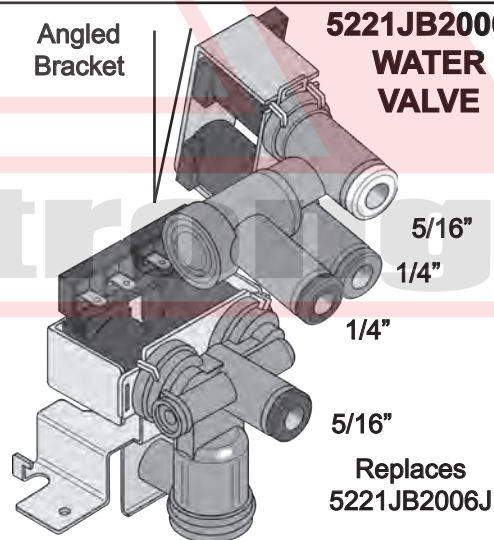
Straight
Bracket

**5221JB2006A
WATER VALVE**



Angled
Bracket

**5221JB2006K
WATER
VALVE**



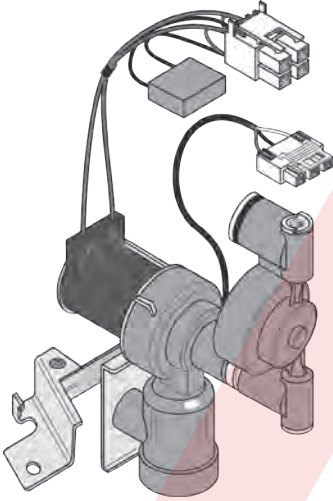
5/16"

Replaces
5221JB2006J

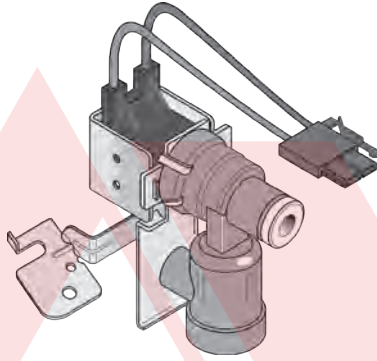
REFRIGERATOR PARTS

LG

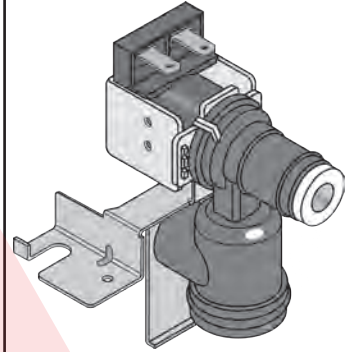
AJU72992603
WATER VALVE
 with **WIRE HARNESS**
 5/16" John Guest Outlet



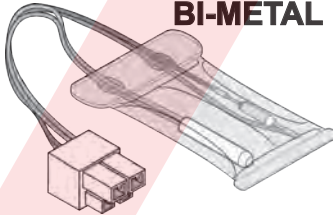
5220JB2010A
WATER VALVE
 1/4" John Guest Outlet



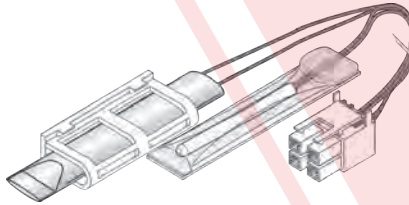
AJU55759303
WATER VALVE
 (5220JA2009D)
 1/4" John Guest Outlet




6615JB2005C
BI-METAL



6615JB2005R
CONTROLLER AS-
SEMBLY



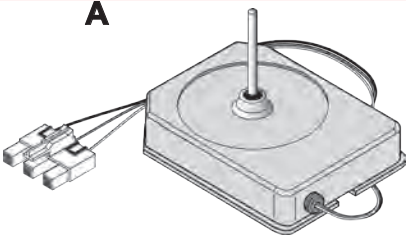
6615JB2005H
CONTROLLER AS-
SEMBLY



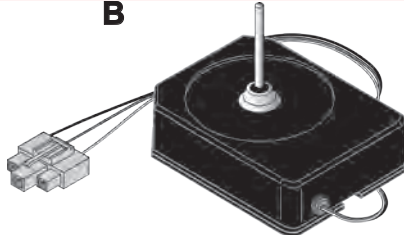
FAN MOTORS

Pic.	Part No.	Case	Block	Voltage
A	4681JB1029A	White	White	AC
A	4681JB1029H	White	White	DC
B	4681JB1029D	Black	Blue	AC
C	4681JB1027C	Grey	White	DC
C	EAU61524007	Grey	White	DC

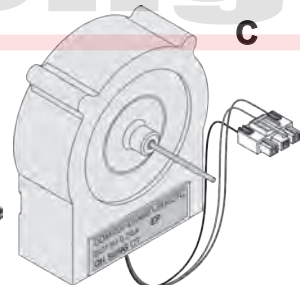
A



B



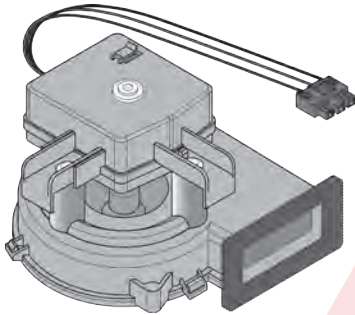
C



OEM
 LG

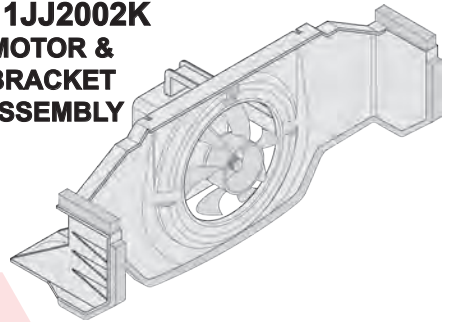
LG

REFRIGERATOR PARTS

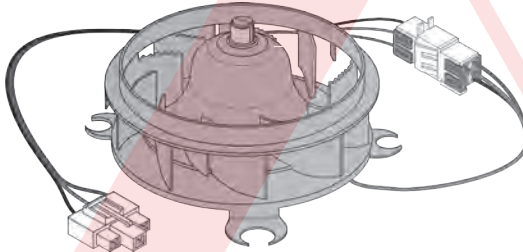


5209JA1044A
DUCT ASSEMBLY
W/ FAN MOTOR
for Icemaker
Compartment

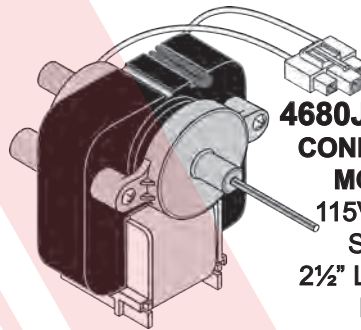
4811JJ2002K
MOTOR &
BRACKET
ASSEMBLY



EAU64824401
EVAPORATOR MOTOR
DC - Fresh Food Section



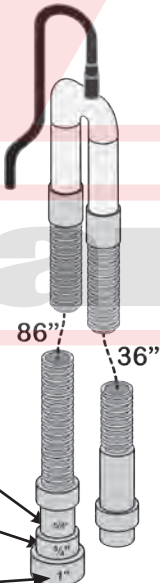
4680JB1026H
CONDENSER
MOTOR
115V 10.3A
Shaft:
2½" Long 1/8"
Dia.



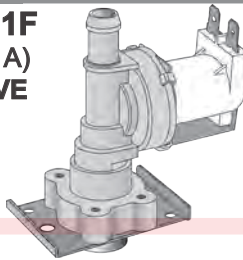
LG

DISHWASHER PARTS

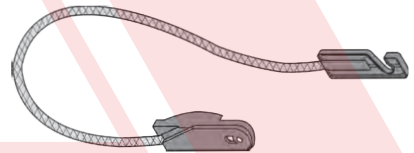
AEM69493807
DRAIN HOSE



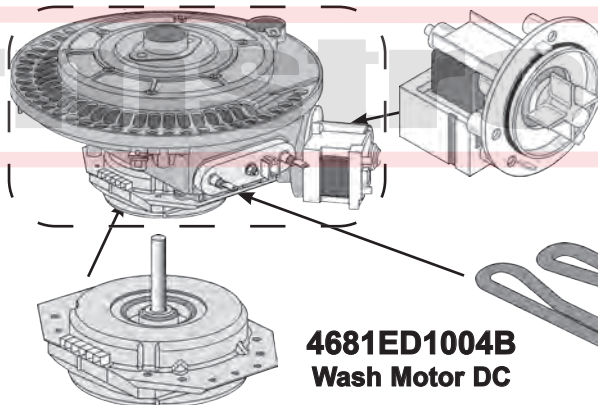
5221DD1001F
(5221DD1001A)
WATER VALVE
1-COIL



4933DD3001B
CABLE ASSEMBLY



4681EA2002H
Drain Pump Motor
(4681EA2002D)
Also used on Washer



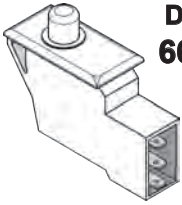
4681ED1004B
Wash Motor DC

5301DD1001G
Heater



DRYER PARTS

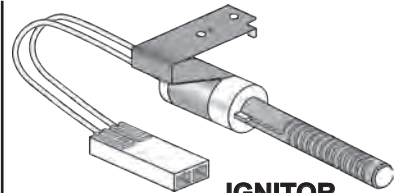
LG



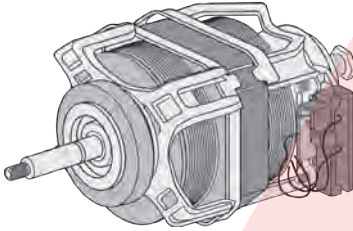
DOOR SWITCH
6601EL3001A



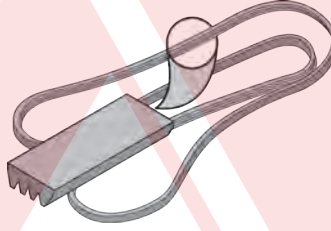
DOOR CATCH
4027EL1001A



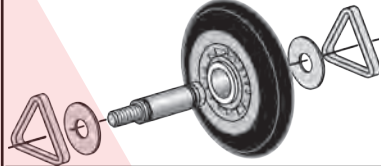
IGNITOR
5318EL3001A



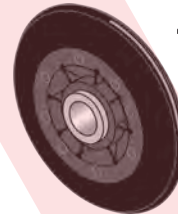
MOTOR
1/3 HP 1725 RPM
4681EL1008A



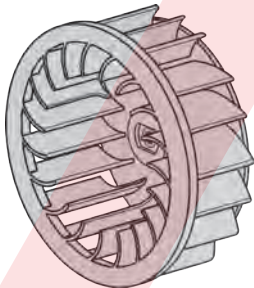
POLY-V DRUM BELT
4 Rib 92¼"
4400EL2001F




DRUM ROLLER
(4 Per Dryer)
4581EL2002A



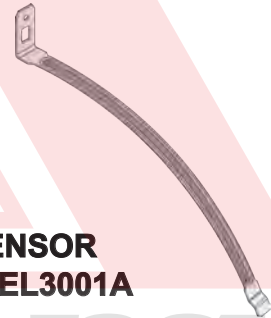
4581EL3001E
DRUM ROLLER



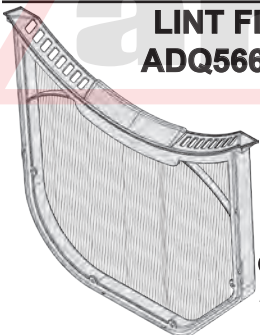
BLOWER WHEEL
7⅝" Dia.
1/2" Shaft
5835EL1002A



IDLER PULLEY ONLY
4560EL3001A
IDLER ASSM.
4561EL3002C



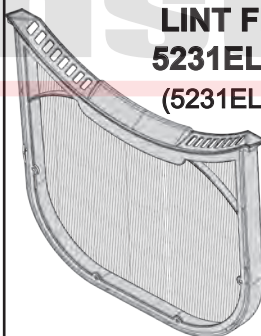
SENSOR
6500EL3001A



LINT FILTER
ADQ56656401

12" W x
11" Tall

ONE CORNER ANGLED



LINT FILTER
5231EL1003B
(5231EL1002E)

LINT FILTER
5231EL1001C



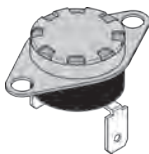
OEM
LG

LG

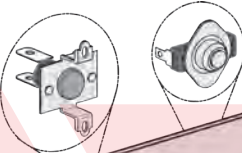
DRYER PARTS

HEATER WITH THERMOSTATS Thermostats Available Separately

SAFETY THERMOSTAT
185F° on Blower
Housing
6931EL3002M



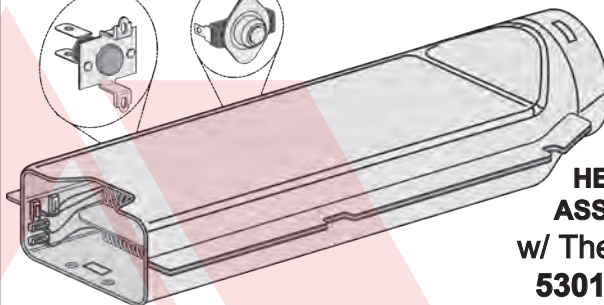
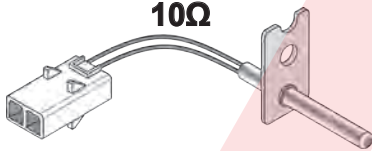
HI-LIMIT
(L266°F/L130°C)
6931EL3003D



SAFETY
6931EL3001E
L257°F/L125°C
Single Terminals

SAFETY
6931EL3001F
L257°F/L125°C
Double Terminal
on One Side

THERMISTOR
6323EL2001B
10Ω

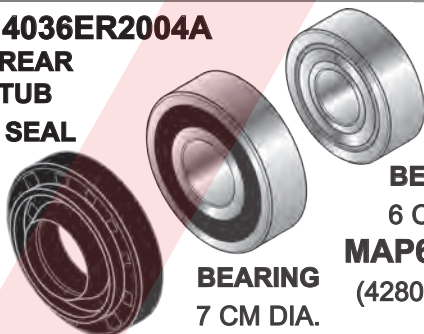


HEATER ASSEMBLY
w/ Thermostats
5301EL1001

LG

WASHER PARTS

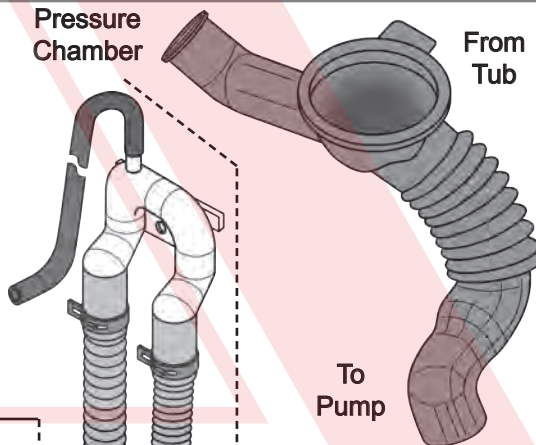
4036ER2004A
REAR TUB SEAL



BEARING
7 CM DIA.
4280EN4001C
(4280FR4048L)

BEARING
6 CM DIA.
MAP61913707
(4280FR4048E)

Pressure Chamber

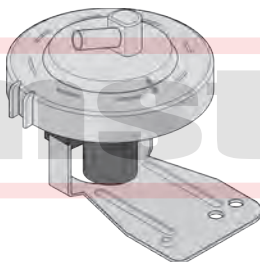
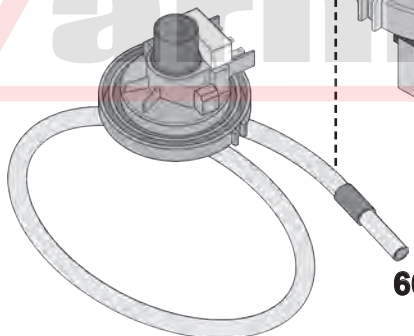


From Tub

To Pump

BELLOWS
4738ER1002A

6501EA1001R
PRESSURE SWITCH & HOSE



PRESSURE SWITCH
6601ER1006A

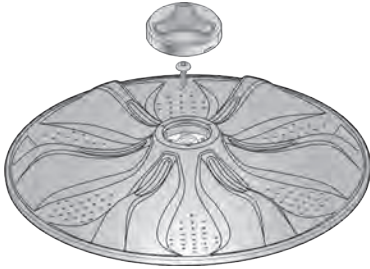
77"

40"

5215ER2002G
DRAIN HOSE ASSEMBLY

WASHER PARTS

LG



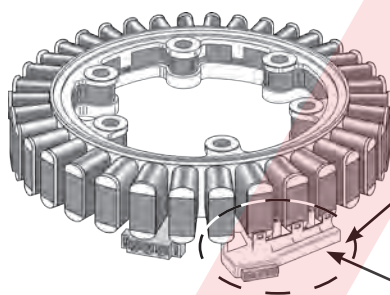
CAP
5006EA3009B

PULSATOR
AGZ72909711

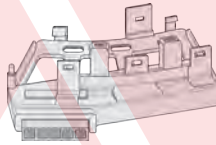
SHOCK ABSORBER
3 Required



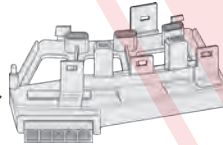
SHOCK
ACV72909503



STATOR ASSEMBLY
Includes Sensor
4417EA1002Y




SENSOR ASSM.
6501KW2001A

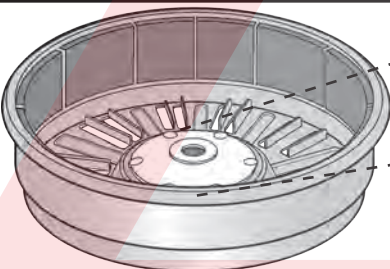


SENSOR ASSM.
6501KW2002A

SHOCK ABSORBER KIT
2 Required
2 Pins included in each
Kit



SHOCK
383EER3001G



ROTOR ASSEMBLY
4413ER1003A



4413ER1003A-HUB
HUB ONLY
for LG Washer Rotor
Replaces MBFG618448,
PBT-GF30

SHOCK ABSORBER KIT
2 Required
2 Pins included in each
Kit



SHOCK
383EER3001J

— INTERCHANGABLE —

SHOCK ABSORBER KIT
2 Required
2 Pins included in each Kit

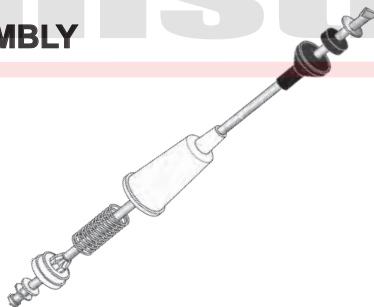


SHOCK
383EER3001V

TUB SUSPENSION ASSEMBLY


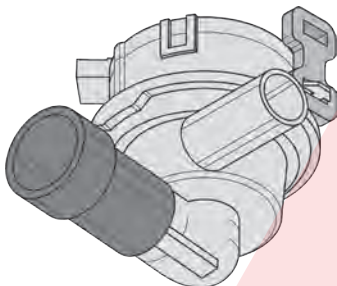
Top Load Washers
4 Required

Part No.	Length
4902FA1665W	25"
4902EA1002E	26"
AJK2909307	26"
SET/4	

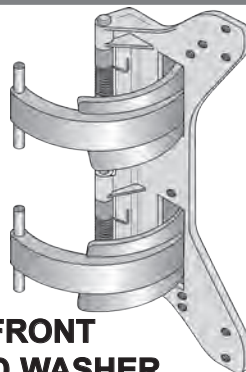


OEM
LG

**ABQ73503004
WASHER DRAIN PUMP
(Case Assembly)**

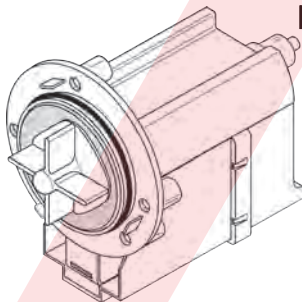


**5859EA1004F
DRAIN PUMP**

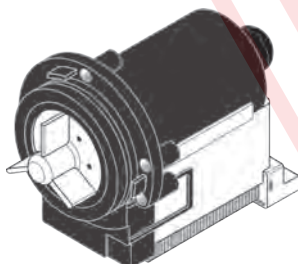


**FRONT
LOAD WASHER
DOOR HINGE
4775ER2002A**

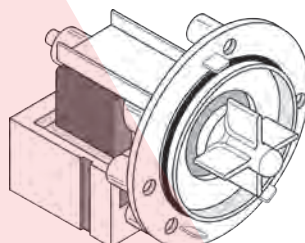
PUMP MOTORS 120V 3600RPM



**4681EA1007G
1.3A 75W**

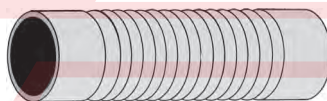


**4681EA2001T
5A 80W**

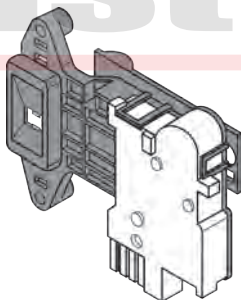


**4681EA2002H
350MA 30W
Also used on Dishwasher**

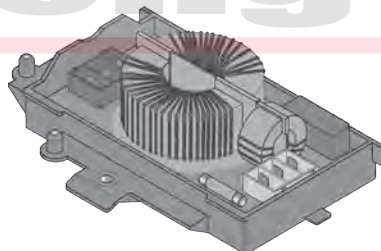
**AEM73213001
HOSE TUB TO PUMP**



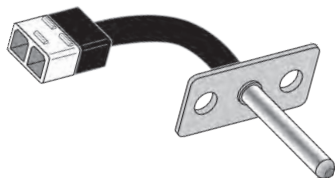
**LOCK SWITCH
ASSEMBLY
EBF49827801
(6601ER1004C)**



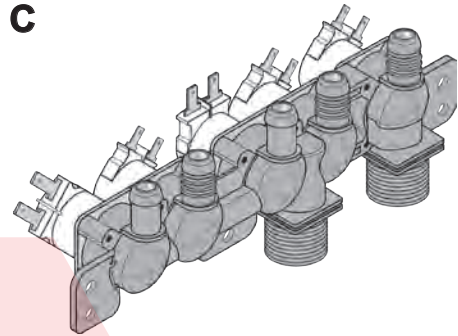
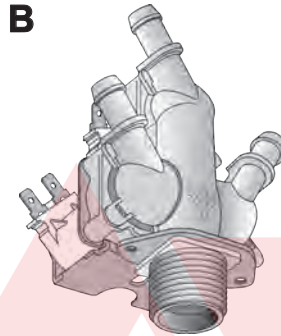
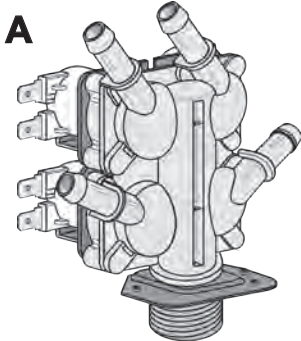
**NOISE FILTER
6201EC1006T
Used on Dishwashers,
Dryers & Washers**



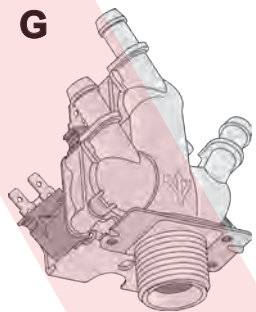
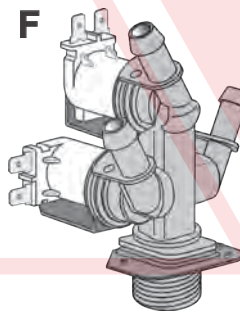
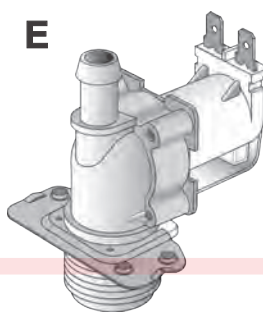
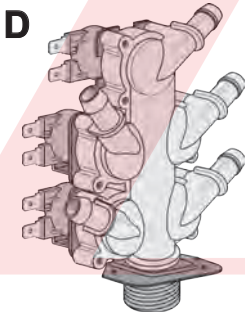
**WATER
TEMPERATURE
THERMISTOR
6322FR2046C**



WATER VALVES




Picture	Part No.	Ref Number	Description
A	5220FR2008C	HC1002C	4-Coil
A	5220FR2008F	HC1002B	4-Coil (5221ER1002B)
B	5221ER1003A	HC1003A	3-Coil
C	5221EA1008F	-	5-Coil 12V DC
D	5221EA1009B	HC1009B	5-Coil
E	5220FR2006H	HC2006H	1-Coil
F	AJU71030102	HC30102	3-Coil (5220FR2075C)
G	5220FR2075L	-	3-Coil



13" Port

**GASKET
w/drain hole
4986ER0004F**


**GASKET
w/o drain
4986ER0004B**



SHIPPING BOLT ASSEMBLY for Front Load Washers

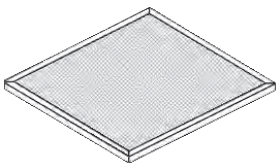
**FAA31690703
(4011FR3159D)
5¾" Long**

**FAA31690704
(4011FR3159E)
4¼" Long**




OEM
LG

MICROWAVE FILTERS



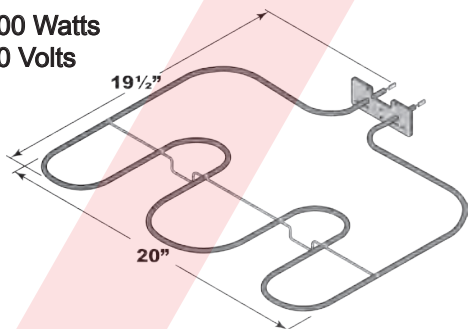
ALUMINUM MESH
5230W1A012B
 4¹/₁₆" L X 7⁵/₈" W
 X 3/32" T



CHARCOAL	L	W	T
5230W2A003A	2 ¹ / ₂	11	3/8
5230W1A011C	4 ¹³ / ₁₆	7 ¹¹ / ₁₆	3/8

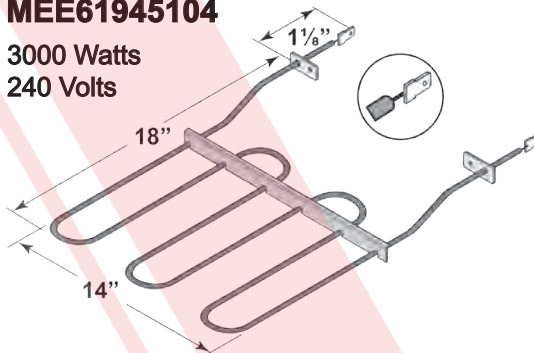
MEE36593202

3000 Watts
 240 Volts



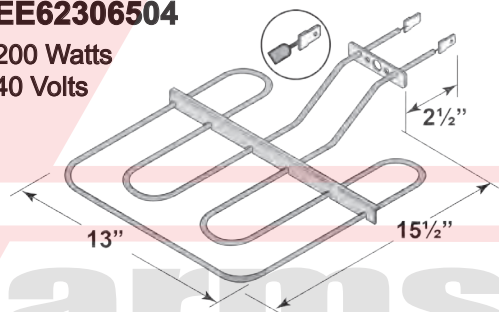
MEE61945104

3000 Watts
 240 Volts

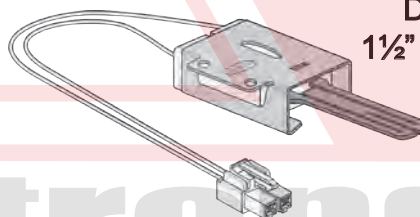


MEE62306504

4200 Watts
 240 Volts



MEE61841401A
OVEN IGNITOR
 DS024KX
 1/2" Ceramic

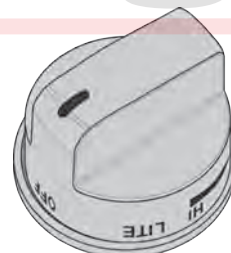


EBZ37189609
SURFACE
KNOB

1/4" stem length,
 12 o'clock flat, 0.256

EBZ37189611
BURNER
KNOB

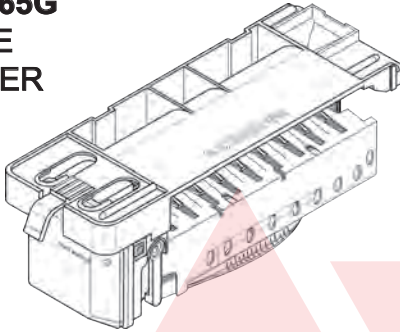
1/4" stem length,
 12 o'clock flat, 0.256



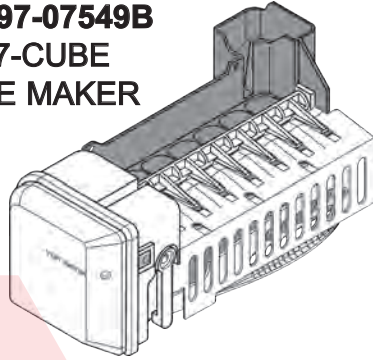
REFRIGERATOR PARTS

Samsung

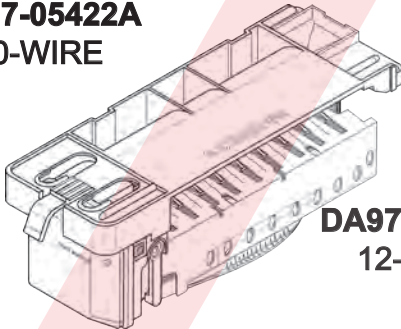
DA97-07365G
9-CUBE
ICE MAKER



DA97-07549B
7-CUBE
ICE MAKER

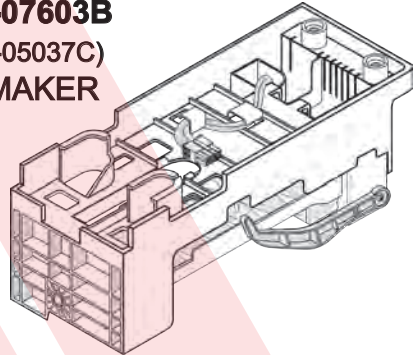


7-CUBE ICE MAKER
DA97-05422A
10-WIRE

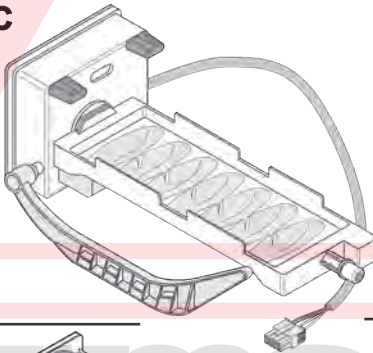


DA97-07592A
12-WIRE

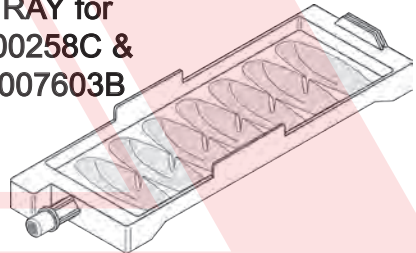
DA97-07603B
(DA97-05037C)
ICE MAKER



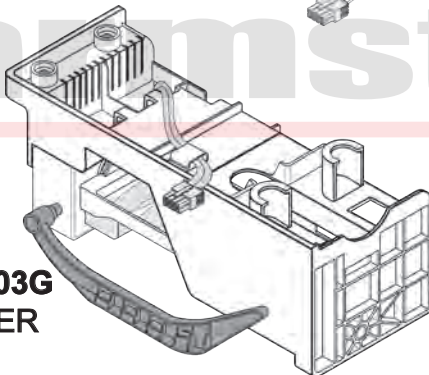
DA97-00258C
ICE MAKER
HEAD



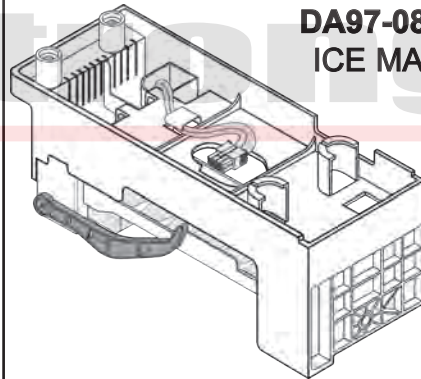
DA63-02284B
ICE TRAY for
DA97-00258C &
DA97-007603B



DA97-02203G
ICE MAKER



DA97-08059A
ICE MAKER



OEM
SAMSUNG

DA97-12317B

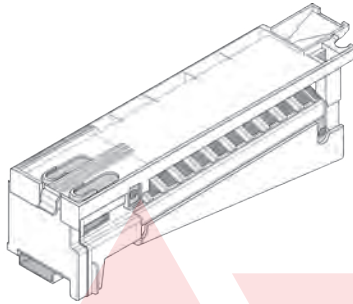
ICE MAKER

(DA97-12317A
DA97-15217D)

10-CUBE
13 Wire

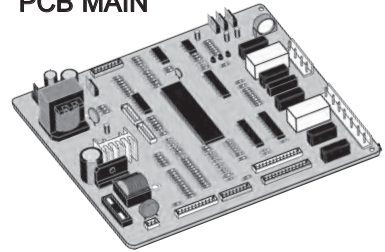
DA97-12318C

6-CUBE
13 Wire



DA41-00104M

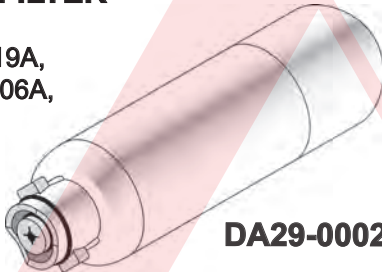
PCB MAIN



WATER FILTER

Replaces :

DA29-00019A,
DA-97-08006A,
WF294,
WSS-2



DA29-00020B

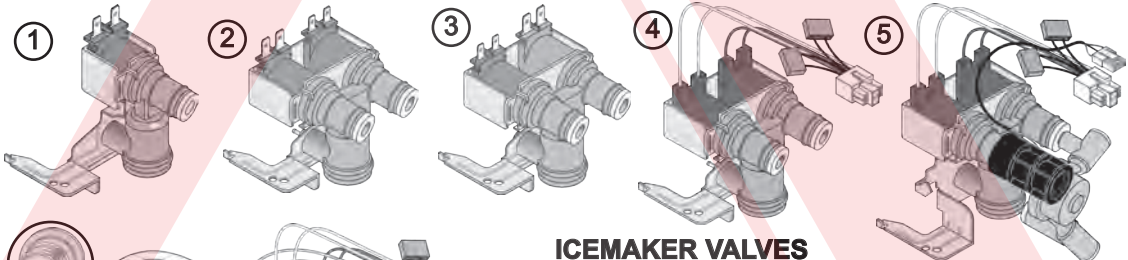
WATER FILTER

Replaces :

DA29-00003A,
DA29-00003B,
DA29-00003D,
DA61-00159A,
WSS-1,
DA61-00159A-B

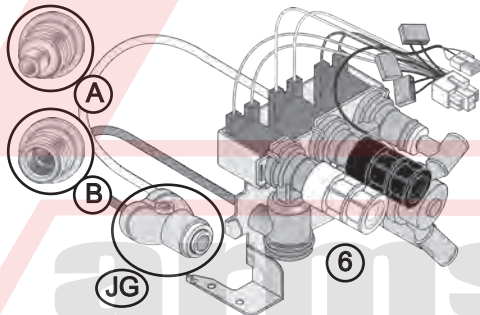


DA29-00003G



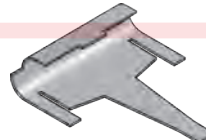

ICEMAKER VALVES

Plc	Part No.	Reference	Inlet
1	DA62-01477A	HC01477A	A
1	DA62-01477C	HC01477C	B
2	DA62-00914B	HC00914B	A
3	DA62-01585A	HC01585A	B
4	DA62-02360B	HC02360B	A
5	DA97-07827A	HC07827A	A
5	DA97-07827B	HC07827B	B
6	DA97-07695A	HC07695A	JG



DA82-01415A EXCESSIVE FROST KIT

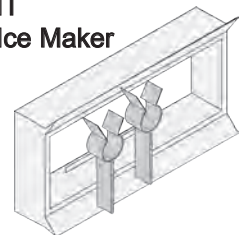
Field Service Kit
Prevents Frost &
Moisture on Evaporator
Cover



**DA61-06796A
PROBE ONLY**
(Included in Field
Service Kit)


DA82-02367A

Y-CLIP KIT
Corrects Ice Maker
Freezing
Issue

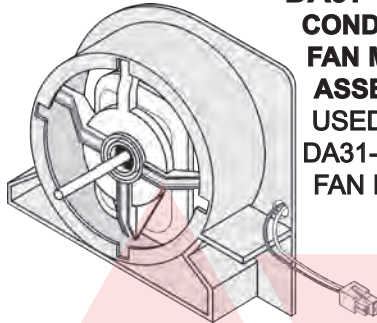


REFRIGERATOR PARTS

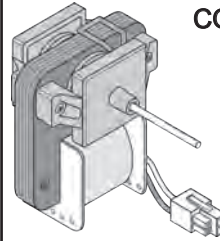
Samsung



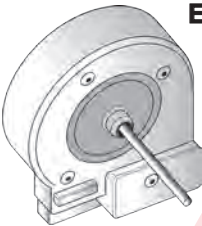
DA31-00010D
CONDENSER FAN
BLADE



DA97-01949A
CONDENSER
FAN MOTOR
ASSEMBLY
USED WITH
DA31-00010D
FAN BLADE



CONDENSER
FAN
MOTOR
1300RPM
115VAC
0.16A
SHAFT
L= 1 1/4"
DIA.= 1/8"
DA31-00103A
MOTOR (IS-7210SDC6A)

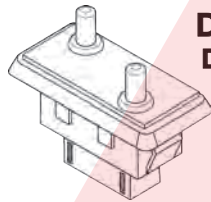


EVAPORATOR FAN MOTOR ASSEMBLY 12 VDC

Part No.	Shaft	Wattage	Amps	RPM
DA31-00020E	1 5/8" X 1/8	3.48	0.29	2770
DA31-00146B	1 1/4" X 1/8	2.82	0.24	1600
DA31-00146E	1 5/8" X 1/8	3.21	0.268	2520
DA31-00146H	1 1/4" X 1/8	2.10	0.175	2950
DA31-00146J	1 5/8" X 1/8	2.8	0.23	1920

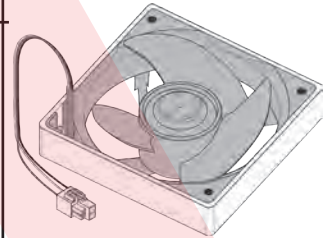
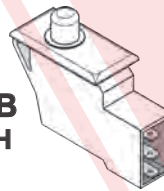
DA81-06013A

EVAPORATOR
FAN MOTOR
12V DC
4W 0.3A



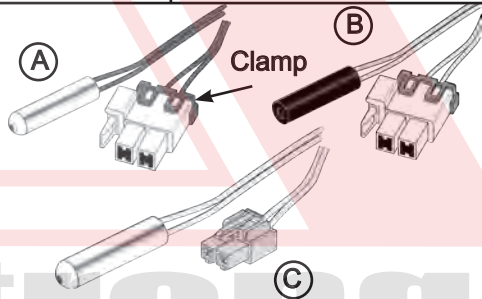
DA34-00006C
DOOR SWITCH
2 BUTTON

DC64-00828B
DOOR SWITCH
3 WIRE



DEFROST TEMPERATURE SENSOR

Part No.	Picture	Wire	Block/Clamp
DA32-00006S	A	Yellow - 16"	White/White
DA32-10105R	B	Yellow - 25 1/2"	White/Red
DA32-00029Q	A	White	White/White
DA32-10104N	A	Yellow - 8"	White/White
DA32-10109W	A	Blue	White/Red
DA32-00011C	C	Yellow - 12"	Blue/Red
DA32-10105X	C	Yellow - 23 1/2"	Blue/Red



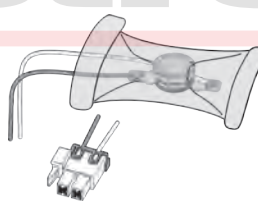
DEFROST-BIMETAL



DA47-00243K
L60-4



DA47-00095E
11 1/2" Harness



L60-4 17 1/2" Harness
DA47-10160H

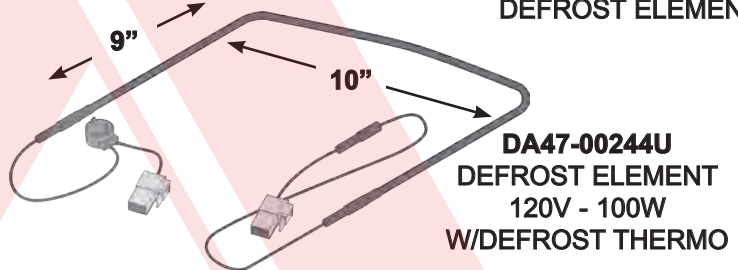
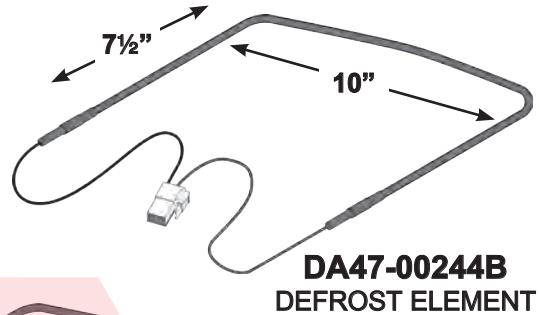
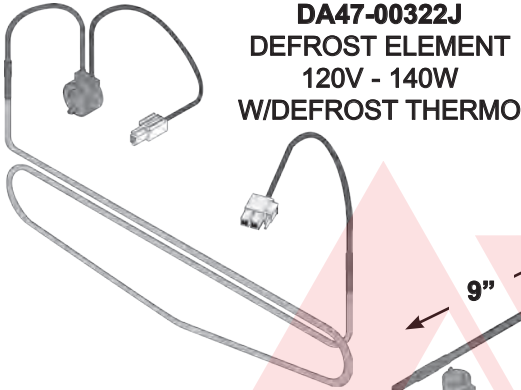


DA47-00301D
6" Harness

OEM
SAMSUNG

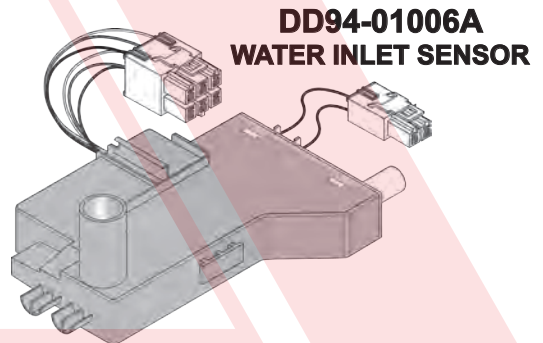
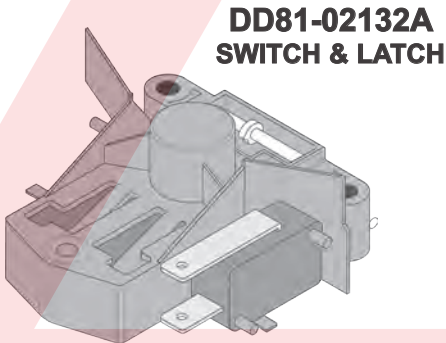
Samsung

REFRIGERATOR PARTS

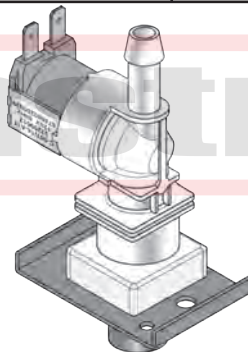
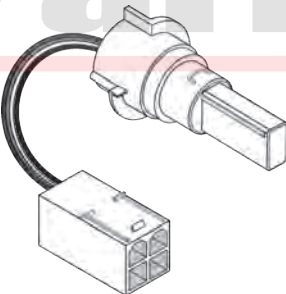


Samsung

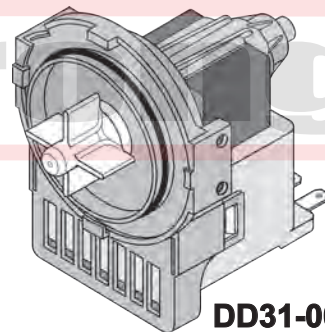
DISHWASHER PARTS



DD82-01118A
ECS TEMPERATURE
SENSOR




DD62-00084A
WATER VALVE




DD31-00005A
DRAIN PUMP
120V 45W

DRYER PARTS

Samsung


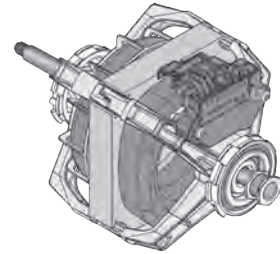


DC97-16782A Sleeve Bearing
ROLLER (35001136)
Interchangeable With
DC97-16782E Ball Bearing

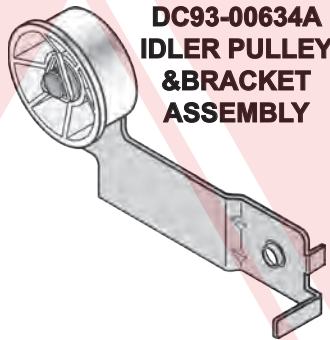


6602-001655
BELT 920H5
(35001137)

DC31-00055G
INDUCTION MOTOR
Shaft: 2½" Blower 1¼" Pulley

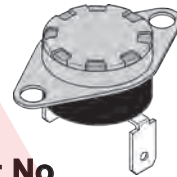


MOISTURE
SENSOR
DC61-02627A



DC93-00634A
IDLER PULLEY
& BRACKET
ASSEMBLY

THERMOSTAT

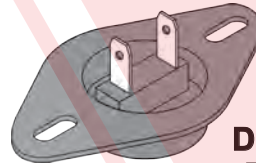


Part No.	Limit
DC47-00015A	160°C
DC47-00016A	85°C
DE47-20059B	120°C

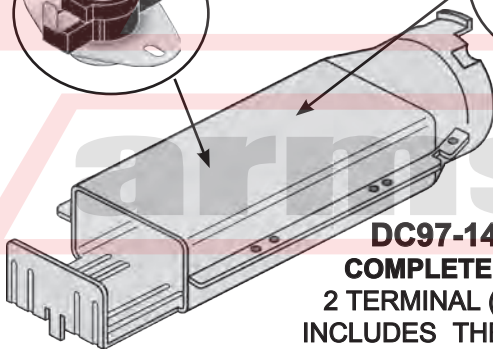
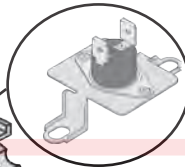
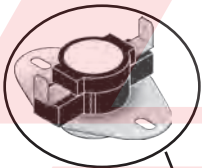
DC47-00018A
THERMOSTAT
(F-STYLE)
L260-50F
(35001092)

THERMOSTAT
& LIMIT
AVAILABLE
SEPARATELY!

DC96-00887A
LIMIT
325F/160C
(35001193)

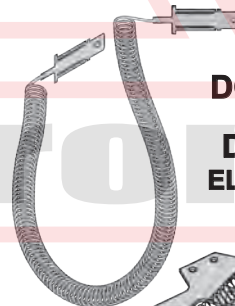


DC32-00007A
THERMISTOR
(35001191)



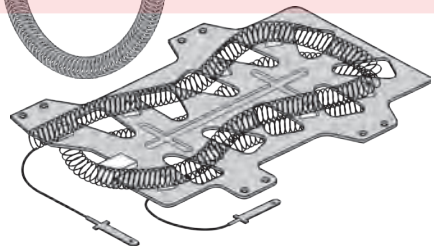
DC97-14486A
COMPLETE HEATER
2 TERMINAL (35001119)
INCLUDES THERMOSTATS
DC47-00018A & DC96-00887A
(35001092) & (35001193)

DC93-00154A
3 TERMINAL



COIL ONLY
DC47-00019AC

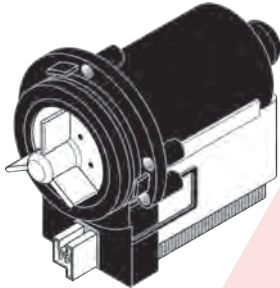
DC47-00019A
ELEMENT INSERT
(35001247)



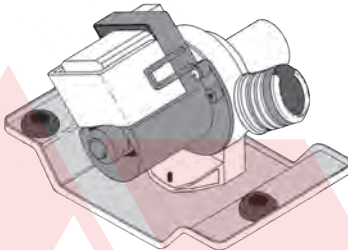
OEM
SAMSUNG

**DC31-00054A
MOTOR**

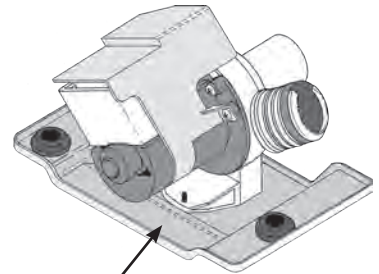
For Pump Assemblies
Shown at Right & Others



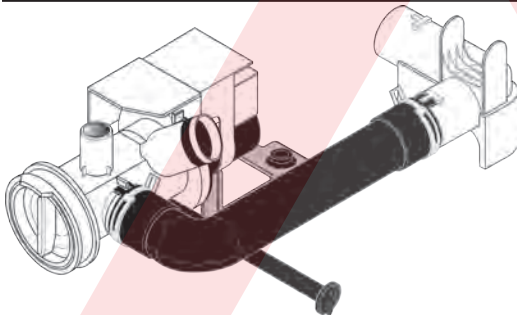
**DC96-00774A
PUMP
(34001320)**



**DC96-01414A
DRAIN PUMP**




Note "HUMP" In Bracket



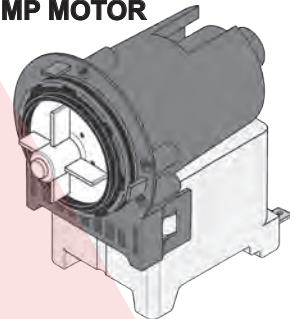
**DRAIN PUMP ASSEMBLY
FRONT LOAD WASHER**

DC96-01700A
(Uses DC34-00054A Motor)

WASHER DRAIN PUMP MOTOR



DC31-00054D




DC31-00178A

DOOR DIAPHRAGM

14" Port

DC64-00802A
(34001302)

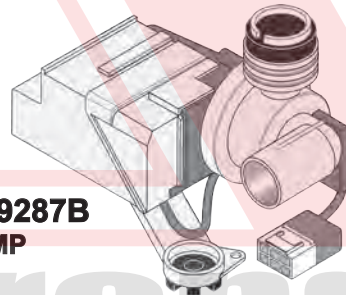
NO NOZZLE
DC97-14932B
WITH
NOZZLE PORT



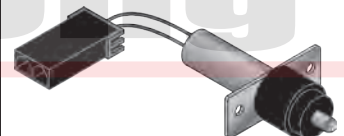

17" Port

DC97-18094B
WITH
2 NOZZLE
PORTS

**DC97-19287B
PUMP**



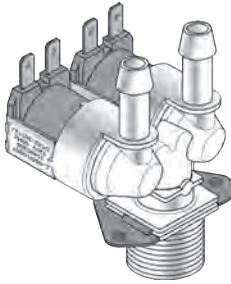
**DC96-01703B
PRESSURE
SWITCH**



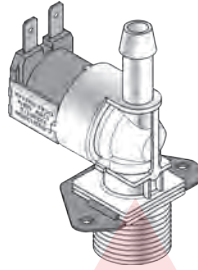
**THERMISTOR AS-
SEMBLY
FRONT LOAD
WASHER
DC90-10128N**

WASHER PARTS

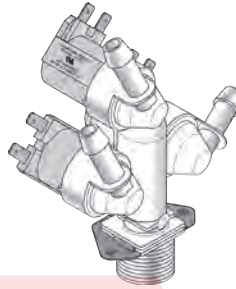
Samsung



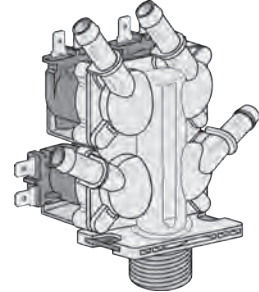
COLD WATER VALVE
DC62-30312J



HOT WATER VALVE
DC62-30314K
(34001131)

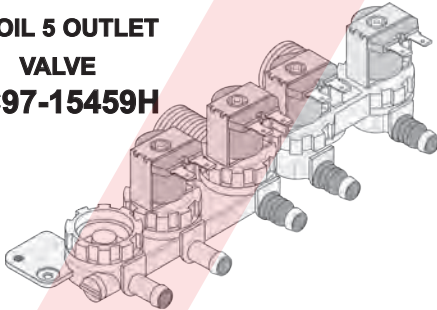


COLD WATER VALVE
3 Coil - 3 Outlet
DC62-00142G
(34001248)

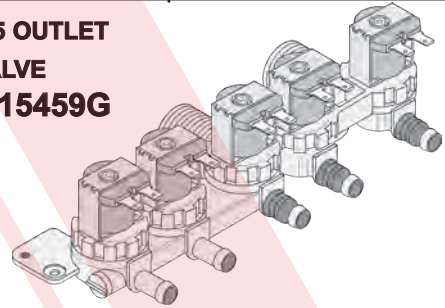


COLD WATER VALVE
4 Coil - 4 Outlet
DC62-00214L

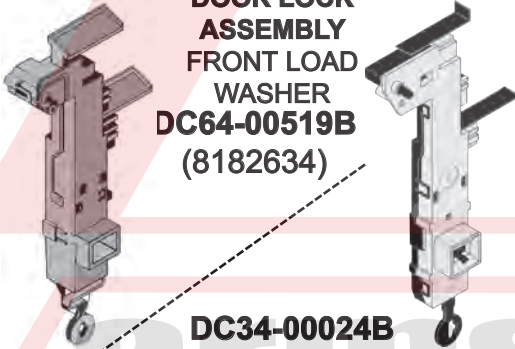
4 COIL 5 OUTLET VALVE
DC97-15459H



5 COIL 5 OUTLET VALVE
DC97-15459G

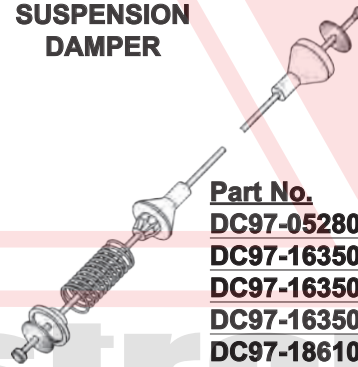


DOOR LOCK ASSEMBLY FRONT LOAD WASHER
DC64-00519B
(8182634)



DC34-00024B


SUSPENSION DAMPER



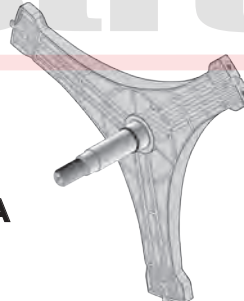
4 Required
Sold Individually
End

<u>Part No.</u>	<u>Color</u>	<u>Length</u>
DC97-05280W	Red	25"
DC97-16350C	White	25½"
DC97-16350D	Pink	27"
DC97-16350E	Pink	26"
DC97-18610F	Red	28½"

BOLT FOR DRUM SHAFT ASSEMBLY
6 REQUIRED
DC60-40137A



DRUM SHAFT ASSEMBLY FRONT LOAD WASHER
DC97-15491A




OEM
SAMSUNG

Samsung


WASHER PARTS

SHOCK ASSEMBLY
FRONT LOAD WASHER
4 Required

FRONT
DC66-00470A
2 Required

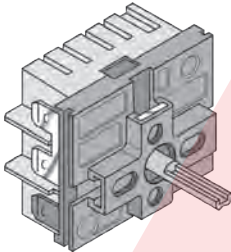


REAR
DC66-00470B
2 Required
Yellow Ends

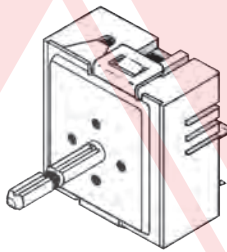


Samsung

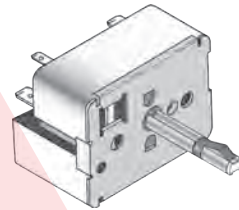
RANGE PARTS



DG44-01002A
(MSA-W21-SKM)
Energy Regulator

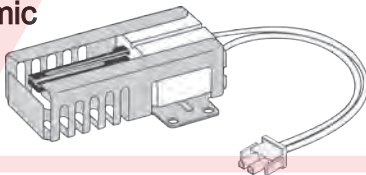


DG44-01008A
"EGO" STYLE
DUAL RIBBON
Energy Regulator

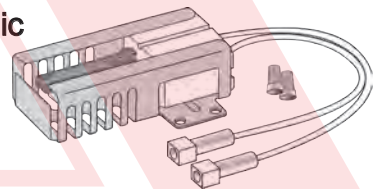


DG44-01009A
KING SEELEY STYLE
Infinite Switch
Load Rated 4.4-5.8 Amps.
240 Volts 1250 Watts.

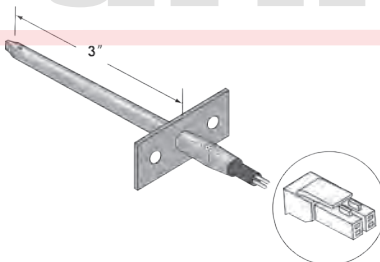
DG94-00520A
1½" Ceramic
DS038KX



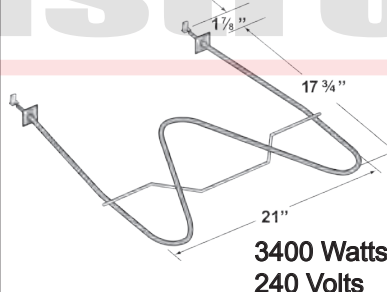
DG94-01012A
1½" Ceramic
DS039KX



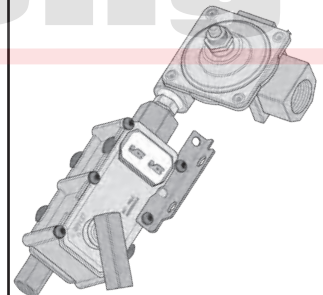
OVEN SENSOR
3" PROBE
DG32-00002B



DG47-00038B
BAKE ELEMENT



SAFETY VALVE
& REGULATOR
DG94-00449A



REFRIGERATOR DOOR PARTS

Whirlpool



WHITE DOOR HANDLE
20 1/4" Long

WP2202807W

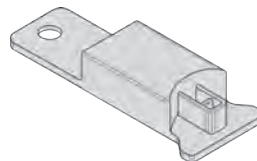


CUT-TO-FIT WHITE
22 3/4"
WP2162555

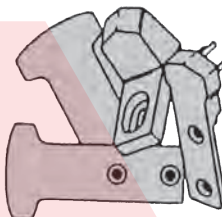
SMALL END 5/8" WIDE
LARGE END 1 1/8" WIDE

HANDLE END

W11519504
END
Grey



HANDLE END KIT



819342 KIT
Chrome

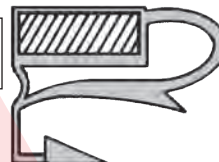
NEW STYLE DOOR GASKET WITH INTERNAL HARD PLASTIC TAB

1. These gaskets are boxed "fully laid out" and can not be folded or kinked. extra freight charges apply.
2. Study instructions carefully before beginning installation.

Size **Part No.**
28" X 38 3/4" **2159057**
31" X 38 3/4" **2159061**

ORDER OTHER SIZES
BY MODEL NUMBER

PLASTIC TAB
WHITE COLOR



CHECK DIMENSIONS BEFORE ORDERING - ORDER OTHERS BY MODEL NUMBER



COLOR - WHITE
New Double Balloon Shape
Replaces Older Types

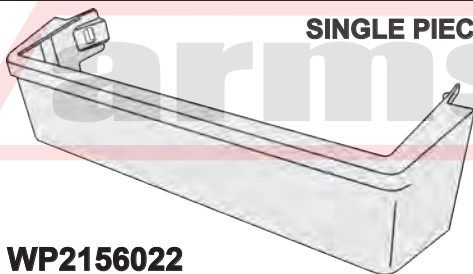


ORIGINAL CROSS SECTIONS

OVER AND UNDER

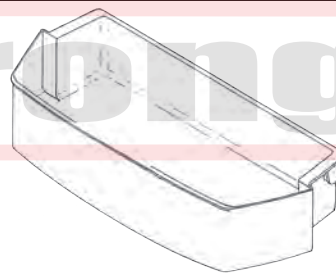
<u>Width(W)</u>	<u>Fresh Food</u>	<u>Height(H)</u>	<u>Freezer</u>	<u>Height(H)</u>
27	2188448A	40		
27	WP2319266T (2262081)	43	2188462A	18 1/2
27	WP2319264T (2262080)	45	-	-
31 1/4	2188450A	39 1/2	-	-

SINGLE PIECE DOOR BINS



WP2156022

16 1/2" Wide
3 1/2" Deep



<u>Part No.</u>	<u>Deep</u>	<u>Wide</u>	<u>Color</u>
WP2187172	3 1/2"	15"	White
WPW10321304	8"	18"	Clear/W.
WPW10710203	8"	19"	Clear

OEM
WHIRLPOOL

Whirlpool

REFRIGERATOR DOOR PARTS

DOOR LIGHT SWITCH



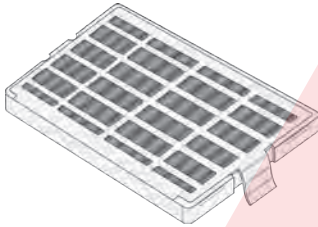
BUTTON STYLE
WP2149705

DOOR LIGHT SWITCH

LEVER STYLE
W11396033
3 Wire SPDT will
Replace any 2 Wire



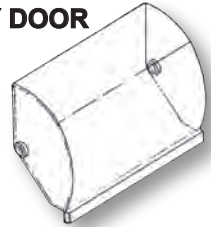
EXACT 2 WIRE N.C.
W11384469



W10311524
Fresh Flow Air Filter
1 3/4" X 3"

PLASTIC UTILITY DOOR

8 1/4" Wide
WP2218113



DOOR CLOSER CAMS FOR SIDE-BY-SIDES

COMPLETE KIT BLACK CAMS

4318165

Includes cams, screws
and shims. All parts
for cam replacement
on two doors.



SINGLE PIECE LOWER CAM PIECE BLACK

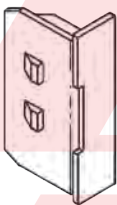
WPW10329686



UPPER CAM - BLACK -

WP2182179

Used with
2155311

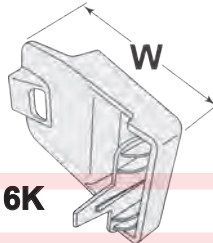


H=1"
WP2156007

H=1 3/4"
WP2156006

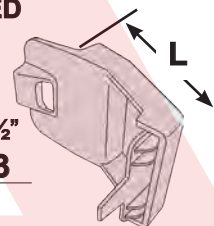
STRAIGHT

W=2 3/8"
WP2195916K



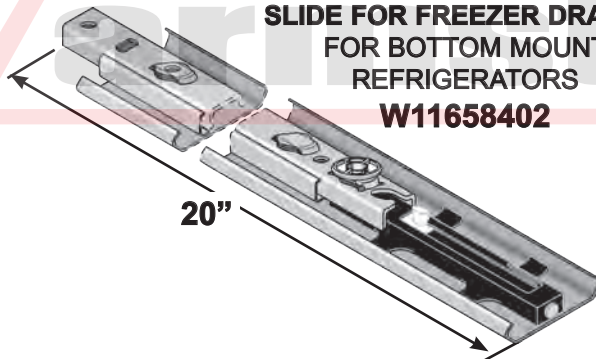
ANGLED

W=4 1/4" L=2 1/2"
WP2156003



SLIDE FOR FREEZER DRAWER FOR BOTTOM MOUNT REFRIGERATORS

W11658402




LAMP SOCKET




With Wire
Terminals

4387478

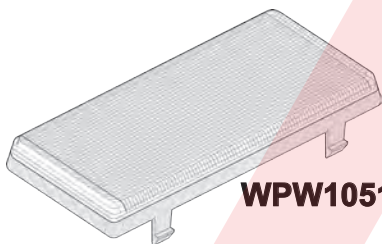
LED LIGHTS & MODULES



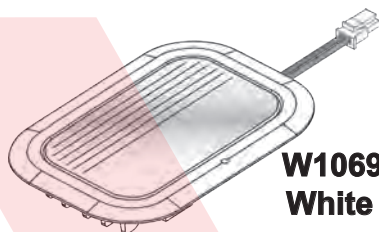
WPW10515057



W11462342
Chrome Trim



WPW10515058



W10695459
White Trim

SHELF SUPPORT KIT

W11581579



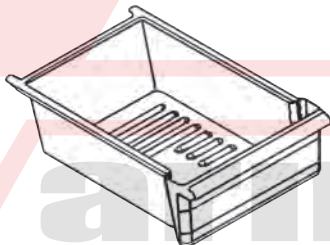
2 ea in Kit

- A. 1115911, 946356
- B. 946355
- C. 1106982

W11338583
(W11043014)



MEAT PAN • CLEAR PLASTIC

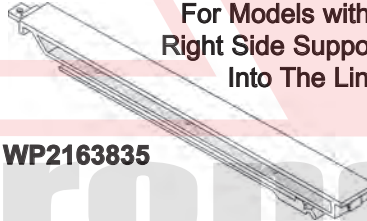


12½" Wide
16½" Long
4¾" Deep

WP2218132K

CENTER PAN GLIDE & SUPPORT

For Models with left & Right Side Supports Built Into The Liner



WP2163835

CLEAR PLASTIC CRISPER



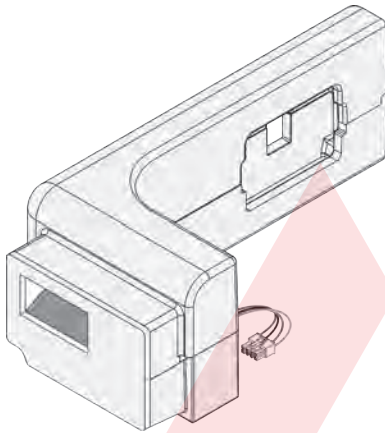
17¼" Long
13" Wide
8½" Deep
With Slide on Front
W10854037



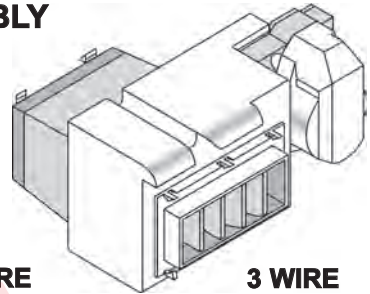
16½" Wide
15" Long
7½" Deep
WP2188656

OEM
WHIRLPOOL

DIFFUSER ASSEMBLY



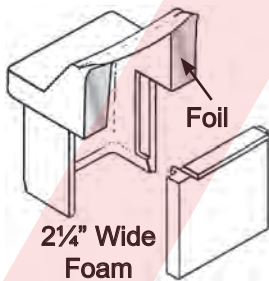
W10814173



**5 WIRE
WHITE MOTOR
Normally Open
Shutter
WP2209751**

**3 WIRE
BLACK MOTOR
Normally Closed
Shutter
WP2216112**

**ELECTRIC (120V)
NON-ELECTRIC - MECHANICAL SHUTTER
Cream Shutter WPW10151374**

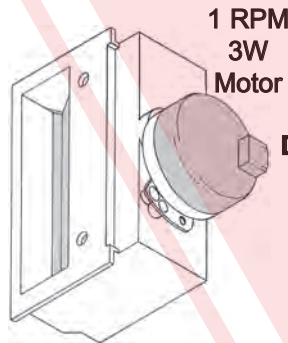


AIR FLOW HOOD

**WP2316186
(2197052)**

2 1/4" Wide
Foam

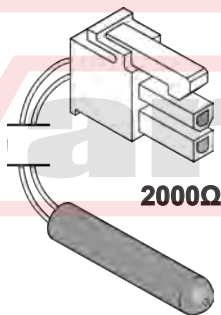
Foil



1 RPM
3W
Motor

**115V
DAMPER CONTROL
Opening Is
1 1/8" X 4"
WP67003903**

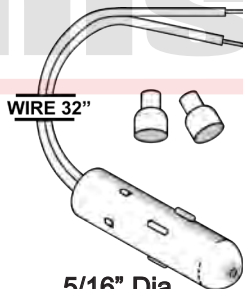
THERMISTORS



2000Ω

Part No.	Wires
WP2188819	10"
WPW10384183	2"
W11438736	8"


12002355



WIRE 32"

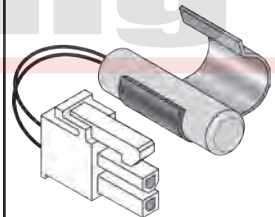
5/16" Dia.
32" Wires

Kit for Refrigerator
/Freezer
Compartment



W10316760

for Freezer
Evaporator



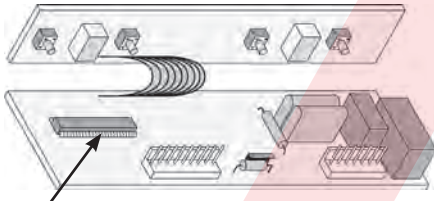
WPW10383615

REFRIGERATOR CONTROLS

Whirlpool

CONTROL BOARD FOR LATE MODELS Hundreds of Devices are Mounted on Two Boards

"JAZZ BOARD"
WPW10503278
(12868513, W10165748,
12784415, 67006740)

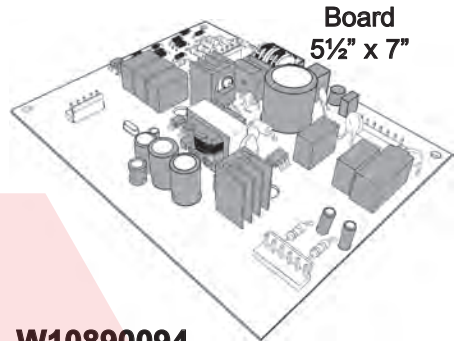


Computer Chip is Marked "JAZZ 14" for Top Freezers & Side-By-Sides

Small Board
1 1/8" x 6 3/4"

Large Board
2" x 6 3/4"

CONTROL BOARD FOR BOTTOM MOUNTS




Board
5 1/2" x 7"

W10890094
(12920710)

"Iceland"
HV Control

OLDER MODELS

29" STRAIGHT
CAPILLARY
VINYL SLEEVE
INCLUDED



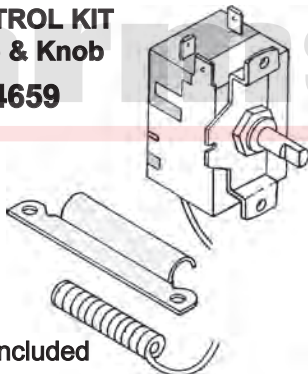
REPLACES ALL NUMBERS LISTED BELOW

WP68601-6

52881-33	68119-3	68601-4
52881-34	68119-5	68601-5
52881-36	68601-1	68601-6
68119-1	68601-2	68601-7
68119-2	68601-3	68601-8

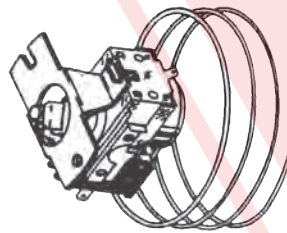
**COLD CONTROL KIT
with Clamp & Knob**

WP4344659



37 Inch
Capillary

Instructions Included



**REFRIGERATOR RANGE
MID-POINTS 36°F & 17°F**

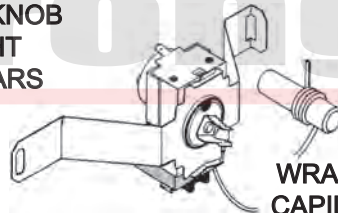
WP819470

INCLUDES CAPILLARY
SLEEVING AND SET
SCREW WRENCH
FIXED MOUNTING
BRACKET 2" O.C.

**SPECIAL BRACKET
4387562**

NUMBERS ON OLD CONTROL
2197535, 2193304

INCLUDING KNOB
AND RIGHT
ANGLE GEARS



**BARE CONTROL - NO KNOB
WP2200859 (2201177)**

WRAPPED
CAPILLARY
HEAT SINK

OEM
WHIRLPOOL

ADAPTIVE DEFROST TIMERS

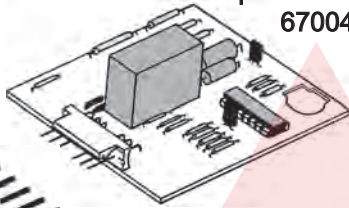
ADMIRAL TYPE

MA7702127549

3" SQUARE BOARD

W11227239

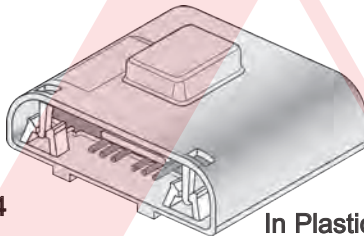
Control W/Instructions
Replaces: 12002495 &
67004704



6 - Pin Configurations

61005988

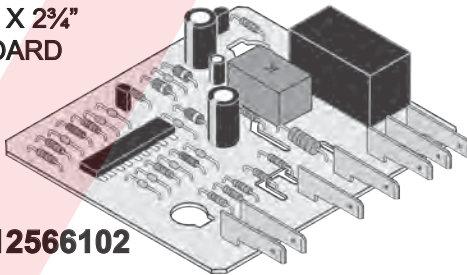
MA770012254




AMANA TYPE

In Plastic Box

2 3/4" X 2 3/4" BOARD



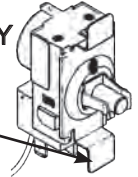
WP12566102



38" LONG

LATE MODELS STRAIGHT CAPILLARY

Note Mounting Tabs



SEE BELOW

17" Cap.

WPW10511937
(2325701)

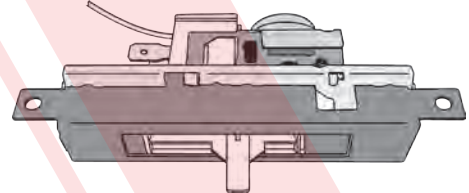
WP2198202

REPLACES
1115242, 1115243,
2161283, 2161284

12" Cap.

WP2204605
(3ART5C188)

TEMPERATURE CONTROL with "SLIDE LEVER"



42" Capillary Tube (W11088945)

WP2315562

ADAPTIVE DEFROST CONTROL KITS


MONITORS AMBIENT CONDITIONS SETS DEFROST FREQUENCY AND DURATION

INCLUDES CONNECTOR BLOCK AND INSTRUCTIONS

REPLACES MANY ORIGINAL NUMBERS

4388931 KIT

REPLACES 2154674, 2169268,
2169270 & OTHERS



- IMPROVED -

ORDER BY NUMBER ON OLD CONTROL

4388932 KIT

REPLACES 2154985, 2154958,
2169267, 2169269 & OTHERS

FOR LATER MODELS

WPW10366605 (2303822)


FOR LATER MODELS

WP2304099

DEFROST TIMERS & THERMOSTATS

Whirlpool

PLASTIC PARAGON TIMERS

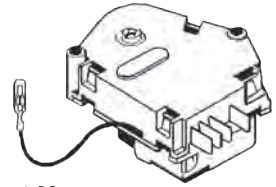


Timing	Part No.
8 Hr	WP68233-2
10 Hr	WP68233-3
8 Hr	R0131577
8 Hr	WP67001036
8 Hr	*WP2183400
12 Hr	WP3-81329

*Includes mounting bolts 1¼" long & #8-32 Nuts

STANDARD OEM TIMER WITH FLYING LEAD

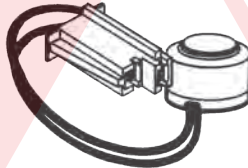
WITH INSTRUCTIONS FOR MANY APPLICATIONS



Cycle	Part No.
8 Hour	W10822278 (482493)

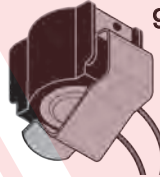
DEFROST TERMINATION THERMOSTATS

WP4387499
WITH INSTRUCTIONS
Block Not Included



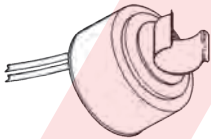
L50-3

WPW10225581
9" Wires L8.9°C - 48°F



WPW10392132
18" Wires
L6.7°C - 44°F

WITH TUBING CLIP



5 INCH WIRES
SPlice TO ORIGINAL WIRES

Size
5/16
5/16

°F
L45
L48

°C
L6.7
L8.9

CHECK TUBING SIZE

Part No.
WP4387490
WP4387503

NEW STYLE DEFROST LIMIT THERMOSTATS

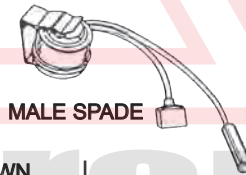
L 54°
WP61005254



L 38°
WP61002992

New Style Defrost Thermostats have an Internal Resistor (240kΩ).
Check Element Continuity Without Removing Limit from Circuit

Kit with extra wires & instructions TERMINATORS



MALE SPADE

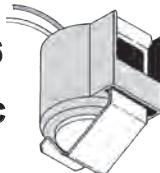
MALE BULLET

AS SHOWN
L55-35F
WP10442411

L42-30F
12001937

L48-33F
R0161088

WP67003426
9" Wires
L7.4 - 15.2 °C



WP67004757
L42-30 °F

OEM WHIRLPOOL

Whirlpool

DEFROST ELEMENT




TUBULAR STEEL U-SHAPE

A	B	Part No.
7½"	18½"	WP2323197
10"	18½"	WP2323198

TUBULAR STEEL HAIRPIN ELEMENT

A	B	Part No.
20½"	6¼"	WP2263749

OLD BLOCK MAY BE USED



TUBULAR STEEL ELEMENTS

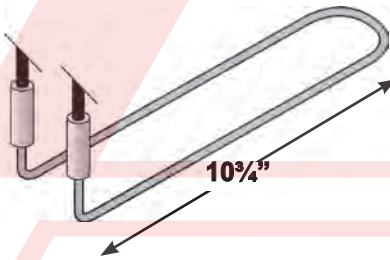


Two Heaters with 2-Wire Block

- 21" Wide - WP2315531 (2166123)
- 24" Wide - WP2315530

WP12049801

18" Wires with
Plastic Connectors
450 Watts

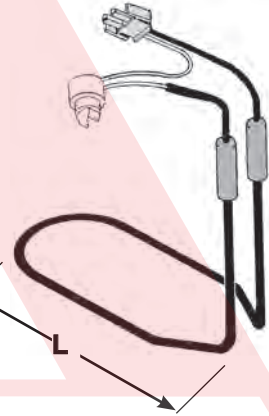


FOR SIDE X SIDES

Part No.	L	Watts	Block
WP61006199	10¼"	600 W	3-wire
WP61006116	8½"	500 W	2-wire

Replaces L = 8½"

43° LIMIT WITH
RESISTOR



RADIANT QUARTZ DEFROST HEATERS



Approx. Length	Wire End Type	Watts @ 120V	I.D. No.	Part No.
20¼"	Male 1/4 Spade - Fem 1/4 Spade	550	60106-35	WP60106-35
23"	2 Male 1/4 Spade	480	77284-3	WP61002046
9 (2 in Series)	Harness - Wire Adapters	685	69848-11	WP61001846

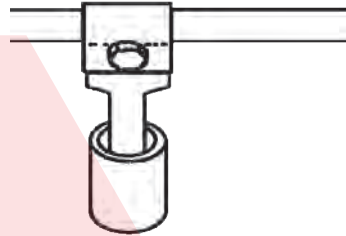
CONDENSER PANS & MOTORS

Whirlpool



**P-Trap Drain Tube Kit
W10619951**
FOR ICE BUILD UP ON
BOTTOM FREEZER MODELS

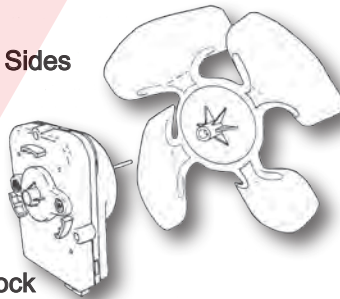
**DEFROST TUBE HEATER
819043**
HEAT PROBE ADD-ON TO STOP
TUBE ICE-ING



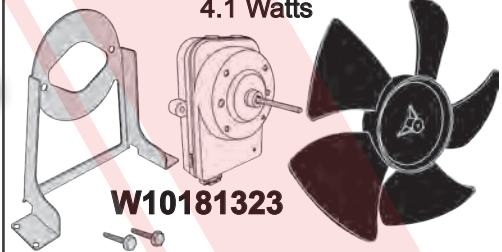
CONDENSER MOTORS

KIT
1/8" SHAFT
Fits late model Side x Sides
Kit Includes:
• Motor • Blade
• Harness
• Instructions
W10124096

4 Pin Block



KIT
4.1 Watts



W10181323

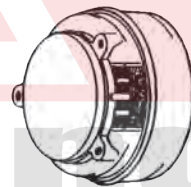
Wires 13" Long

115 Volts • 2 Watt
Replaces "CW" 3-Pin Type W/ Wires
(R0150002, 12001314)

833697



Replaces

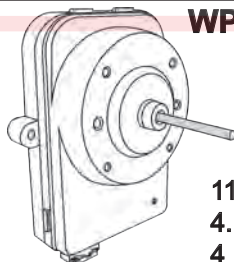


W11127829

WP2188874

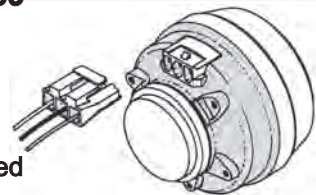
W10822259
(4387244)

115V 2.6 Watts
4 Pin Connector
(W10527155
W10909387
W10917708
W11505535)



115V
4.1 Watts
4 Pin Connector

3-Wire
Connector
Block Included
• 2 Watt CW



OEM
WHIRLPOOL

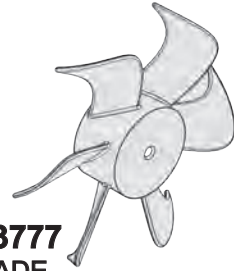
EVAPORATOR FAN BLADES



WP2169142
FAN BLADE
4" Dia.

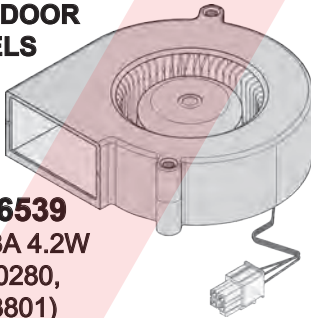


WPW10445742
FAN BLADE
4 3/4" Dia.

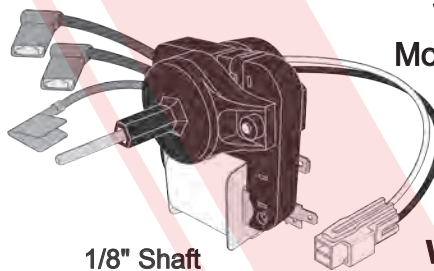


WP2163777
FAN BLADE
3 1/4" Dia.

FRENCH DOOR MODELS



W10846539
14VDC 0.3A 4.2W
(W10460280,
W10833801)

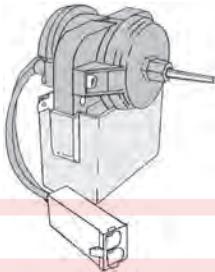


W11024089
Motor with Wiring
Harness

1/8" Shaft
7/8" Long
7/16" Stack

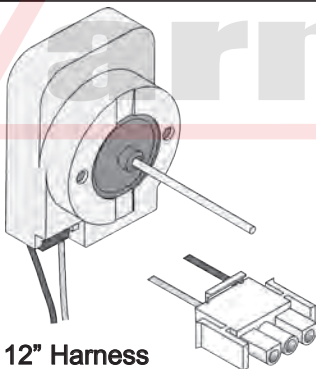
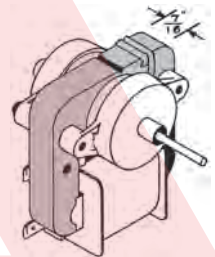
WPW10128551
Bare Motor

S x S
1 1/2" long
WP2315549



PLASTIC BODY
Top Freezer
1/8" Shaft 1" long
WP2315539

HUB MOUNT
1/8" SHAFT
WP61004888
(78756-1,
54482-10)



Fits Late Model Freezers

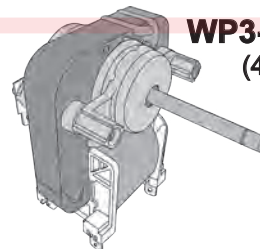
1/8" Shaft 1 3/4" Long
Uses W10445742 Blade
Above

WP3-60336-001
(4390914)

CCW SHAFT END

3/16" Shaft
1 1/2" Long

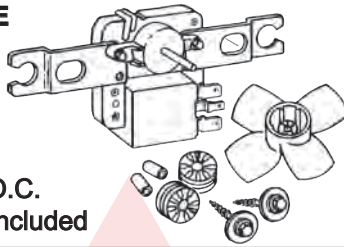
WP3-80411-103
(4357004)



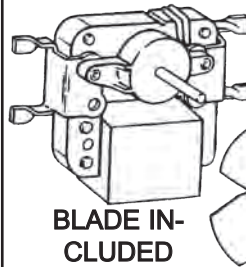
EVAPORATOR MOTORS

Whirlpool

**KITS SHAFT
REPLACES HUB TYPE
BLADES INCLUDED
482731**



4 1/4" O.C. & 6 3/4" O.C.
Screws & grommets included



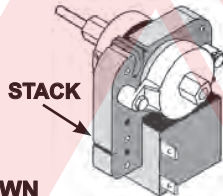
**SIDE EAR
MOUNT**

482469

**BLADE IN-
CLUDED**

1/8" SHAFT – LATE MODEL MOTORS – CCW ROT.

**WP4389147
LONG SHAFT 1 1/2"
3/8" STACK .12A**



STACK

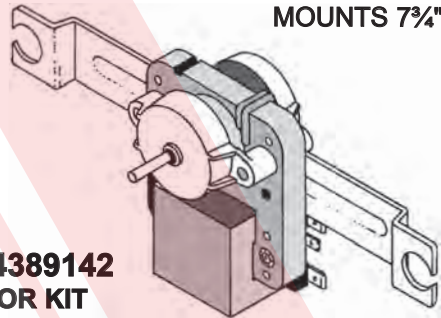
**4389144
LONG SHAFT 1 1/2"
WIRE TERMINALS AS SHOWN
1/2" STACK .15A**



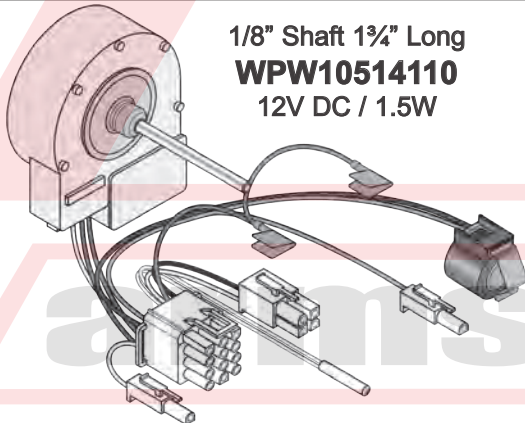
1 1/2"
**HEXA-
GON
HUB
MOUNTS**
7/8"

**WPW10189703 (2214986)
SHORT SHAFT 7/8"
WIRE TERMINALS OTHER SIDE
1/2" STACK .15A**

1/8" CCW SHAFT
3 1/2" CCW BLADE
IS INCLUDED
MOUNTS 7/4"

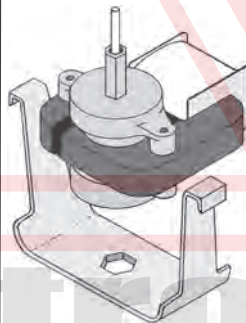


**WP4389142
MOTOR KIT**



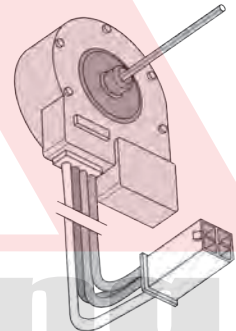
1/8" Shaft 1 3/4" Long
WP10514110
12V DC / 1.5W

Harness includes
9 Pin Plug
4 Pin Plug
(2) 1 Pin Plugs
Defrost Limiter
Thermistor
(2) Grounding Clips



**MOTOR KIT WITH
PLASTIC STIRRUP**
Kit also Includes
Jumper Wires &
Instructions
12002744

7/16" Stack • 1/8" Shaft
• CW Rotation



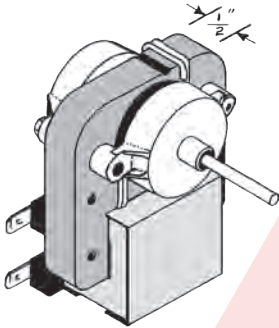
W10822580
(W10255195)
12VDC 0.3A

OEM
WHIRLPOOL

Whirlpool

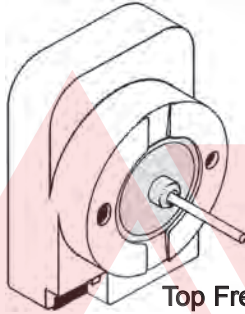
EVAPORATOR MOTORS

EVAPORATOR MOTOR
1/8" SHAFT
 • 1 1/4" LONG • CCW
 • END HUB MOUNTING



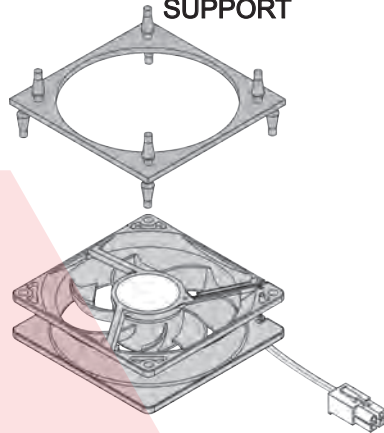
BARE MOTOR
WP10513803

PLASTIC MOTOR
 1/8" SHAFT • 115 V
 • PANASONIC
 W/O LEADS

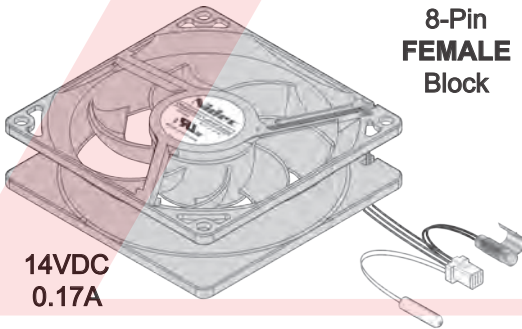


Top Freezer
 1" long
 CCW -4 Pin
WP61005339

W10633627
EVAPORATOR FAN
 with
SUPPORT



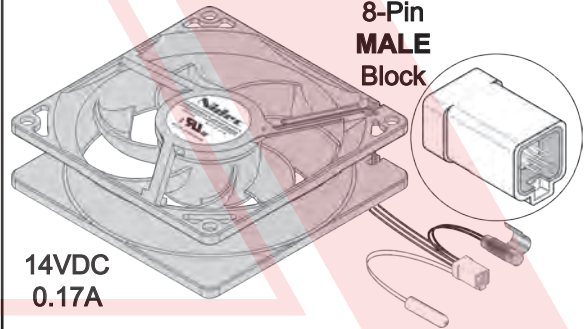
W11087438
EVAPORATOR FAN MOTOR
 includes Harness and Thermistors



14VDC
 0.17A

8-Pin
FEMALE
 Block

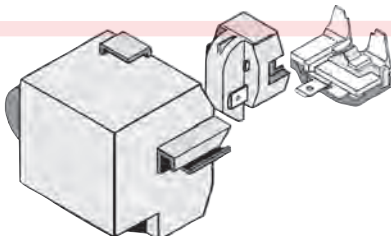
W11033168
EVAPORATOR FAN MOTOR
 includes Harness and Thermistors



14VDC
 0.17A

8-Pin
MALE
 Block

RELAY, OVERLOAD
& COVER KITS



KIT FOR TOP MOUNTS
 18 & 21 cubic ft.
8201769

KIT FOR SIDE BY SIDES
 20 & 27 cubic ft.
8201799

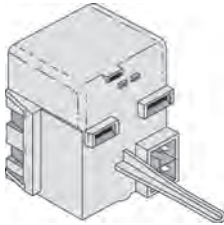
Kit includes (2) Overloads, 3-wire Relay, Plastic Box & Instructions. Replaces many Type "A" R&O Assemblies

KIT FOR SIDE BY SIDES
 25 & 27 cubic ft.

Kit includes (1) overload, 3-wire relay and a cover
WP4387835

RELAYS & OVERLOADS

Whirlpool

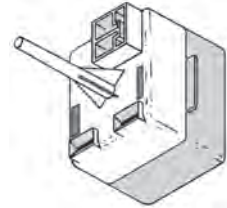


EMBRACO BUILT
(513604008, 2255198)
WP2319792

KLIXON RELAY & OVERLOAD

WP2188831

(58P15R319LFM)

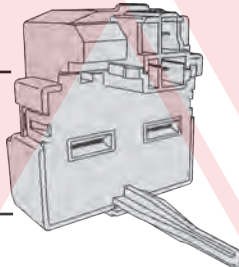


RELAY ASSEMBLY

WPW10189190
445KFBYY-77AAV7AB
on overload

WPW10197428
319NFBYY-77AWK8AB
on overload

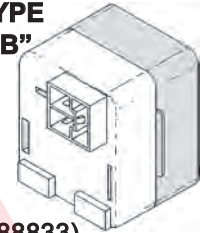
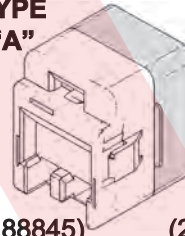
WPW10448874
427KFBYY-77ACH8AB
on overload



KIT INCLUDES TWO
R & O ASSEMBLIES
with 437NFBYY OVERLOAD
Instructions Included
8201786

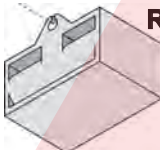
TYPE
"A"

TYPE
"B"



(2188845)

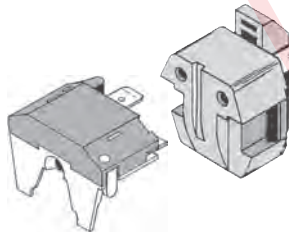
(2188833)



**RELAY, OVERLOAD
& CAPACITOR**

W10613606
(67005560)

NO PLASTIC COVER



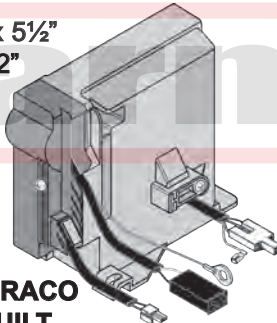
**Identify By
Numbers On
Old Overload**
283ULBYY-53
819099, 2154759

Order Kit#
4387913

3-WIRE RELAY INCLUDED

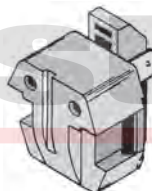
**INVERTER BOX,
COMPRESSOR CONTROL**

5½" x 5½"
x 2"

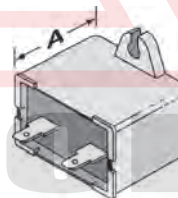


**EMBRACO
BUILT
W10629033**

**SOLID STATE PUSH-ON
RELAY**



3-Wire for Capacitor Start
W10920279
(8EA21C3, 61003115,
1005504)



CAPACITORS
Potted In
Plastic Box

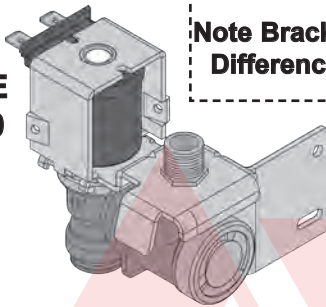
A = 1¼" • 12µf
WPW10662129 (2169373)

2¾" Wide 1¼" High
7/8" Deep • 15µf
WP65889-4

OEM
WHIRLPOOL


VALVES AND KITS WITH JOHN GUEST OUTLETS

**SINGLE VALVE
WPW10238100**



Note Bracket
Difference

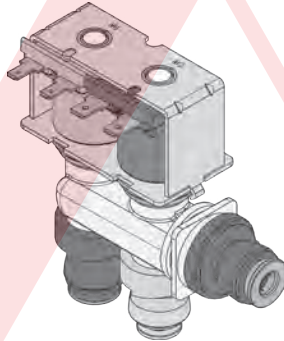
**SINGLE VALVE
WPW10498990
20W COIL**



**WPW10498976
35W COIL**

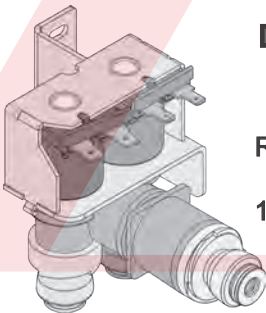
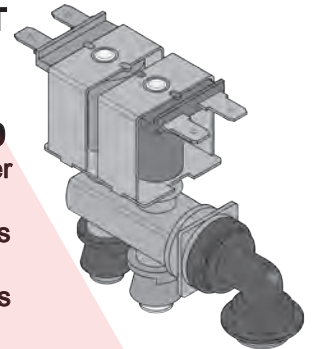
**DUAL OUTLET
VALVE
WPW10341320**

Used with
W10238100
above



**DUAL OUTLET
VALVE**

With 90° INLET
WPW10341329
Fits Bottom Freezer
Models
Red & Green Coils
5/16" Inlet
1/4" & 5/16" Outlets



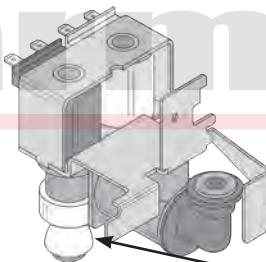
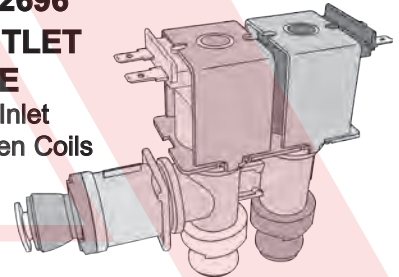
**DUAL OUTLET
VALVE**

WP2188808
Red & Green Coils
5/16" Inlet
1/4" & 5/16" Outlets

WPW10312696

**DUAL OUTLET
VALVE**

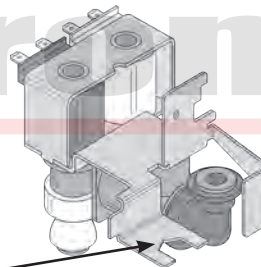
W/ Horiz. Inlet
Black & Green Coils



WP67006531

COILS
35 W (Brown) &
20 W (Yellow)
Push-In Outlets
5/16" & 1/4"
Push-In Inlet
5/16"

Note Bracket



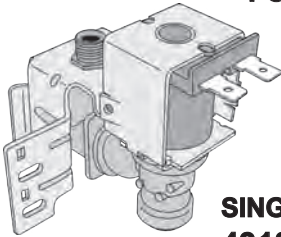
WP67005154

ICE MAKER WATER VALVES

Whirlpool

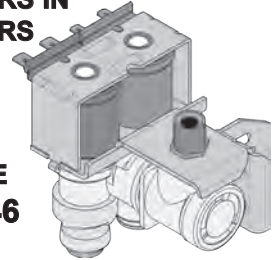
POPULAR INLET VALVE KITS FOR ICE MAKERS IN WHIRLPOOL & COLDSPOT REFRIGERATORS

1/4" Tubing Inlet Replaces 3/4" Hose Bib Inlet



SINGLE
4318047

Kits include
Mounting Bracket
Plastic Tubing
Fittings and
Small Parts
Complete Instructions



DOUBLE
4318046

BARE VALVE - No Kit
WP2315576

BARE VALVES
(NO KIT)
ARE HIGHER IN PRICE!

BARE VALVE - No Kit
WP2188542 - Compression

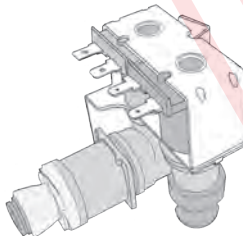
W10853654 - John Guest

DOUBLE VALVE

For 5 Cube Ice Maker. Used with EDR5RXD1 Grille Mounted filter. Includes Poly tubing. Yellow & Green Coils
(Replaces 4389178)
W10822681

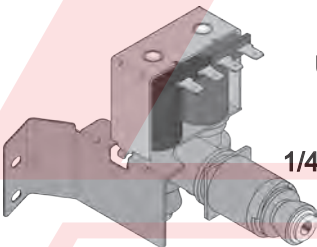
MULTIPLE FITTING VALVES

Wire Terminals 1/4" & 3/16"



VALVE KIT FOR "IN THE GRILLE FILTER"


Used with EDR5RXD1 Grille Mounted filter. Includes Poly tubing. Red & Green Coils
W10408179
(Replaces 4389177)



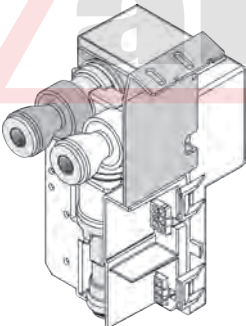
DOUBLE VALVE
Used with EDR5RXD1 Grille Mounted filter. Brown & Green Coils
1/4" Inlet 1/4" & 5/16" Outlet
WPW10179146

DUAL VALVE With 90° INLET

1/4" Inlet
1/4" & 5/16" Outlet
W10247725
(2315533)

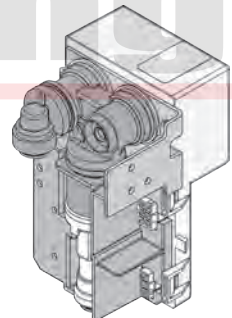


"SMART" VALVES



WPW10159839
Dual Valve
1/4" inlet
1/4" & 5/16" outlet

WPW10270395
Single Valve
5/16" inlet
5/16" outlet




OEM
WHIRLPOOL

SINGLE VALVE

W10865826

(WPW10394076,
W10394076, W10726788,
W10833705, W10872966)



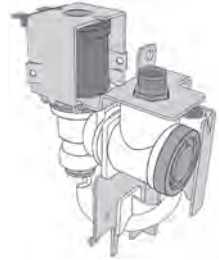
ICE MAKER VALVE

with Tube Guide
Fits

Side-by-Sides
&

Bottom Mounts

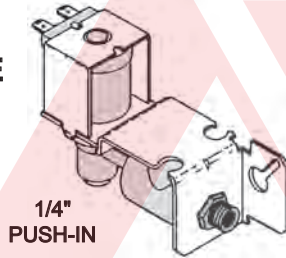
WP67003753



SINGLE VALVE

WP61005273

(78681-1)

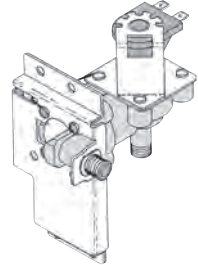


1/4"
PUSH-IN

SINGLE

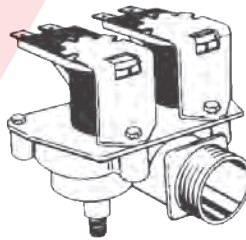
(R0000214
12490801)

W10833899



WPW10245167

BARE VALVE

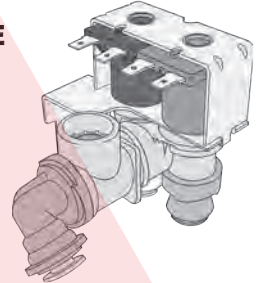


DUAL OUTLET VALVE

WITH 45° INLET

Fits Bottom Mounts
& Side-by-Sides

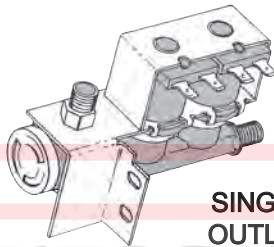
12002193



WP12544001

(R0000242)

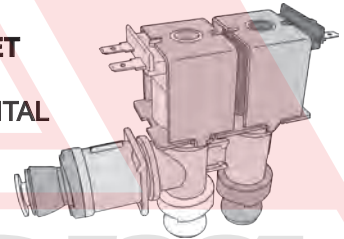
1/4" Outlet



SINGLE
OUTLET

DUAL OUTLET
VALVE
WITH HORIZONTAL
INLET

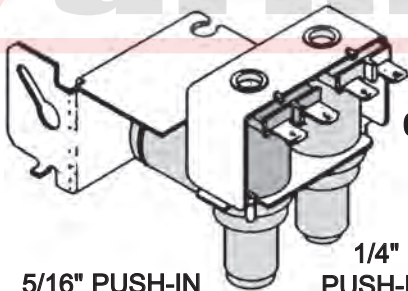
67006322



WP12544002

5/16" Outlet

DOUBLE COIL-DOUBLE OUTLET



61005626
(78680-1)

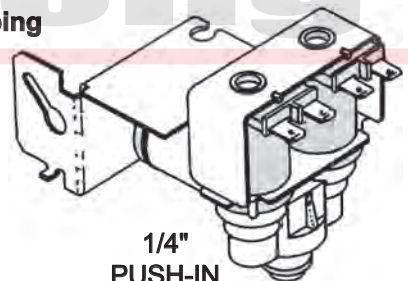
5/16" PUSH-IN

1/4"
PUSH-IN

DOUBLE COIL-SINGLE OUTLET

Kit with Tubing

12001892



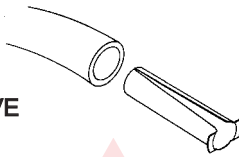
1/4"
PUSH-IN

ICE MAKER PLUMBING

Whirlpool

PLUMBING INSIDE THE CABINET

Kit includes
6' 1/4" O.D. HARD
PLASTIC TUBING
INCLUDES INSERT SLEEVE
W10823511

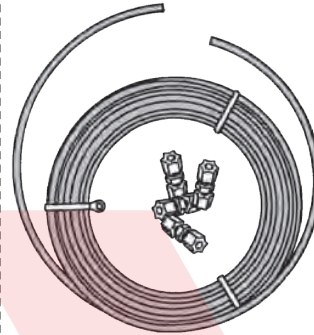


PLASTIC UNION
1/4" X 1/4"
WP4211117



TUBING RESERVOIR REPLACES TANK

60' of 5/16" Plastic
Tubing With Fittings



WP2256126
(2209687)

ADD-ON ICE MAKER FILTER

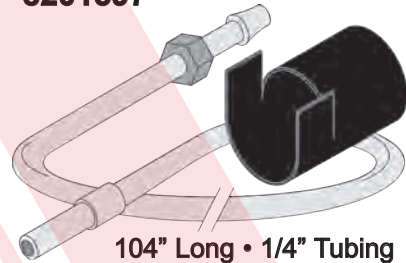
For 1/4" copper or
plastic tubing Includes
1/4" Compression Fittings
4392949



25' INSTALLATION KIT **8003RP**



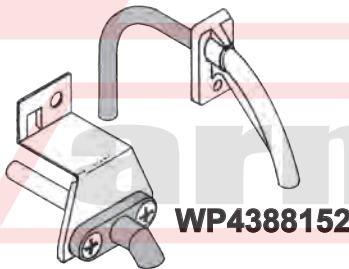
FILTER INLET WATER TUBE KIT **8201597**



104" Long • 1/4" Tubing

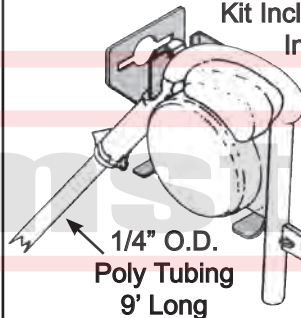
FOUNTAIN SPOUTS

**FILL SPOUT KIT WITH
TUBING**
Two Spouts Included



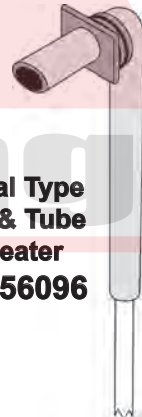
WP4388152

8201537
**ANTI-DRIP VALVE FOR
WATER DISPENSER**
Kit Includes Bracket &
Instructions



1/4" O.D.
Poly Tubing
9' Long

**FILL SPOUT FOR
S X S
ICE MAKER WITH
ICE BIN IN DOOR**



**Original Type
Spout & Tube
No Heater
WP2256096**

CUT-TO-FIT I.M. TUBE PLASTIC 9 1/2" LONG



WP2196157


Replaces Slip-Fit #S
2174760, 2196035 & Others



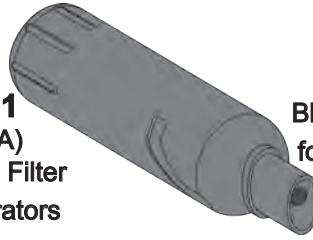
1/4" O.D.
Tubing
Nut Included

1/4" Poly Tube 8'
Long

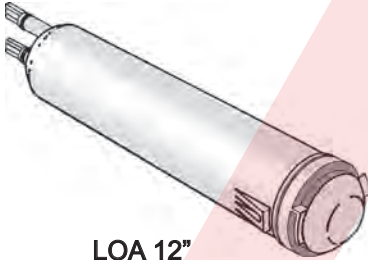
OEM
WHIRLPOOL



Filter 1
EDR1RXD1
(W10295370A)
Blue Translucent Filter
for SXS Refrigerators

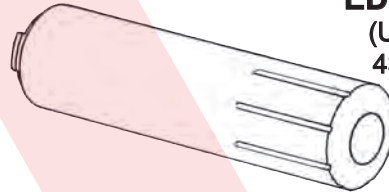


Filter 2
EDR2RXD1
(W10413645A)
Blue Translucent Filter
for SXS Refrigerators

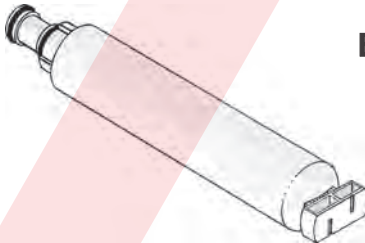


LOA 12"
Mounts in Lower Grille

Filter 3
EDR3RXD1
(4396841
4396710
W10193691)



Filter 4
EDR4RXD1
(UKF8001
4396395)



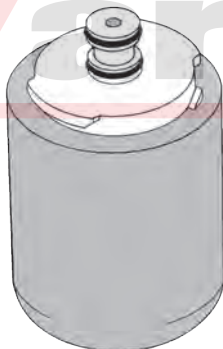
LOA 10"
Mounts in Lower Grille
for SXS Refrigerators

Filter 5
EDR5RXD1
(4396508
4396510
4396918
8212491
8212652
4396547
9902 (Sears)
9010 (Sears))

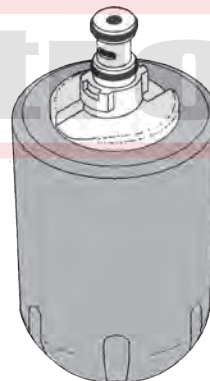


LOA 9½"
Mounts in Lower Grille
for Top Mount Refrigerators

Filter 6
EDR6D1
(EDR6RXD1
4396701,
4396702)




Filter 7
EDR7D1
(UKF7003, UPF5001,
UKF6001, UKF7001,
UKF7002)



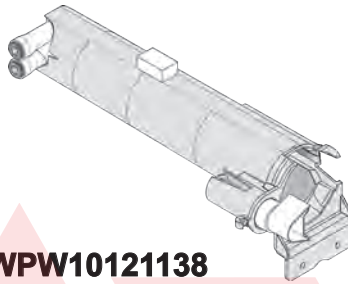
Filter 8
EDR8D1
(8171413, 8171414,
8171787)

ICE MAKERS & FILTER HOUSINGS

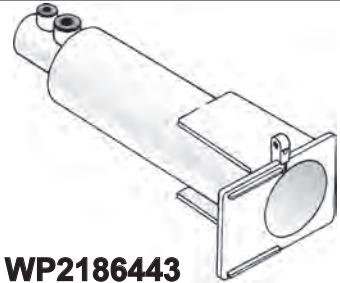
Whirlpool



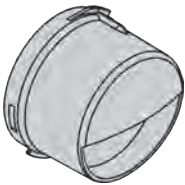
WPW10238123
Filter 1 Housing



WPW10121138
Filter 3 Housing

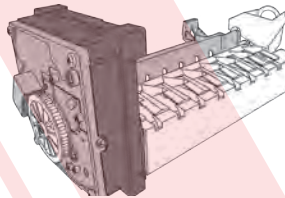


WP2186443
Filter 5 Housing



WP2260518B
FILTER CAP
- Used with
EDR3RXD1
Filter and
WPW10121138

D7824706Q
(61005508,
626640)



BARE ICE MAKER
No bucket
No Cover
No Feeler Arm
No Harness
No Valve

CRESCENT CUBE ADD-ON ICE MAKER KITS

Popular Kits For All Whirlpool Built Refrigerators. Includes Bucket, Water Inlet Valve, Spouts, Clips, Screws & Complete Instructions For Add-On To Top, Bottom, Or Side Freezers.
- CAN OFTEN BE ADAPTED TO OTHER MAKES-

ROUND PLUG
FOR OLDER PORCE-
LAIN LINERS
1129313

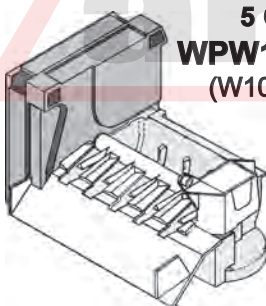


LONG WIRES -
FLAT PLUG
FOR PLASTIC LINERS
- WITH INLET VALVE
BUILT 1984-1993
1129316

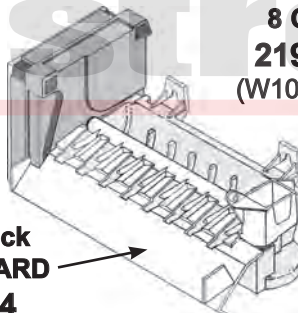


ICE MAKER ASSEMBLIES

-- Cubes Dump Directly into Ice Bin in Freezer Door --



5 CUBE
WPW10190961
(W10122503)

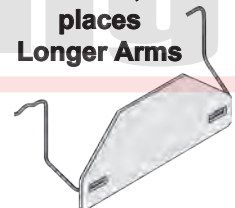


8 CUBE
2198597
(W10122502)

with 4-Pin
Electrical Block
STRIPPER BOARD
W10297244

For Side By Sides With Ice Bin In Door - Used with W10757851

SHUTOFF ARM
w/ Plastic
Extension, Re-
places
Longer Arms

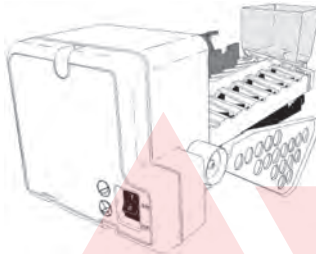


W11342242
(WP2304354)

OEM
WHIRLPOOL

W10583817 6-WIRE KIT

(Y13068002)
Fits Late Model
Bottom Mounts.
Kit Includes:
Modular Crescent
Cube Ice Maker,
Harness, Impinger,
& Instructions



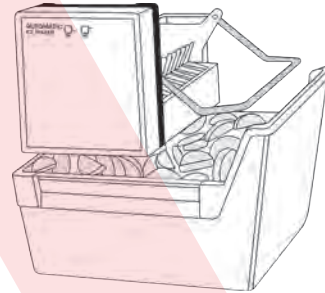
Old Style Illustrated

ICE MAKER KIT

W11510803

(8560, 2155469A, WPW10715708)
ECKMF95

Compatible with models using all types of
refrigerants, including R600A
Fits models
with harness foamed in place
1994 to present

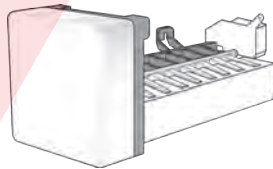


W11517113

(WPW10715709) ECKMFEZ2
EZ Connect Icemaker Kit

BARE ICE MAKER FOR THRU-DOOR OR OTHER EXISTING INSTALLATIONS RE- PLACES OLDER TYPES

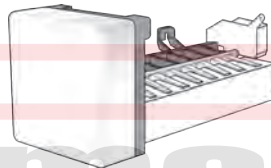
4317943



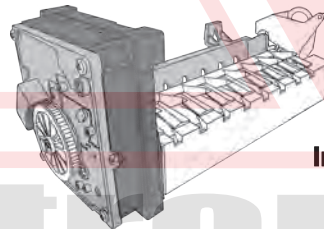
Includes 4 Harnesses to Replace Many
Different Ice makers (Does Not Include
Shutoff Arm)

Late Model SXS
Smaller Cube 1/2" x 2"

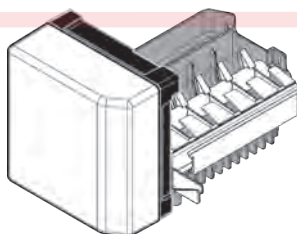
WPW1030022



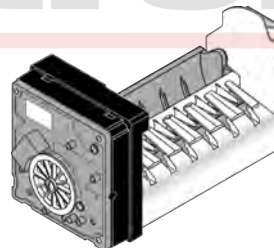
BARE ICE MAKER with Harness No Shutoff Arm or Cover



WPW10190965
Includes Flat 4-Pin
Wiring Harness



WPW10251076
6 Cube Ice maker

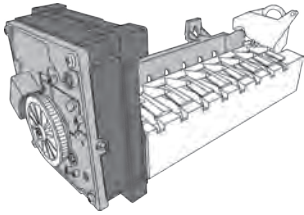


WPW10122559
Stripper Board
is Flat
6 Cube Ice maker

ICE MAKERS

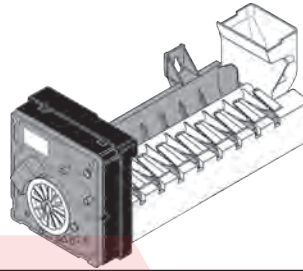
Whirlpool

FITS LATE MODEL BOTTOM MOUNT



WPW10190981

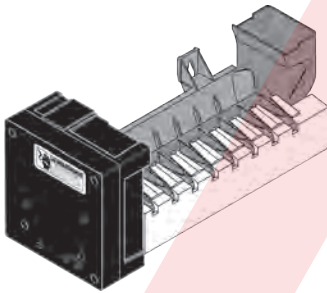
Fits Late Model
Bottom Mount w/
Dispenser



WPW10300024

Fits Late Model
Bottom Mount

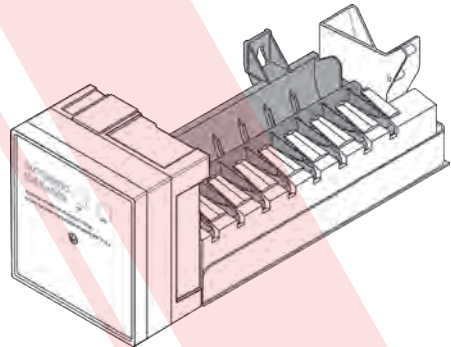
FITS FRENCH DOOR MODELS



W10882923
(W10377151)

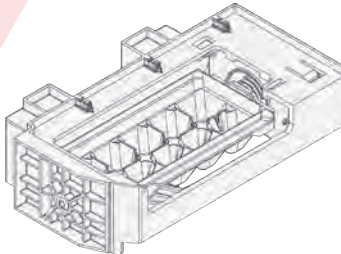
Ice Maker located
in FF Section
Includes 2 different
wiring harnesses &
front covers

W10884390
(W10377152,
W10469286)



W10873791
FLEX TRAY
ICE MAKER

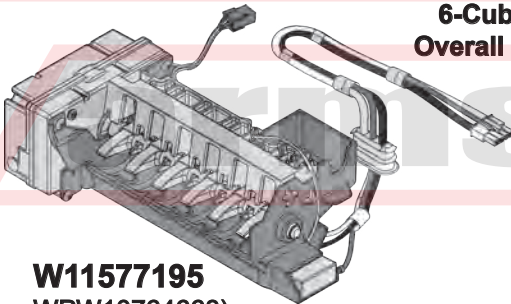
10 Cube Tray ...
Ice Maker is located
in the Freezer Door



Bare Ice Maker
Air Diffuser
Attached

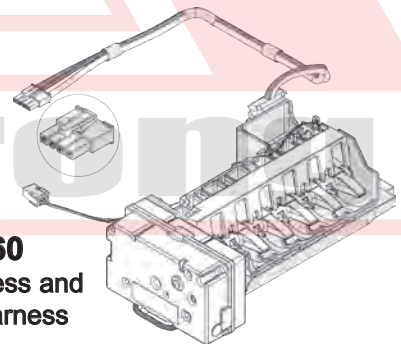
SMALL

6-Cube Ice Maker
Overall Length = 9½"



W11577195
WPW10764668)

3 wire main harness and
6 wire sensor harness



W11579560

3 wire main harness and
2 wire sensor harness

Replaces: W11294907, 11483245,
W10917790, W11188383, W10746960,
W11109572, W11232541

“BROKEN TAB” REPAIR KIT

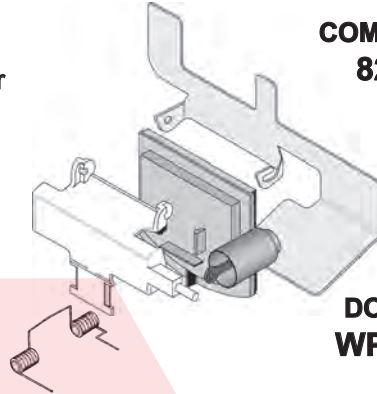
Used when plastic tab is broken on dispenser housing.

Complete Kit includes:

Steel Plate, Spring, Ice Door Kit & Dashpot

DOOR KIT
w/o Steel Plate
W10823377

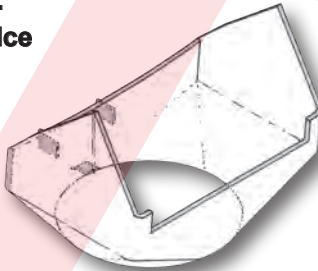
ICE DOOR
SPRING
WPW10224328



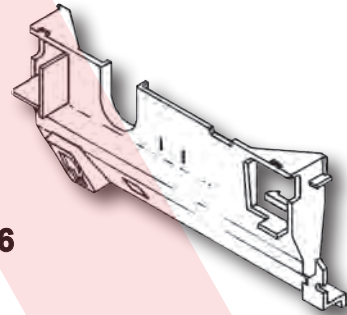
COMPLETE KIT
8201756

DOOR ONLY
WP2180353

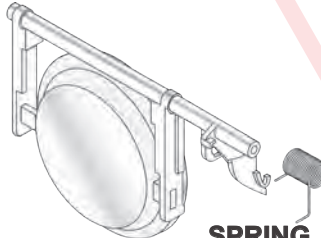
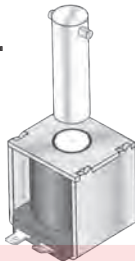
WP2180224
Clear Plastic Ice
Guide Chute



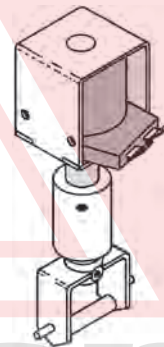
Switch
Bracket
WP2180226



FOUNTAIN KIT
INCLUDES
SWIVEL ARM,
DOOR, SOLENOID
& PLUNGER
KIT
12001991



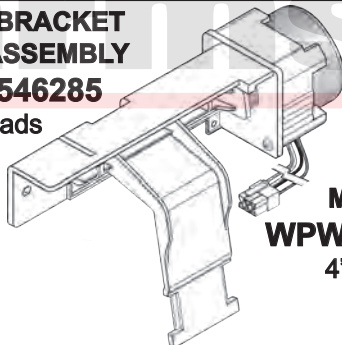
SPRING
Not in Kit
61004388



DISPENSER
SELECT
SOLENOID
ASSEMBLY
WP2152713

4" X 8"

ICE DOOR BRACKET
& MOTOR ASSEMBLY
WPW10546285
4" Leads



MOTOR
WPW10205979
4" Leads

MOTOR &
HARNES
Door
WPW10184813
19" Leads

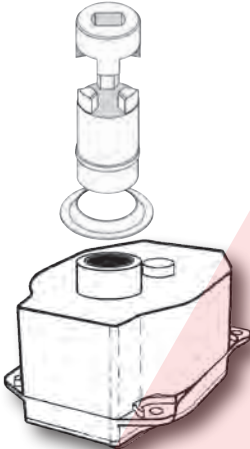


DISPENSER PARTS

Whirlpool

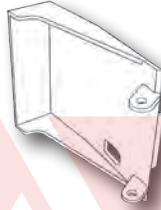
FOR VERTICAL CRUSHER MOTOR COUPLING

Upper Piece
WP2220457
Lower Piece (Long)
WP2220458
White Plastic Seal
WP2198628

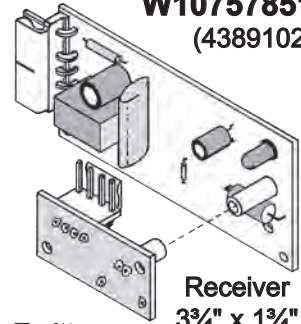


FLIPPER DOOR

USED WITH ICE LEVEL
CONTROL KIT
WP2198633



ICE LEVEL CONTROL **W10757851** (4389102)



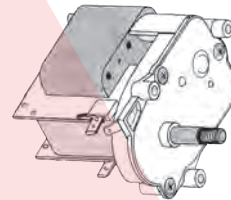
Emitter
3/4" x 1 3/4"

Receiver
3 3/4" x 1 3/4"

DISPENSER MOTORS

4 Pin ***W10822606**
5 Pin **WP2252130**
5 Pin ***W10271509**
6 Pin **W10822635**

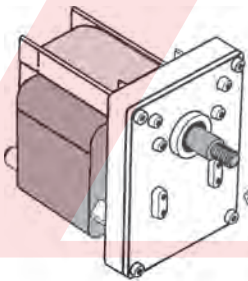
* Includes rubber washer for drive shaft with instructions



WPW10317991

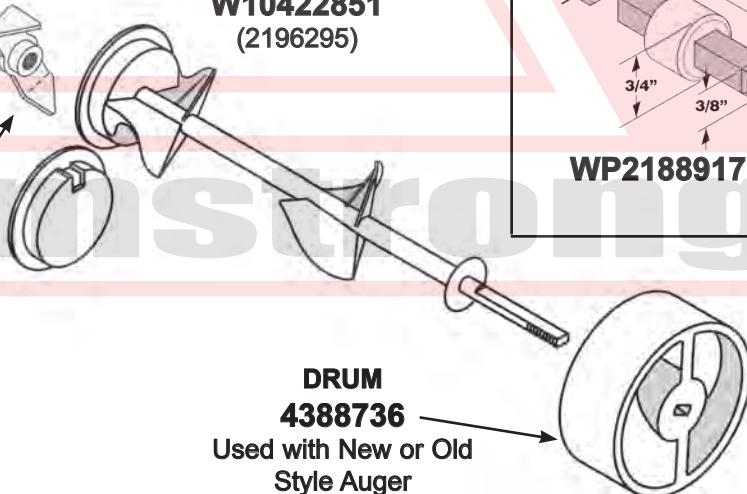
ICE CONVEYOR PARTS CONVEYOR AUGER

New Style - replaces Old Metal
Coiled Auger and 983668
Coupling
W10422851
(2196295)



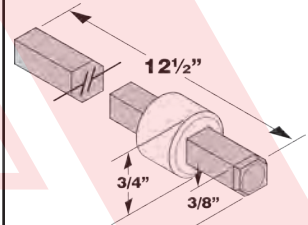
GEAR MOTOR
WP2188242

MOTOR COUPLING
WPW10169511



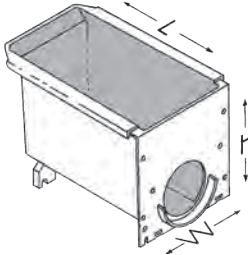
DRUM
4388736
Used with New or Old
Style Auger

SHAFT FOR IN-DOOR DISPENSER



WP2188917

OEM
WHIRLPOOL



ICE CONTAINERS
 Now Available w/ Conveyor & Crusher Assemblies Installed.
 SEE CHART BELOW

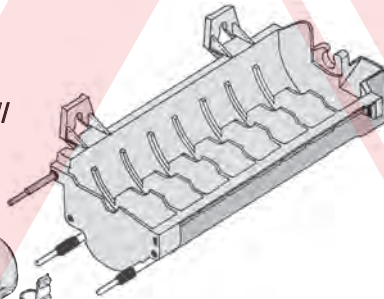
Nearest 1/8"
 Approx.

			Bare	Crusher
H	W	L	Container	Included
9¾	8¾	14	WP2196089	WPW10312301
6¾	11½	14	WPW10670845	WPW10312300

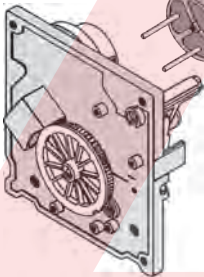
For Late Models w/
 Molded Support

MOST POPULAR PARTS FOR MODULAR ICE MAKERS

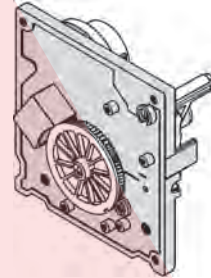
WP627985
 THERMOSTAT W/
 CLIPS (17°F)



W10190935
 (628366)
 MODULE W/
 MOTOR

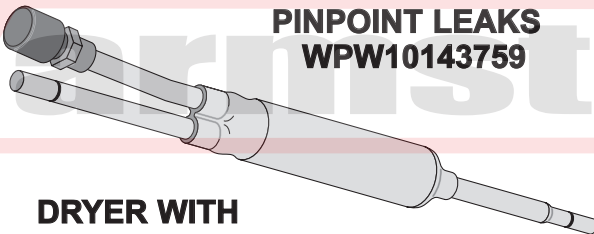


MODULE KIT Improved Module w/Motor for 2198597 Ice Maker



Kit Includes:
 New Module (628519),
 Stripper Board 2198598,
 and 627843 Ejector Rod.
 Order **8201515** Kit

DRIER WITH UV DYE TO PINPOINT LEAKS **WPW10143759**



**DRYER WITH
 PROCESS ADAPTER
 W10843121**
 (4387019)

CLEANER IDEAL FOR ALL FREESTANDING ICE MACHINES **W11179302**

(4396808, 8171307) 16 oz.



CLEAR I.M. GREASE

Low Temp
 Lube

1 Oz. Tin
WP542638

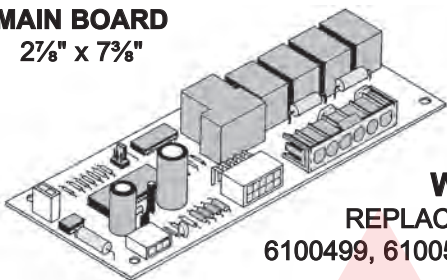


ICE MACHINE PARTS

Whirlpool

MAIN BOARD

27/8" x 73/8"




WP2304016

REPLACES 2185947,
6100499, 6100504, 6100529

MAIN BOARD

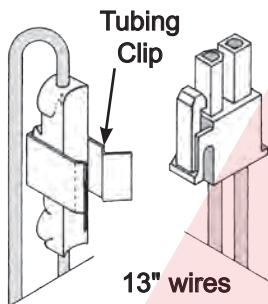
3" x 71/2"



WPW10141364

REPLACES 2321774

ICE CONTROL THERMISTOR



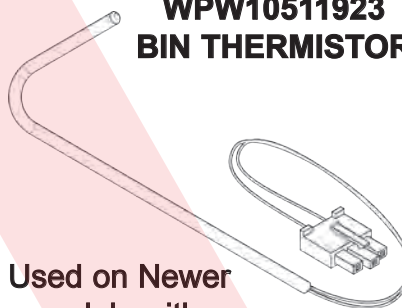
Tubing
Clip

13" wires

WP2313635
White Wires

Plugs onto Boards Above &
With Bin Thermostats Below

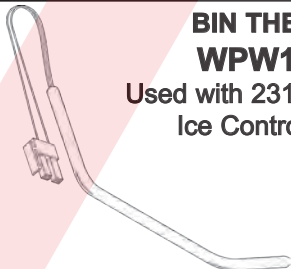
WPW10511923 BIN THERMISTOR



Used on Newer
models with
on-board filter

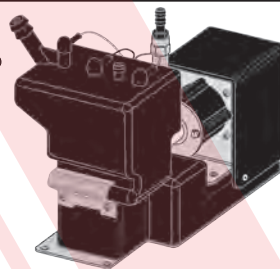
BIN THERMOSTAT WPW10503764

Used with 2313635 & 2185680
Ice Control Thermistor



1901A DRAIN PUMP KIT

Includes
Hoses &
Instructions



15" WIDE CABINET

EVAPORATORS

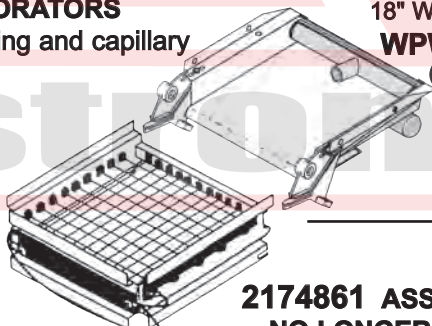
Includes tubing and capillary

18" WIDE CABINET

WPW10218037
(with electronic
temp.control)

WPW10218037

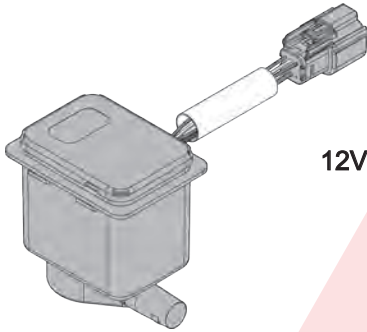
**WP2313637
ASSY.**



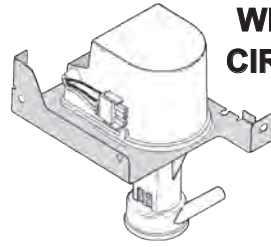
2174861 ASSY.
NO LONGER
AVAILABLE

ICE CUTTING GRIDS
15" ← → 18"

CUTTING WIRE KIT 4387020



W11542867
RECIRCULATING
PUMP MOTOR
 12V / 7.5 W / 1200MA

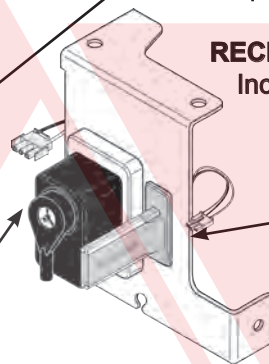



WP2217220
CIRCULATING
PUMP


NEWER
 MODELS

W11566405
 (WP2313628)
RECIRCULATING
PUMP MOTOR

12V / 8.5 W
 1000MA



2313702
RECIRCULATING PUMP
 Includes Water Level
 Sensor

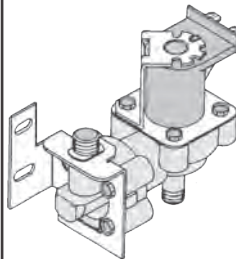


WPW10548509
 (2313643)
WATER LEVEL SENSOR

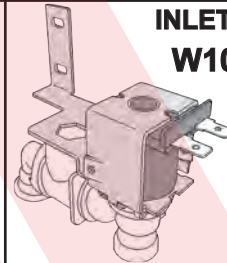
F2WC911
ICE MACHINE FILTER



Used on
 Models with
 On Board Filter

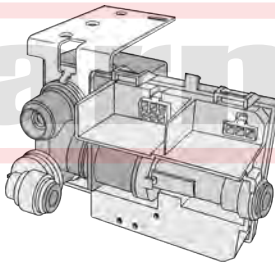


INLET VALVE
 15" WIDE
 (2217311,
 2185758,
 2315509)
W10801996



INLET VALVE
W10881366

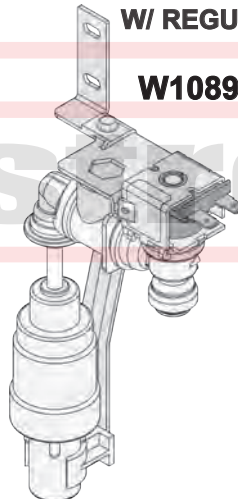
WATER INLET VALVE
FITS LATE MODELS
 (Circuit Board Under Cover)



Part No.	Ref.	Inlet
WPW10217917	2313741	1/4"
W10585391	-	5/16"

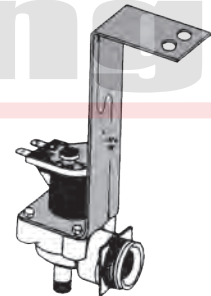
INLET VALVE
W/ REGULATOR

W10897719



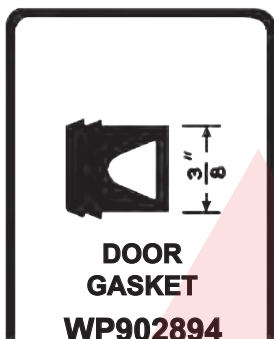
INLET VALVE
LONG BRACKET
REPLACES MANY
OTHER VALVES

759296



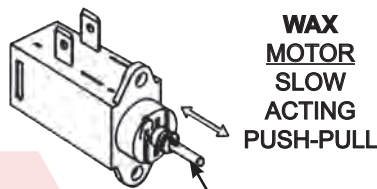
18" WIDE

FOR VERTICAL AXIS AND SIDE WINDERS

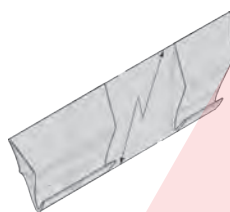


DOOR GASKET
WP902894

RINSE AID AND DETERGENT DISPENSER PARTS

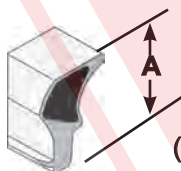


Part No. Pin Color
WP902899 Brown
12002535 Black



BLACK RUBBER DOOR SEALS FOR LATE MODELS

W11177741
(W10300924V)
73 1/2" Long
A = 3/4"

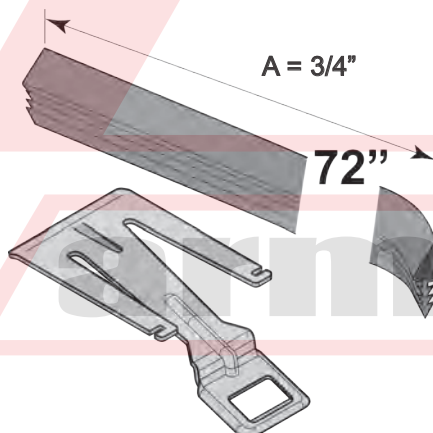


W11196317

Kit with Glue & Instructions
L = 73 1/2" A = 7/8"
(W10112096, 9743590, 8193942)

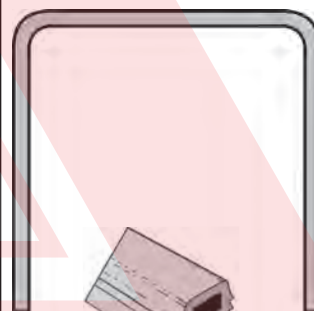
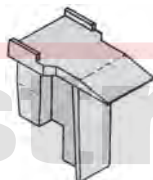
POPULAR DOOR GASKETS

GASKET with STRIKE
W10542314



STRIKE
(Sold as a Separate Part)
WPW10300779

CORNER DE- FLECTOR
WP8528862



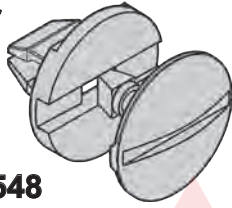
BLACK FOAM PUSH-IN DOOR GASKET TOP & SIDES 67" LONG
WPW10509257

OEM WHIRLPOOL

Whirlpool


DISHWASHER PARTS

**RETAINER ASSEMBLY
for Dishwasher
Access Panel**



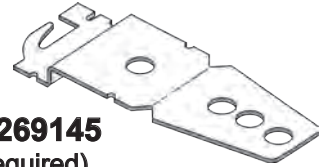
WPW10503548

DOOR SWITCH



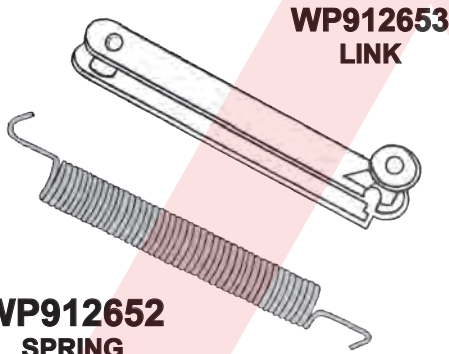
99002254

COUNTER TOP MOUNTING CLIP



WP8269145
(2 Required)

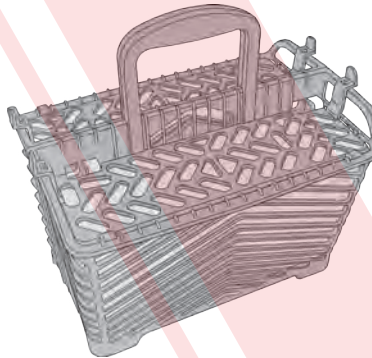
**DOOR SPRING AND LINK FOR
LATE MODELS**



**WP912653
LINK**

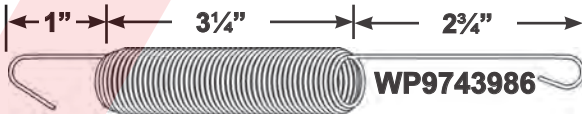
**WP912652
SPRING**

**SILVERWARE BASKET
FOR VERTICAL AXIS
DISHWASHERS**



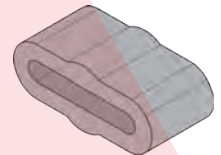
WP6-918873
(W10224675
99001751)

**NEW DOOR SPRING FOR LATER MODELS
TWO USED PER DISHWASHER**



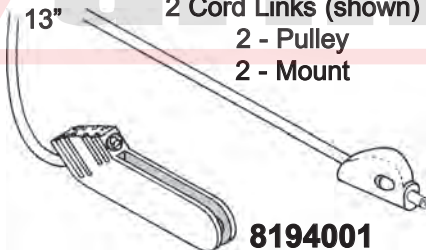
WP9743986

**WP8268961
FRICTION PAD
FOR DISHWASHER
DOOR HINGE**



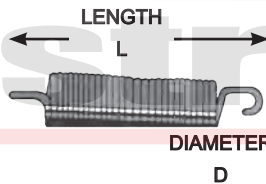
**COUNTER BALANCE
LINK & PULLEY KIT**

Kit Includes:
2 Cord Links (shown)
2 - Pulley
2 - Mount



8194001

DOOR SPRINGS & SPRING KITS



KITS INCL:
• Spring
• Retainer
• Plastic Tip
**TWO KITS
FOR EACH
DOOR**

Description	L	D	Kit	Part No
Late Model Kit	3 1/8"	3/4"	Yes	675611
Late Model - Blue	6 3/4"	7/8"	No	WP8270182

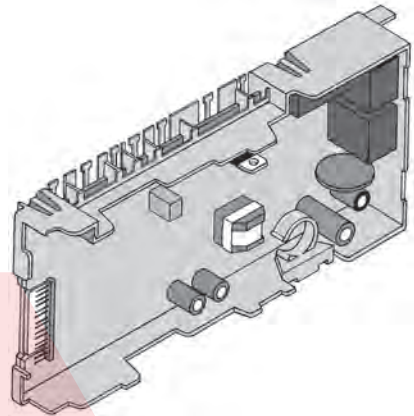
MICROCOMPUTER

WPW10084141

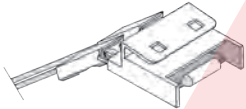
WPW10084142

Number is Shown
on Paper Sticker

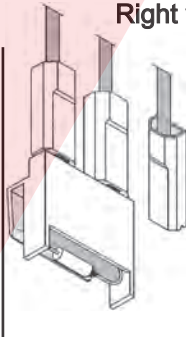
3 3/8" X 7 1/8"



ONE-TIME FUSES



8193762
CUT-OFF KIT
INCLUDES SPLICERS & INSTRUCTIONS




Right wire to door switch
L=Length

675813
L=17" 98°C

Left Wire 4" Long to P8

BI-METAL 189°F KIT NON-RESETTABLE

Mounts in control
W10402110
(W10195528)

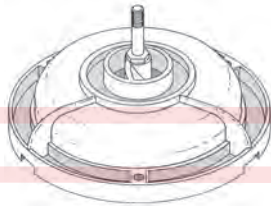


Kit Includes:
Thermal Cut-Off,
2 Wire Ties, Fiberglass Sleeve,
Jumper Assembly with Block, Foil
Tape & Instructions

FOR VERTICAL AXIS

**DISCHARGE
HOUSING**
(99002461)

WP6-917075



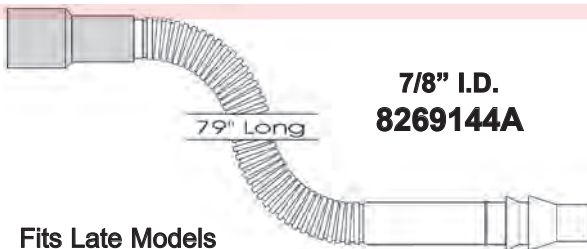
POLY BELT

Includes
Lubricant

6-9021150
(902115)



FLEXIBLE DRAIN HOSES



7/8" I.D.
8269144A

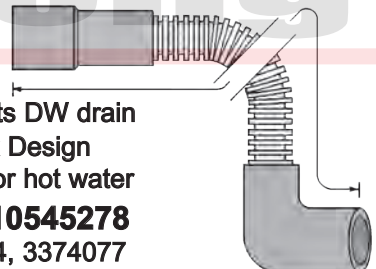
79" Long

Fits Late Models

75" Long
7/8" ID fits DW drain

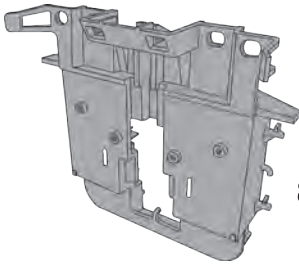
- No-kink Design
- Made for hot water

WPW10545278
(675544, 3374077)

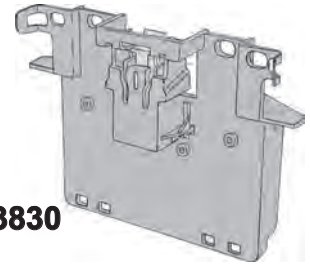


OEM
WHIRLPOOL

DOOR HANDLE & LATCH ASSEMBLIES



8193882



8193830

PLASTIC DOOR LATCH HANDLES

**Black Replaces
White & Almond
WP9743903**



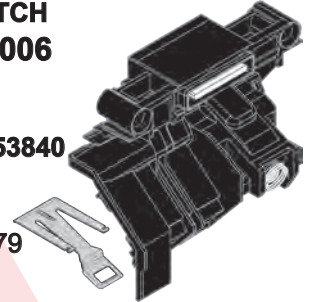
**WP8269117
BLACK**



**DOOR LATCH
W10619006**

Includes:
**WPW10653840
Switch**

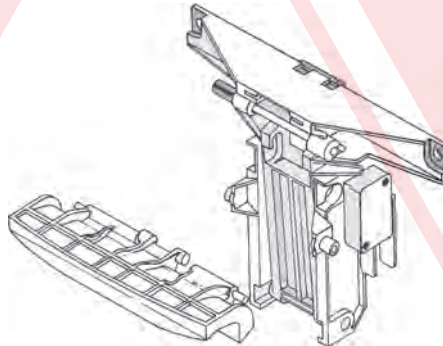
W10300779
Strike



DOOR LATCH PARTS

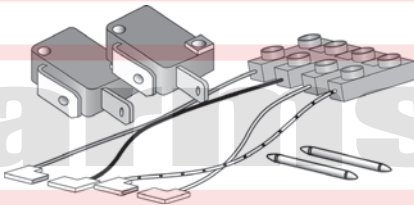
**LATCH & HANDLE
WPW10130695 (Black)**

W10862259 (Black)
All Colors Replaced by
Black



**BARE LATCH
ASSEMBLY
WPW10275768**

REPAIR KIT FOR ASSEMBLY SHOWN AT RIGHT BELOW

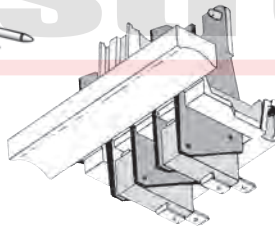


INCLUDES:

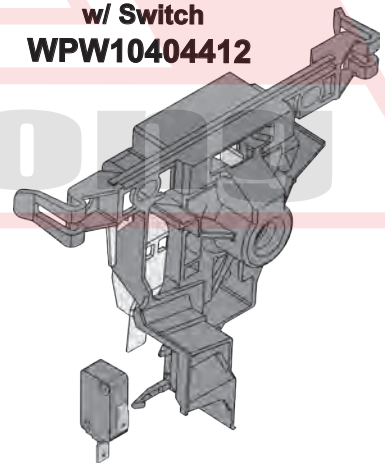
- Wiring Assembly
- 2 – Short Pins
- 2 – 3369325 Switches – (Not Available as a separate part)

4318273

NO LATCH LEVER OR BOLT



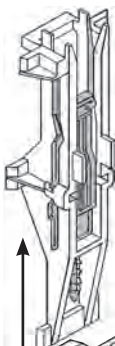
**DOOR LATCH
w/ Switch
WPW10404412**



DISPENSERS & ACTUATORS

Whirlpool

ACTUATOR KIT



Includes
ACTUATOR
(8519606, 3369056)
& LOWER DRAW
BAR


**UPPER
DISPENSER
DRAW BAR**

NOT IN KIT

**LOWER
DISPENSER
DRAW BAR
(8066017)
IN KIT
- NOT SUPPLIED
SEPARATELY -**

**ACTUATOR
KIT
8193646**

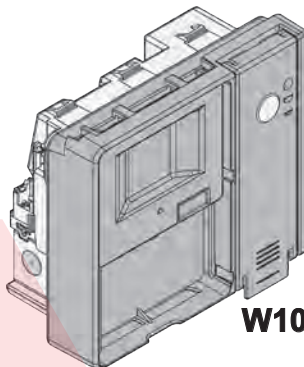
**RINSE AID
INDICATOR
- CLEAR PLASTIC -**



CAP

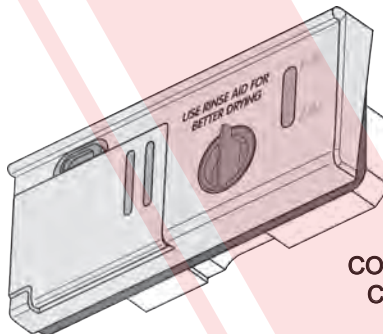
WP3378134

**DETERGENT & RINSE AGENT
DISPENSER ASSM.**



W10861000

DETERGENT & RINSE AGENT DISPENSER ASSM.



**CAP
COLOR MATCHES
COVER LATCH**

<u>Part No.</u>	<u>Color</u>	<u>Cap</u>
WP8558129	White	WP8558307
WPW10199696	Light Grey	WP8558307
WPW10224428	White	WP8558307
WPW10224430	Tan	WP8564929

NEW STYLE PLASTIC DOOR KIT

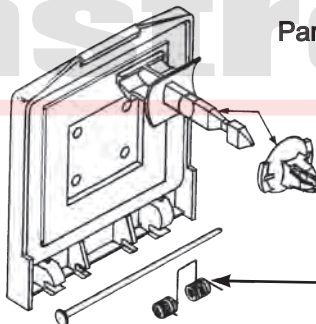
4387043

Parts included in kit are also
available separately

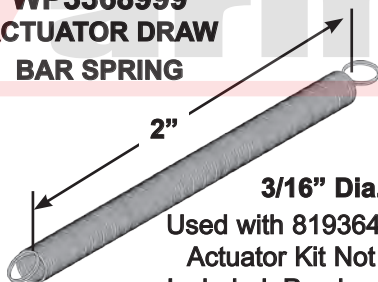
**676413
LATCH KIT**

(Also used with the kit at left)

**SPRING
WP8066018**

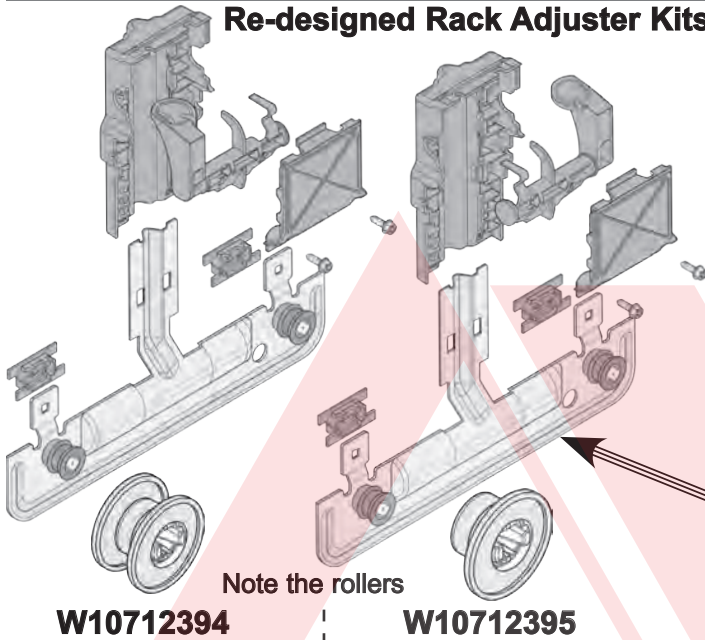


**WP3368999
ACTUATOR DRAW
BAR SPRING**



3/16" Dia.
Used with 8193646
Actuator Kit Not
Included. Purchase
Separately

Re-designed Rack Adjuster Kits

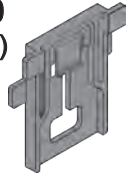


W10712394

W10712395

Note the rollers

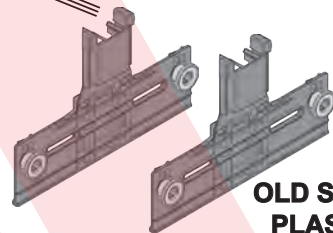
WPW10195840
Positioner (2 Used)



WPW10505748
Upper Rack Wheel
Assm. Mounts to Tub



WPW10195839
Adjuster (2 Used)

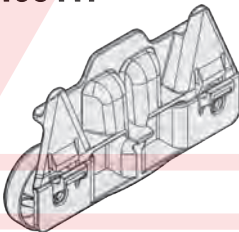


**OLD STYLE
PLASTIC**

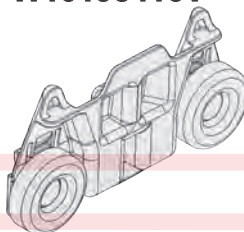
Kit includes 2 improved rack adjuster assemblies, along with *parts needed to replace W10350376 plastic adjuster

LOWER RACK ROLLER TANDEM WHEEL ASSEMBLY


WPW10195417



W10195416V



Set of four new type with covered wheels



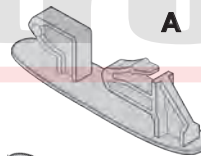
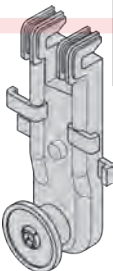
4317933

STOP FOR UPPER RACK TRACK

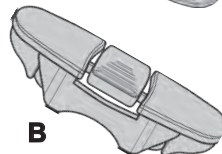
Part No.	Color	Pic
WP8565925	Light Grey	A
WPW10082861	Light Grey	B
WPW10508950	Dark Grey	B

ROLLER ASSM. FOR UPPER RACK

Part No.	Color
WP8268743	Dark Gray
WP8268655	Light Gray
W11157085	Light Gray/ Blue



A



B

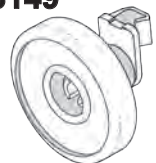
LOWER WHEEL ASSEMBLY

WP99002780

(903095) Light Gray

WP99003149

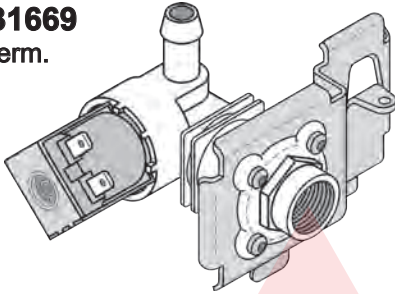
Dark Gray



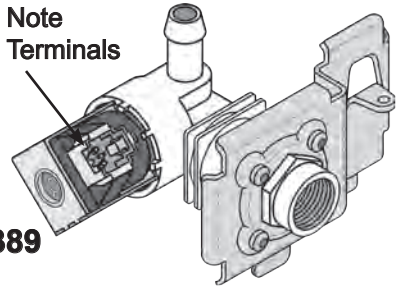
DISHWASHER VALVES

Whirlpool

WP8531669
1/4" Term.

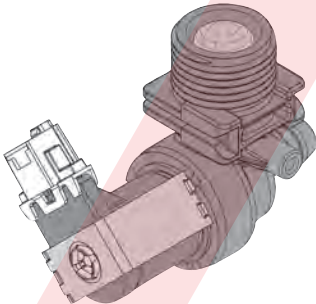


Note
Terminals

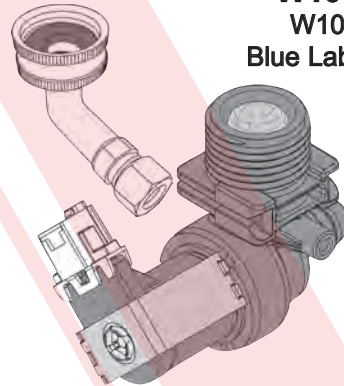


WPW10158389

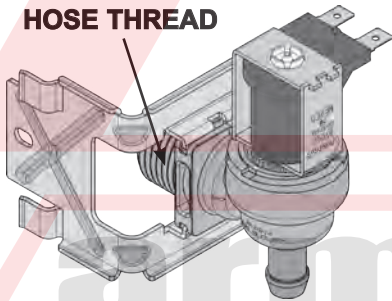
These valves have slightly different flow rates. Get number on old valve or order by model to avoid noisy valve chatter.



WPW10327249
White Label



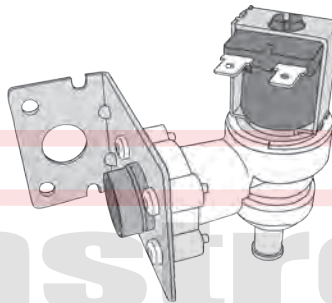
W10648041
W10195049
Blue Label w/elbow



HOSE THREAD

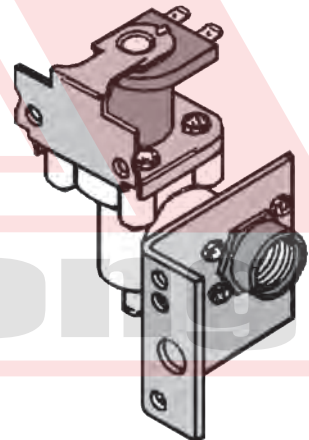
**3/8" SLIP-ON
OUTLET**

W10844024
(9744468,
W10219643)



For Later
Model Maytag

W11082871
(6-920534)



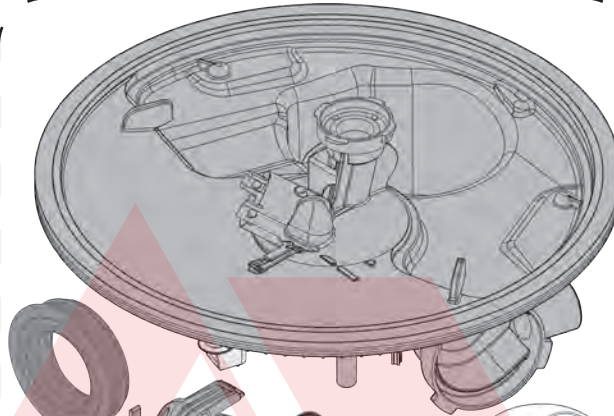
WP99001359

OEM
WHIRLPOOL

WPW1060507

SUMP & MOTOR ASSEMBLY

Includes all parts shown uses Main Motor (W11032770)



W11085683

SUMP & MOTOR ASSEMBLY

Includes all parts shown uses Main Motor (W11024423)

WPW10538166

GROMMET

Between Motor & Sump



W11032770

PUMP MOTOR

Includes W10445975 Hose Included w/ WPW10605057

W11612327

PUMP MOTOR

Includes W10445975 Hose Included w/ W11085683

W10445975

HOSE

Included with Pump Motor

W10537869

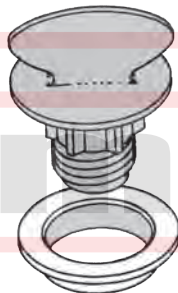
Diverter Motor

Includes Diverter Disc

DRAIN ADAPTER WITH CHECK VALVE



675238



FOR MAIN SPRAY ARM
WP9742945 NUT

WP9742946 BEARING
WHITE PLASTIC

Housing Seal Ring

WP302711

Mounting Screw

WP3371152

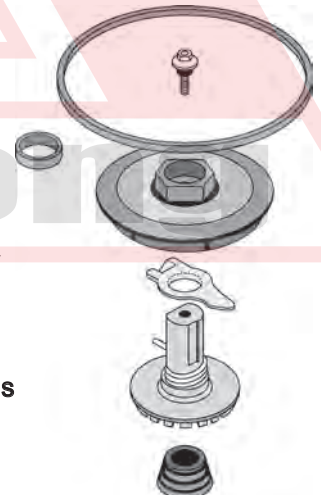
Rubber Ring
-Optional Use -

PUMP REPAIR

KIT


- WASH & DRAIN -
Includes All Parts
Illustrated & Instructions

675806

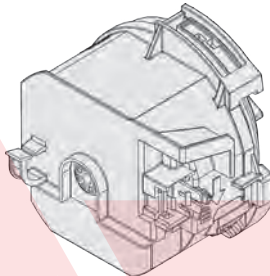


DRAIN PUMP ASSEMBLY

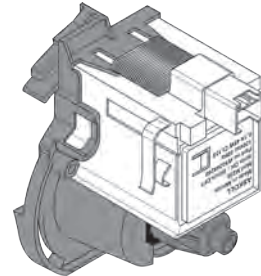
Twist On - Twist Off



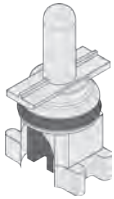
WPW10348269



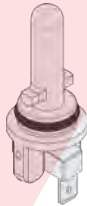
WPW10531320



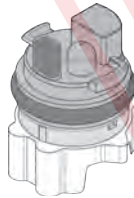
W10876537



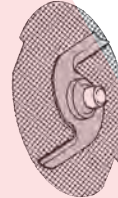
8578828
Thermistor



WP8269208
Thermistor



WPW10705575
Turbidity Sensor

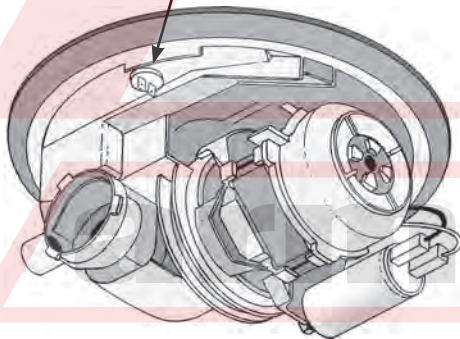


CHOPPER
2-BLADE
REPLACED
BY 4-BLADE

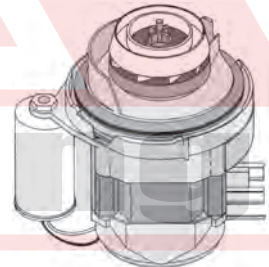


CHOPPER
W10083957V
4-BLADE

SUMP & MOTOR ASSEMBLY
INCLUDES SUMP w/ GASKET & MAIN MOTOR
(Thermistor not included)



MOTOR - PUMP
Includes Capacitor,
Impeller & Seal
Twist Off- Twist On

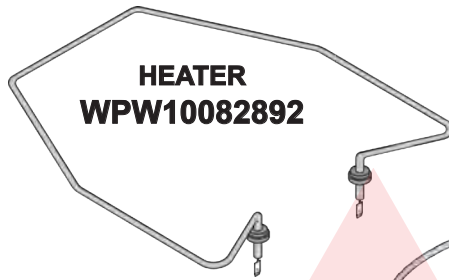


<u>Sump & Motor</u>	<u>Port Size</u>
W10782773	Small
W10806701	Large
WPW10780877	Large
WPW10482480	Large

<u>Thermistor</u>
WP8269208
8578828
8578828
8578828

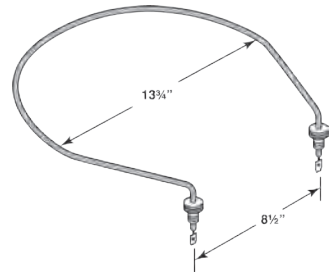
<u>Motor Pump</u>
WPW10757217
WPW10757216
WPW10757217
WPW10510666

DISHWASHER HEATERS

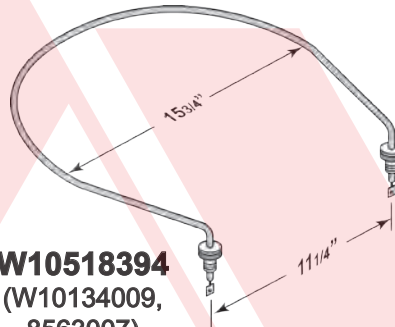


**HEATER
WPW10082892**

High-Watt Heater
120V • 850 Watts



**HEATER
W10703867**



W10518394
(W10134009,
8563007)

**SMALL THERMOSTAT
1/4" TERMINALS
L176-18**



WP661566

Opens On Temp. Rise

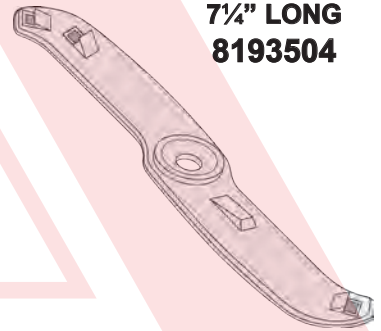
**THERMAL FUSE KIT
Incl. Harness Adaptor
& Instructions**



W10258275

TOP SPRAY ARM

**7 1/2" LONG
8193504**



Fits Popular Faucet
Threads: 15/16"
Male & 55/64"
Female.

Includes:

- Thick Washer
- Thin Washer
- Screen



WPW10254672

DISHWASHER FITTING



3/4" X 3/8"
Compression
W10685193

**DISHWASHER & DISPOSER
AFFRESH**

Cleans &
Removes
Odors
6 Tablets per
Pack

W10282479



DISHWASHER PARTS

Whirlpool

SPINNER THIRD LEVEL WASH



8193983
with Plastic
Retainer



8193768
with Plastic
Retainer

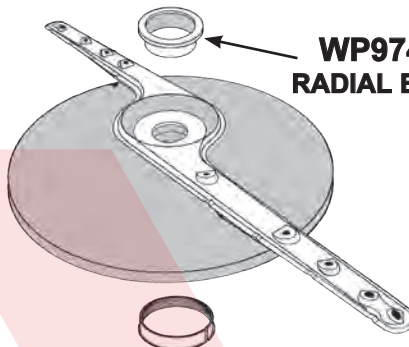
LOWER SPRAY ARM ASSEMBLY



WP9742945
NUT



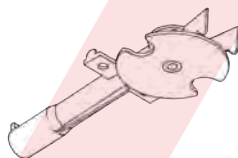
WP9742946
RADIAL BEARING



WP3376846
LOWER SEAL

WP8268874
SPRAY ARM
(Light Gray)

WHITE PLASTIC TOP SPRAY ASSEMBLY **WP3379369**



675808

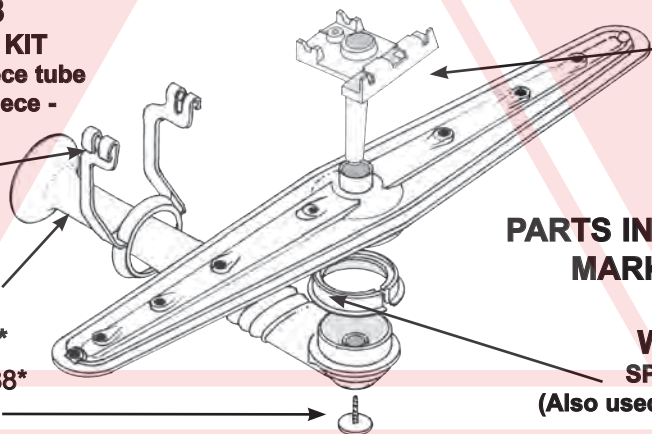
TUBE/ARM KIT

- Replaces 3-piece tube
with single piece -

WP3378186*
HOLDER

New Style
1-Piece
Tube Only
WP3378144*

WPW10349488*
(8533889)
SCREW



TOP MOUNT PIECE

WP8539324
(Top Tilted 10°)

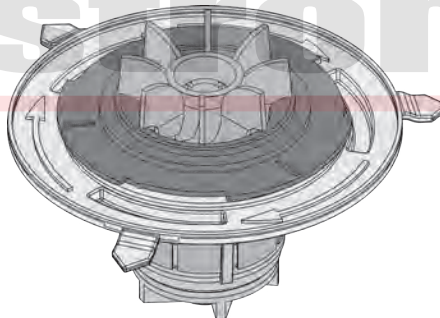
**PARTS INCLUDED IN KIT
MARKED WITH ***

WP3376846*
SPRAY ARM SEAL
(Also used with main spray arm)

WASH IMPELLER ROTOR ASSEMBLY

WP8194092

(FP# 525884P)
FISHER PAYKEL
MANUFACTURED
TWO DRAWER
DISHWASHERS



OEM
WHIRLPOOL

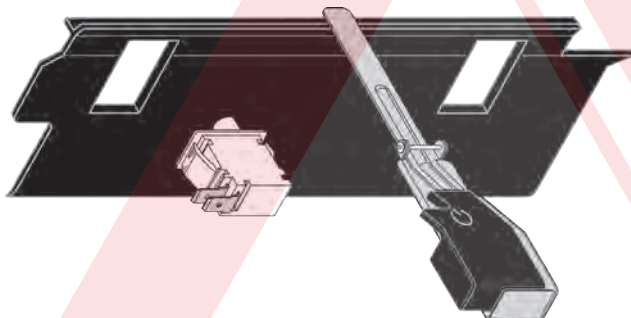
CONTINUOUS FEED DISPOSER

GC100XE
1/3 HORSEPOWER

WG1202XH
(GC2000XE)
1/2 HORSEPOWER

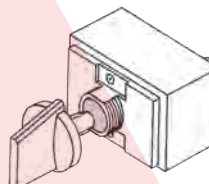


COMPACTOR LOWER DRAWER SWITCH ACTUATOR KIT Integrated Switching Redesign



W10342596

OFF-ON SWITCH KIT Replaces 608824, 776265, 776532 and others

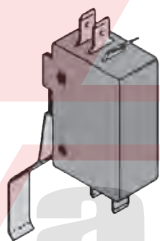
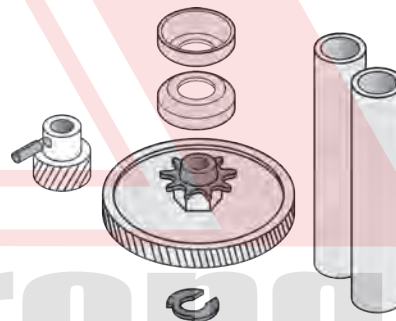


Includes two knobs for correct alignment. Also includes other mounting parts and instructions.

675382

Some replacements require enlarging mounting hole with 9/16" drill bit.

DRIVE GEAR KIT FOR COMPACTOR 882699



TWO-CLICK SWITCH
For top limit and motor reverse

WP777811

BAG CADDY

HEAVY
PLASTIC

13030RP



Helps remove full bag

SPECIAL COMPACTOR BAGS FOR KITCHENAID White Bags in 15-packs / Replace Other Colors

15"

W10165295RP

Replaces 4318922
AND KCB15P

Package of 15

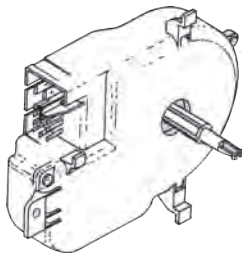


Paper Bags NLA
Use W10165295RP

LAUNDRY TIMERS

Whirlpool

WHITE PLASTIC -- KINGSTON DRYER TIMERS



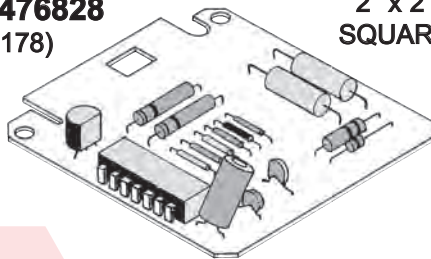
WP33002803
(3720660)

WP33002855
(3721230)

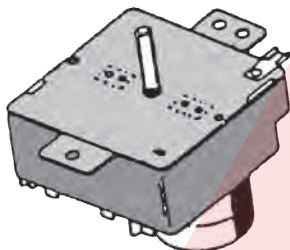
CONTROL BOARD FOR AUTO DRY

WPW10476828
(8558178)

2" x 2"
SQUARE



TIMERS FOR GAS & ELECTRIC DRYERS



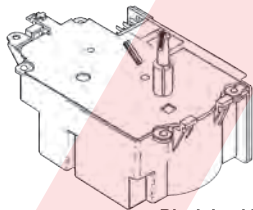
Part No.
WP3406725
WP3976568
WP3976569
WP3976570
WP3976576
WP3976577
WP3976584

Part No.
WP3979617
WP3979618
WP8299778
WP8299779
WP8299781
WP8299784
WP8566184

Part No.
WPW10185970
WPW10185972
WPW10185976
WPW10185982
WPW10186032
W10857612
W10894766

Call with number on old timer for quick, positive I.D.

MOST POPULAR QUICK DISCONNECT TIMERS FOR WHIRLPOOL AND KENMORE WASHERS

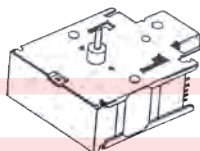


Black Locking Pin


PLASTIC TIMERS WITH
SPLIT SHAFT -- ACCESS TO REAR OF
TIMER TO REMOVE KNOB ** IN CHART

**COMPLETE
MODEL RE-
SEARCH AVAIL-
ABLE**

Part No.
285938
WP661549
WP661636
WP661649
WP3948357
WP3951769
WP3952499**
WP3953146**
WP8541939**
WP8557301**

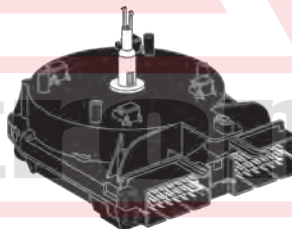


STANDARD
TYPE METAL
FRAME



Part No. **Type On Control**
WP22001025 A 208337
WP22001026 A 208338

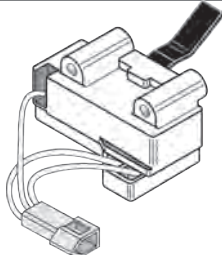
WASHER TIMERS - INVENSYS



Part No.
WP8577356
WPW10177827
WPW10199989
WPW10201447
WPW10243947


Whirlpool

DRYER SWITCHES



Door Switch for Newer Models

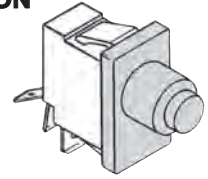
SPDT
3 Wires
with Block



SPST
2 Wires
with Block

DOOR SWITCHES

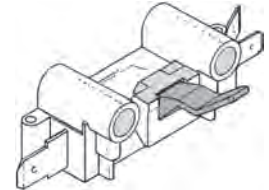
DOOR SWITCH
W/ SOFT BOOT ON BUTTON
WP8283288



SPDT-3 Wire

Part No.	Wires/Color	Length
WP3406102	2/Black	9½"
WP3406105	3/Grey	7"
WP3406107	3/White	4"
WP3406108	2/Grey	11"
WPW10569603	3/Black	5"
WPW10237959	2/Black	4"

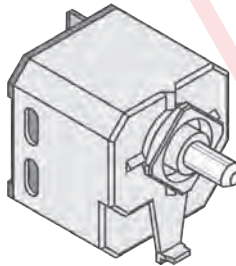
COMPACT
WP3391902



Also used as belt switch

3 WIRE
PTS RELAY ONLY
WHITE BODY
WP3398094

1½" Square Body



4 WIRE PTS RELAY & SELECTOR
WHITE BODY W/ BLACK SHAFT
WP3398095

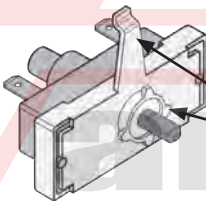
3 WIRE PTS RELAY
GREY BODY W/ BLACK SHAFT
WPW10593095

4 WIRE PTS RELAY & SELECTOR
GREY BODY W/ TAN SHAFT
WPW10117655

PUSH-TO-START SWITCHES


WPW10420741
PTS Switch

125-250V 15A 1/2 HP
Normally Open
Note Hub & Tab



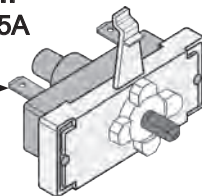
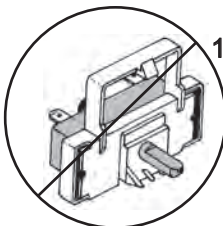
279173

Brackets & instructions
included
Replaces 12 other types



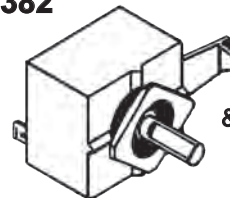
WP3977456
PTS Switch
125-250V 15A
1/2 HP

Normally Open



2-WIRE PTS
WP3395382

1" Square Black Body



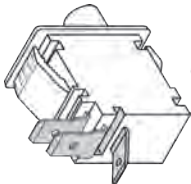
4-WIRE PTS
& ROTARY SWITCH
WP3395385

DRYER PARTS & VENTING

Whirlpool

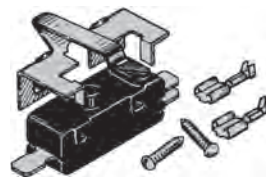
LATE MODEL – WHITE PLASTIC DOOR SWITCH

**-- MOST POPULAR --
3 Wire Replaces 2 Wire
(2) 1/4" & (1) 3/16" Terminals w/(2)
1/4" Female Insulated Terminals
W10169313**

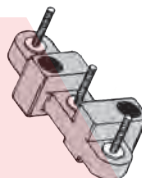


**W10820036
(279347)**

**LEVER ONLY
WP691581**



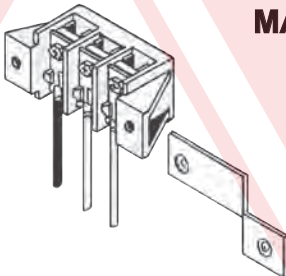
**— TERMINAL BLOCK —
NEWTON STYLE**



**3-STUD
BLOCK
WP33001244**

**PARTS FOR BLOCK
WIRE TERMINAL KIT WITH
NUTS/BOLTS**

**279318
NUT & BOLT KIT
279393
BARE PLASTIC BLOCK
WP3397659**



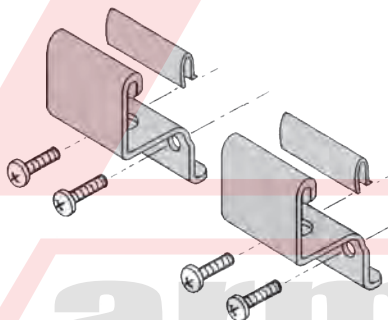
MAIN TERMINAL BLOCK KIT

Includes Wires, Terminals, Parts and
Instructions for Replacing 3-Post
and 4-Post Blocks

279320

Separate Parts
are Shown at Left

DUET LAUNDRY STACK KITS

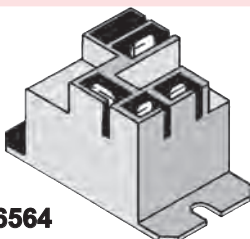


Includes All
Parts Shown.
Plus 2 Adhesive Strips &
Instructions

**STANDARD DUET
8541503**

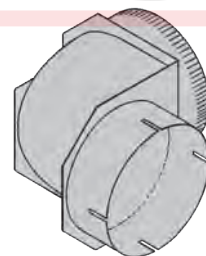
**DUET SPORT & EPIC Z
8572546**

**POWER RELAY
230V 30A
WP3405281
N.C. SWITCH**



Used With W10116564

**SHORT TURN
2" CENTERLINE RADIUS
SMOOTH ALUMINUM ELBOW
4396006RW**



OEM
WHIRLPOOL


LINT SCREENS INSIDE FRONT OF DRYER – NEWTON STYLE

FOR NEW MODELS



WP33001808

- NOT - SYMMETRICAL




WP33002970

SYMMETRICAL



WP33001003 Replaces
306665 &
306666

HERRIN STYLE – FOR OLDER DRYERS



WP53-0918

Left Guide 3/8",
Right 5/8"

LONG TRAY LINT SCREENS

LENGTH SHOWN INCLUDES
17½" SCREEN



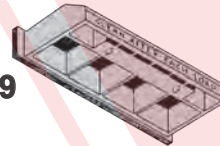
PLASTIC HANDLE FOR TOP
ACCESS
SEE HANDLE TYPES BELOW

BROWN
339392V



18¾" LONG

BROWN
WP349639




20¾" LONG

WHITE
WPW10717210
(8557882)



22¼" LONG

WHITE
W10874409
(8558467
8557884, 348855)



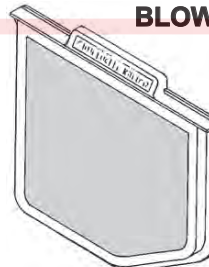
20¾" LONG

KIDNEY SHAPED SCREEN



KIDNEY SHAPED
LINT SCREEN
WITH COVER
W10828351
(8531964)

DRUM FRONT SCREEN FOR FRONT BLOWER DRYERS



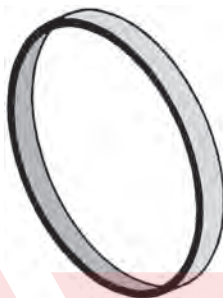
W10120998
(8066170)

12⅞" WIDE
10⅞" TALL

DRYER DOOR PARTS

Whirlpool

DRUM FELTS
FRONT & REAR
1 5/8" WIDE
WP314820
79" LONG - 25" DIA.
EACH DRYER USES TWO ALIKE



FOR LATEST MODELS
1 5/8" WIDE
WP33001807
78" LONG
FRONT & REAR

DOOR SPRING



SPRING

WP337186

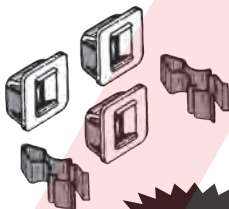
HIGH TEMP. RUBBER CEMENT

REPLACES
1300
3M YELLOW
ADHESIVE



WPY055980
2 OUNCES

**CLOTHES DOOR
LATCH KIT**

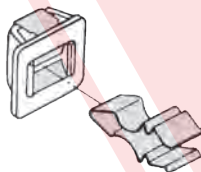


**MOST
POPULAR**

279570

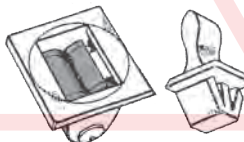
LATCH KIT FOR MAYTAG

LA-1003



ALL PLASTIC LATCH KIT & STRIKE

306436



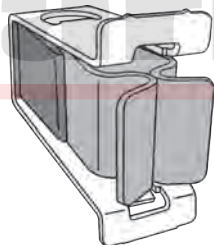
DOOR HANDLE

WHITE
6" LONG
W10861225



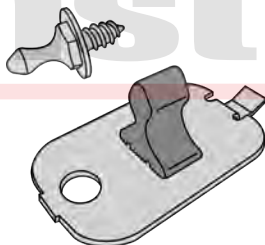
DOOR LATCHES & STRIKE FOR LATE MODELS

LATCH



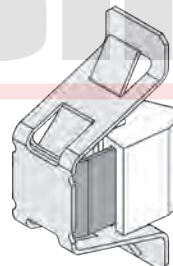
WPW10111905

STRIKE



W10295405

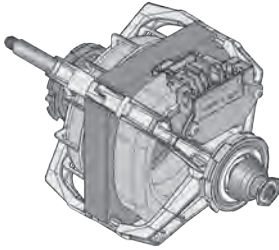
LATCH



WPW10610880

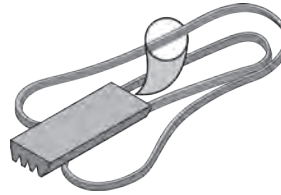
OEM
WHIRLPOOL

DRYER MOTOR THREADED SHAFT



SQUARE PORT MODELS
FOR LATEST TYPE WITH
"5H" TYPE DRUM BELT

INCLUDES PULLEY
WP2200376

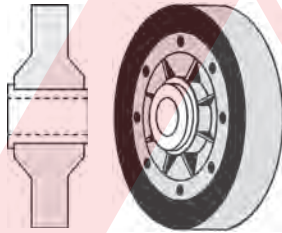


MULTIVEE
DRYER DRUM
BELT

Part No	Groove	Length
WP40111201	5H	94"

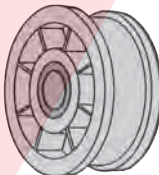
REAR DRUM ROLLERS & BELT IDLER ROLLER

REAR DRUM
ROLLER
IDENTIFIED
BY CROSS
SECTION
SHOWN



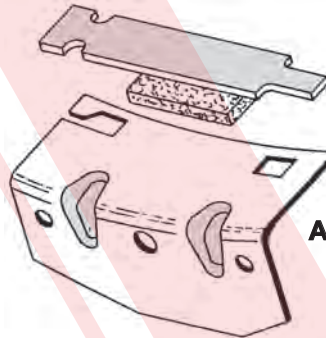
WP37001042

IDLER ROLLER



WPY54414

FRONT GLIDES FOR LATE MODELS



WP37001298
GLIDE

ANGLE BRACKET
WP37001036

IDLER ASSEMBLY



LEVER & PULLEY
ASSEMBLY
WP37001287

DRUM FELT SEAL - 24" DIA.



WP37001132



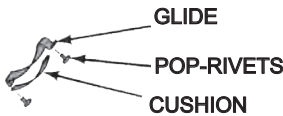
PANEL FILTER
for Late Models
WP37001142

DRYER PARTS - NEWTON STYLE

Whirlpool

FRONT GLIDE KIT

Includes parts as shown

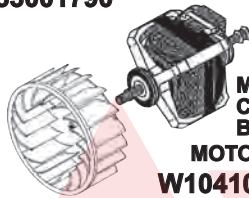


ORDER KIT NUMBER

306508

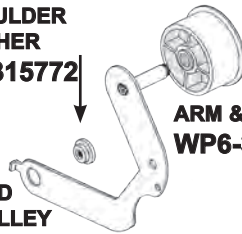
FOR LATER MODELS – REVERSE ROTATION

BLOWER BLADE
8 1/8" DIAMETER
33001790



MOTOR IS CLOCKWISE BLOWER END
MOTOR WITH PULLEY
W10410997 (6-3715110)
Shaft NOT Threaded

SHOULDER WASHER
WP315772




ARM & SHAFT
WP6-3705180

IDLER ROLLER
2" DIAMETER
WP6-3700340



DRUM BELT
WP33002535
(33001777,
3713880)

MOTOR WITH PULLEY
WP33002795 (2201832)
Threaded Shaft



REAR DRUM ROLLER KIT

12001541

KIT INCLUDES ROLLER & 2 FIBER WASHERS

Note - Fiber Washer
Replaces Wave Washer



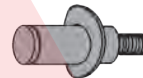
WP9703438
TRUARC RING



WP312535
FIBER WASHER



TWO USED PER DRYER



WP6-3129480
SHAFT



WP33001443
NUT

ORDER OTHER PARTS AS NEEDED

FIBER WASHER REQUIRED

POPULAR MODELS – MOTOR IS CCW – BLOWER END

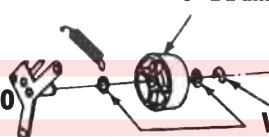
W10410999 (Y303358)
MOTOR (with switch)

WP9703438
LOCK RING



WP6-3033630
ARM

WP6-3037050 **ROLLER**
3" DIAMETER



WP354987
LOCK RING



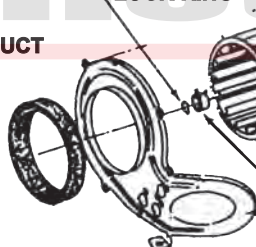
WPY312959
DRUM BELT

GUIDES FIT
33001003
SCREEN



DUCT

WP9703438
LOCK RING




WP312967
CLAMP

PLASTIC BLOWER HOUSING

Y303836 **BLADE WITH CLAMP**
7 1/2" DIAMETER

OEM
WHIRLPOOL

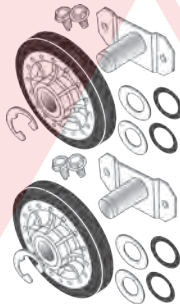
FOR DRYERS WITH FAN ON MOTOR SHAFT



RIGHT FRONT GLIDE KIT
Includes Right front glide & pad
LA-1006

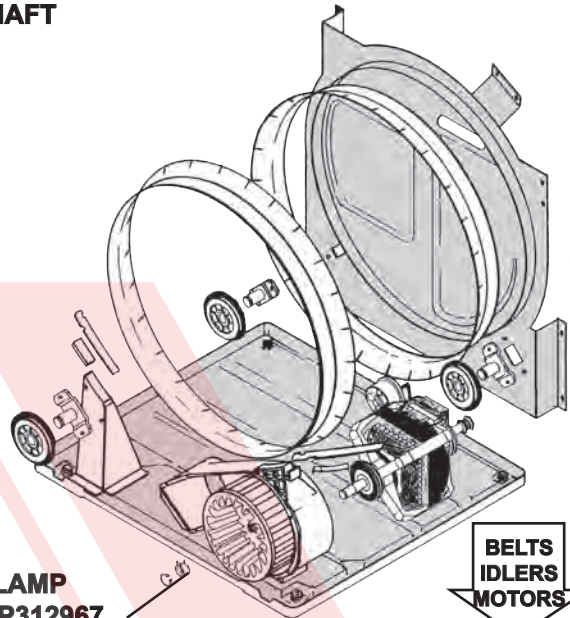
REAR DRUM ROLLER KIT

Includes 2 each, Roller,
Shaft & Parts
LA-1008



**REAR DRUM
ROLLER ONLY**
WP31001096
ROLLER (2)

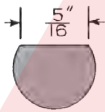
CLAMP
WP312967



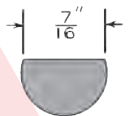
**BELTS
IDLERS
MOTORS**

8" BLOWER WHEELS

FITS SHALLOW "D" SHAFT 5/16"
WP53-0106 (31001043)



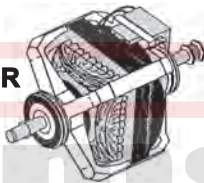
FITS DEEP "D" SHAFT
7/16" SHAFT FLAT
W11497304



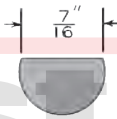
USES SINGLE CLAMP
MOTOR BASE



MOTOR

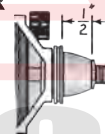


DEEP "D"
USE **W11497304** BLOWER



SHORT SHAFT MOTOR

W10410996
(31001589)



DRUM BELT



5 - Ridge Replaces
4 - Ridge

92" LONG - 920H5
341241
(31531589)

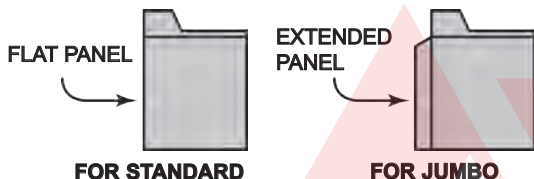


ROLLER ONLY
WP31001344

DRUM ROLLERS • BELTS & IDLERS

Whirlpool

— DRYER DRUM DRIVE REPAIR KITS —
**4392067 • 27" DRYERS &
 FOR DRYERS W/ BLOWER IN FRONT
 INCLUDES
 BELT (BROWN BACK) 4 - DRUM ROLLERS &
 IDLER ROLLER ASSEMBLY.**



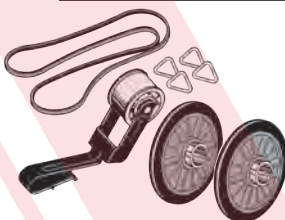
**4392065 •
 FOR DRYERS W/ BLOWER IN REAR
 INCLUDES:
 BELT (BROWN BACK) 2 - DRUM ROLLERS
 & IDLER ROLLER ASSEMBLY**

BELTS

MULTIVEE DRYER DRUM

Part No.	Desc.	Length
3394652	780H4	78"
341241	920H4	92"
* 661570V	930H4	93"
* WP8547157	940J4	94"
WP8547168	920H4	92"
WPW10198086	920H5	92"

* Brown backed belts – use with 691366 or 3394332 ORIGINAL EQUIPMENT BELTS – FINEST QUALITY



▼▼▼ 3J ▼▼▼ 4H


▼▼▼ 4J ▼▼▼ 5H

Call for quotation on large quantities



DRUM SUPPORT ROLLER & PARTS

**349241T
 TWIN ROLLER KIT**
 INCLUDES TWO
 IMPROVED DESIGN
 ROLLERS
 FOUR TRI RINGS

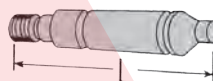


STANDARD DRUM ROLLER
 TREAD 3/8" WIDE ON GREY
 WHEEL



WPW10512946
 (690997)
 TRI RING

ROLLER SHAFTS



RIGHT SIDE L=3-3/16"

WPW10359269

(339489)

LEFT SIDE L=3"

WPW10359270

(3399506)

DRUM ROLLER
 Used on Samsung
 Built Dryers
 Blue Center



WPW10177428
 (DC97-16782A)

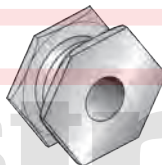
**HEAVY DRUM
 ROLLER USED
 ON "DOTT"
 MODELS**

WPW10314173
 (Mold# W10314171)



GREEN CENTER

BLOWER PULLEY & BELT

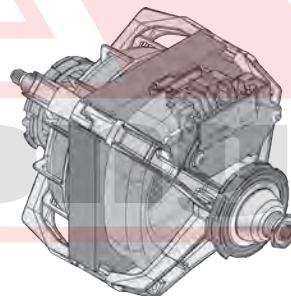


WP8544739



**BLOWER
 BELT**
 WP8544742
 220J3 (22")

MOTOR FOR DUET DRYERS



W11364931

120V, 60Hz, 5.4 Amp,
 1/3 HP Inc.
 WP8066184 Pulley

OEM
 WHIRLPOOL

Whirlpool

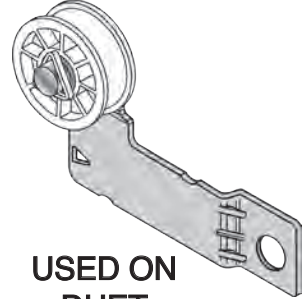
IDLERS • MOTORS & BLOWER



**IDLER ASSEMBLY
WP691366**

IDLER ASSEMBLY
Used on Cabrio Dryers
8547174V

**IDLER ASSEMBLY
W10837240**



**USED ON
DUET
DRYERS**

WPW10547292

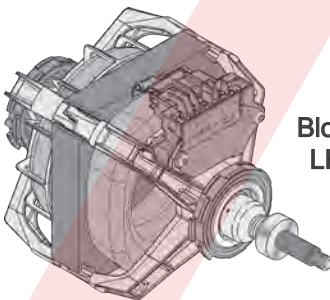
IDLER ROLLER KIT

279640



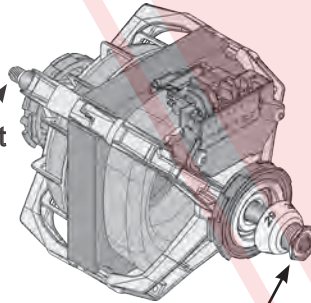
Use with
8547168
Belt

DRYER MOTORS WITH PULLEY



SINGLE 3/4" SHAFT
For Factory - Stack Dryers
-Drum Rotates Other Way-
279811 (3395655)

Blower Shaft
LH Thread

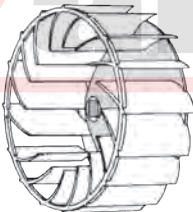


**MOST POPULAR
1 1/4" SHAFTS**
(Includes Pulley)
279827
(3395652, 695925)

**PULLEY ONLY
FOR 279827
WP8066184**

**SHORT SHAFT
MOTOR**
for Models
w Front Blower
("DOTT" Models)
Blower Shaft 1 5/8"
Drive Shaft 1 1/4"
279787 (3395654)

**FOR "DOTT" MODELS WITH
LINT SCREEN IN FRONT
Direct Drive Blower**
WP697772



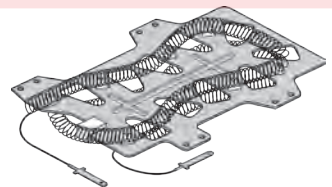
**7 1/2" Diameter
L.H. Thread to
Motor Shaft**

MOST POPULAR
Fits All Standard Models With
Blower In Rear
- LINT SCREEN ON TOP -
DIRECT DRIVE BLOWER
WP694089
(279711, 695499)

**8 5/8" Diameter
L.H. Thread to
Motor Shaft
Fits Most Older
Dryers**



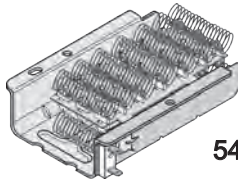
DRYER ELEMENT
WP35001247
(DC47-00019A)
240V 5300W



DRYER HEAT - ELECTRIC

Whirlpool

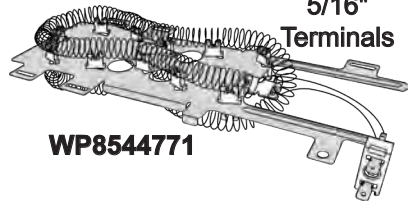
**POPULAR STYLE FOR LATE MODEL DRYERS
"PATENTED"**



279838
Single Coil • 2 Terminal • 5400W

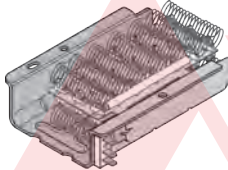
SINGLE 2 TERM.
5400 Watts **279838**

**FITS LATE MODELS 5400 W 240 V
5/16"**



WP8544771

**Dual Coil
3 Terminals**

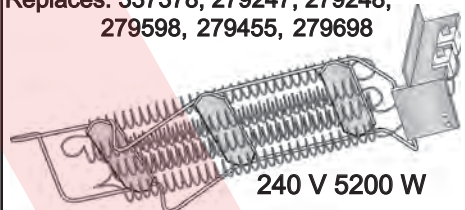


Wattage	Part No.	Terminals
5400/2700W	WP3401338	(1) - 5/16" (2) - 1/4"
5400/2700W	WP8573069	(2) - 5/16" (1) - 1/4"

WP4391960 HEATER

**HEAVY 5/16 TERMINALS & LARGE
TURN WIRE ON POINT SUSPENSION**

Replaces: 337378, 279247, 279248,
279598, 279455, 279698



240 V 5200 W


**FOR MODELS W
BLOWER IN FRO**
5/16" Terminals
240 V 5400 W
WP3387747



Order separately if needed:
NO LONGER SUPPLIED W/HEATER

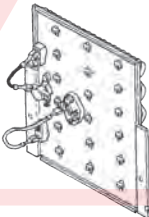
279457

ADAPTER WIRES



**HEATING UNITS FOR AMANA STYLE DRYERS -
8" X 10" METAL PLATE**

5350 WATT
LARGE COIL
WPY503978



5000 WATT
LARGE COIL
61927 (56047)


No Thermostats
are Included

Includes R9900489
Thermostat Kit and
Instructions

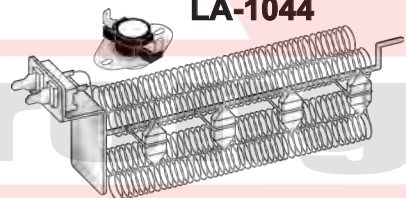
**FOR HERRIN STYLE DRYERS
HEATING ELEMENT KIT**

240V 4750W
INCLUDES 53-0771 HI LIMIT
LA-1044

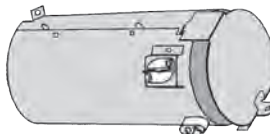
FOR MAYTAG
15 1/2" LONG
2-PIECE TUBE
WPY303404



**RESTRING
ELEMENT**
WPY313538
240V 5KW



**LATE MAYTAG DRYERS COMPLETE ASSEMBLY
WITH HEAT SHIELD AND FUSE WP307178**



240V 5.3KW

INCLUDES
308612 HEATER
307473 THERMAL FUSE
END HEAT SHIELD

HEATER SUB-ASSEMBLY

**IN 12" TUBE
NO EXTRA PARTS**
5.3KW WPY308612
(308615, 308617)

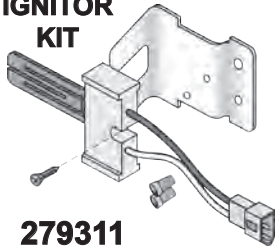


12" LONG
1-PIECE TUBE

OEM
WHIRLPOOL

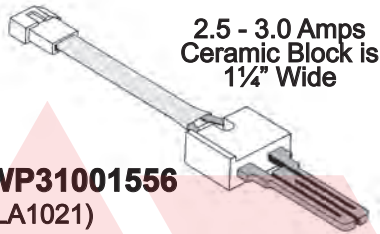
HOT SURFACE IGNITORS

IGNITOR KIT



279311
Will Replace
338900

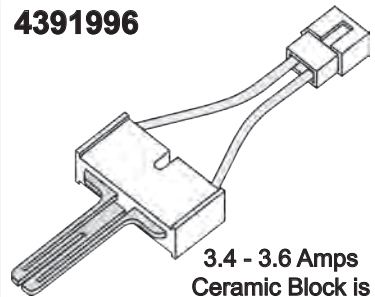
FLAT TYPE REPLACES ORIGINAL ROUND STYLE



WP31001556
(LA1021)

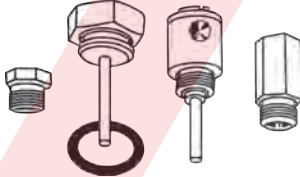
2.5 - 3.0 Amps
Ceramic Block is
1 1/4" Wide

4391996



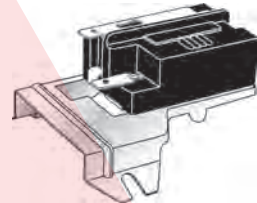
3.4 - 3.6 Amps
Ceramic Block is
2" Wide

CONVERSION KITS FOR "M" OR "K" SERIES



MAL9000AXX
w/Complete Instructions

SENSOR

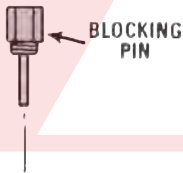


WP338906

49572A

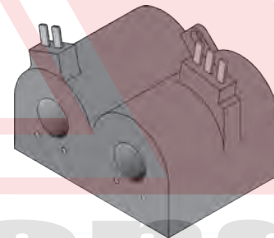
L.P. GAS CONVERSION KIT

Convert natural gas burners to L.P. Gas – identify by sticker requirement on original burner assembly for use by trained technicians – orifices & instructions included



COIL SET

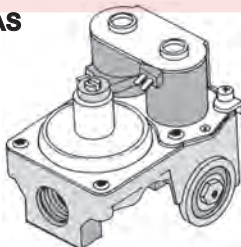
WPW10328463




"M" SERIES VALVE FOR LATER MODELS

VALVE ASSEMBLY NATURAL GAS

279923
(W10500695)
Complete with
wiring harness



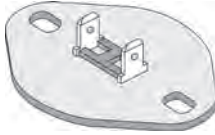
COIL KIT



279834

DRYER THERMOSTATS

Whirlpool



THERMISTOR TEMPERATURE CONTROL

SCREWS 1 1/8" O.C.

WP8577274

10KΩ (70°F)

1/4" Term.

THERMAL FUSES

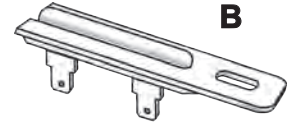
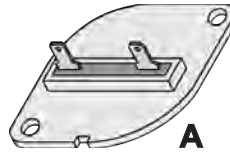


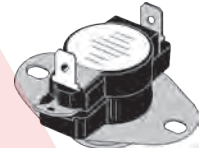
Fig	Part No	Temp	Term
A	WP306604	84°C-183°F	1/4"
A	WP307473	117°C-243°F	1/4"
A	WP3390719	91°C-196°F	3/16"
B	WP3392519	91°C-196°F	3/16"
B	WP3399849	91°C-196°F	1/4"
B	WP33001762	84°C-183°F	1/4"

FOR NEWTON STYLE MAYTAG DRYERS

Part No.	ST/DT-H	Temp.
303392	Use WP694674	L140-1
WPY304475	DT	L140-2
WPY304474	DT	L150-2.5
WP307249	DT-H	L150-2.5

F – CLOSE ON RISE L – OPEN ON RISE

OPERATING THERMOSTATS



DT-DOUBLE THROW
H-HEAT ASSIST

↓ FOR HERRIN STYLE DRYERS ↓

Part No.	Terms	Temp°F	Notes
WP53-0771	2	248	SEE KIT BELOW
WP53-1107	2	145	Oper. Therm-Diff. 25°F



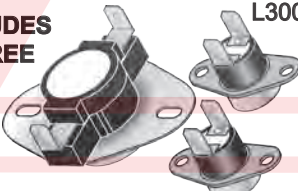
HERRIN-STYLE FUSE/HI-LIMIT – ELECTRIC & GAS

KIT INCLUDES ALL THREE

L300 FUSE PINK DOT

LA-1053

L248 FOR ELECTRIC DRYER HI-LIMIT –OPEN DISC–

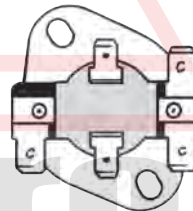


L240 FOR GAS DRYER HI-LIMIT

KIT INCLUDES THERMAL FUSE & HI-LIMITS FOR GAS & ELECTRIC DRYERS

OPERATING THERM W/ 240V Anticipator L146-25

WP31001192
(53-2880)



FLUSH HI-LIMIT
WPW10116735
(Y62641)

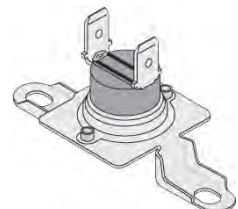
STYLE G-1
L225

AMANA
Style

ONE-TIME LIMIT

WP40113801

REPLACES THIS (62600)

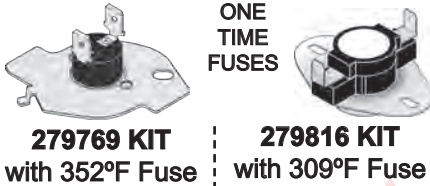


OEM
WHIRLPOOL

Whirlpool

DRYER THERMOSTATS

HI-TEMP CUT OUT KITS



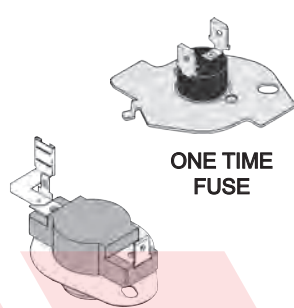
279769 KIT with 352°F Fuse
279816 KIT with 309°F Fuse

Both Kits Include:
WP3390291
 (L250-8F) AUTO RESET
 Available as separate part

279973 KIT
 with 352°F fuse and

WP3391914
 (L295-8F) Auto Reset
 Available as Separate Part

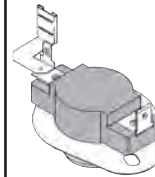
HI-TEMP CUT OUT KIT



ONE TIME FUSE

W10900067
 w/ 309°F Fuse &
WP3977767 (L250-80)
 Auto Reset Thermostat w/
 Special Terminals

AUTOMATIC RESET HIGH LIMIT w/ Special Terminals



L200-40
WP3404154
L250-80
WP3977767

HI-LIMIT SAFETY For Maytag Dryers

CLOSED DISC



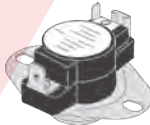
L200-3 **WP303396**
L220-4 **WP303395**

SPDT THERMOSTATS REPLACE MANY 2-WIRE TYPES For Whirlpool Dryers

	<u>Style</u>	<u>Temp °F</u>	<u>Part No.</u>
CYCLING	F	L140-2	WP344395
HI-LIMIT	G-1	L180-6	W11050897

WIRE TERMINALS & INSTRUCTIONS INCLUDED

STYLE "F"

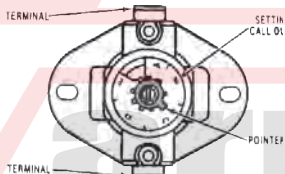


DOUBLE-THROW THERMOSTATS
 N.C. 1/4 MALE
 N.O.3/16 MALE
 COM. 1/4 FEMALE

STYLE "G-1"




ADJUSTABLE BUTTON THERMOSTAT **WP694674**



Includes cross reference
 Range from
 135°F to 155°F

SENSOR ELECTRODES

(2 Per Dryer)
 7" Sensors Monitor Moisture at Filter Housing



Order Two
WP3387223

OPERATING THERMOSTAT THERMAL LIMIT

With 120V heat anticipator



WP3387134
 L155-25

WP3398128
 L145-20


2W heater has
 3/16 terminals



1/4" terminals
 91°C (196°F)
WP3403607

89°C (192°F)
WP8572767

HI-TEMP CUT-OUT KIT FOR DUET



280148 (KIT)
 with 352°F fuse and

WP8557403
 (L295-8F) Auto Reset
 Available Separately


DRYER PARTS

Whirlpool

DOOR HANDLE

WHITE PLASTIC
WITH
SILVER
TRIM

WP686711

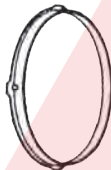


FOAM GASKET STRIPS WITH PRESSURE ADHESIVE



<u>Cross-Section</u>	<u>Long</u>	<u>Part No.</u>
5/8" X 3/8"	28"	WP339956
3/8" X 1/4"	26"	W11415783

PLASTIC BEARING RINGS FOR DRUM FRONT



<u>Part No.</u>	<u>Pieces</u>	<u>Dia.</u>
279441	2	24"
WP3394508	1	14"
WP3394509	1	16"

FRONT BEARING SUPPORT KITS

For standard models used with 3394508 and 3394509 rings shown at left.

279264



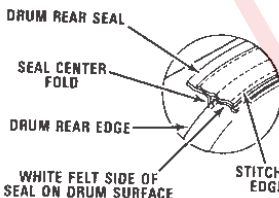
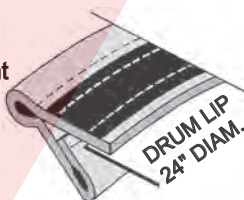
For large capacity wide opening models used with 279441 ring shown at left.

W11035878
(W10663510)

FRONT & REAR DRUM SEAL FOR "DOTT" MODELS WITH FRONT BLOWER

280114

Kit with Cement
2 Oz. TUBE



WHITE FELT SIDE OF SEAL ON DRUM SURFACE

STITCHED EDGE



I.D. By Length and Stitch Colors

DRUM INTERIOR LAMP

120V 10W

Candelabra Base

WP22002263

(17512, 3406124)



Stitched Rows (3) May Be Red, Green, Blue, or White.

<u>Part No.</u>	<u>Dia.</u>	<u>Long</u>	<u>Stitch Colors</u>
279408	25"	79"	Red-White-White
W10612022	25"	79"	Green-Blue-Blue
239087	26"	82"	Green-White-White

TOP CLIP - METAL

MAYTAG
FRONT TOP CLIP
WP22001650



WP18776
BLACK

TOP PANEL MOUNTING

TOP HINGE

WP62780



OEM
WHIRLPOOL

LEVELING LEGS

DRYER 1" BASE

49621

(40021,
3392100)



METAL FOOT
with Plastic Foot Pad

3/8" – 16 threads

WPW10001130

(389102)



CONTROL KNOBS

Used On
Washers
& Dryers
with
Electronic
Controls



1/4" D Stem

Flat Down

1/4" Extension

GREY **WP8181859**

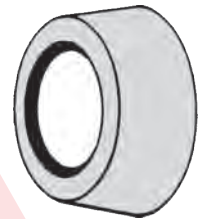
2" DIA. CUSHIONED WASHER TIMER KNOBS

• METAL WITH 1/8" DIA. CENTER DISC

• 1/4"-20 THREAD

BLACK W/ SILVER DISK

WP3362624



FOR WASHERS & DRYERS

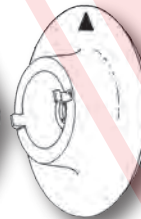
WHITE
INSERT

WP22001664



3" DIALS SNAP
INTO KNOB

GREY KNOB
WP22001659

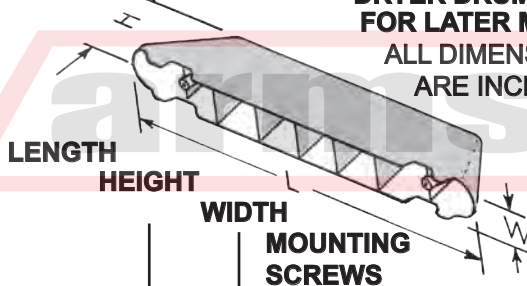


WHITE WASHER
DIAL

WP33001621

**DRYER DRUM VANES
FOR LATER MODELS**

ALL DIMENSIONS
ARE INCHES



L	H	W	O.C.	Part No.
17	4 1/4	2	12	WP33002032
17	3 1/4	1 1/8	12	WP33001755

UPPER
WP3388229



SERVICE PANEL CLIPS

LOWER
WP297092



FRONT
PANEL CLIP
W10854425
(3394083)

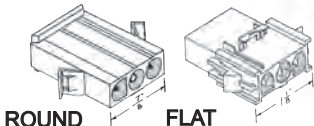


LID & DOOR SWITCHES

Whirlpool

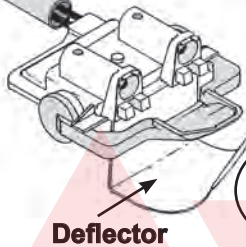
Plastic Protector Tube
Wires are Attached to Blocks

SWITCHES WITH WIRES & BLOCKS



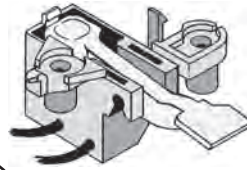
Length

Wire	Tube	Part No	Special Features
○	24" 14"	285671	
▭	19" 8"	WP3949238	Deflector
▭	27" 14"	3949247V	
○	36" 14"	WP3355458	
○	11" 8"	WP3355806	Sleeve on Block



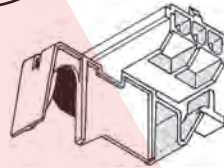
LID SWITCH ASSEMBLY

3 Inch Wires & Block
- Flat Terminals



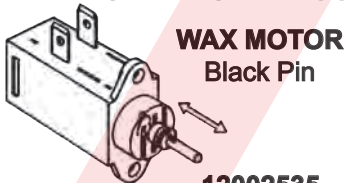
WP8054980

FOR LATER MODEL WASHERS



3 Flat Wire Terminals
WP8318084

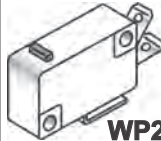
NEPTUNE WASHER DOOR LATCH PARTS



12002535

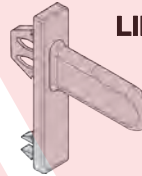
Also used on Dishwasher

SPIN SWITCH Two Wire • N.O.



WP22002162

LID SWITCH ACTUATOR



WHITE PLASTIC
WP358684

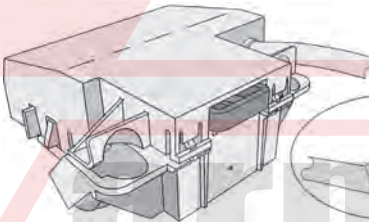
LID HINGE BALL

NEWTON STYLE
WP211726



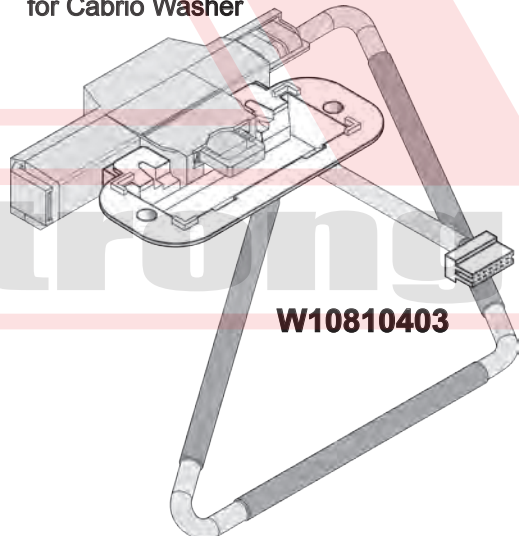
LID SWITCH ASSEMBLY
fits Maytag Bravos

WPW10619844



50½"
Harness

LATCH KIT WHITE
for Cabrio Washer




W10810403

LID SWITCH FOR OLDER WASHERS (& DRYERS)

W10820036)
(279347)

Kit with Lever



LEVER ONLY
WP691581

NEWER STYLE LID SWITCH

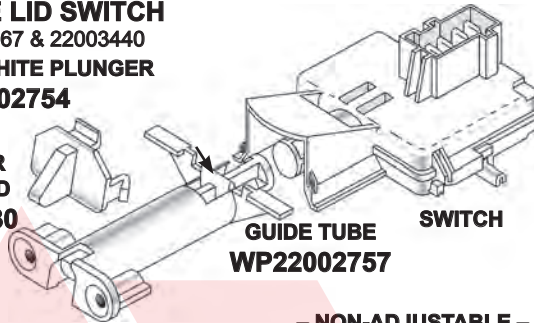
REPLACES 22001967 & 22003440

WHITE PLUNGER

WP22002754

BARE SWITCH
NOW AVAILABLE AS
SEPARATE PART
WP22003804

**ACTUATOR
CAM-ON LID
W10814230**



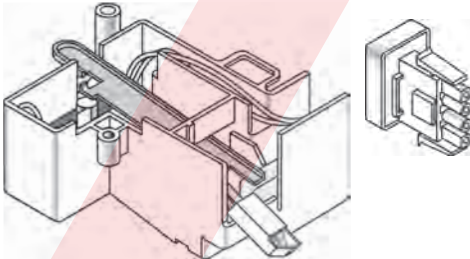
**12001908
KIT WITH PLUNGER
FOR ATLANTIS
USE WITHOUT
PLUNGER FOR
OTHER TYPES OF
WASHERS**

**INSTRUCTIONS
INCLUDED**

- NON-ADJUSTABLE -

12001514

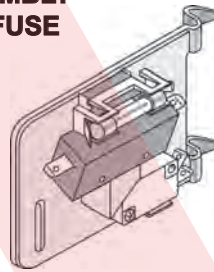
**SWITCH KIT WITH BLOCK
INCLUDES 22001682 LID SWITCH
SHOWN AT RIGHT**



**28" WIRES
- FOR STACK
W.D.
WASHERS**

**NEW STYLE LID
SWITCH ASSEMBLY
WITH 4 AMP FUSE**

WP22001682



**SAFETY FUSE
BLOWS WHEN LID
SWITCH STICKS**

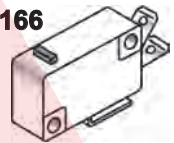
**FUSE NOT
AVAILABLE
NOT AVAILABLE
AS REPLACEMENT
ORDER SWITCH
ASSEMBLY**

**SWITCHES FOR 22001682 LID SWITCH
W10820036)
(205415)**



**ALSO USED
ON EARLY
MODELS**

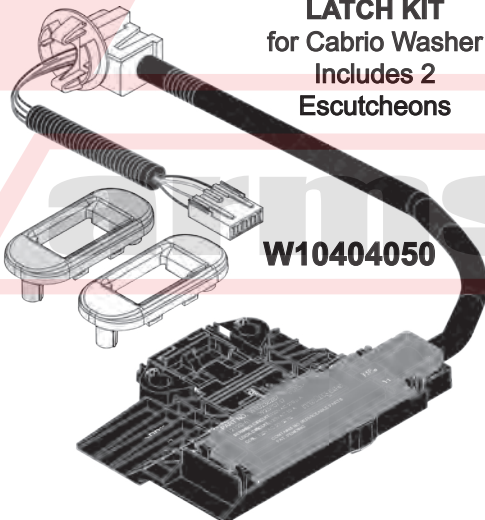
**CHECK SWITCH
WP207166**



LATCH KIT

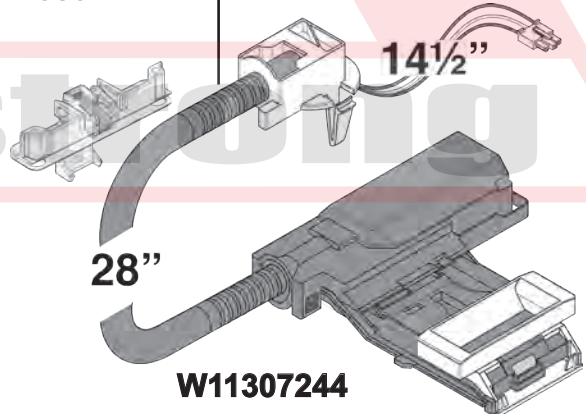
for Cabrio Washer
Includes 2
Escutcheons

W10404050



STRIKE

for VMW Washers
W10837741

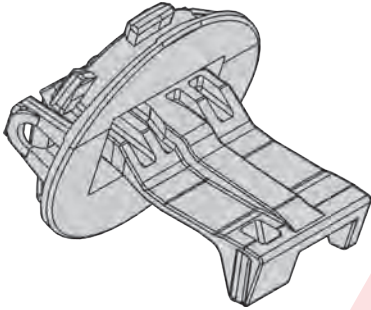


**LATCH ASSEMBLY
for VMW Washers**

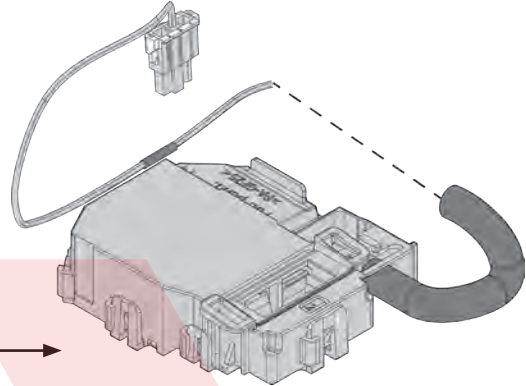
W11307244

WASHER PARTS

Whirlpool



**LID STRIKE
for TOP LOAD
WASHER
W11457841**

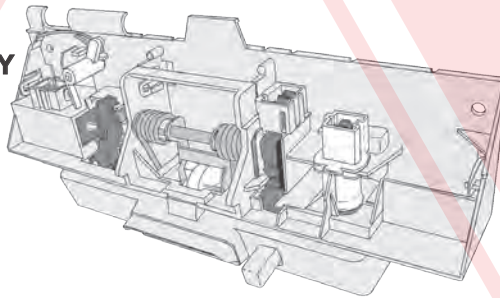


**LATCH ASSEMBLY
for TOP LOAD
WASHER
W11394572**

USED
TOGETHER



**DOOR LATCH ASSEMBLY
for Horizontal Axis
Includes Lamp
WP22003593**

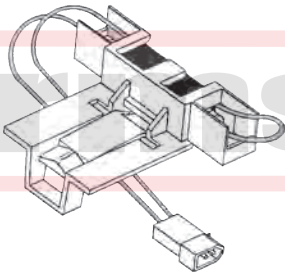


**10 WATT LAMP
-IN LATCH-
WP22002263**

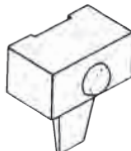


FOR HERRIN STYLE WASHERS LID SWITCH ASSEMBLY

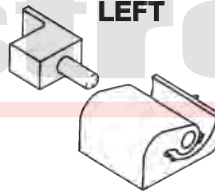
**PLASTIC
BRACKET
W/HARNES
& PLUG
12001187**



**PLASTIC
ACTUATOR
WP43-0057**



WASHER LID HINGE FITS RIGHT AND LEFT

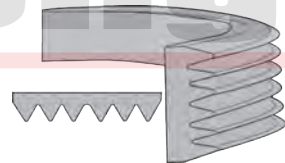


WP35-2045

WP35-2044

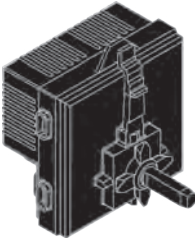
DRIVE BELT FOR NEPTUNE

**12001788
6J 27"
(21002040, 12001435)**




OEM
WHIRLPOOL

AUTOMATIC TEMPERATURE CONTROL SENSING SWITCH 7 Pin Harness



Part No.	Positions
WP8578335	7
WPW10179666	6
WPW10184148	4
WPW10292584	2

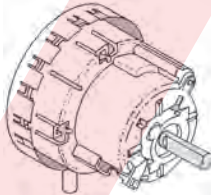


AUTOMATIC TEMPERATURE CONTROL & LOAD SENSING SWITCH
11 & 6 Pin Harness
WPW10248240

WATER LEVEL PRESSURE SWITCHES

WHITE PLASTIC 2 5/8" DIA.

Mfg. by Siebe

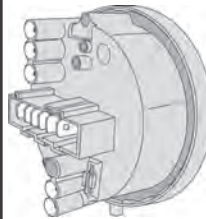


Color	Positions	Part No.
BLUE	INFINITE	W10339326
GREY	5W	10335056
RED	4	W10337780
GREY	3	*W10820051

* Includes pressure hose



PRESSURE SWITCH FOR DUET WASHER
WPW10415587

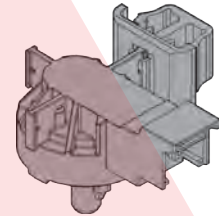


FIXED
6 Terminals

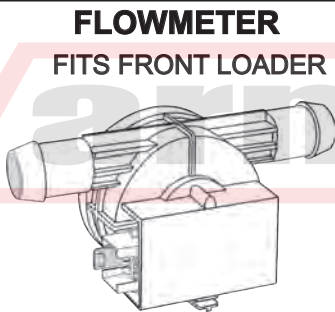
WPW10514214
(8181695)
Brown Top
White Base

WPW10163980
All White

WATER LEVEL SENSOR FOR DUET WASHER



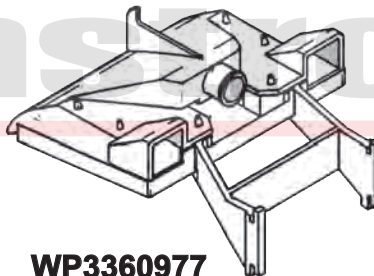
WPW10448876



FLOWMETER
FITS FRONT LOADER

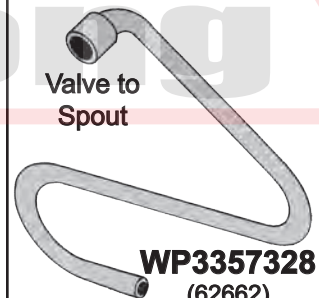
WPW10110225

INLET SPOUT (VACUUM BREAK)



WP3360977
TRANSLUCENT

LOW PRESSURE INLET HOSE



Valve to Spout

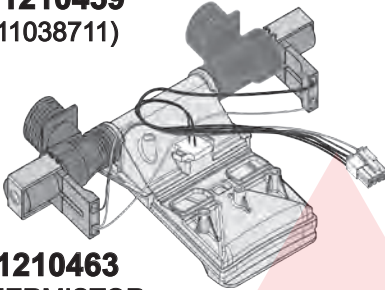
WP3357328
(62662)

WATER VALVES

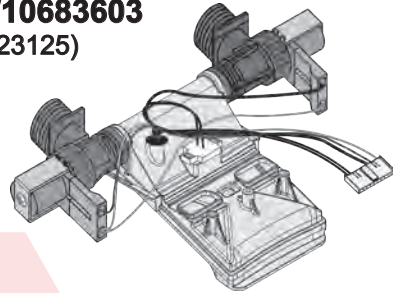
Whirlpool

INLET VALVE & VACUUM BREAK w/THERMISTOR

W11210459
(W11038711)



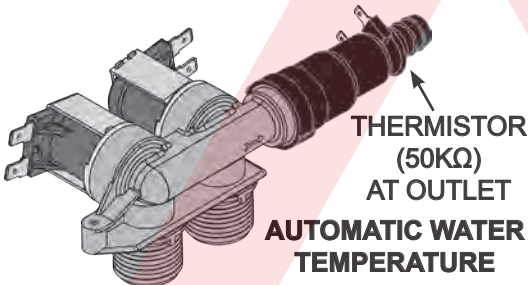
WPW10683603
(W10423125)



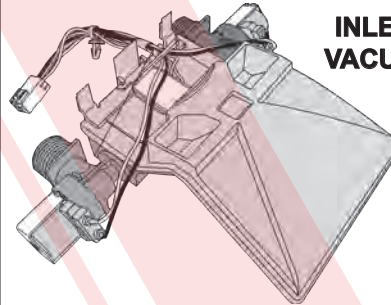
Note
Plug Type

W11210463
NO THERMISTOR

INLET VALVE & VACUUM BREAK



THERMISTOR
(50KΩ)
AT OUTLET
AUTOMATIC WATER
TEMPERATURE



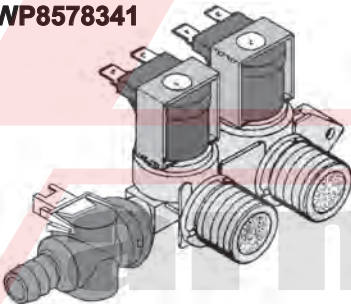
WPW10175893

Used with W10176591 Flowmeter

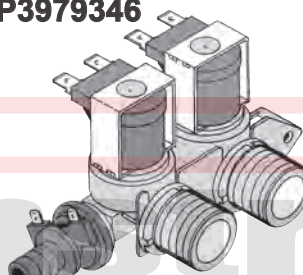
Part No.	Pins	Thermistor
W11038689	5	YES
WPW10144820	5	YES
WPW10140917	4	YES
WPW10140918	3	NO

AUTOMATIC WATER TEMPERATURE THERMISTOR (50KΩ) AT OUTLET

WP8578341

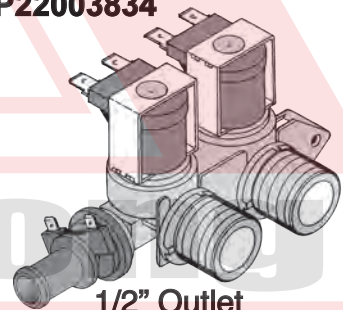


WP3979346



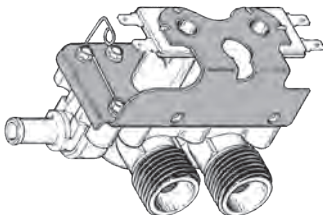
Hose Barb

WP22003834



1/2" Outlet

OLD STYLE METAL BRACKET MOUNT FOR NEWTON WASHERS



Part No.	Application	Voltage	Outlet Size
205613	Dom./Comm.	115V	3/8"
205614	Use 205613		
WP22001274	Late Models	115V	1/2"

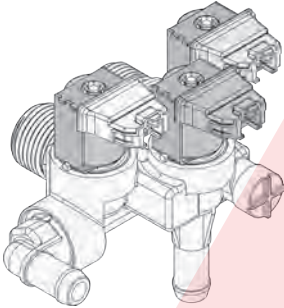
OEM
WHIRLPOOL

Whirlpool

WATER VALVES & PARTS

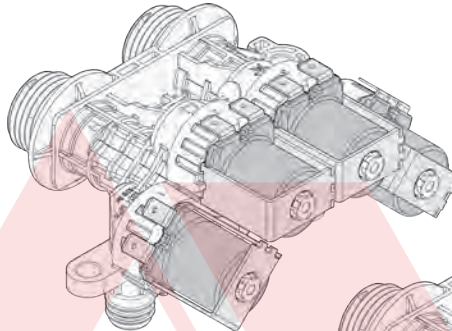
**3-COIL
2-INLET 2-OUTLET
VALVE**

WPW10247306
DUET Washers



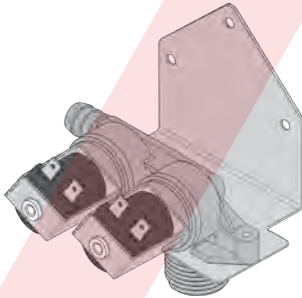
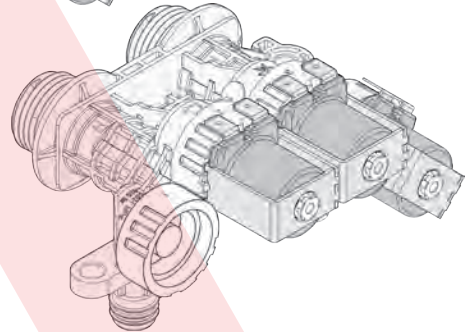
**4-COIL
2-INLET 3-OUTLET
VALVE**

W11165546
Cabrio Washers



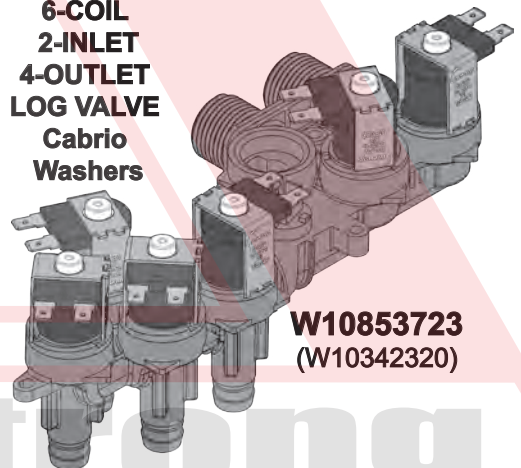
**3-COIL
2-INLET 3-OUTLET
VALVE**

W11220230
Cabrio Washers
W10853296, W10632527,
W10758829, W11096268



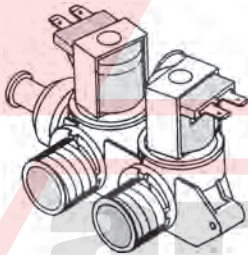
WPW10356257
**VALVE FOR
VMW WASHERS**

**6-COIL
2-INLET
4-OUTLET
LOG VALVE**
**Cabrio
Washers**



W10853723
(W10342320)

**INLET VALVE
WITH SIDE SCREW MOUNT**
Blue Body
WP22002360

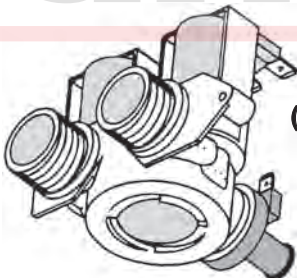


White Body
WP21001932

REAR OUTLET VALVE

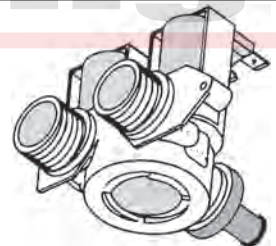
**WITH 50 K Ω
(70°) THERMISTOR
ON OUTLET**

12002158



**NO THERMISTOR
ON OUTLET**

Part No. Body
W10821146 Blue
WP22004333 Tan



WATER VALVES & INLETS

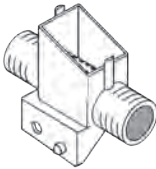
Whirlpool

FOR OLDER MODEL NEWTON WASHERS WITH SIDE MOUNT TUBE

206154 HOSE



WP22213057
PLASTIC TUBE



WP216201
RUBBER
SLEEVE



WP213015
NOZZLE

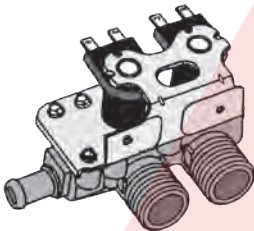


WP213013
VALVE HOSE

45° DEVELOPED
LENGTH

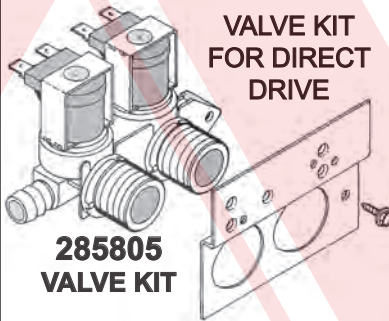


FOR BELT-DRIVE WASHERS



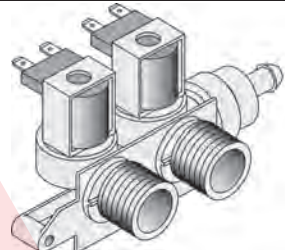
3/8" OUTLET 1/2" ADAPTER
W/ FLOW WASHER
WP358276

ENERGY SAVING
INLET VALVES



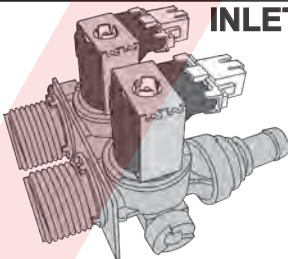
VALVE KIT
FOR DIRECT
DRIVE

285805
VALVE KIT



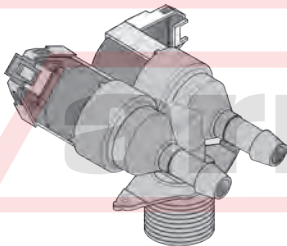

3/8" Outlet
WP8181694

INLET VALVES FOR FRONT LOAD MODELS

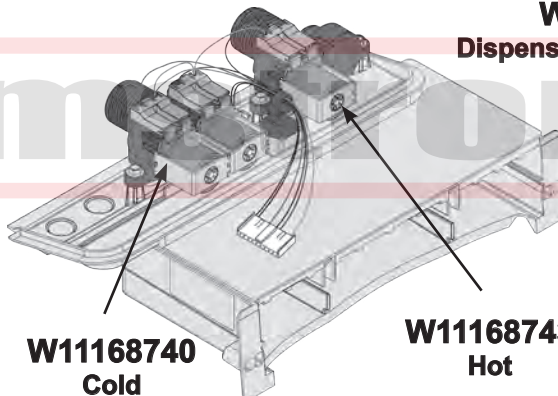


5 Watt Coils
1/2" Outlet
WP8540751

5 Watt Coils
3/8" Outlet
WP8182862



WPW10212596
Dual Valve



W11168740
Cold

W11168743
Hot

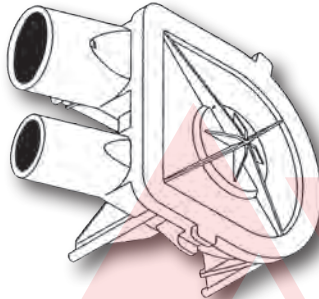
W11158805
Dispenser includes Valves

Whirlpool

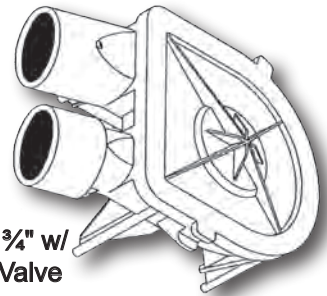
WASHER PUMPS

DRAIN PUMP
fits Most Direct Drive Washers
STANDARD OUTLET 1¼"

WP3363394



WP3363892
Oversize Outlet



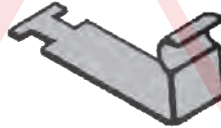
Outlet 1¾" w/
Check Valve

**DIRECT
DRIVE
PUMPS**

Removes
odor causing
residue in
HE washers
(3 Tabs per
pack)
W10135699



**PUMP MOUNTING
CLIP**

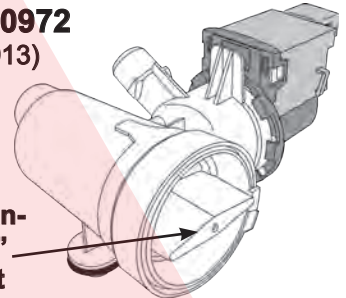


WP8546127

MOTOR & PUMP ASSEMBLIES
for Front Load

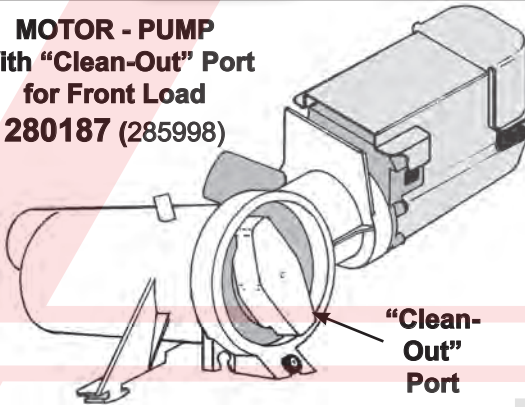
WPW10730972
(W10130913)

1" Inlet
1½" Outlet



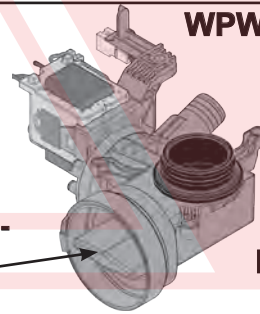
"Clean-
Out"
Port

MOTOR - PUMP
With "Clean-Out" Port
for Front Load
280187 (285998)



"Clean-
Out"
Port

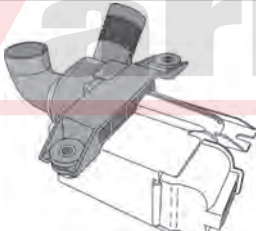
WPW10605427



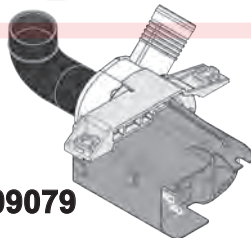
**Drain
Pump
Front Load**

"Clean-
Out"
Port

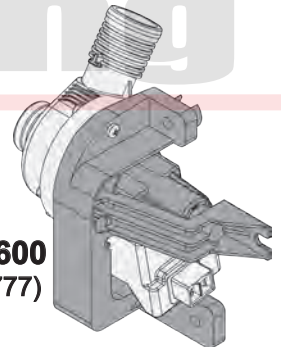
DRAIN - PUMP FOR CABRIO WASHERS
Includes Shield & Mounting Screws



W10536347
(W10217134)



WPW10409079



W10876600
(W10727777)

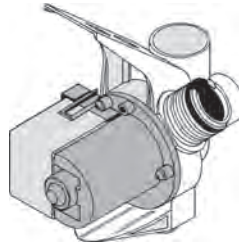
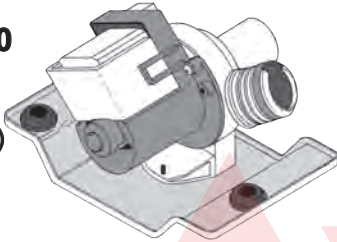
WASHER PUMPS & HOSES

Whirlpool

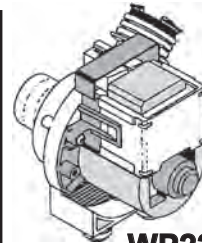
DRAIN PUMPS FOR NEPTUNE WITH SPECIAL CHECK-VALVE OUTLET

WP34001320

(34001340,
62902090,
DC96-00774A)



WP25001052

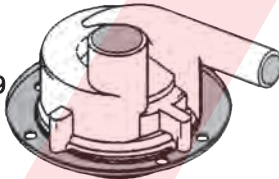


WP22003059

**LATE MODEL PUMP WITH
TOP INLET**

WP35-6465

(35-3834, 35-2099
21001906)



VERTICAL MODULE WASHERS (VMW)

Port at 9 O'Clock


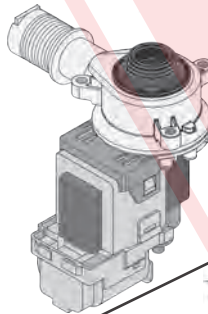
W11399437

1.2A W/Flap

Port at 11 O'Clock

WPW10276397

0.95A No Flap

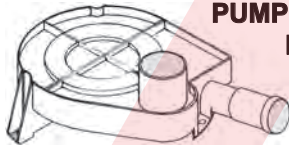


WPW10661045

1.2A W/Flap

FOR HERRIN STYLE

**PUMP FOR NEWEST
MODELS**



WP35-6780

(21002240)

AMANA STYLE

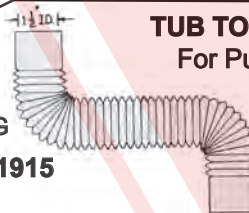
BELTS



4L (1/2"STD)

15" LONG

WP21001915



13" LONG

WP22003285

TUB TO PUMP HOSE

For Pumps Above

WP27001006 29 1/2"

WP27001007 30 1/2"

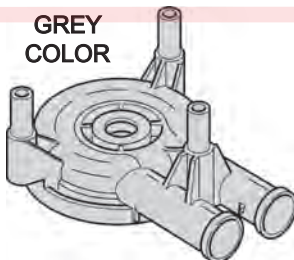
**PLASTIC IDLER
ROLLER**



2" Center Dia.
15/16" Tall
WP40045001

**FOR AMANA-STYLE
DIRECT DRIVE PUMP
205217P
(27001233)**

**GREY
COLOR**



7" Long Rubber End with 1/2" Elbow

1 1/4" I.D.

WP40053901

7' Long

CORRUGATED DRAIN HOSES

with Special End & Adjustable Elbow



67" Long

WP21001872

1 1/8" I.D.

OEM
WHIRLPOOL

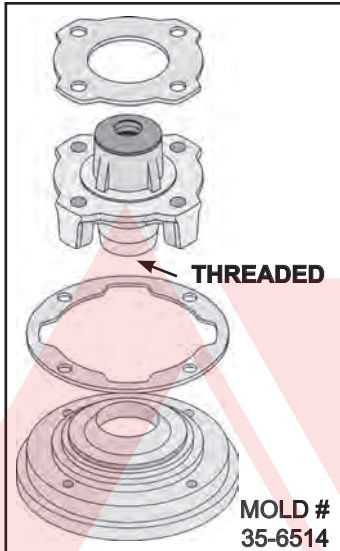
TUB & SEAL KIT

Used with
High Torque
Transmission
Below

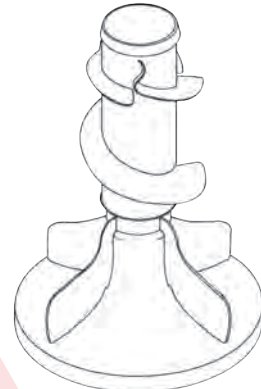
W10219156
(21002237)

**INCLUDES ALL
PARTS SHOWN,
SCREWS, AND
INSTRUCTIONS.**

**INCLUDES
PLASTIC TUB
SUPPORT WITH
SEAL &
BALL BEARING**



MOLD #
35-6514



**COMPLETE ASSEMBLY
WP3951744**

Includes: 3363003 Auger,
3951632 Agitator, 285809 Cam (w/Dogs),
3951608 Thrust Washer & Instructions

**PLASTIC
SNUBBER
WP21002026**

**Seal Nut Tool
22002898**

**Spanner
Wrench
35-2968**

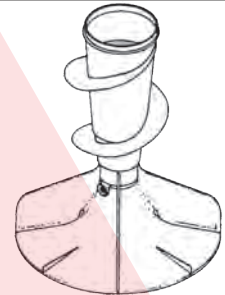
**PULLEY, CAM &
BEARING KIT
12002213**



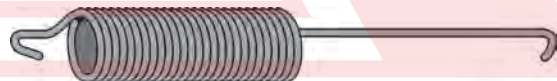
**8 TOOTH SPLINE WITH
LOCKING SCREW
ASSEMBLY
WITH ONE-WAY AUGER**

22001821

NEWTON STYLE
12" BASE DIAMETER



SUSPENSION SPRING
for Late Models 6 Used
WP21001598



PARTS FOR OLDER BELT-DRIVE WASHERS

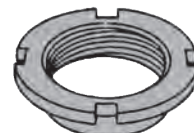
**BELTS FOR
WASHERS**

WP95405



1/2 x 47 1/2

**WP21366
TUB NUT**

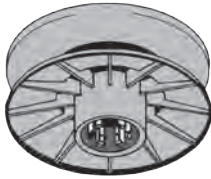


WASHER PARTS - HERRIN STYLE

Whirlpool

MOTOR PULLEY FOR OLDER WASHERS

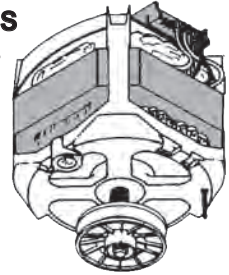
2³/₈" DIA. - BLACK COLOR



WP21001108

MOTOR W/PULLEY FITS ATLANTIS & OTHERS

**WP21001950
(35-6230)
TWO-SPEED**



USE OLD MOUNTING PLATE

Belts for Herrin & Newton Built Washers & Dryers

NEPTUNE



12001788 6J-27"
(12001435, 2040)

ATLANTIS AND OTHERS



WP22003483 3/8 VEE-50¹/₂"
(22002709, 62608400)

NEW HYBRID DRYER



WP33002535 5H92
(33001777)

HERRIN STYLE



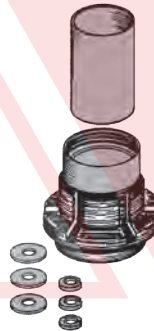
WP21352320 3/8 VEE
51 Inch

WASHER PARTS FOR NEWTON STYLE

Whirlpool



**6-2095720
STEM AND
SEAL KIT**



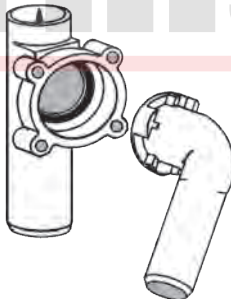
**6-2040130
BEARING KIT**

SIPHON BREAK

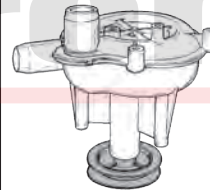
3-PIECE ELBOW

**206638
BODY**

**WPW10116738
ELBOW
(208847,
W10116737)**



**WP213045
12" HOSE**



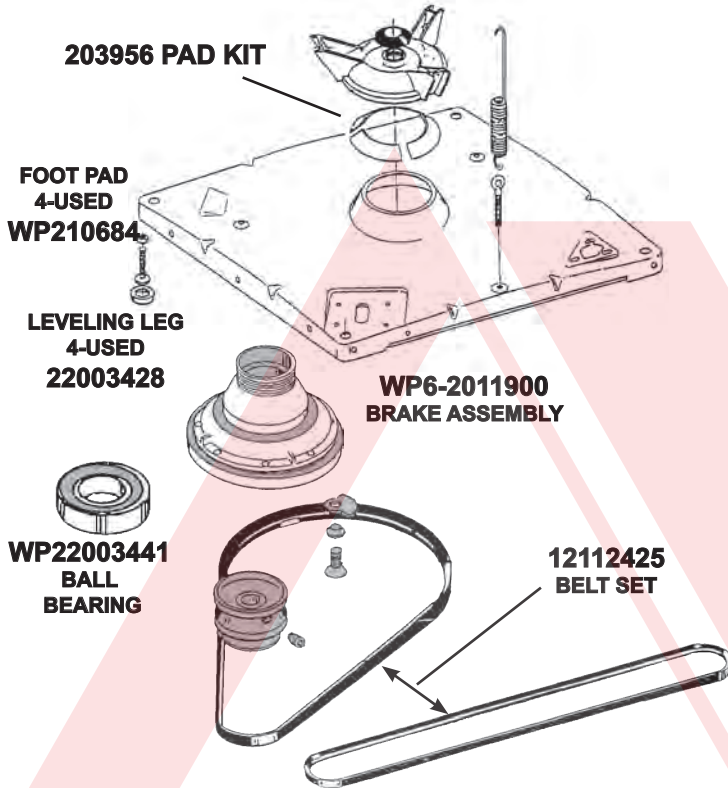
**WP6-2022030
PUMP**

**WP22001619
HOSE**



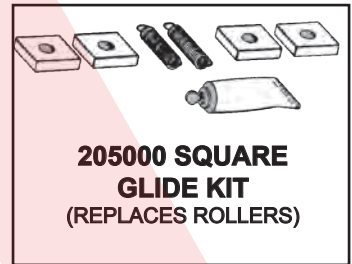

OEM
WHIRLPOOL

BASE PARTS



**MOTOR
12002351
1-SPEED**

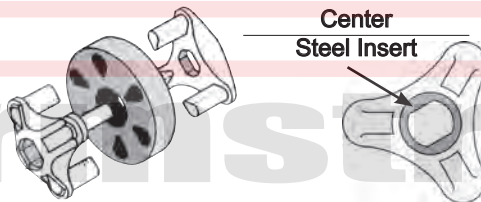
**12002353
2-SPEED**



Standard Coupling Assembly

Now with Reinforced
Center
Steel Insert

285753A



Heavy Duty Coupling Assembly

**5-PLY
CENTER
PIECE**
will replace
285753
285852A



**WP21366
TUB NUT**



**BASKET DRIVE
BLOCK
WP389140**

**W10814296
(383727)**



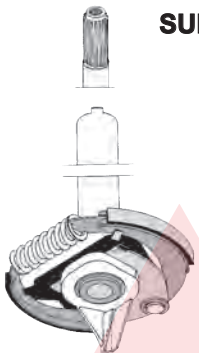
**INPUT SHAFT SEAL
KIT**
1" and 1 1/8" included
285352



DIRECT DRIVE WASHER PARTS

Whirlpool

DIRECT DRIVE TRANSMISSION PARTS

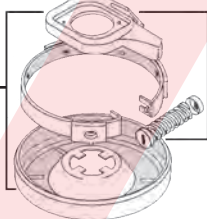


SUPER STRUCTURE ASSY. 13 1/2" TALL

with Brake Assy.
includes 285790 Clutch
Kit and Instructions

W10820043 ASSY
(285792)

CLUTCH KIT WITH DRUM 285785

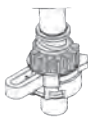


LINING KIT 285790

PINION



NEUTRAL ASSEMBLY 388253A

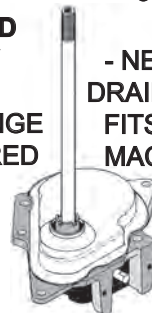


WITH
INSTRUCTIONS

TRANSMISSION ASSEMBLY COMPLETE 3360629

**BRAND
NEW
NO
EXCHANGE
REQUIRED**

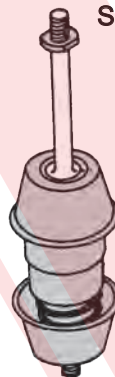
- NEUTRAL
DRAIN TYPE -
FITS MOST
MACHINES



COMPACT SUSPENSION SUPPORT

THREE USED PER
MACHINE
SOLD INDIVIDUALLY

3348258A (12")

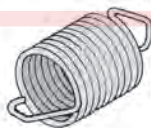


KIT OF 3
SPRINGS

W10207783 (11")



**RETAINER CLIP
3 REQUIRED
WPW10145155**



**SUSPENSION SPRING
3 REQUIRED
WP63907**



START CAPACITOR 189-227 MFD - 110V

1 1/2" Dia. 1/4" Spade Terminals

WP8572717
(482156)

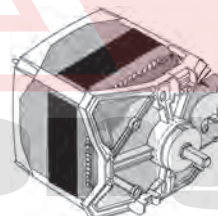


COUNTER WEIGHT SPRING

Used on full size &
compact washers
6 1/2" Long

WPW10250667

MAIN MOTOR



2-SPEED WP661600

(389248, 3951550, 8528158,
3363736)

3-SPEED WP3352287

OEM
WHIRLPOOL

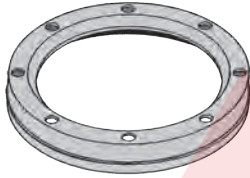
Whirlpool

DIRECT DRIVE WASHER PARTS

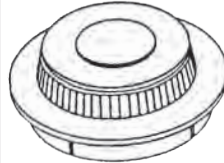
LIQUID FILLED TUB BALANCE RING

RING INCLUDES CLIPS

WP3956205



OUTER CAP WHITE PLASTIC

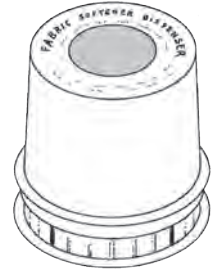


WP3355758

FABRIC SOFTENER DISPENSER

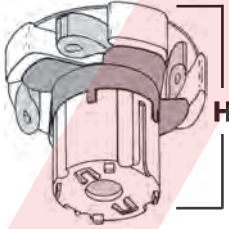
Fits 63753 & others

WP63594



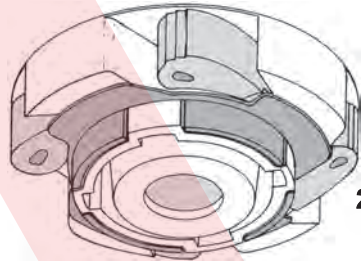
DOG CAM ASSEMBLY WITH DOGS & RETAINER

EXTRA LONG
CAM BODY
H=3½"
285748



MOST POPULAR
STANDARD H=2¼"
285746 ASSY.
REPLACED BY KIT
SHOWN BELOW

FOR LATER MODELS DOG CAM ASSEMBLY



285809

REPAIR KIT INCLUDES:
285746 CAM ASSEMBLY
285587 THRUST WASHER
3348855 O-RING SEAL

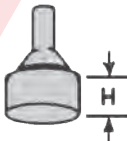
AGITATOR REPAIR KIT
285811

Dogs & Retainer Included

LID BUMPERS ADD "D" FOR 12-PACK

WP9724509

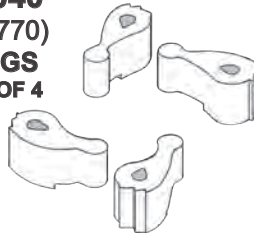
Grey
3/8"



80040

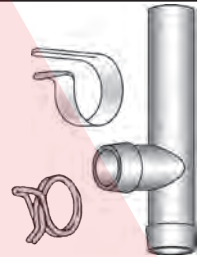
(285770)

DOGS
SET OF 4



SYPHON BREAK KIT

FOR PLASTIC
DRAIN HOSE
285320

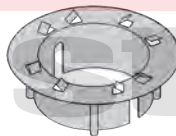


THRUST WASHERS

285587



WP3951608



**AGITATOR STUD
& GASKET**
WP358237



O-RING SEAL ONLY

WPW10072840

(3348855)



INNER CAP & SEAL

WPW10074580

(285551)

BLEACH BEZEL
WP3362952



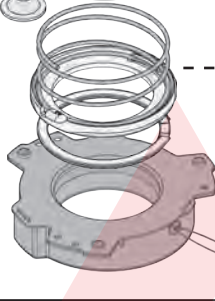
CABRIO WASHER PARTS

Whirlpool

TUB CENTERING SPRING
W10400895

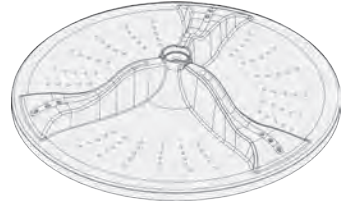


SLIDER
W10734521



CLUTCH
W10754448

WASH PLATE CABRIO



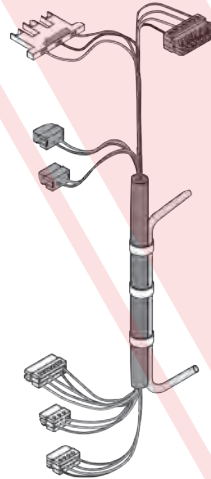
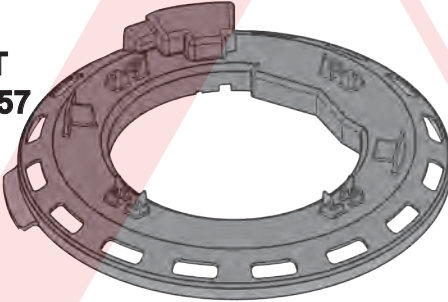
W10902814
18" Dia.

W10752283
16" Dia.

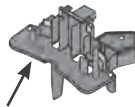
ROTOR POSITION SENSOR (RPS) KIT

For Cabrio/Oasis

RPS KIT
W10183157



Kit Includes:
8557839 Drive Motor Shield,
W10058730 Wiring Harness,
Pressure Tube Hose,
RPS Assembly.

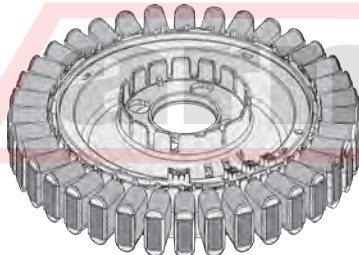
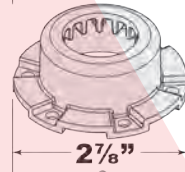
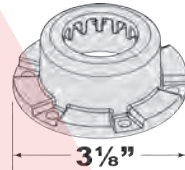


SENSOR
WPW10178988

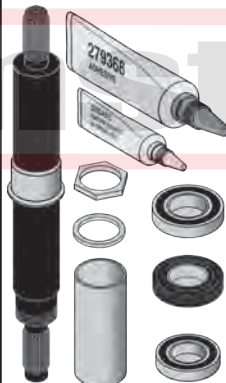
In Kit But Separately Available

BASKET HUB KIT

CABRIO
W10820039



STATOR
WPW10419333 (8565170)
Separate item NOT in Kit

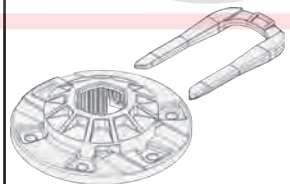


BEARING KIT
CABRIO
W10435302

Installation of
kit requires
use of
W10447783
Tool

BASKET HUB KIT

CABRIO
W10528947

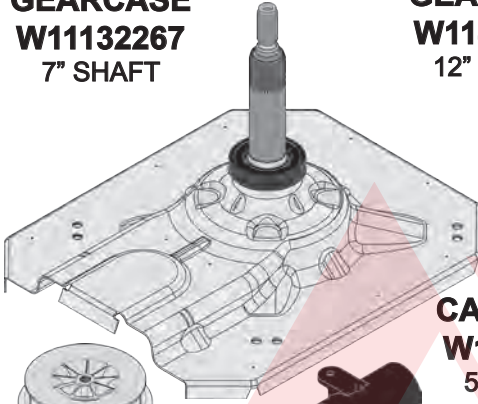


OEM
WHIRLPOOL

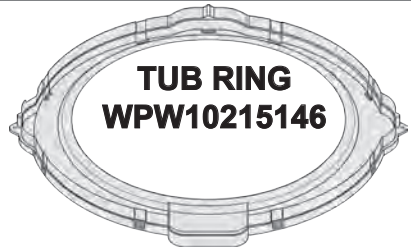
Whirlpool

VMW & CABRIO WASHER PARTS

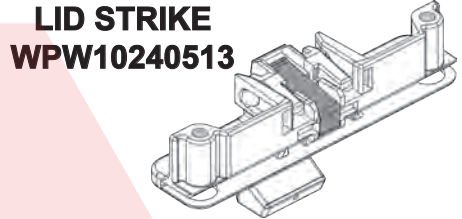
GEARCASE
W11132267
7" SHAFT



GEARCASE
W11454741
12" SHAFT



TUB RING
WPW10215146

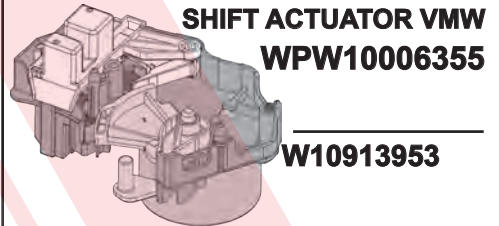


LID STRIKE
WPW10240513

CAPACITOR
W10804664
50µF/250V

W10804665
45µF/250V

W11395619
50µF/250V



SHIFT ACTUATOR VMW
WPW10006355

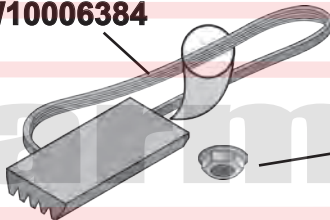
W10913953

DRIVE MOTOR
W10836348
1/3 HP



SPLUTCH ASSEMBLY
with
Transmission
Drive Pulley
W10721967

DRIVE BELT
21.5" Long
5-Rib 4-Groove
WPW10006384



NUT
FOR DRIVE
PULLEY
W10759923

CABRIO/BRAVOS
SUSPENSION ROD KIT
SET OF 4
W10820048
Yellow End 27"

W10440786 Pink End 27"

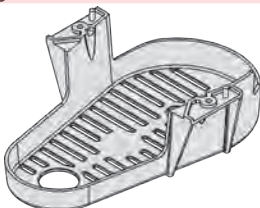
W10247710 Blue End 27"

W10780051 Green End 23"

W11130362 Green End 22"

W10780045 Yellow End 24"


W10780048 White End 24"



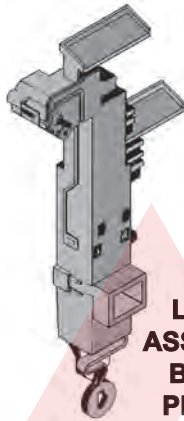
BELT COVER SHIELD
WPW10427633
(W10006383)

FRONT LOAD WASHER - "DUET"

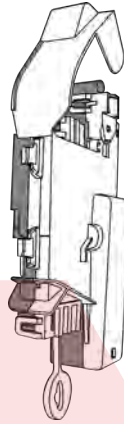
Whirlpool



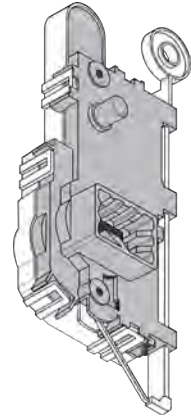
**DOOR LATCH
WP8183270**



**LATCH
ASSEMBLY
BLACK
PLASTIC
WP8182634
(8181700)**



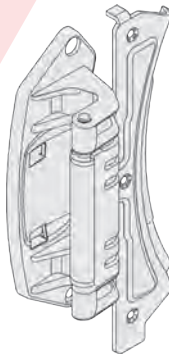
**DOOR LATCH
WPW10253483**



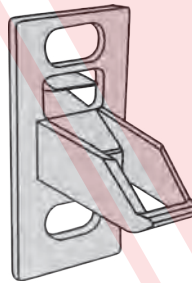
**DOOR LATCH
WPW10443885**



**DOOR HANDLE
GREY
WP8181846**

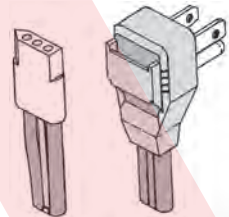


**DOOR HINGE
WP8183202**



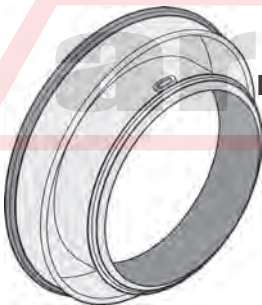
**DOOR STRIKE
Black Plastic
WP8540221**

**5' POWER CORD
WITH 3 PIN
BLOCK**



**W10820044
(285800)**

FRONT LOAD WASHER - "DUET" - DOOR BOOTS



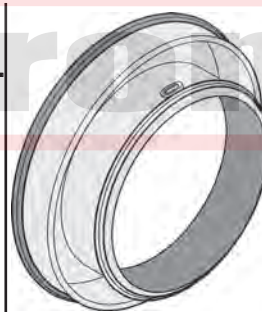
**14"
Dia.
PORT**

**WPW10381562
(W10290499)**



**14"
Dia.
PORT**

WPW10111435



**16"
Dia.
PORT**

**With Vent
Hole (5/16")
WP8181850**

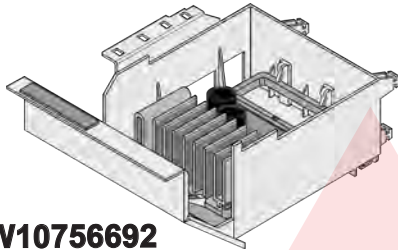
**NO HOLE
WP8182119**

OEM
WHIRLPOOL

Whirlpool

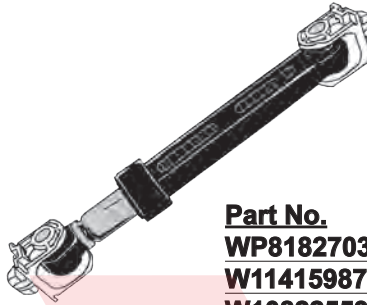
FRONT LOAD WASHER - "DUET"

DUET MOTOR CONTROL BOARD



W10756692


DUET SHOCK ABSORBER



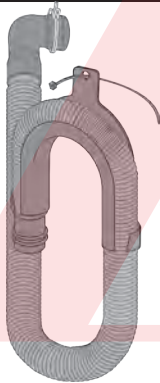
<u>Part No.</u>	<u>Length</u>	<u>Dia</u>
WP8182703	9"	1"
W11415987	10½"	1½"
W10822553	10½"	1½"

Similar in appearance - Order by Model Number

DUET DRIVE BELT - 48" Long



<u>Part No.</u>	<u>Ribs</u>	<u>Grooves</u>
WPW10388414	7	6
WP8540101	6	5

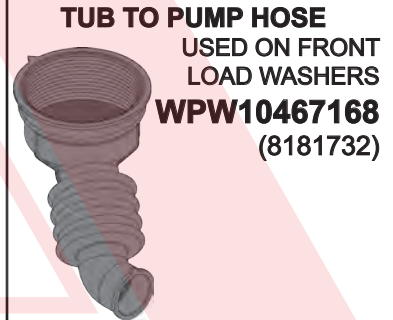


DRAIN HOSE ASSEMBLY
48" Long
1⅛" Connector
W11244231
(W10826733)

TUB-TO-PUMP HOSE 285871



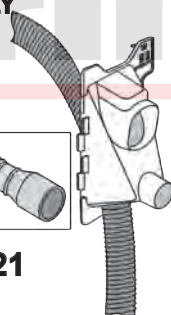
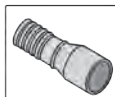
INCLUDES CLAMPS



TUB TO PUMP HOSE
USED ON FRONT LOAD WASHERS
WPW10467168
(8181732)

DRAIN PORTAL ASSEMBLY

80° HOSE



WPW10096921

NEW STYLE DRAIN HOSE



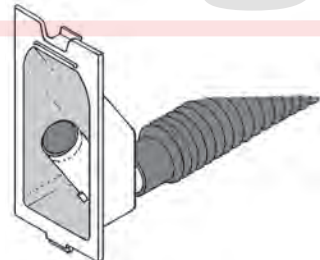
Hook Swivels 360°

285664

4 Feet Long
1⅛" I.D.

BLACK PLASTIC HOSE

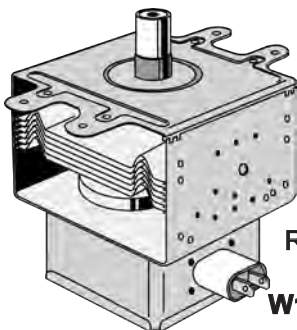
1¼" I.D. - 27" Long
WPW10358149
(8317940, 3361805)



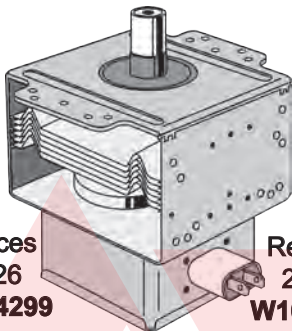
MICROWAVE PARTS

Whirlpool

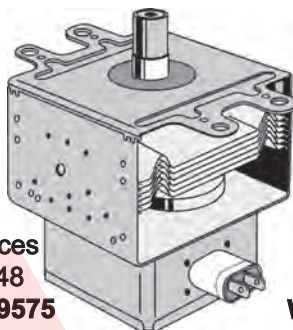
MAGNETRONS



Replaces
2M226
W10754299



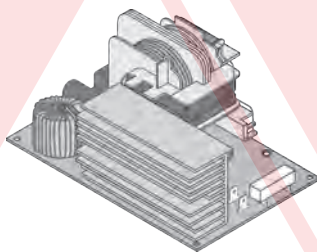
Replaces
2M248
W10859575



Replaces
2M267B
W10245183

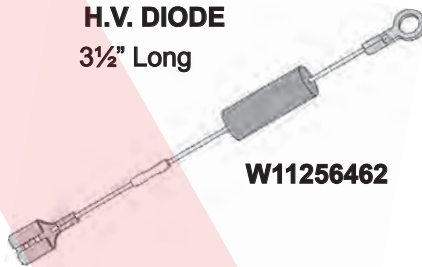
INVERTER

W10217711



H.V. DIODE

3½" Long



W11256462

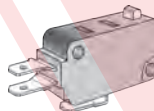
CAPACITOR

W10850446

(W10138798)
1.05µF
2100V



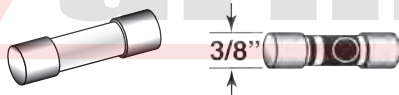
DOOR SWITCH



W10211972
SPDT Switch

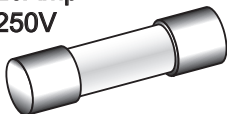
AMANA MICROWAVE FUSES

Part No.	Amps	Ref.
WPM0805101	20	-




CERAMIC FUSE

20Amp
250V



W10138793
(W10422951)

MW OVEN FILTERS

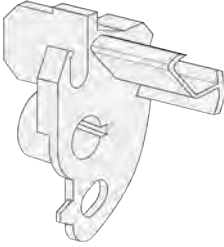


ALUMINUM
1/8" Thick 5" X 7½"
4358853

1/8" Thick 6" X 13½"
6802A

3/16" Thick 6" X 13"
W10208631A

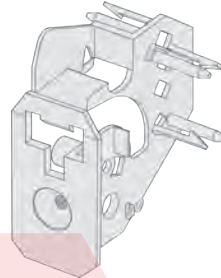
UPPER LATCH ASSEMBLY



CAM PLATE
W10562613



SPRING
W10156812



UPPER INTERLOCK
WP8206419

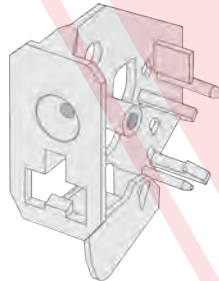


DOOR SWITCH
SPST
W10269458

LOWER LATCH ASSEMBLY



DOOR SWITCH
SPST
W10269460



LOWER INTERLOCK
WPW10156813



DOOR SWITCH
DPDT
W10727360

LAMPS



Medium
Base
120V • 40 W
8206443



Medium
Base
120V • 40 W
8206232A



armstrong



Baseless
Push-In
12V • 5 W
(8186287)
WP4452164



Baseless
Push-In
120V • 25 W
W10709921

MICROWAVE PARTS

Whirlpool

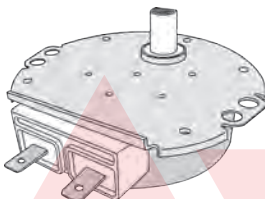
DOOR HANDLE



4393777
(White)

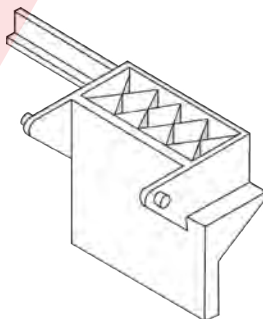
4393782
(Black)

MOTOR



WPW10159107

RELEASE LEVER



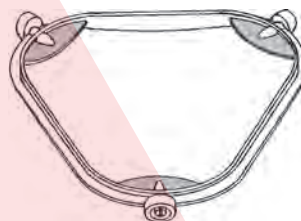
WHITE
WP8205451

GLASS TRAY



4393799

12" Dia.

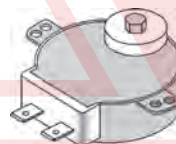


W11252182
SUPPORT RING
W/ROLLERS

TRI-WING
DRIVER
W10435116
(8206228)



MOTOR
6 RPM
W10642989
(8183954)



ALL COLORS
NON STAINLESS
WP4451009

- TORSION SPRING FOR DOOR -

FOR BLACK
STAINLESS
WP4452396



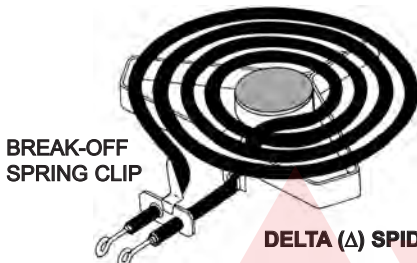
19" Long

LEFT HAND
WP4452395

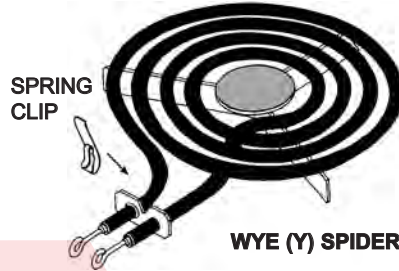
LH only used on stainless doors using two springs, use 1-WP4452396 and 1-WP4452395 (LH).

OEM
WHIRLPOOL

OEM PLUG-IN SURFACE UNITS



DELTA (Δ) SPIDER



WYE (Y) SPIDER

Spider	Spring Clip		8" - Large		6" - Small	
	Style	Medallion	Turns	Part No.	Turns	Part No.
Y	NO CLIP	CHROME	4			
Y	NO CLIP	BLACK	5	WP660533	4	WP660532
Y	PUSH-ON		4	WP9761346		
Y	PUSH-ON		5	WPW10259865		
Δ	BREAK-OFF	BLACK	5	WPY04100166	4	WPY04100165

OPEN RIBBON SURFACE UNITS FOR GLASS TOPS - WITH HI LIMIT

SINGLE ELEMENTS
Note Electrical Terminals

LARGE DUAL ELEMENT
2200W/700W
W10823709

REPLACES
(74004556,
7406P342-60,
71002253,
12002144)

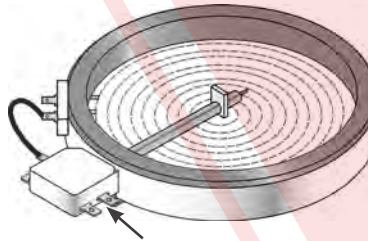
1/4" & 3/16"
Male

All 1/4"
Male

SMALL 1200W

W10823711
(12002141)

W10823704
(74001011)



Note Electrical Terminals on Single Elements - Some have Three (3) 1/4" Terminals. Some have One (1) 1/4" & Two (2) 3/16" Terminals

OPEN RIBBON SURFACE UNITS FOR GLASS TOPS WITH HI LIMITS

240 VOLT

"CERAMA SPEED"

Dia	Part No.	Watts
6½"	W11171119	1200
7"	W10823699	1500
7¾"	W10823698	1800
9¾"	W11517959	1400/3000
9¾"	W10823696	2500
9¾"	W10823692	1000/2400
9¾"	W11047722	2500



SURFACE UNIT BLOCKS & BOWLS

Whirlpool

SURFACE UNIT BLOCKS – “AMP” TYPE TO IDENTIFY – MEASURE BACKSET OF BRACKET

ONE BRACKET

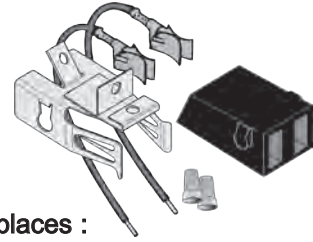
6" Wires

Black Plastic "AMP" Block

330031

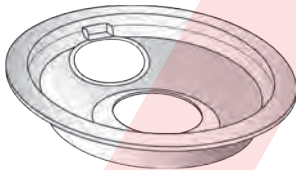
814399 SMALL PARTS AND INSTRUCTIONS ARE INCLUDED

BLACK PLASTIC KIT Fits Magic Chef, Jenn-Air, & Others



Replaces :
1430306K, 700125K, 700154
& Others. Replaces Ceramic
7" Wires w/Clips
12001676

BURNER BOWLS WITH BOTTOM HOLE FITS AMANA, MAYTAG, AND MAGIC CHEF CHROME FINISH



Part No.	Size
WPW10196406	6"
WPW10196405	8"

BLACK PORCELAIN

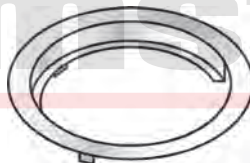
Part No.	Size
WPW10290353	6"
WPW10290350	8"



JENN-AIR PANS & RINGS

TRIM RINGS WITH LOCKING TABS

6" WPY707454
8" WPY707453



DRIP PANS WITH NARROW SLOT

6" 715877
8" 715878



SPECIAL CLEANERS FOR COOKING EQUIPMENT

W10355051
(31464)
AFFRESH COOKTOP
CLEANER
NET WT.
10 FL. OZ.



OEM
WHIRLPOOL


Whirlpool

SURFACE CARTRIDGES & SWITCHES

CARTRIDGES FOR 3-PRONG OR 4-PRONG RECEPTACLES


Large element, 2100 watts. Small element, 1250 watts.
 Accepts big pot canning element (model A145A).
 Available in black or stainless steel.

<u>Model No.</u>	<u>Color</u>	<u>Ref</u>	<u>Prongs</u>
JEA7000ADSA	Stainless	(A100)	3
JEA7000ADBA	Black	(A100B)	3

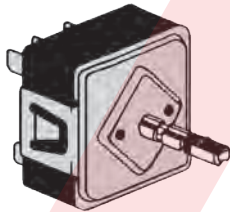


RADIANT ELEMENT CARTRIDGES

Ultra Quick-start™ radiant elements. Flush glass ceramic surface.
 Large element, 2000 watts. Small element, 1200 watts.
 Available in textured black.
A122BA – BLACK 297.00 EA.

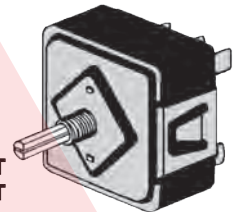


FOR JENN-AIR



SCREW MOUNT
 – FIGURE 8 SHAFT

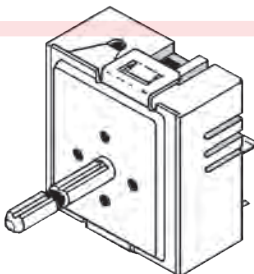
INFINITE SURFACE UNIT SWITCHES



PAL NUT MOUNT
 – D SHAFT

<u>Mount</u>	<u>Shaft</u>	<u>Data</u>	<u>Push-To-Turn</u>	<u>Kit With Gaskets</u>	<u>Part No.</u>
Pal-Nut	D	3/4" Long	Yes	Yes	700855K
Pal-Nut	8	3/4" Long	Yes	No	W11120795
Screws	8	7/8" Long	No	No	W11120791
Screws	8	7/8" Long	Yes	No	W11088181

SWITCHES FOR DUAL RIBBON HEATERS – USED ON GLASS COOKTOPS – – FIGURE 8 SHAFTS – KITS WITH INSTRUCTIONS




12002125
 (7403P831-60)

“EGO”
 1 7/8 X 1 3/4”
 Tan Body
 8 Wire Terminals

KING-SEELEY PUSH-TO-TURN LOAD-RATED SWITCHES FOR 6" UNITS 5.2 - 6.6 Amps WP7403P238-60

1/4" SOLID D STEM

FOR 8" UNITS
 8.9 - 11.0 Amps
WP7403P239-60
 (7403P372-60)



SURFACE SWITCHES

Whirlpool

PUSH-TO-TURN KITS

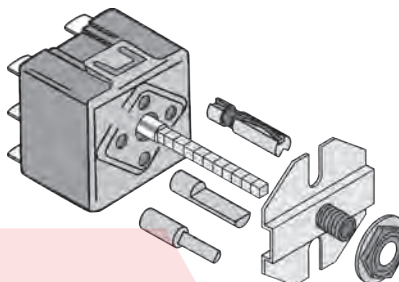
VOLTAGE RATED – USE WITH 6" OR 8" UNITS

"CW" ROTATION

One click CW from "OFF" to "HI".

W10900107


(4391989)



LOAD RATED PUSH-TO-TURN INFINITE SURFACE UNIT SWITCHES

THESE LOAD-RATED SWITCHES CYCLE AT THE SAME RATE AS THE ORIGINAL SWITCHES. BREAK OFF SHAFTS FOR WIDER COVERAGE OF ORIGINAL PART NUMBERS. ORDER FROM CHART BELOW, OR BY FSP NUMBER ON OLD SWITCH, OR BY RANGE MODEL NUMBER. SWITCH IS CW WHEN "HI" IS ONE CLICK CLOCKWISE FROM "OFF" SWITCH BODY COLOR MAY HAVE CHANGED FROM ORIGINAL.

Screw
Mount



SHAFT 1/2" NO BREAK-OFF – CW ROTATION

WP3148953 8" 7.5 - 9.3 AMPS

WP3148952 6" 5.4 - 7.8 AMPS

SHAFT 1 5/16" WITH BREAK-OFF AT 7/8" – CW ROTATION

WP3149399 (314139) 8" 8.9 - 11.0 AMPS

WP3149401 (314141) 6" 5.2 - 6.6 AMPS

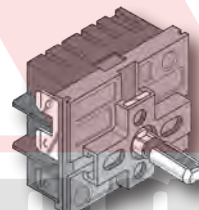
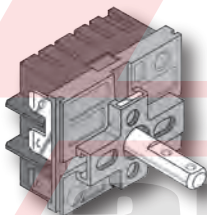
SHAFT 15/16" WITH BREAK-OFF AT 5/8" – CW ROTATION

WP3149400 (314140) 8" 8.9 - 11.0 AMPS

WP3149404 (314144) 6" 5.2 - 6.6 AMPS

W10857622

Replaces MDPA-W704-UNM D Shaft



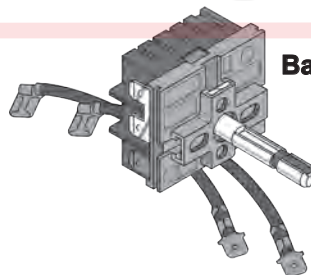
WPW10434452

Replaces MDPA-W171-UNM Fig. 8 Shaft

New Style
INVENSY
Infinite Switch
Black & Blue
"CW"

Kit With Jumper Wires & Instructions

"Fig. 8" Shaft
1 3/8" Long
Clip Up
8203534



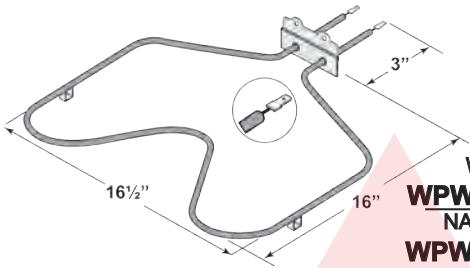
Bare Switch - No Kit -
WP9759474

OEM
WHIRLPOOL

CENTER HINGE BAKE UNITS

MOST POPULAR
W=16½" WIDE 3" THRU WALL

WP308180

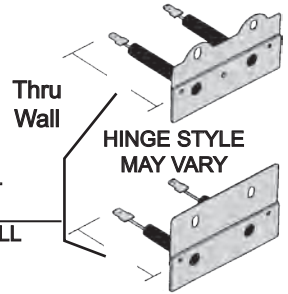


WIDE W=20½" WIDE 2½" THRU WALL

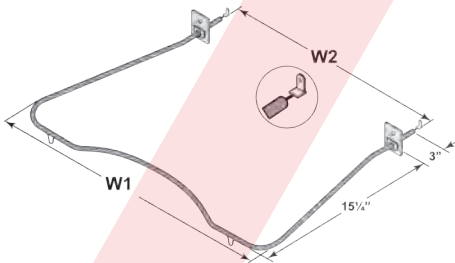
WPW10308477 (9758541)

NARROW W=14¾" WIDE 1¾" THRU WALL

WPW10207397 (9760766)

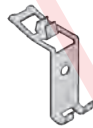


U-SHAPED BAKE UNITS WITH SPADE TERMINALS LEAF HINGE IS 1¼" SQUARE



	Part No.	W1	W2
NARROW	326791	15"	11"
WIDE	326793	22"	19"

BROIL UNIT HANGER



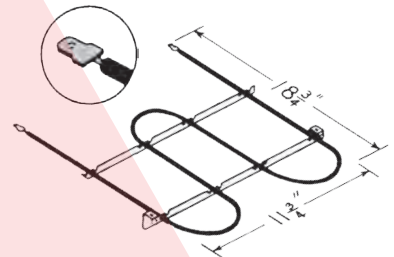
WP4337249

THERMOSTAT BULB CLIP



98005642

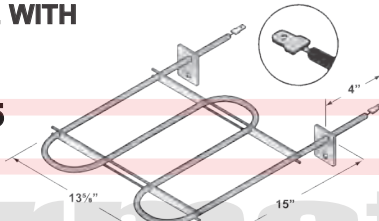
BROIL ELEMENT



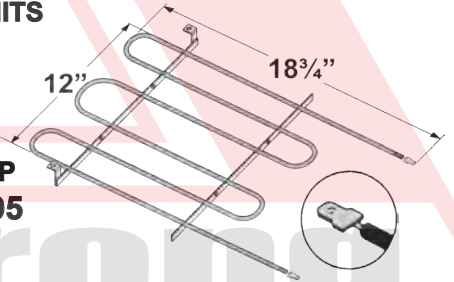
HANGER TABS 12½" O.C.
3-LOOP
WP660579

POPULAR BROIL UNITS

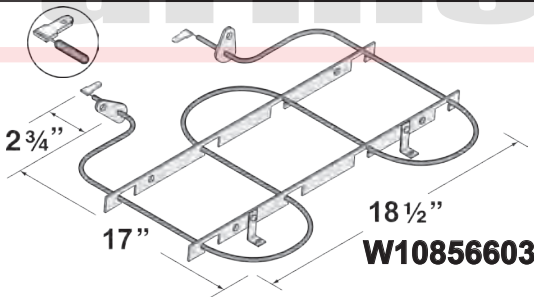
ROPER TYPE WITH HINGE TABS 3-LOOP **WP4334925**



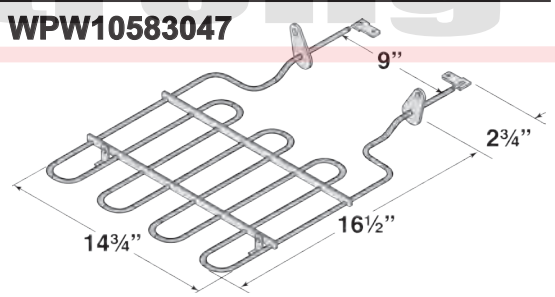
5-LOOP **326795**



WPW10583047

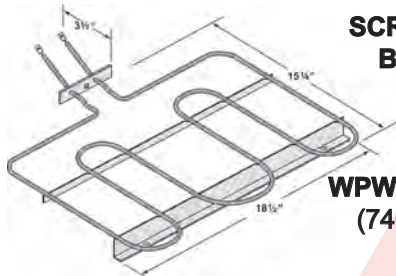


W10856603



OVEN ELEMENTS

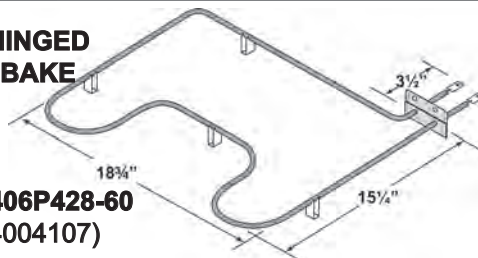
Whirlpool



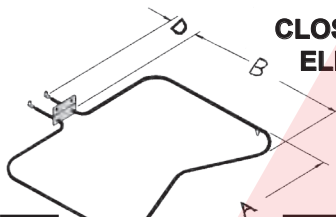
**SCREW-IN
BAKE**

**WPW10276482
(74011117)**

**HINGED
BAKE**



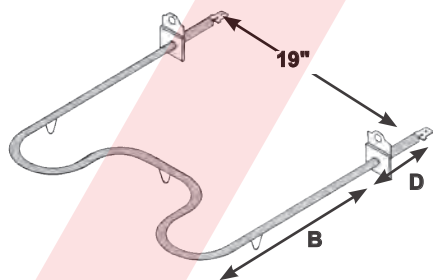
**WP7406P428-60
(74004107)**



**CLOSED BAKE
ELEMENTS**

Term.

Term.	A	B	D	Part No.
	16	16	3	WPY04000066
	19	16	3 1/2	WPY04100019
	17	16	3 1/2	WPY04100020
	21	15 1/2	3 3/4	WP71001680

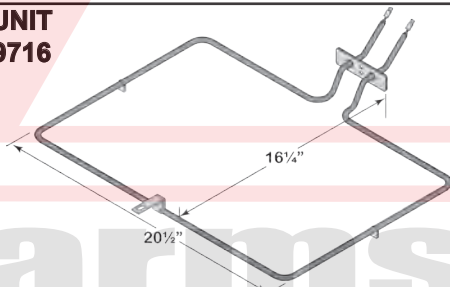


**OPEN BAKE ELEMENTS - 19" WIDE
B=15 1/2" D=3 1/2"
FOR LATE MODELS**


Term.	Type	Watts (240V)	Part No.
	}	2585W	WP74010750
		2800W	WP74003019
		2400W	WPW10310274
		2800W	WP74003020

-Note Female Terminals-

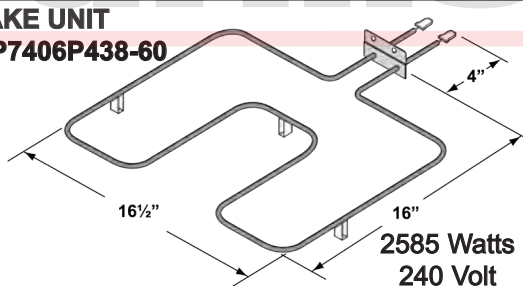
**BAKE UNIT
W10779716**



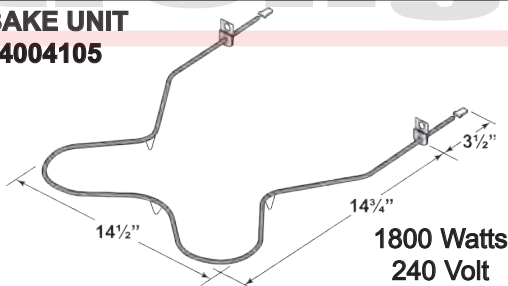
**POPULAR BAKE ELEMENT
FOR JENN-AIR
WP715269**



**BAKE UNIT
WP7406P438-60**



**BAKE UNIT
74004105**



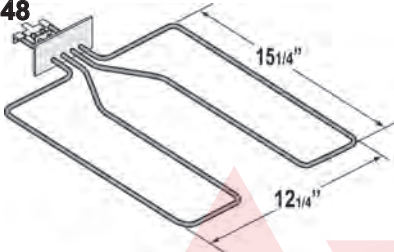
OEM
WHIRLPOOL

Whirlpool

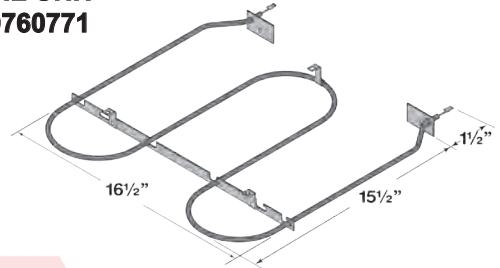
OVEN ELEMENTS

BROIL UNIT
WPY04000048

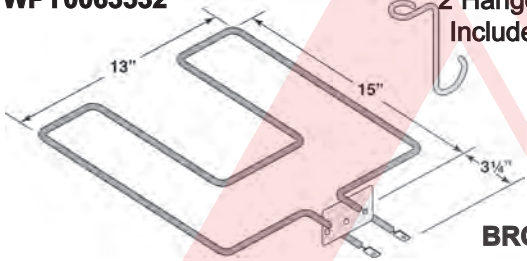
12½" WIDE
15¼" DEEP



BROIL UNIT
WP9760771

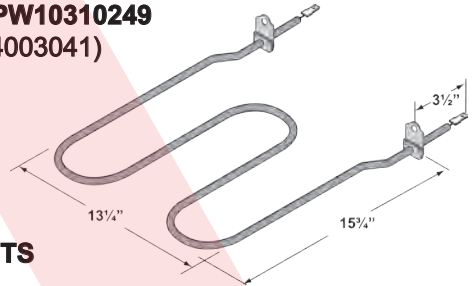


WPY0063532



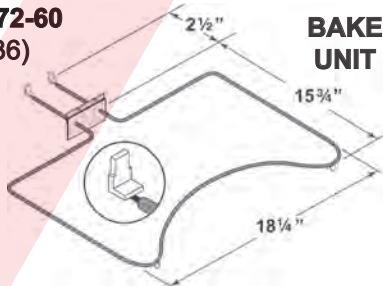
2 Hangers
Included

WPW10310249
(74003041)



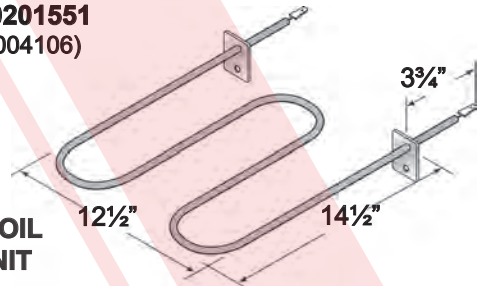
BROIL UNITS

WPY406P272-60
(71001636)



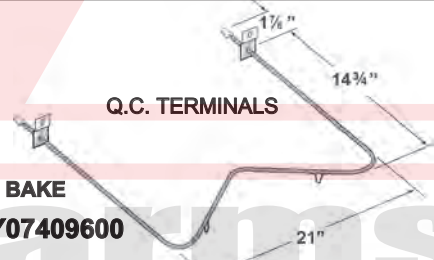
BAKE
UNIT

W10201551
(74004106)



BROIL
UNIT


Q.C. TERMINALS



BAKE

WPY07409600

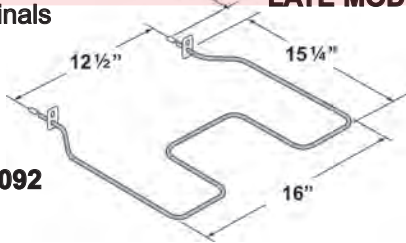
WP77001096



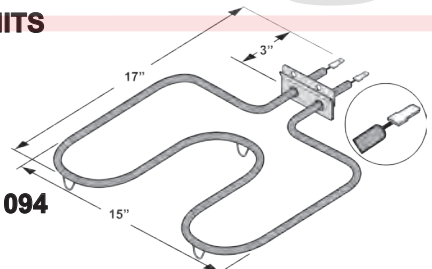
Q.C. Terminals

2 1/2"

LATE MODEL BAKE UNITS



WP77001092

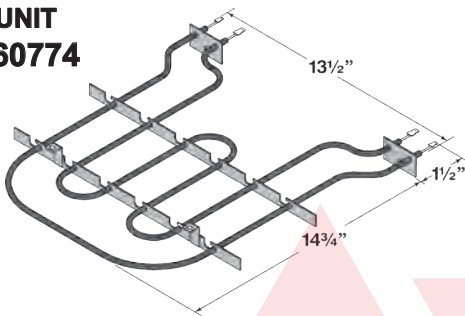


WP77001094

RANGE PARTS

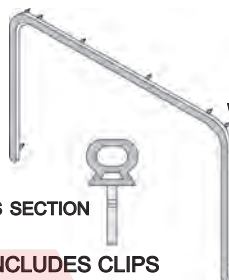
Whirlpool

**BROIL UNIT
WP9760774**



52" DEVELOPED LENGTH

**SILICONE DOOR
GASKET
FOR 21" OVENS**



WP7212P043-60

CROSS SECTION

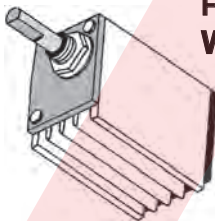
INCLUDES CLIPS

HOOD & VENT PARTS

Whirlpool

SOLID STATE CONTROL

**FAN SWITCH
WP74009254**



1/8" ALUMINUM FILTERS

WP707929
11 5/8" x 14"

WPY706012
9" x 16 1/2"

WP71002111
ORIGINAL SIZE
7" x 15 5/8"
NEW SIZE
6 1/2" x 15 5/8"



**HEAVY DUTY PLASTIC
VENT HOOD WITH FLAPPER**

6" A406

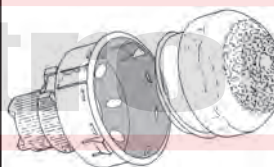
DARK GREY



**40 WATT
LAMP**
**FROSTED
8009**
120 PER CASE



**15 WATT
MEDIUM BASE
LAMP**
WP4173175

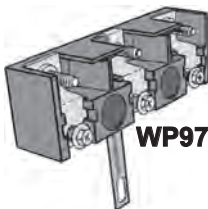


**CERAMIC BASE SOCKET
• GLASS LENS**

W11594027
(W11281687,
WPW10454648)




WP8203546



WP9761958

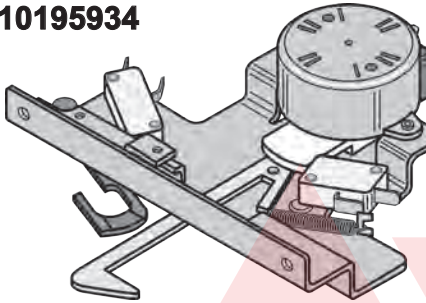
**BLOCKS INCLUDE
GROUND STRAP
WPW10245259**
(7401P039-60)



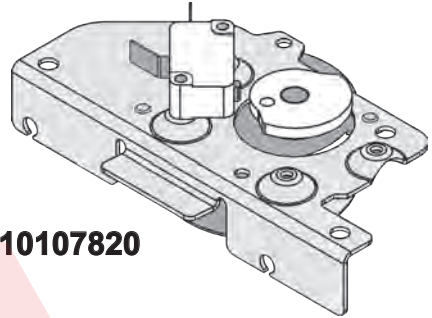
OEM
WHIRLPOOL

LATCH ASSEMBLIES FOR SELF CLEANING OVENS

WPW10195934



WPW10107820

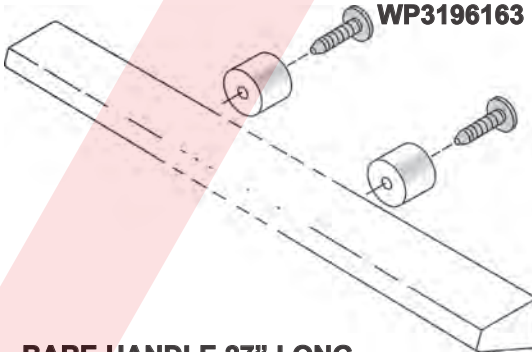


SHEET METAL HANDLE
Uses Ceramic Stand-Off
(Order Separately)

Stand-off
White


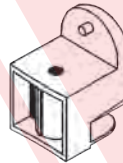
3/4" Dia x 5/8" Long
WP3196143

Phillips Screws
7/8" Long
WP3196163



PLASTIC DRAWER GLIDES

REAR WP8053334 **FRONT** WP3195546



**FITS RIGHT
& LEFT**

CLEAR-TEMPERED INNER GLASS

18 1/4" Wide

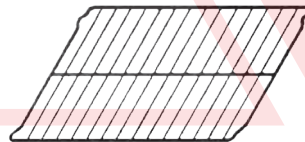
6 3/4" Tall

WP3169203

12 3/4" Tall

WP9781593

POPULAR OVEN RACKS – 16" DEEP



– PLAIN –

24 1/8" Wide

WPW10256908

BARE HANDLE 27" LONG

White **WP3195263**

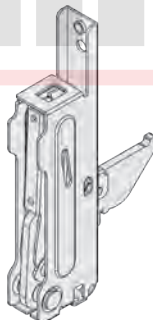
Black **WP3195704**

OVEN DOOR HINGES

PASSIVE

(No Spring)

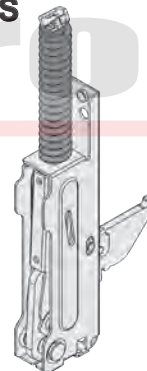
WPW10299224



ACTIVE

(With Spring)

WPW10299227



RANGE PARTS

Whirlpool

10" Tall

FOR LATEST MODELS

14½" Tall

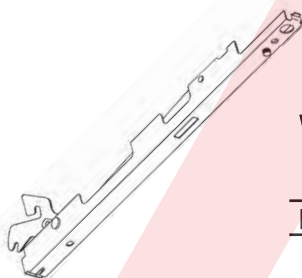
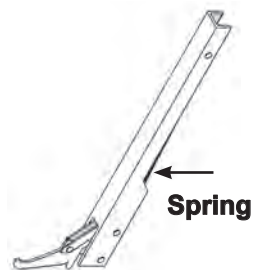


Glass	Oven Hinge	Spring
<u>W</u> Part No.	<u>Size</u> Part No.	<u>Color</u>
14" WP4449247	24" WP4455523	Blue
17" WP4449253	27" WP4455524	Red
20" WP4449259	30" WP4455525	Black
	30" WP4455526	Yellow

TEMPERED
INNER
GLASS

↑
OVEN
SIZE

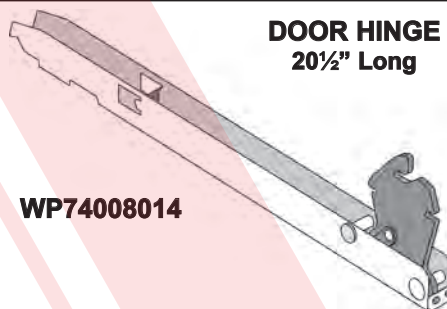
OVEN
DOOR
HINGE



22" Tall

WP8053807

Fit Left &
Right



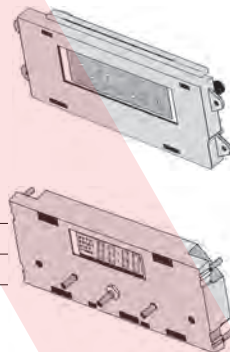
DOOR HINGE
20½" Long

WP74008014

ELECTRONIC COOKING CONTROLS SEE NUMBERS ON OLD CLOCK FOR EASY I.D.


(ERC) HAVE BEEN USED BY MAYTAG FOR SEVERAL YEARS.

Part No.	I.D. Numbers	Features
WP71001799	100-695-20, 7601P483-60	
WP71001872	100-1417-00, 8507P014-60	NO SWITCHES
WP71003424	100-1416-01, 8507P016-60	



3¼" X 7½"

(WHITE)
WP6610457



(BLACK)
WP6610456

NEW
SOLID STATE
CONTROLS

OEM
WHIRLPOOL

**CORE CHARGES MAY
APPLY TO MANY
ELECTRONIC CONTROLS
LISTED**

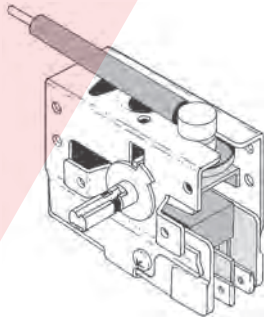
POPULAR ELECTRONIC CONTROL (ERC)



ELECTRONIC RANGE CONTROL for SELF CLEANING OVENS

**W10840298 (Black)
Black Replaces White**

**LATE MODEL
HYDRAULIC
THERMOSTAT
MADE BY "IN-
VENSYS"
WP3196803**

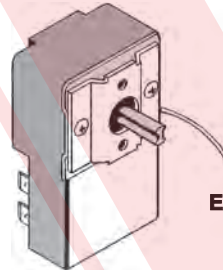


**36" CAPILLARY
12" SLEEVE
INSULATOR**

**3 WIRE
SPDT**

MADE IN MEXICO

**3-WIRE THERMOSTAT
CHECK FIGURE "8" SHAFT AT "OFF"**



**VERTICAL "8"
WP3169302**

EATON /MORRISON

HYDRAULIC SELF-CLEAN THERMOSTATS

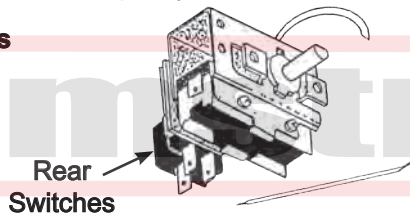
• EATON • E/R – 27

48" Sodium Filled Capillary

w/ 2 Rear Switches

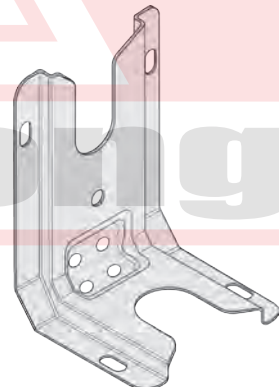
WP74005019

(275-3369-03,
7404P130-60)

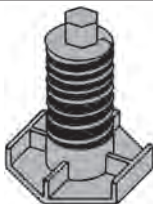


**Rear
Switches**

ANTI TIP BRACKET



WP3801F656-51



PLASTIC LEVELING LEG

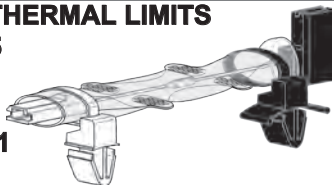
W11665456

(74002373
WP74002557)

SENSORS & OVEN CONTROLS

Whirlpool

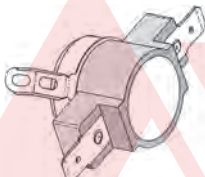
ONE-TIME THERMAL LIMITS
WPW10545255
L77°C



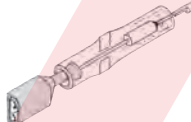
WPW10545291
L93°C

FLUSH MOUNT

Part No. Limit °C
WP8300802 L110
WP9759243 L120
WP9759242 L130
WP4449751 L170



WP4456654
L110°C




WITH FEMALE SPADE & PLUG AS SHOWN

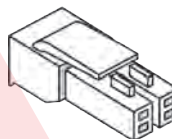
WP4451042
L110°C

WITH TWO FEMALE SPADES

LONG (6") OVEN SENSOR
Flat Female Terminals
WPW10181986



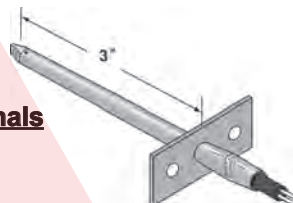
1000Ω THERMISTORS



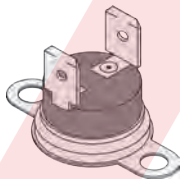
Flat Female

SHORT OVEN SENSOR

Flat Female Terminals
WPW10131825

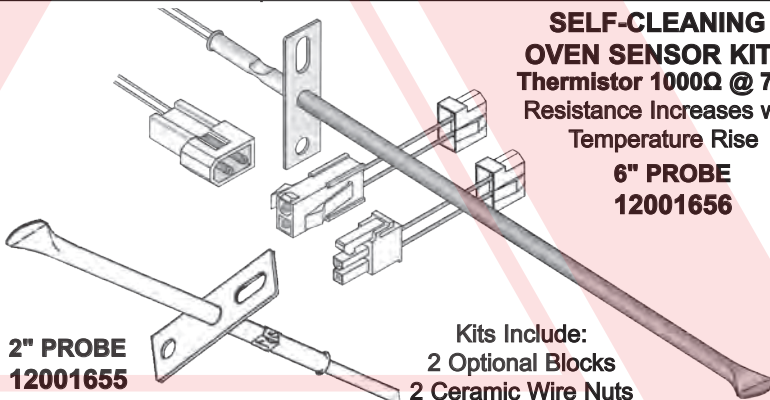


ONE-TIME THERMAL LIMIT



WP8304452
L105°C°

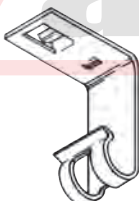
SELF-CLEANING OVEN SENSOR KITS
 Thermistor 1000Ω @ 70°F
 Resistance Increases with Temperature Rise
6" PROBE
12001656



2" PROBE
12001655

Kits Include:
 2 Optional Blocks
 2 Ceramic Wire Nuts
 Instructions

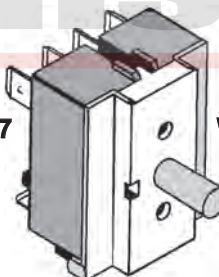
THERMOSTAT BULB CLIP



WP7112P004-60
(707324)

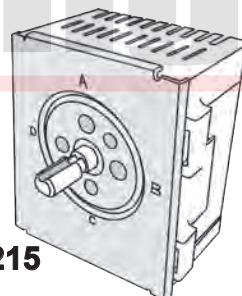
BROIL-OFF-BAKE OVEN SWITCH

"8" STEM SHAFT
WP3188987



D STEM SHAFT
WP3150430

ELECTRONIC OVEN CONTROL



RC060
WP9762215

OEM
 WHIRLPOOL

Whirlpool

RANGE KNOBS



KNOB 2" Dia.
WP74010205
 1/4" stem Lg.,
 3 o'clock flat,
 0.256

WP74010839
 1/4" stem length,
 10 o'clock flat, 0.256



KNOB 2" Dia.

WP7733P410-60
 (74007733) 1/4" stem length,
 6 o'clock flat, 0.256



KNOB 1 1/2" Dia.

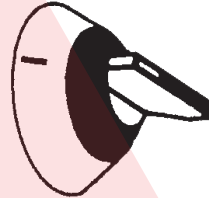
WP7737P245-60
 (74007918)
 1/2" stem length,
 3 o'clock flat, 0.256

WP74011287

1/4" stem length,
 6 o'clock flat, 0.256



POPULAR WHIRLPOOL KNOB



CHROME SKIRT
 FOR "8" STEM



**BLACK PLASTIC KNOBS
 WITH RED INDICATOR DOT**


HORIZONTAL FIGURE "8"
WP3150371 – 1 3/4" DIA. – 1/4" EXT
WP3150374 – 1 5/8" DIA. – FLUSH



**VERTICAL "8"
 CLIP LEFT**
WP330190

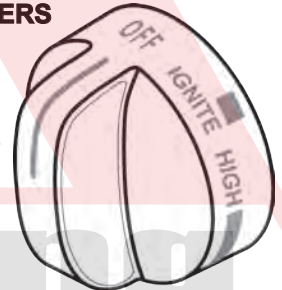
SHAFT VIEW WITH KNOB REMOVED

1 1/4" DIA. PLASTIC KNOBS FOR GAS TOP BURNERS



**BLACK
 with
 White Pointer**
 Fits "D" Shaft
 Clip Up
 No Extension
WP8273103

**WHITE
 with
 Grey Pointer**
 Fits "D" Shaft
 Clip Up
 No Extension
WP8273104



PLASTIC KNOBS FOR GAS TOP BURNERS

1 5/8"
 Diameter



GAS – 3/8" D 8 o'clock flat
 Black with White Letters
5/8" EXT. – WP71001641
 (12001510)
 Gray with White Letters

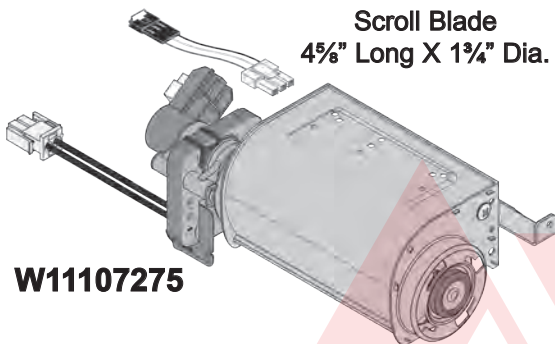


NEW KNOBS MAY VARY SLIGHTLY IN APPEARANCE

RANGE PARTS

Whirlpool

COOLING MOTOR & BLADE



W11107275

11 $\frac{3}{4}$ " Long Scroll Blade



WPW10016550

(4451744, 4452003, 6610168)

GAS RANGE PARTS

Whirlpool

TOP BURNER ELECTRODE IGNITERS



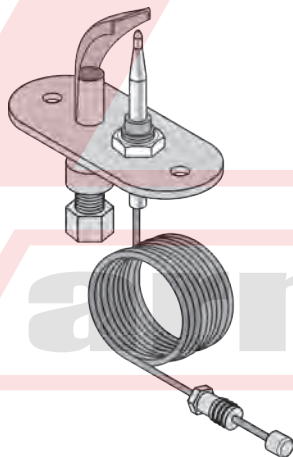
74004053



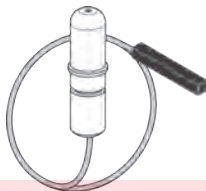
WP7432P109-60
(71002724,
12001319)



PILOT ASSEMBLY



TOP BURNER IGNITION ELECTRODE



CLIP FOR ELECTRODE



Female Terminal On
Wire End

W11032529

(8053417, 8053718, 8053719)

Purple Lead

42" Long



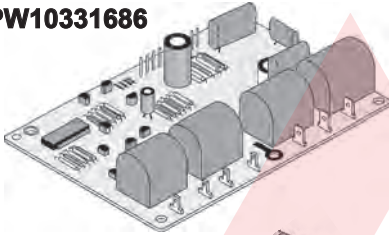
OEM
WHIRLPOOL

SPARK MODULES

- NEW STYLE

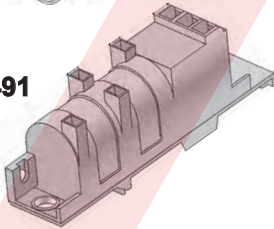
replaces: 8273977, 8529964 &
9758080. With Instructions
Board: 4¼" x 6⅞"

WPW10331686

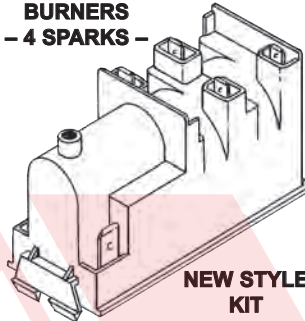


BROWN

WPW10110491



**FOR SEALED
BURNERS
- 4 SPARKS -**

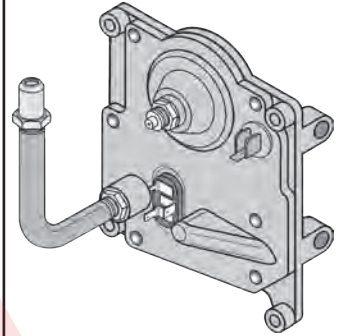


**NEW STYLE
KIT**

Kit Includes Brackets &
Instructions
Replaces 7431P027, 028,
and 044.

**12001596
(U-67340-92)**

**OVEN SAFETY VALVE
& REGULATOR
ASSEMBLY**



**WPW10293048
(9761959)**

**SEALED BURNER
INCLUDES GASKET & IGNITOR**

WP3412D024-09
(74003963,
12500050)
(BLACK)



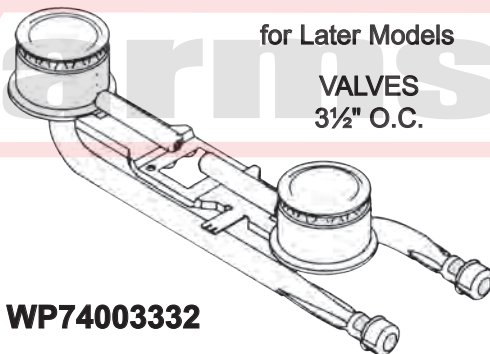
**GASKET NO
LONGER USED**

WP3412D024-26
(74003965,
12500099)
(GRAY)

DOUBLE BURNERS - 9½" O.C.

for Later Models

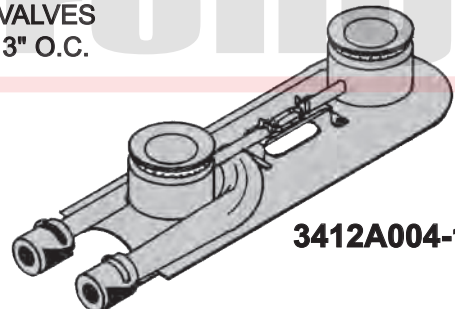
**VALVES
3½" O.C.**



WP74003332

for
Older Ranges

**VALVES
3" O.C.**



3412A004-19

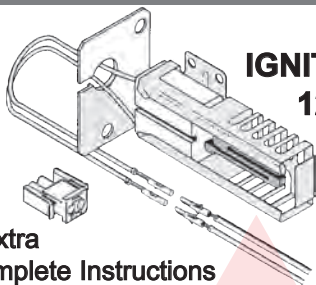
OVEN IGNITORS

Whirlpool

BOXED KIT

Includes:

Ignitor,
Ceramic
Wire Nuts,
Insulation, Extra
Wires, & Complete Instructions

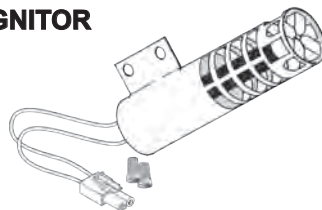


OVEN IGNITOR KIT 12400035

CARBORUNDUM STYLE ROUND IGNITOR

4342528

9" WIRES



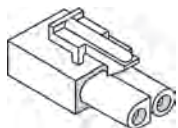
NORTON SYSTEM – FLAT IGNITORS

814269

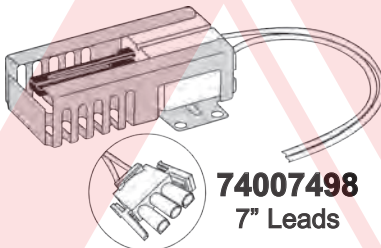
3 3/4" Bracket • 1 1/2" Ceramic

W10918546

(98005652)

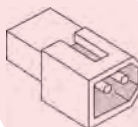


20" Wires with
Optional Plug-in
Block & Instructions

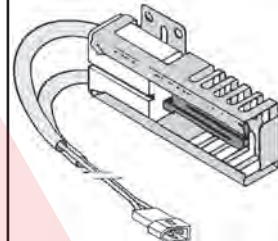


74007498
7" Leads

WP3186491

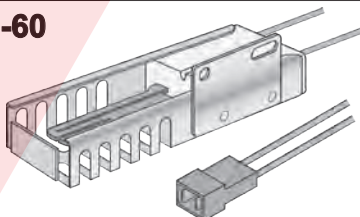


9" Wires with
Plug-in Block

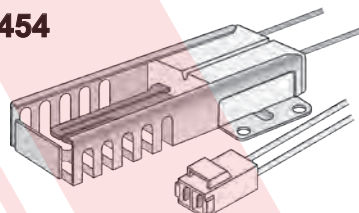


WP7432P136-60

6 1/2" WIRES
1/4" MALE SPADE
TERMINALS
VERTICAL
BRACKET



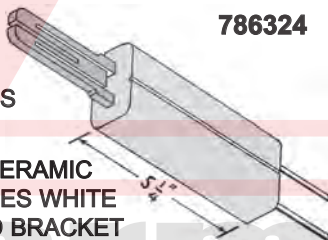
W11176454



786324

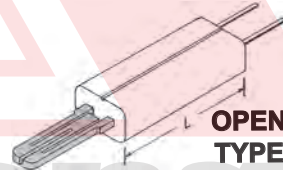
8" WIRES

TAN CERAMIC
REPLACES WHITE
USE OLD BRACKET



NORTON SILICONE OVEN IGNITORS

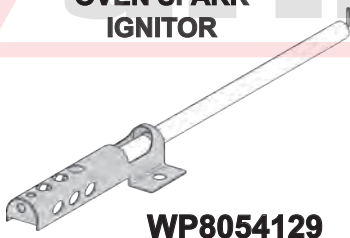
Part No.	Length (L)
WP31940001	1 1/2"
WP31939701	2"
786324	5 1/4"



OPEN
TYPE

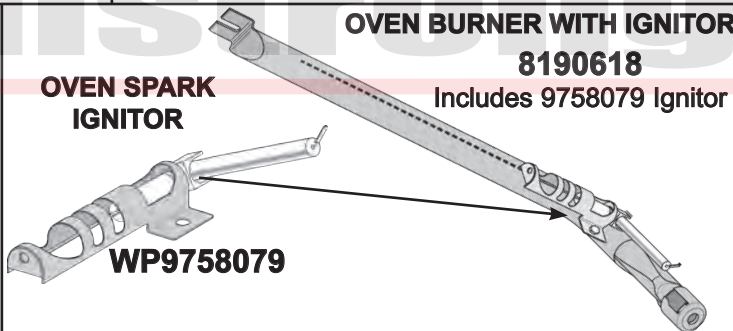
OVEN SPARK IGNITOR

WP8054129



OVEN SPARK IGNITOR

WP9758079



OVEN BURNER WITH IGNITOR

8190618

Includes 9758079 Ignitor

OEM
WHIRLPOOL

INDEX

- A -

A COIL	206-208
ACCESS VALVE	338
ACCUMULATOR	331
ADAPTERS	
compressor terminal	328
condenser motor	160
faucet	412
ice maker	43
shaft, motor	161
terminal wire	83
thermocouple	267
ADDITIVE, OIL	21, 328
ADHESIVES	
3-M	65
epoxy	64
AERATOR, FAUCET	407, 483
AEROSOL	
Nu-Calgon	58
VAPCO	52
AIR CLEANER	220, 226-227
AIR CONDITIONING	
automotive adapter	27
brackets	211
cover	205
cover guard	211
disconnect box	240
driers	329
filter	205
humidifier	218-219
knob	175
line set	210
metering device	209
motor, belt drive	144
motor, condenser	133
motor, window unit	125
pressure switch	354
PTAC	166
tee port	213
time delay	340
whip	240
AIR FILTER	222, 539, 627, 646, 727
AIR GAP	441

- A - (Continued)

ALARM	
dryer vent	488
smoke	13
water, flood	13, 200
ALUMINUM	
elbow	493
flux	39
heaters	462
pipe	493
solder	39
vent material	493
AMANA	
motors	98, 177
parts	175
ANTI-SYPHON KIT	709, 712
APARTMENT MAINTENANCE	
air conditioner motors	133
air filters	224
bathroom accessories	448
broiler pans	521
brushes	66
closet bolts	416, 436
coil cleaner	51, 58
coin chutes	503
circuit breakers	238
dead bolts	444
defrost timers	464
degreaser	59
disconnect boxes	240
disposers	440-441, 559, 595, 682
door knobs	449
drip bowls	520-521, 536, 572, 615, 721
electric heating parts	304
faucet parts	407
faucets	395
filters	222
flapper	415
garbage disposers	440, 559, 595, 682
gas connectors	47
Greenwald	503
hand trucks	88
ice tray	469, 583
leak detection	10

INDEX

- A - (Continued)

APARTMENT MAINTENANCE (Continued)	
mailbox locks	444
multitester	3, 8, 10, 12
oven elements	510-514, 574-575, 620-622, 636, 644 724-726
P trap	421
pipe repair kit	60
range hood filters	451, 508, 569, 613, 717
range hoods	450
recovery equipment	22
screws	81
smoke alarms	13
sprayer	63
surface elements	515-517, 571, 614, 720
tape	68
thermostats	247-257
tissue roller	448
toilet seat	414
transformers	233
tub and shower parts	396
vent hood motors	116
water heater parts	423
APPLIANCE	
dollies	88
spray paint	455
touch-up paint	455
truck	88
APRILAIR FILTERS	218-220
AQUASTAT	301-302
ARMSTRONG	
circulator pump	196
ignitor, furnace	269
motor, HVAC	98
ATTIC VENTILATION	
motor	118
thermostat	162
ventilator assembly	162
AUTOMOTIVE ADAPTER	27
 - B -	
BACK SUPPORT	77
BAKE AND BROIL UNITS	383, 510-514, 574-575, 620-622, 636, 644, 724-726

- B - (Continued)

BALL VALVES	47
BASEBOARD HEAT	216
BATTERIES	
lithium	85
flashlight	85
BEARINGS, BLOWER	192
BELT	
drive motor	144
fractional horsepower (FHP)	194
industrial	194
laundry	499, 530, 532, 563, 602, 611-612, 631, 641, 688-691, 707-710, 714, 716
BENDER, TUBING	34
BEVERAGE COOLER CONTROL	353
BIRD GUARD	490
BLACK IRON FITTINGS	44
BLADES	
condenser	190, 545, 588, 637
evaporator	187, 544, 654
hubless	187
power vent	118, 189
propeller	188
puller	76, 193
BLOCK, SURFACE UNIT	516, 572, 617, 721
BLOWER	
accessories	160
bearings	192
centrifugal	165
control	245, 279
draft inducer	98-115
fireplace	164-165
furnace	98-115
mounting kit	192
parts	192
propeller	189
pulleys	193
shaft	192
squirrel cages	191
wheel, evaporator	191
wheels	191, 378, 381, 383

INDEX

- B - (Continued)

BLOWER WHEEL	
double inlet	185, 191, 378
single inlet	116, 191, 378, 381, 383
BOARD FURNACE	
Carrier	283
Coleman	170
ICP	280
Lennox	280
Trane	184
BOARDS	
Coleman	170
blower control	97, 292
Heil	173
oil furnace control	279
warm air furnace	279
York	170
BOILER	
flow switch	301
temperature control	301
zone valve	302
BOOKS, REPAIR	485
BOOSTER FAN	
dryer	488
duct	228
radon kit	220
register	229
BOWL, SURFACE UNIT	520-521, 536, 572, 615, 721
BRACKETS	
adjustable motor	160
air conditioning	211
condenser motor	160
hex hub	139
mini splits	212
motor mounting	160
water heater	424
BRASS FITTINGS	43
BRAZING	
torch, acetylene	37
torch, sure fire	39
BREAKER, CIRCUIT	170, 238, 276

- B - (Continued)

BROAN-NUTONE	
filters	451
motors	117-118, 126, 450, 452
range hoods	450
squirrel cage fan	126
vent hoods, bath	452
BROIL ELEMENTS	510-514, 574, 621, 636, 724, 726-727
BRUSHES	
acid	46
dryer vent	66, 487
parts cleaning	66
refrigeration	66, 553
BUBBLER, WATER COOLER	377
BULB	
appliance	570, 697, 727
clip, range	576, 724, 731
microwave	506, 613, 718
BURNER	
block	516, 572, 617, 721
bowl	520-521, 536, 572, 615, 721
dryer parts	494
gas top	525, 536, 578, 623, 734
orifice	260-261, 579, 604, 694
oven elements	383, 510-514, 574-575, 620-622, 724-726
range surface	515-517, 571, 614, 720

- C -

CAL BLU	17
CAPACITOR	
dry run	157
Made in USA	156-157
microwave	506, 569, 613, 717
multi-rated	159
resistor	158
Sigma	155
start	158
tester	7-8, 157
CARBON MONOXIDE	
alarm	13
detector	4-5, 13
test instrument	4, 5, 11, 12, 13, 16

INDEX

- C - (Continued)

CARRIER	
control, blower	292
control, furnace	287
flame sensors	266
ignition board	274
ignitor	271
motor mount	160
motors	99, 137, 141
CARTRIDGE	
faucet	400, 402, 405-406
fuse	237
water filter	371-373, 437, 468, 474-476, 549, 590, 627, 638, 661-662
CAULKING	455
CENTRIFUGAL BLOWERS	165
CERAMIC FUSE LINK	304
CHARGING	
gauges	30
hoses	25, 28
manifold	25, 29, 30
scales	5, 26, 32
valves	27, 338
CHEMICALS	
dehydrant	18
leak detector	17
mini split cleaner	213
water heater tankless descaler kit	60
CIRCUIT BREAKERS	170, 238, 276
CIRCULATING PUMP	196
CLAMPS	
dryer vent	493
hose	481
CLAMP ON METER	6, 9
CLEANERS	
coil	51, 58
deodorizer	62
evaporator	58
flame sensor	266
garbage disposer	440
mini split	213
Nu-Blast	58
Port-a-Blaster	50
stainless steel	69

- C - (Continued)

CLOCK SET-BACK-THERMOSTAT	247-257
CLOSET	
bolt	416
flange	416
COAXIAL COIL	327
COIL	
A coil	207-208
cleaner	51, 57
coaxial	327
electric heating	304
gun	63
oven element	508
solenoid, dryer	494, 604, 694
COIN CHUTES	502
COLD CONTROL	
beverage cooler	353
RAC-room air conditioner	349
refrigerator-freezer	349, 353, 359, 456, 542, 584, 649-650
COLEMAN	
motor mount	128
motors	100, 168
parts	168
COMMERCIAL COOKING	
Blodgett	378-379
Frymaaster	382
Henny Penny	379-380
ignition module	378-381, 383
oven thermostats, gas & electric	387 - 389
ignitor	386
limit controls	390
ram ignition module	386
Southbend	380 - 381
Vulcan Hart	383 - 384
COMPACTOR BAGS	478, 595, 682
COMPRESSORS	
acid test	328
Argus	321
air conditioning	319-320
direct current	326
natural refrigerants	322

INDEX

- C - (Continued)

COMPRESSORS (Continued)	
refrigeration	322-323, 361
rotary	319
terminals	328
time delay	340
tote tool	328
CONDENSATE LINE CLEANER	26, 201
CONDENSATE PAN	
furnace	198
heated	198
spray	61
treatment	62
CONDENSATE PUMPS	199, 212
CONDENSER MOTORS	
5" GE	131
air conditioning	132, 134, 139
refrigeration	116
refrigerator-freezer	120, 359, 457, 545, 588, 630, 637, 653
watt motor	120
CONDENSING UNIT	
refrigeration	315-318
water valve	327
CONNECTOR	
faucet	407
gas dryer and range	47
hose	481
toilet	411
water heater	431
CONTACTOR	234
CONTACTS SURFACE UNITS	516, 572, 617, 721
CONTROLS	
air conditioner	349
beverage cooler	353
blower	245
cold control	349, 353, 359, 456, 542, 584, 649-650
commercial cooking	378-391
de-ice	347
defrost commercial	350-355
fan	242
fan cycle	245

- C - (Continued)

CONTROLS (Continued)	
fan-limit switch	241-244
gas range	525, 580, 624, 644, 735
gas water heater	425
head pressure	358
heat pump	346, 347
heating gas	298
HSI	276
ice machine	349
ignition commercial cooking	378-391
ignition heating	274, 384
millivolt	385
refrigeration	355-358
refrigerator temperature	349, 353, 355, 359, 456, 542, 584, 649-650
spark, cooking	528, 536, 579, 623, 734
temporary	456
water heater element	424
wide range	355
Zonline	166
COOKING	
commercial	378-391
drip bowls	520-521, 536, 572, 615, 721
oven elements	383, 510-514, 574-575, 620-622, 636, 644, 724-726
surface elements	515-517, 571, 614, 720
surface unit blocks	515-517, 572, 617, 721
COOKTOP TREATMENT	614, 721
COPELAND, MOTOR	123
COPPER TUBING	41, 210
CORD	
dryer	479
extension	479
fan	152
pigtail - disposer	441
range	479
small appliance	515
CORE REMOVAL TOOL	337
COUPLING	
hose	481
microwave	719

INDEX

- C - (Continued)

CRIMPING TOOL	
PEX.....	413
wire.....	72, 83
CURRENT RELAY.....	325, 344
CUTTER	
tube.....	33
wire.....	72, 83-84
CUTTING ATTACHMENTS.....	38
CYLINDERS WELDING.....	38

- D -

DEFROST	
control, heat pump.....	348
heat pump.....	346
heater, commercial.....	339
heaters.....	463, 546, 586, 640, 652
steamer.....	50
thermostats.....	355, 464, 546, 585, 629, 639, 651
timers, commercial.....	350-355
timers, domestic.....	464, 543, 585, 650-651
DEHUMIDIFIER MOTOR.....	125
DE-ICE CONTROL.....	367
DELFIELD, MOTORS.....	122
DESA HEATER IGNITOR.....	273
DETECTOR	
carbon monoxide.....	4, 5, 11, 12, 13, 16
combustible gas.....	7, 10, 26
flood.....	13, 200
refrigerant gas.....	5, 10, 12, 26
smoke alarm.....	13
smoke, duct.....	230
DIAL THERMOMETER.....	14
DIFFUSER.....	202
DIODE, MICROWAVE.....	507, 613, 717
DISCONNECTS, A/C.....	240
DISHWASHER	
cleaner.....	483, 680
connector.....	441, 680
drain hose.....	481, 557, 601, 630, 673
faucet adapters.....	483, 680
manual.....	485
socket tool.....	484
valves.....	498, 556, 596, 630, 640, 677

- D - (Continued)

DISPOSER	
diverter.....	397
drain adapter.....	441
garbage.....	439-440, 559, 595, 682
parts.....	408, 595
stopper.....	408, 595
DOOR	
boot seal, front load washer.....	568, 612, 635, 642, 715
gasket, dishwasher.....	554, 597, 671
gasket, oven.....	577, 625, 727
gasket, pellet stove.....	308
gasket, refrigerator freezer.....	465, 476, 537, 581, 645
True refrigerator.....	359
locks.....	444
stops.....	449
switch laundry.....	485, 532, 559, 565, 602, 609, 631, 634, 645, 684-685, 699
switch refrigerator freezer.....	465, 538, 583, 627, 639, 646
DRAFT INDUCER.....	98-115, 163
DRAIN	
cover.....	419
lavatory.....	399
shower.....	399
stopper.....	398
DRAIN HOSE	
dishwasher.....	481, 557, 630, 673
washing machine.....	481, 567, 611-612, 632, 707, 716
DRAIN PAN TABLET.....	201
DRIERS	
core.....	331
heat pump.....	330
refrigerator.....	336, 548, 668
DRIP BOWLS, RANGE.....	520-521, 536, 572, 615, 721
DRYER	
connector.....	491
vent alarm.....	488
venting.....	490-493

INDEX

- D - (Continued)

DUCT	
aluminized	493
booster	488
fan	228
heater	304
humidifier venting	218
smoke alarm	230
tape	68
tite fit	491
vent	493

- E -

ELECTRIC HEATING PARTS	182, 303-305
ELECTRICAL TAPE	90
ELECTROSTATIC FILTER	221
ELEMENTS	
bake and broil	383, 510-514, . . . 574-575, 620-622, 636, 644, 724-726
defrost, heater, commercial	339
defrost, heaters	463, 546, 586, 640, 652
dryer	495-497, 531, 562-563, 605-606, 632, 641, 692-693
electric heat	182, 304
oven	383, 510-514, . . . 574-575, 620-622, 636, 644, 724-726
surface	515-517, 571, 614, 720
water heater	423, 432
EPA CERTIFICATION	23
EPOXY REPAIR KIT	64
EVAPORATOR	
A coil	206-208
fan blades	544, 654
fan motor	122, 124-125, 458, 544-545, 587-588, 626-630, 639, 654-655
heater	462
pan, commercial refrigeration	198
refrigerator/freezer	477, 548
repair kit	64
EXHAUST VENT MOTOR	98-116, 186, 306
EXPANSION VALVES	209, 332
EXTRA-HEAT	491

- F -

FAN	
bathroom	452-454
blade remover	76, 193
blade hubless	187, 461
blades propellers	189
centers	232
control	340
cooling	151
cycling controls	242
damper	229
duct	228
exhaust	228
limits	241
radon kit	220
relays	231
roof	162
room to room	229
switch, heat sequencers	305
FAN & LIGHT SWITCH	465, 538, 583, 627, 639, 646
FAN BLADES	
aluminum	187-188
Goodman	177
Intercity Products (ICP)	172
Nordyne	179
plastic	187, 461, 544, 588, 639, 654
Rheem	180
steel	189
FAN CENTER	182, 232
FAN COIL MOTOR	123, 458
FAN SQUIRREL CAGE NUTONE	126
FAN-LIMIT SWITCH	241-244, 309
FAUCET	
Delta parts	400
pop up	401
repair parts	403
FILTER	
air conditioner	205
air media	220
air, refrigerator	539, 627, 646
aluminum	205, 613, 717, 727
Aprilair media	220
cooking vent	451, 508, 569, 613, 636, 717
cut-to-fit	205

INDEX

- F - (Continued)

FILTER (Continued)

electronic	220
electrostatic	221
ez access	221
foam	205
furnace	222
GE Zonline	167
ice machine	371-373, 468, 670
ice maker	468, 474-476, 549, 590, 627, 638, 661-662
oil	302
pleated	224
rack furnace	221
range hood	451, 508, 569, 613, 636, 717
refrigerator, air	539, 627, 646
reverse osmosis	437
spray	205
throw-a-way	222
whole house	437
FILTER-CORE DRIER	331
FIREPLACE BLOWER	115, 165
FIREPLACE PARTS	265
FITTINGS	
black iron	44
brass	42
compression	42
copper	41
faucet	407
flare	43
gas connector	47
hose	433
ice maker	43, 589
John Guest	433
PEX	412-413
push fit	435-436
PVC	43
quick connect refrigeration	45
refrigeration	43
Shark Bite	435-436
sweat	41
wrot	41
FLAME RECTIFICATION KIT	300

- F - (Continued)

FLAME SENSOR

Carrier	266
cleaner	266
Coleman	169
Intercity Products (ICP)	173, 266
Nordyne	178, 266
Rheem	181, 266
Trane	184, 266
White Rodgers	266
FLARE FITTINGS	43
FLARING TOOL	34
FLASHLIGHT	76, 86
FLEX DRYER VENTING	493
FLEXIBLE DRYER DUCT	493
FLEXIBLE GAS CONNECTOR	47
FLOOD PROTECTION	13, 200
FLUX, SOLDERING	40
FOAM STRIPS	205
FOAM, EXPANDING	65
FRIGIDAIRE	
belt	499, 563
dishwasher motor	557
dryer element	495, 562
oven element	574
range erc control	577
range ignitor	580
washer pump	566
FURNACE	
blower control	292
board	184, 274
board, warm air furnace	279
connector	47
controls, integrated	277, 287
defrost control	347
filter, media	220
filter, electronic	220
filters	222
flue motors	98-116, 168, 171, 175, 177, 178, 180, 186, 306-307
fuse, blade style	179, 184, 235
hot surface module	277
humidifier	218-219
ignitor	168, 169, 173, 175, 176, 182, 183, 267-273

INDEX

- F - (Continued)

FURNACE (Continued)

leveler	211
motors	140
parts, electric	304
parts, gas	294
pilot burners	263
pressure switch	169, 174, 178, 181, 185, 258
relays	231
thermocouples	267
transformers	233
valve, smart	280, 293
valve, DSI & HSI	296-299
valve, standing pilot	294-295
valve, wall furnace	299
v-belts	194
zone valve	302

FUSES

blade style	179, 184, 235
cartridges	236-237
ceramic links	304
furnace	179, 184, 235
microwave	507, 569, 613, 717

- G -

GARBAGE DISPOSERS	439-440, 559, 595, 682
-----------------------------	---------------------------

GAS

burner range top	383, 525, 578, 623, 734
combination valve	294
commercial cooking	378-388
connectors	47
dryer control	494, 531, 604, 631, 694
dryer ignition	494, 531, 604, 631, 694
dryer valve	494, 694
furnace ignitor	168, 169, 173, 175, 176, 182, 183, 267-273
installation tubing	47
ODS thermocouples	265, 536
orifices	260, 579
oven controls	387-388, 525, 580, 625, 644, 735
oven ignitor	384, 386, 526-527, 536, 580, 624, 636, 735

- G - (Continued)

GAS (Continued)

pilot generator	262, 384
pilot, furnace	263
pilot, stove	525, 733
pilotstats	262
pressure gauge	262
pressure regulator	262, 525, 580, 735
range knobs	383
regulator	262, 525, 580, 735
safety valves, oven	525, 580, 624, 644, 735
thermocouple safety	265, 295
thermocouples	267
thermostat limit	241-244
thermostats wall	248-257
valve, heating	169, 173, 176, 179, 183, 293-300
valve, space heater	299
water heater parts	425-426
GAS LOG PARTS	265
GAS VALVE	299
Baso	299
Coleman, Evcon, York	169
commercial cooking	378, 382, 384, 385
dryer	494, 694
fireplace	265
Goodman	176
heating	169, 173, 176, 179, 183, 293-300
hot surface ignition HSI	297-299
Intercity Products (ICP)	173
intermittent pilot	297-300
mobile home	295
Nordyne	179
pilot	295
redundant	296
smart, Honeywell	293
space heater	262
standing pilot, furnace	294
thermocouple safety	265, 295
Trane	183
vent free heaters	262
wall furnace	299

INDEX

- G - (Continued)

GASKET	
boot seal, front load washer	568, 612,
.	635, 642, 715
commercial refrigeration, door	313
dishwasher, door	554, 597, 671
magnetic	465
oven, door	577, 625, 727
pellet stove, door	308
refrigerator freezer, door	359, 465, 476,
.	537, 581, 645
GAUGE	
air filter	222
fan blade pitch,	189
manometer	262
pressure, commercial cooking	379
refrigeration, manifold	25, 30
GEMINI, MOTOR	119
GENERAL ELECTRIC	
defrost control	585
dishwasher motor	600
ice maker	592
ice maker filter	474, 590
ice maker valve	471, 591
oven elements	620-622
range igniter	624
surface units	614, 617
washer pump	500, 611
GLASSES, WELDING GOGGLES	38
GLOVES	79
GLUE	
3M adhesive	65
Gorilla	64
super	64
GOODMAN	
board, furnace 175, 277, 282-283, 289-291	
ignitor	176, 269
motors	100-101, 131, 141
parts	176-177
GORILLA GLUE	64
GRILLS & REGISTERS	203, 229
GUARD, THERMOSTAT	255, 259
GUN	
coil	63
heat	467

- H -

HAND TRUCKS	88-90
HANDLE	
faucet	401
Kohler	403
laundry door	559, 565, 604, 715
microwave	569, 612, 719
oven door	578, 624, 728
refrigerator door	537, 581, 645
HARD START PACK	341-342
HARDWARE, DOOR	449
HARNESS, SAFETY	77
HEAT EXCHANGERS	327
HEAT PUMP	
compressor	318
defrost control	346-347
reversing valve	346
reversing valve coil	346
temperature control	346
thermostat	251
HEAT SEAL STICK	65
HEATER	
aluminum	462
baseboard	216
braided	462
coil	508
coil, general purpose restring	304
crankcase	323
defrost	463, 546, 586, 640, 652
defrost, commercial	339
Desa heater ignitor	273
electric heat	216, 303-304
glass tube	463, 586, 652
infrared	216-217
kerosene ignitor	273
refrigeration	462
unit motor	143
water tank parts	424
HEATERS, INFRARED	216-217

INDEX

- H - (Continued)

HEATING

automatic ignition	278
draft inducer	98-116
electric, strip	304
electric, parts	303-305
gas, parts	294
hydronic	196, 301-302
safety resistors	304
thermostats	247-257
water circulating	196

HEIL

gas valves	173
motor	137, 171

HERMETIC VALVES

	338
--	-----

HOLE SAW

	74
--	----

HONEYWELL

aquastat	301
flame rod	267
HSI module	277
ignitor, furnace	267-268
intermittent pilot ignition system	300
line voltage wall thermostat	247
module, ignition board	278
pilots	263
smart valve	280, 293
thermocouple	267
Wi Fi thermostat	248-249

HOOD

assembly	450
filter	451, 508,
	569, 613, 636, 717
motor	115, 117-118, 450, 457

HOSE

accessories	481
charging	25, 28
clamps	481
connectors	481
dishwasher, drain	481, 557, 601, 630, 673
dishwasher, fill	482
inlet, washing machine	480
pinch-off pliers	80, 484
screen-washer	481
washers	481
washing machine, fill	480

- H - (Continued)

HOSE (Continued)

washing machine, drain	481, 567,
	611-612, 634, 707, 716
wye mixer	480
HUBLESS BLADES	187-188, 461
HUBS, PROPELLER	189
HUMIDIFIER PARTS	218

- I -

IAQ

iWave	226
NuShield	225
ICE CUBE TRAY	469, 583

ICE MACHINE

bin control	361, 367
chemicals	53, 372, 668
commercial valves	360, 362,
	365, 368-370, 670
control	366
filter	371, 373, 468, 670
float assemblies	360, 362, 366
harvest control	367
ice thickness	361, 363, 364
pump	362, 364, 367, 669-670
Scotsman	363
water valve	360, 362, 365, 368-370, 670
Whirlpool	670

ICE MAKER

filter	468, 474-476,
	549, 590, 627, 638, 661-662
Frigidaire	551
General Electric	592
inlet adapter	43, 468
inlet valves	469-473, 550, 590-591,
	628-629, 638, 658-660
installation kit	468, 661
LG	626
replacement	466
saddle valve	468
Samsung	637-638
Subzero	477
tester	467
water valve	469-473, 550, 590-591,
	628-629, 638, 658-660
Whirlpool	663-665

INDEX

- I - (Continued)

ICM CONTROLS	
blower controls	292
defrost boards	347
furnace ignition	278, 289, 291
head pressure	340
ignition module	276, 291
IPI gas ignition	274
time controls	245-246
voltage protection	345
ICP SEE INTERCITY PRODUCTS	
IGNITION	
gas dryer	494, 531, 604, 631, 694
modules, furnace.	274, 276, 278
modules, range	378-381, 383-384, 528, 536, 579, 623, 734
IGNITOR	
Amana furnace	175, 269, 272
Armstrong furnace.	269
Carrier	271-273
Coleman	168
Desa heater.	273
dryer	494, 531, 604, 631, 694
fireplace.	265
furnace	168, 169, 173, 175, 176, 182, 183, 267-273
Goodman	176, 269-273
Honeywell	267-268
Intercity Products (ICP).	173, 271-273
kerosene heater	273
Lennox	272-273
Nordyne.	178, 269, 271
oven	384, 386, 526-527, 536, 580, 624, 636, 735
pellet stove	312
piezo	265
Rheem.	182, 270-271
silicone nitride	272-273
spark module.	528, 536, 579, 623, 734
top burner	536, 579, 623, 733
Trane.	183, 269-273, 285
White Rodgers	268, 272, 285
York.	271-273

- I - (Continued)

INDOOR AIR QUALITY	
duct smoke detectors	230
filter base.	221
humidifier.	218-219
iWave	226
NuShield	225
systems.	220
INFINITE SWITCH	
.	390, 518, 535, 573, 616, 644, 722-723
INFRARED HEATING	
INLET VALVES	
dishwasher	498, 556, 596, 630, 640, 677
ice machine.	360, 362, 365, 368-370, 670
ice maker.	469-473, 550, 590-591, 628-629, 638, 658-660
washing machine	498, 532, 565-566, 609, 635, 643, 703-705
INSTALLATION	
dryer cords	479
dryer vent	493
extension cords.	515
faucet adapters	407
faucet supply line	410
gas connectors	47
hose, dishwasher fill	482
hoses, washing machine fill	480
ice maker kits	468, 661
range cords.	479
receptacles.	479
toilet supply lines.	411
water heater	431
INSTRUMENTS, TEST	
INTEGRATED CONTROL	
INTERCITY PRODUCTS (ICP)	
ignitor	173, 271-273
motors	102-104, 171
parts	171
relay heater	172, 245

- J -

JOHN GUEST FITTINGS.	433-434
-------------------------------------	---------

INDEX

- K -

KEROSENE HEATERS, IGNITOR.	273
KITS	
acid test.	328
blower mounting	160
brazing	38
dryer repair	499, 691
dryer vent	492
electric heat coil	304
fan and limit.	241
hard start.	341-342
ice maker install	468, 661
nitrogen	37
pilot orifice.	261
range knob	522
refrigerator door gasket.	465
surface unit knob.	522-523
terminal, solderless	83
welding	37
wire nuts	84
KLEEN AIR.	63
KNEE PADS.	79
KNOBS	
commercial cooking	380, 383
range.	522, 535, 578, 636, 732
KOHLER HANDLES.	403
KWIK-CHARGE	328

- L -

LAUNDRY	
coin chutes	502
commercial	504
dryer vent	493
dryer, gas ignitor	494, 531, 604, 631, 694
Greenwald.	503
hose, washing machine drain	481, 567, 611-612, 634, 707, 716
hoses, washing machine fill	480
manual	485
switches, door	485, 532, 559, 565, 602, 609, 631, 634, 645, 684-685, 699
tools, specialty.	484
water valve	498, 532, 565-566, 609, 635, 643, 703-705

- L - (Continued)

LAVATORY	
drain	408
repair parts	408
LEAK DETECTOR	
bubble	17
carbon monoxide.	4, 12-13
natural gas	7, 10, 26
propane gas	7, 10, 26
refrigerant	5, 10, 12, 17, 26
UV refrigeration.	12
LEAK-LOCK	65
LENNOX	
board furnace.	291
HSI modules	277
ignition module	274
ignitor, furnace.	272-273
motors	105, 137
LEVER, TOILET TANK.	417
LIGHT BULBS	506, 538, 570, 583, 601, 613, 647, 718, 727
LIL' POPPER	276
LINE SET, WHITE PIPE.	213
LINT TRAP KIT.	492
LITTLE GIANT	
condensate pump	199
sump pump	195
LOCKS	
door	444
mail box.	444
LUBRICANTS.	49

- M -

MAGNETIC PARTS TRAY	76
MAGNETRON TUBE	506, 569, 613, 717
MANIFOLD, CHARGING	25, 29-30
MANOMETER	4, 7, 11, 262
MAYTAG	
defrost control	650
dryer heater.	496, 693
ice maker.	663
range element.	725
range erc control.	729
range ignitor	735

INDEX

- M - (Continued)

MEDIA, AIR FILTER	220
MERCURY, SAFETY FLAME SWITCH	525
MICROWAVE	
bulbs	506, 613, 718
capacitor	506, 569, 613, 717
diode	507, 569, 613, 717
door switch	507, 569, 717
fuse	507, 569, 613, 717
magnetron tube	506, 569, 613, 717
motor	612, 719
paint	507
parts	506-507
tester	507
tool	507
MILKHOUSE HEATER	216
MINI SPLIT A-C	
cleaners	213
condensate pump	212
cover guard	211
mounting bracket	212
pan, treatment	201
MIRROR BATHROOM	448
MIXING VALVES	498, 532, 565-566, 609, 635, 643, 703-705
MOBILE HOME	
furnace, thermostat	242
gas valve	295
motor	100, 137, 168, 178
furnace ignition	274-276, 278
Honeywell	276
MODULES	
furnace	274, 276, 278
range	378-381, 383-384, 528, 536, 579, 623, 734
York	274
MOTOR	
1625 rpm	139
1725 rpm	145
21-29 frame	129
277 Volt	38
3½ inch diameter	125
3450 rpm	145

- M - (Continued)

MOTOR (Continued)	
39-48 frame	185
4.4 inch diameter	127
5 inch diameter	128, 131
51 frame	120
5½ inch diameter	132, 139-140
825 rpm	133
ac cooling fan	151
air compressor	163
air conditioner	133
air conditioner exact	138
Amana	98, 177
Armstrong	98
attic	118, 162
auger, ice	364, 552, 594, 666-667
auger, pellet stove	311
belt drive	144
Broan	117-118, 126, 162, 450, 452
Burnham	98
C face	148
Carrier	99, 137, 141
centrifugal blower	165
circulator	197
clamps	160
Coleman	100, 168
commercial refrigeration evaporator	122
condenser, air conditioner	132-133
condenser, refrigeration	120, 359, 365, 457, 476, 588, 630, 639, 653
Copeland	123
dehumidifier	125
Delfield	122
draft inducer	98-113
duct booster	228
Dunkirk	100
ECM	91-97, 121, 133
evaporative cooler	145
evaporator	122, 124-125, 458-459, 544-545, 587-588, 626-630, 639, 654-655
evaporator fan coil	130
fan coil	130
flue w/switch	116

INDEX

- M - (Continued)

MOTOR (Continued)	
furnace	140
GE Zoneline	167
Gemini	119
Goodman	100-101, 131, 141, 177
grommet	128, 160
Heatcraft	123
heater unit	143
Heil	103, 137, 171
high ambient	135, 146
inducer	98-116, 168, 171, 175, 177, 178, 180, 186, 306-307
industrial	146
Intercity Products (ICP)	102-104, 171
Lennox	105, 137
microwave	612, 719
mobile home	100, 137, 168
mobile home furnace	128, 137
multi horsepower	135
Nordyne	108, 178
oil burner	144
Orion	151
pellet stove	115, 306-307, 311
pool pump	151
protector	345
range hood	115, 117-118, 450, 457
refrigeration, commercial	122-123
refrigerator, condenser	120, 359, 457, 545, 588, 630, 637, 653
rescue	92, 95, 133-134
resilient base	145
Rheem	108-110 138, 180
rigid base	147
roof ventilator	118-119, 162
skeleton	115, 122, 457
swamp cooler	145
Tecumseh	123
Trane	111-112, 138, 186
unit heater	140, 143
utility	115
vent hood	115, 117-118, 450, 457
water heater	163

- M - (Continued)

MOTOR (Continued)	
watt	120, 359, 457, 545, 588, 653
window unit	125
York	113-114, 168-169
MOTOR ACCESSORIES	
base, fit-all	161
belly bands	160
belts	194
brackets, 51 frame	160
capacitors	155-159
ECM board	97
hex hub brackets	160
hub, propeller fan	189
lug mounting adapter	160
pulleys	193
rain shield	160
shaft bushing	161
straps, mounting	160

- N -

NIPPLE, BLACK IRON	44
NITRIDE IGNITOR	183, 268, 272-273, 285
NITROGEN KIT	37
NORDYNE	
board furnace	179, 290
flame sensor	178, 266
ignitor	178, 269
motors	108, 178
NUT DRIVERS	69, 80
NUTONE	
filters	451
motors	117-118, 126, 450
range hoods	450
squirrel cage, fan	126
vent hoods, bath	452

- O -

ODOR REMOVER	62-63
ODS SAFETY	265, 536

INDEX

- O - (Continued)

OIL	
additive	.21
burner motors	.144
filters	.302
lubricating	.48, 49, 481
penetrating	.48, 49, 481
refrigeration	.21
rust buster	.48, 481
vacuum pump	.31
WD-40	.49
zoom spout	.48, 481
OIL FURNACE	
board, control	.279
filters	.302
motor	.144
primary control	.302
ORFICES	
drill set	.262
pilot orfices	.261
drills	.262
gas	.260, 579, 694
range	.579
O-RING	.410, 557
OUTLET, COAXIAL CABLE	.442
OVEN	
commercial controls	.378-391
controls, gas safety	.525, 580, .624, 644, 735
door gasket	.577, 625, 727
door switches	.507, 569, 570, 717
electric thermostat	.388, 391, 524, 536, .576, 618, 730
element coils	.508
elements, bake and broil	.383, 510-514, .574-575, 620-622, 636, 644, 724-726
gaskets	.577, 625, 727
ignitor	.384, 386, 526-527, .536, 580, 624, 636, 735
indicator lamp	.570
lamps	.506, 570, 613, 718, 727
microwave tester	.507
non-insulated terminal	.83, 519

- O - (Continued)

OVEN (continued)	
sensor	.378-380, 382-383, .576, 619, 644, 731
temperature tester	.16
thermocouple	.525
thermostat, gas	.387-388, 525, 579, 619
units	.383, 510-514, 574-575, .620-622, 636, 644, 724-726
OVERLOAD PROTECTOR	.344, .547, 589, 657

- P -

PAINT	
microwave	.507
spray	.455, 507
touch up	.455, 507
PAN	
refrigeration, evaporation	.198
surface unit	.520-521, .536, 572, 615, 721
PASTE, SOLDERING	.46
PELLET STOVE PARTS	.306-312
PEX FITTINGS	.412
PHASE MONITOR	.345
PHONE OUTLET	.442
PHOTO ELECTRIC CONTROLS	.351
PIGTAILS	.479
PILLOW BLOCKS	.192
PILOT	
burner	.263
generator	.262, 385
ODS	.265, 536, 733
orifice	.261
PILOT IGNITION SWITCH	.300
PILOT-STAT	.262
PINCH OFF TOOL	.34, 80, 484
PIPE	
dope	.65
fittings	.44
insulation tube	.42
joint compound	.65
PVC	.420
repair kit	.419

INDEX

- P - (Continued)

PIPE WRENCH	72
PLENUM LIMIT	174, 177, 178, 182, 243, 244
PLIERS	
groove	72
KD specialty	80
Vice-Grip	71
washer hose	484
wire	72, 83, 84
PLUG	
fuses	235
lavatory drain	409
PLUMBER'S, SAND CLOTH	46
PLUMBING	
ballcocks	417
bathroom accessories	448
closet bolts	416
faucet connector	410
faucet repair	400-407
faucet repair parts	400-407
fittings	433-436
pop-up assemblies	408
PVC pipe	420
PVC tubular	420
shower accessories	396
sink accessories	409
strainer	409
toilet connector	411
toilet plunger	415
toilet repair	415
toilet seat	414
tub accessories	410
POCKET THERMOMETER	3, 14
POOL MOTOR	150-151
POP UP, SINK	407-408
POTENTIAL RELAYS	342
POWER VENTILATOR	162
PRESSURE CONTROL	354, 358
PRESSURE SWITCH	
dryer booster	488
furnace	169, 174, 178, 181, 185, 258
pellet stove	309
refrigeration	354, 358
washer	567, 608, 632, 702

- P - (Continued)

PRICE PFISTER PARTS	405
PRO1 WALL THERMOSTAT	254-257
PROPELLER BLADES	189
PROTECTION	
back	77
smoke	13
PSYCHROMETER	3, 7
PTAC PARTS	166
PULLEY, ADJUSTABLE	193
PULLEY, BLOWER	193
PUMPS	
circulator	196
circulator parts	197
condensate	199
ice machine	362, 364, 367, 669-670
Manitowoc	362
parts	197
Scotsman	364
submersible	195
sump	195
utility	195
vacuum	26, 31
washing machine	500-501, 533, 566, 611, 634, 642, 706-707, 709
water, circulating	196
PUTTY	
epoxy	64
plumbers	432
PVC	
fittings	420
plumbing	420
tubular	419
PVC FITTINGS	420

- Q -

QUARTZ HEATERS	216
----------------	-----

- R -

RADON FAN KIT	220
RAM IGNITION MODULE	386

INDEX

- R - (Continued)

RANGE

block, surface unit 515-517, 572, 617, 721
broiler pan521
burner bowl, surface unit.520-521,
.536, 572, 615, 721
burner knobs 380, 522, 535, 578, 636, 732
burners electric, top515-517, 571,
.614, 720
burners gas, oven623, 735
burners gas, top383, 525, 623, 734
commercial controls378-391
connector47
cords479
door gaskets577, 625, 727
drip pans, electric520-521,
.536, 572, 615, 721
elements, bake-broil383, 510-514,
.574-575, 620-622, 636, 644, 724-726
filters, vent.451, 508, 569, 613, 636, 717
flex gas connector.47
hood450
ignitor384, 386, 526-527,
.536, 580, 624, 636, 735
indicator lamps570, 727
infinite switches.390, 518, 535,
.573, 616, 644, 722-723
knob, electric.384, 535
knob, gas.384, 732
lamps, oven.506, 570, 613, 718, 727
module378-381, 383-384,
.528, 536, 579, 623, 734
oven door gaskets.577, 625, 727
oven door switch.570
oven ignitor384, 386, 526-527,
.536, 580, 624, 636, 735
oven safety valves525, 580,
.624, 644, 735
oven sensor.378-380, 382-383,
.576, 619, 644, 731
oven thermostat, gas387-388,
.525, 579, 619
pigtales479
regulator, gas262, 525, 580, 735

- R - (Continued)

RANGE (Continued)

rings, trim520, 615, 721
surface unit515-517, 571, 614, 720
switches, surface.390, 518, 535,
.573, 616, 644, 722-723
temperature tester.16
thermostat, electric388, 391,
.524, 536, 576, 618, 730
trim ring520, 615, 721
vent hood450
vent hood filters.451, 508,
.569, 613, 636, 717
vent hood motors115, 117-118, 450, 457
wire, glass519
wire, polyethylene519
RATCHET WRENCH69
RECEPTACLE
dryer and range.479
range burner515-517, 572, 617, 721
RECORDER, TEMPERATURE15
RECOVERY EQUIPMENT
driers329
refrigeration systems.22, 26
tag23
tanks23
REFRIGERANT
charging equipment.18, 24-26, 27-32
leak detector5, 10, 12, 17, 26
natural24
REFRIGERATION
acid test kit328
air filter539, 627, 646
charging cylinder.18
charging hose25, 28
cold controls349, 353, 355,
.359, 456, 542, 584, 649-650
commercial controls355
commercial parts.352
compressor321-326, 361
condenser blade187-189 461,
.545, 588, 639, 654
condenser motor120, 359, 365,
.457, 476, 545, 588, 630, 639, 653

INDEX

- R - (Continued)

REFRIGERATION (Continued)

condensing unit	315-318
copper joining	46
defrost, heater, commercial	339
defrost, heaters	463, 546, 586, 640, 652
defrost thermostat	355, 464, 546, 585, 629, 639, 651
defrost timers, commercial	350-355
defrost timers, domestic	464, 543, 585, 650-651
door gasket, refrigerator freezer	465, 476, 537, 581, 645
door gasket, True Refrigerator	359
door switches	465, 538, 583, 627, 639, 646
driers	336, 548, 668
EPA test	23
evaporator	477, 548
evaporator motors	122, 124-125, 458-459, 544-545, 587-588, 626-630, 639, 654-655
expansion valve	209, 332
filter, air	539, 627, 646
fitting	43, 45
gasket, commercial	465
ice machine filter	371-373, 468, 670
ice maker filter	468, 474-476, 549, 590, 627, 638, 661-662
ice machine parts	360-376, 669-670
ice machine water valve	360, 362, 365, 368-370, 670
ice maker parts	467-469, 552, 592-594, 638, 668
ice maker water valves	469-473, 550, 590-591, 628-629, 638, 658-660
insta tap	23
low loss connector	32
manifold	25, 29-30
motor, condenser	120, 359, 365, 457, 476, 588, 630, 639, 653
motor, evaporator fan	122, 124-125, 458-459, 544-545, 587-588, 626-630, 639

- R - (Continued)

REFRIGERATION (Continued)

oil	21
oil treatment	21
pressure control	354, 358
quick coupler	32
recovery system	22, 26
recovery tank	23
red leak detector	17
relay	325, 340-344, 456, 547, 589, 656-657
relay and overload	325, 341-344, 456, 547, 589, 656-65
sight glasses	335
temperature control	349, 353, 355, 359, 456, 542, 584, 649-650
thermometer	14
thermostats, control	349, 353, 355, 359, 456, 542, 584, 649-650
thermostats, defrost	355, 464, 546, 585, 629, 639, 651
time and temp recorder	15
timers, defrost - commercial	350-355
timers, defrost - domestic	464, 543, 585, 650-651
tube cutter	33
valves, access	338
valves, ice machine	360, 362, 365, 368-370, 670
valves, ice maker	469-473, 550, 590-591, 628-629, 638, 658-660
REGISTERS & GRILLS	202, 229
REGULATOR, GAS	262, 525, 580, 735
RELAY	
24 volt	231
current	218, 325, 343
fan	182, 231
general purpose	231
heater	245
Intercity Products (ICP)	172, 245
potential	342
sensing, humidifier	218
solid state	246, 340-342, 344, 456, 547, 589, 656-657

INDEX

- R - (Continued)

RELAY (Continued)	
switching	246
time delay	245-246, 340
REMOTE CONTROL, MINI SPLIT A-C.	213
REPAIR BOOKS.	485
REVERSE OSMOSIS	437-438
RHEEM	
board, furnace.	181, 285, 291-292
control, blower.	181, 292
motor mount	160, 180
motors	108-110, 138, 141, 180
parts	180-182
sequencers	182
RING, SURFACE UNIT	520, 615, 721
ROLL OUT SWITCH	168, 174, 177, 178, 182, 184, 244
ROOF VENT MOTOR	118-119, 162
ROTARY COMPRESSORS	319
RUST BUSTER	48, 481
RX11 FLUSH	61

- S -

SADDLE VALVE.	468
SAFETY	
harness	77
valve-oven-domestic.	525, 580, 624, 644, 735
SAW	
hack.	75
hand	75
hole	74
SAW, HACK	75
SAYCO FAUCET PARTS	405
SCALE, REFRIGERATION	5, 26, 32
SCOTSMAN ICEMAKER.	363-365, 367-369
SCREWS SPEED	81
SEALANT	
industrial	65, 687
pellet stove	308
silicone	455

- S - (Continued)

SENSORS	
dryer, flame	531, 694
dryer, moisture	631, 641, 696
gas flame switch	169, 173, 178, 181, 184, 262, 266
oven	378-380, 382-383, 576, 619, 644, 731
SENSOR, FLAME	
Carrier	266
cleaner	266
Coleman	169
Intercity Products (ICP).	173, 266
Nordyne.	178, 266
Rheem.	181, 266
Trane	184, 266
White Rodgers	266
SEQUENCE CONTROLS	
electric heat.	305
Goodman	177
Rheem.	182
SHAFT ADAPTER BUSHING	161
SHAFT, BLOWERS	192
SHIELD RAIN MOTOR.	160
SHOWER	
accessories	396-397
door hardware	448
drains	399
head	396
repair parts	447
rod, curtain	447
splash guard	448
SIGHT GLASSES.	335
SILICONE GREASE.	49, 666
SILICONE SEAL.	455
SILL COCK,	422
SINK	
basket strainer.	398
kitchen.	414
lavatory	411
stopper	408, 441, 595

INDEX

- S - (Continued)

SKELETON MOTORS	115, 122, 457
SLO-LAG FUSES	235
SNAP COUPLING	483
SNAP-AROUND METER	6, 9
SOCKET WRENCH	
dishwasher	484
water heater	423
SOLDER & FLUX	46
SOLDERLESS TERMINALS	83, 519
SOLENOID	
pilot valve	295
valve, general purpose	335
valve, refrigerant	334
SPACE HEATER CONTROL	262-265, 299
SPANNER WRENCH	484
SPRAY PRODUCTS	
air filters	205
Nu-Calgon	58
paint	455
Vapco	52
SQUIREL CAGES	99, 126, 191
STAINLESS STEEL REPAIR	478
START CAPACITORS	158
STEAMER	50
STOPPER, DISPOSER	408, 441, 595
STOVE EYES	515-517, 571, 614, 720
STRAINER	
basket	398
drain	409
sink	409
tub	410
STRAPS, TIE DOWN	89
STRIPPER, WIRE	72, 83-84
STUD, RUBBER MOUNT	161
SUB ZERO	476-477
SUCTION LINE DRIER	330
SUPPORT, BACK	77
SURFACE UNIT	
blocks	515-517, 572, 617, 721
elements	515-517, 571, 614, 720
pans	520-521, 536, 572, 615, 721
switch	390, 518, 535, 573, 616, 644, 722-723

- S - (Continued)

SWAGING TOOLS	36
SWAMP COOLER, MOTOR	145
SWITCHES	
air pressure	162
air sensing, pressure	169, 174, 178, 181, 185, 258
appliance, dryer door	485, 532, 559, 602
boiler flow	301
circuit breaker	170, 238-239, 276
condensate safety	198
fan and light	465, 538, 583, 627, 639, 646
fan delay	245
flow, boiler	301
GFCI, wall	442
ice maker	467
ignitor, top burner valve	623
infinite	390, 518, 535, 573, 616, 644, 722-723
infinite commercial cooking	390
laundry	485, 609, 632, 635, 684-685, 702
limit	177, 178, 182, 185, 243-244
microwave, door	507, 569, 717
refrigerator door	465, 538, 583, 627, 639, 646
rocker	442, 450
roll out	168, 174, 177, 178, 182, 184, 244
sail	162
surface unit	390, 518, 535, 573, 616, 644, 722-723
thermal limits (fuse link)	184, 304
time delay	245-246, 340

- T -

TACHOMETER	3
TAG-RECOVERY	23
TANK	
expansion	424
sprayer	63
welding	38

INDEX

- T - (Continued)

TAPE

aluminum	68
cork, insulation	67
duct	68
electrical	67
foam	67
foam, insulation	67
foil, duct	68
no-drip	67
packaging	67
pipewrap	67
teflon	65, 432

TECUMSEH

compressor	318-319, 321
condensing unit	315, 317
motors	123

TEMPERATURE

recorder	15
tester	3-9, 11, 15-16

TEMPERATURE CONTROL

boiler	301
refrigeration	355-357

TERMINALS

compressor	328
non-insulated	83, 519
range block	515-517, 572, 617, 721

TEST EQUIPMENT

air flow	7, 11
anemometer	7, 11
capacitor tester	3, 7, 8, 9, 157
carbon monoxide	4, 5, 11, 12, 13, 16
charging hose	25, 28
clamp on meter	6, 9
CO leak detector	4, 5, 11, 12, 13, 16
combustible gas	7, 10, 12, 26
flue gas analyzer	5, 16
ice maker	467
infrared thermometer	4, 14, 15, 16
leak detector, refrigerant	5, 10, 12, 17, 26
manifold	25, 29-30
manometer	4, 7, 11, 262
multimeter	3, 8, 10
natural gas detector	7, 10, 12, 26

- T - (Continued)

TEST EQUIPMENT (Continued)

ohmmeter	3, 6, 8, 9, 10
oven tester	16
pressure temperature	16, 32
psychrometer	3, 7
refrigerant gas	5, 10, 12, 17, 26
tachometer	3
temperature tester	3, 4, 6, 8, 9
thermometer	3, 4, 7, 11, 14, 15, 16
vac-check	30
Zebra Stat	97

TEST KIT, ACID 328

THAWZONE 18

THERMAL LIMITS

fuse link	185, 304
plenum limit	174, 177, 178, 182, 243, 244
roll out switch	168, 174, 177, 178, 182, 184, 244

THERMISTOR

cooking	378, 379, 383
dishwasher	679
dryer	563, 632, 641, 645
ice machine	356, 360, 363, 669
refrigeration	456, 480, 542, 550, 584, 634, 648, 655
wall thermostat	254
washer	565, 566, 634, 640, 642, 703

THERMO TRAP 46

THERMOCOUPLE

adapter	267
junction block	267
O.D.S type	265, 536
safety	385
thermocouple	267
thermopile	262, 385
vent free ODS	265

THERMOMETER

infrared	4, 14, 15, 16
pocket	14, 16
refrigerator	14

INDEX

- T - (Continued)

THERMOSTAT

adjustable	243, 696
boiler, temperature control	301
clock, set-back	247-257
Coleman, limit	168
commercial, gas oven	387-388
commercial, oven	388-389, 391
defrost limit	355, 464, 546, 585, 629, 639, 651
dryer	494, 531, 563, 605, 632, 641, 696
dryout, low ambient	259
duct	228
electric heat	247
electric oven	388, 524, 536, 576, 730
Fryer	382, 389
gas oven	387-388, 525, 579, 6195
guards	255, 259
heat pump	248-257
heating/cooling	247-257
ice maker, defrost	467, 668
line voltage	247
manual reset	168, 174, 177, 178, 182, 244
millivolt	253
plenum limit	174, 177, 178, 182, 243, 244
probe	515
range, electric	388, 391, 524, 536, 576, 618, 730
range, gas	387-388, 525, 579, 619
roll out switch	168, 174, 177, 178, 182, 184, 244
skillet	515
wall	247-257
water heater, electric	424, 432
water heater, gas	425, 426, 432
WiFi Heat and Cool	248-250, 254
TIE DOWN STRAPS	89
TIME CONTROL	245-246, 340
TIME DELAY	245-246, 340

- T - (Continued)

TIMERS

commercial refrigeration	350-352
defrost, commercial	350-355
defrost, domestic	464, 543, 585, 650-651
laundry	560, 601, 609, 683
mechanical	350
solid state	246
TOILET	
assembly	415
cleaner	60
closet bolt	416
commercial parts	414
connector	411
flapper	415
paper holder	448
plunger	415
repair parts	415, 417
seat	414
supply lines	410
tank lever	417
wax ring	416
TOOLS	
blade puller	76, 193
broaches	262
charging hose	25, 28
core removal tool	337
crimping	70, 83
drill bits	73
flaring	34
gauging drill set	262
hacksaw	75
heat gun	467
hole saws	74
hose	80, 484
insert bits	73
inspection mirror	77
magnetic pick up	76
manifold	25, 29, 30
manometer	4, 7, 11, 262
nut drivers	69, 80
PEX	413
pinch-off, hose	80, 484

INDEX

- T - (Continued)

TOOLS (Continued)	
pinch-off, tubing	34
pipe wrench	72
plumbing	76
PVC cutter	35
recovery equipment	22, 26
refrigeration	5, 28, 31
saw blades	75
super heat thermometer	337
swaging	36
thermometers	14, 15
torx screw driver	78, 80
tubing benders	34
tubing cutter	33
vacuum pump	22, 26
valve cores	338
vice-grip	71
water heater element	423
welding set	38
wire cutters	70, 83, 84
wire strippers	70, 83, 84
TORX, DRIVER	78, 80
TOWEL BAR	447
TRANE	
control, furnace	286, 287
ignitor, furnace	271
motors	110-112, 138
TRANSFORMER	
24 volt	233
Coleman	168
fan center	232
Goodman	176
Intercity Products (ICP)	174
Nordyne	179
Rheem	182
Trane	184
TRION	218
TRUE REFRIGERATION	359
TUB DIVERTER	397

- T - (Continued)

TUBING	
aluminum	42
bender	34
copper	41
copper joining	46
cutter	33
fittings	43
gas connector	47
insulation	42
PEX	413
pinch-off pliers	34
plastic, soft	42
refrigeration	41
swaging tools	36
tool	35
vinyl	42
white pipe, mini split a-c	213
TURNTABLE COUPLERS	719

- U -

UNION BRASS FAUCET PARTS	406
UNIT HEATER MOTOR	143
UV LIGHT REFRIGERATION	12

- V -

VACUUM	
gauges	30
pump	26, 31
pump oil	31
access	338
VALVE	
Baso	299
burner-top, gas	383, 623
charging	338
combination, gas	294-295
condensate, drain	198
core	338
core removal tool	337
dishwasher, fill	498, 556, 596, 630, 640, 677
expansion	172, 209, 332
float	362, 366

INDEX

- V - (Continued)

VALVE (Continued)	
gas, commercial cooking . . .	378, 382, 384
gas, heating	169, 173, 176, 179, 183, 280, 293-300
gas log	295
gas, safety	384
gas, water heater	425-426, 432
general purpose	335
hermetic service	338
hot surface ignition	297-299
humidifier	218
ice machine, inlet	360, 362, 365, 368-370, 670
ice maker, inlet	469-473, 550, 590-591, 628-629, 638, 658-660
ignition, Robertshaw	294, 297, 298
intermittent pilot	293, 297, 299, 300
laundry, fill	498, 532, 565-566, 609, 635, 643, 703-705
line tap	23, 338
mobile home, gas	295
needle	468
piercing, water	468
pilot solenoid	295
pressure relief	424
redundant, White Rodgers	296
refrigerant cylinder	27
refrigeration	23
relief	424
reversing, heat pump	346
saddle	468
safety, gas range	525, 580, 624, 644, 735
self-tapping, water	468
sill cock	418
smart, Honeywell	281, 293
space heater	299
stop	418
wall furnace	299
washer, inlet	498, 532, 565-566, 609, 635, 643, 703-705
zone	302
VARIABLE PITCH PULLEY	193

- V - (Continued)

V-BELTS	194
VENT	
attic	162
booster, dryer	488
dryer & air vent	491-493
dryer, hood	489-490
VENT BOOSTER DRYER	488
VENT HOOD-DRYER	489-490
VENT HOOD	
assembly	450
filters	451, 508, 569, 613, 636, 717
parts	450, 508
motors	115, 117-118, 450, 457
range hoods	450
squirrel cage fan	126
VENTILATOR	
bathroom	452
roof top	162
VENTING	
alarm, vent	488
booster, dryer	488
dryer & air vent	491-493
dryer, hood	489-490
humidifier duct	218
soffit	491
VIBRATION PADS	478
VICE-GRIP PLIERS	71
VINYL TUBING	42
VOLTAGE PROTECTION	240, 345
VOLT-OHM-AMMETER	3, 6, 8, 9, 10

- W -

WALL THERMOSTAT	
digital	247-257
line voltage	247
WIFI	248-250, 254
WASHER HOSE	
hose, drain	481, 567, 611-612, 634, 707, 716
hoses, fill	480
WATER COOLER	377
WATER COOLER PARTS	353

INDEX

- W - (Continued)

WATER FILTRATION		
humidifier	60	
ice machine filter	371-373, 468, 670	
ice maker filter	468, 474-476, 549, 590, 627, 638, 661-662	
reverse osmosis	437-438	
WATER HEATER		
connector	431	
controls	424-426, 432	
draft inducer	163	
drain valve	423	
electric, parts	423-424	
elements	423, 432	
gas parts	425-426, 432	
ignitor	426	
motor	163	
pan	424	
relief valve	424	
tankless descaler kit	60	
thermostat-electric	424, 432	
thermostat-gas	425-426, 432	
time clock	350	
water heaters	427-429	
WATER MANOMETER		4, 7, 11, 262
WATER PAD		218
WATER VALVE		
condenser electrically operated	335	
condenser pressure operated	327	
dishwasher	498, 556, 596, 630, 640, 677	
general purpose	335	
ice machine	360, 362, 365, 368-370, 670	
ice maker	469-473, 550, 590-591, 628-629, 638, 658-660	
washing machine	498, 532, 565-566, 609, 635, 643, 703-705	
WATT MOTOR 120, 359, 457, 545, 588, 653		
WAX RING		416
WD-40		49
WEATHER KING		180
WHITE RODGERS		
control, furnace	287	
flame sensors	262	
gas valve, standing pilot	294	

- W - (Continued)

WHITE RODGERS (Continued)		
Gemini valve	296	
HSI module	276-277	
ignition module	274	
ignitor, furnace	268, 272, 285	
line voltage wall thermostat	247	
valve, redundant	296	
WiFi thermostat	250	
WIRE		
coil, electric heat	304	
mini split installation	213	
nuts	84	
pigtails	479	
range	519	
strippers	72, 83-84	
WRENCHES		
dishwasher	484	
pipe	72	
ratchet	69	
spanner	484	
water heater	423	
WYE CONNECTOR		480

- Y -

YORK		
board furnace	289	
control furnace	287	
ignitor	269	
module board	274	
motors	114	
YORK PARTS		168

- Z -

ZEBRA STAT		97
ZONE VALVE		302
ZONELINE		166-167
ZOOM SPOUT		48, 481

WAREHOUSE LOCATIONS

ALABAMA

Appliance Parts, Inc.

228 14th St., Ste. 101 -----Tuscaloosa, AL 35401 ----- Ph. (205) 345-2828

Fox Appliance Parts

3221 Long Ave -----Huntsville, AL 35805 ----- Ph. (256) 536-5490

1025 Montimar Dr-----Mobile, AL 36609 ----- Ph. (251) 316-0081

ARKANSAS

Mid-South Distributing

7501 Enmar Drive-----Little Rock, AR 72209 ----- Ph. (501) 565-4144

945 Runway Dr. -----Conway, AR 72032 ----- Ph. (501) 932-9000

6101 Prairie Dr.-----Fort Smith, AR 72916 ----- Ph. (479) 649-8336

901 Mid-America Blvd. -----Hot Springs, AR 71913 ----- Ph. (501) 767-5775

4221 Stadium Blvd.-----Jonesboro, AR 72404 ----- Ph. (870) 972-0004

301 East 5th Avenue-----Pine Bluff, AR 71601 ----- Ph. (870) 535-7830

3509 W. Hudson Rd.-----Rogers, AR 72756 ----- Ph. (479) 372-4414

301 Newman Drive -----Sherwood, AR 72117 ----- Ph. (501) 753-9052

501 Madison Street-----Springdale, AR 72764 ----- Ph. (479) 756-9540

ARIZONA

Appliance Parts Company

6825 S. Kyrene Rd.-----Tempe, AZ 85283 ----- Ph. (480) 755-0006

1595 N. 113th Ave. Suite 104-----Avondale, AZ 85392 ----- Ph. (602) 269-6385

255 E. Southern Ave.-----Mesa, AZ 85210 ----- Ph. (480) 827-0161

8581 W. Kelton Lane, Suite 205-----Peoria, AZ 85382 ----- Ph. (623) 972-5022

2610 E Mohawk Lane Unit 116-----Phoenix, AZ 85050 ----- Ph. (480) 505-4335

7155 E. Broadway-----Tucson, AZ 85710 ----- Ph. (520) 751-8800

1525 S. 4th Ave. -----Tucson, AZ 85713 ----- Ph. (520) 624-2102

3656 N. Oracle Rd. -----Tucson, AZ 85705 ----- Ph. (520) 293-8888

CALIFORNIA

Appliance Parts Company

222 East 8th St. -----National City, CA 91950----- Ph. (619) 474-6781

1890 N Marshall Ave -----El Cajon, CA 92022----- Ph. (619) 562-3506

325 N. Andreasen Drive-----Escondido, CA 92029 ----- Ph. (760) 745-7521

Appliance Parts Distributor

16200 E 14th St.-----San Leandro, CA 94578 ----- Ph. (510) 357-8200

6843 Dublin Blvd. -----Dublin, CA 94568 ----- Ph. (925) 828-5800

37250 Fremont Blvd.-----Fremont, CA 94536 ----- Ph. (510) 490-0600

WAREHOUSE LOCATIONS

CALIFORNIA (Continued)

Coast Appliance Parts

2606 Lee Ave. -----	So. El Monte, CA 91733 -----	Ph. (626) 579-1500
1404 29th Street-----	Bakersfield, CA 93301-----	Ph. (661) 324-9891
948 Colton Ave. -----	Colton, CA 92324 -----	Ph. (909) 825-4890
12503 Venice Blvd.-----	Culver City, CA 90066-----	Ph. (310) 397-2110
10680 Mulberry Ave.-----	Fontana, CA 92337-----	Ph. (909) 428-6251
3260 E. McKinley -----	Fresno, CA 93703-----	Ph. (559) 485-4444
15700 S. Broadway-----	Gardena, CA 90248 -----	Ph. (310) 217-8888
5916 Kester Ave. -----	Van Nuys, CA 91411-----	Ph. (818) 782-5770

OCAP Supply

10466 Stanford Ave. -----	Garden Grove, CA 92840 -----	Ph. (714) 534-5300
---------------------------	------------------------------	--------------------

COLORADO

Ingle Supply Company

904 West 10th St. -----	Pueblo, CO 81003 -----	Ph. (719) 543-2612
-------------------------	------------------------	--------------------

VIP Appliance & HVAC Parts

820 2nd St.-----	Greeley, CO 80631 -----	Ph. (970) 353-7333
------------------	-------------------------	--------------------

FLORIDA

AMEREX(Export Only)

1810 NW 94 Ave-----	Miami, FL 33172-----	Ph. (305) 717-3317
---------------------	----------------------	--------------------

PartsZone Supply Inc.

1810 NW 94 Ave-----	Miami, FL 33172-----	Ph. (305) 779-2477
---------------------	----------------------	--------------------

Fox Appliance Parts

2899 Powers Ave Suite 6-----	Jacksonville, FL 32207-----	Ph. (904) 365-5808
------------------------------	-----------------------------	--------------------

GEORGIA

Fox Appliance Parts

5375 North Parkway -----	Lake City, GA 30260 -----	Ph. (404) 363-3313
1005-B Union Center Dr. -----	Alpharetta, GA 30004-----	Ph. (770) 475-3733
2910 Northeast Parkway -----	Doraville, GA 30360-----	Ph. (770) 446-8446
814 Pickens Industrial Dr. -----	Marietta, GA 30062 -----	Ph. (404) 363-3313
801 Industrial Blvd S.W.-----	Gainesville, GA 30501 -----	Ph. (770) 534-2331
4883 Milgen Rd. -----	Columbus, GA 31907-----	Ph. (706) 324-4398
3503 Wrightsboro Rd. -----	Augusta, GA 30909 -----	Ph. (706) 737-3400
4104 Ogeechee Rd. (Hwy 17S).--	Savannah, GA 31405-----	Ph. (912) 234-0911

WAREHOUSE LOCATIONS

IDAHO

Sundberg Co.

4003 First Ave. South ----- Billings, MT 59101 ----- Ph. (406) 252-9616

ILLINOIS

Sundberg Co.

5852 W. 51st Street----- Chicago, IL 60638 ----- Ph. (773) 723-2700

7445 S. State St.----- Chicago, IL 60619 ----- Ph. (773) 904-2522

4320 North Pulaski Rd. ----- Chicago, IL 60641 ----- Ph. (773) 770-4128

2225 W. Jefferson Ave. ----- Joliet, IL 60435 ----- Ph. (815) 725-4311

15124 S. Cicero Ave.----- Oak Forest, IL 60452 ----- Ph. (708) 687-1141

615 N. Addison Rd. ----- Villa Park, IL 60181 ----- Ph. (630) 832-8841

385 E. State St.----- South Elgin, IL 60177 ----- Ph. (847) 697-3640

INDIANA

Sundberg Co.

5601 Coldwater Rd.----- Fort Wayne, IN 46825 ----- Ph. (260) 482-4524

IOWA

Sundberg Co.

1111 W. 3rd St. ----- Davenport, IA 52802----- Ph. (563) 322-0063

5047 N.E. 14th St.----- Des Moines, IA 50313 ----- Ph. (515) 266-0107

KANSAS

Arrow Cold Control

28 N. 10th St. ----- Kansas City, KS 66102----- Ph. (913) 371-4677

9101 Cody ----- Overland Park, KS 66214 ----- Ph. (913) 894-5222

Washer Specialties Company

224 Indiana Ave.----- Wichita, KS 67214 -----Phone/Text (316) 263-8179

LOUISIANA

Ideal Appliance Parts

10569 Florida Blvd. ----- Baton Rouge, LA 70806 ----- Ph. (225) 226-1755

400 Lapalco Blvd. Suite A ----- Gretna, LA 70056 ----- Ph. (504) 392-6393

214 Edwards Avenue----- Harahan, LA 70123 ----- Ph. (504) 733-5234

3417 Division St.----- Metairie, LA 70002 ----- Ph. (504) 888-4232

1290 Bertrand Dr ----- Lafayette, LA 70506 ----- Ph. (337) 504-2885

3913 Downman Road ----- New Orleans, LA 70126 ----- Ph. (504) 245-1861

706 Old Spanish Trail ----- Slidell, LA 70458 ----- Ph. (985) 781-3222

Mid-South Distributing

8825 Jewella Ave----- Shreveport, LA 71108 ----- Ph. (318) 687-4001

1904 Ruffin Dr. ----- Monroe, LA 71201 ----- Ph. (318) 503-8099

WAREHOUSE LOCATIONS

MARYLAND

Cashwell Appliance Parts

3485 Clinton Rd.----- Fayetteville, NC 28312 ----- Ph. (910) 323-1111

MASSACHUSETTS

All Brand Appliance Parts

404 Main Street -----Brockton, MA 02301 ----- Ph. (508) 587-7100

37 Park St. -----Dorchester, MA 02122----- Ph. (617)-288-2928

MICHIGAN

Sundberg Co.

48600 North Michigan Ave. -----Canton, MI 481886----- Ph. (773) 723-2700

MINNESOTA

Sundberg Co.

7001 Oxford St.----- St. Louis Park, MN 55426----- Ph. (952) 848-0413

MISSISSIPPI

Mid America Appliance Parts

2167 Stateline Road West ----- Southaven, MS 38671 ----- Ph. (662) 796-0349

609 S. Gloster. ----- Tupelo, MS 38801 ----- Ph. (662) 269-3155

American Appliance & Supply

121 Enochs St -----Tylertown, MS 39667----- Ph. (601) 222-2010

6142 US-98 #30, -----Hattiesburg, MS 39402 ----- Ph. (601)-579-2911

MISSOURI

Thompson Supply

1916 Woodson Road-----St. Louis, MO 63114 ----- Ph. (314) 423-3700

Mid-South Distributing

2105 E. Stephens Blvd.----- Joplin, MO 64804 ----- Ph. (417) 659-8870

733 N. Miller Ave. ----- Springfield, MO 65802 -----Ph. (417) 413-2111

MONTANA

Sundberg Co.

2521 Enterprise Ave, Suite 2 -----Billings, MT 59101 ----- Ph. (406) 252-9616

NEBRASKA

Sundberg Co.

13303 F St.----- Omaha, NE 68137----- Ph. (402) 334-1555

NEVADA

Appliance Parts Company

2001 S. Western Ave. ----- Las Vegas, NV 89102 ----- Ph. (702) 382-6532

320 S. Rock Blvd. Ste. 150 ----- Reno, NV 89502 ----- Ph. (775) 348-7733

WAREHOUSE LOCATIONS

NEW JERSEY

All Brand Appliance Parts

1 Keystone Ave Suite 400 ----- Cherry Hill, NJ 08003----- Ph. (856) 281-9449
6701 Black Horse Pike, #3 ----- Egg Harbor Twp, NJ 08234 ----- Ph. (609) 641-1036

NEW MEXICO

Ingle Supply Company

904 West 10th St. ----- Pueblo, CO 81003----- Ph. (719) 543-2612

NEW YORK

Seneca River Trading

7283 State Fair Blvd.----- Baldwinsville, NY 13207----- Ph. (315) 638-1608

NORTH CAROLINA

Cashwell Appliance Parts

3485 Clinton Rd.----- Fayetteville, NC 28312 ----- Ph. (910) 323-1111
3609 Sycamore Dairy Rd. ----- Fayetteville, NC 28303-----Ph. (910) 867-1135
344 N. Louisiana Ave. ----- Asheville, NC 28806 ----- Ph. (828) 254-5714
5750 Oleander Dr.----- Wilmington, NC 28403----- Ph. (910) 799-6533
2900 N. Graham St. ----- Charlotte, NC 28206 ----- Ph. (704) 342-9634
317 Sherwee Dr.----- Raleigh, NC 27603 ----- Ph. (919) 772-6182
4813 West Gate City Blvd.----- Greensboro, NC 27407 ----- Ph. (336) 299-1042

NORTH DAKOTA

Sundberg Co.

3332 4th Ave S., Suite 1E ----- Fargo, ND 58103 ----- Ph. (701) 235-4291

OHIO

Repair Parts Warehouse

1756 Tennessee Ave. ----- Cincinnati, OH 45229 ----- Ph. (513) 386-7588

OKLAHOMA

Washer Specialties Company

224 Indiana Ave.----- Wichita, KS 67214-----Phone/Text (316) 263-8179

OREGON

Nor-Mon Distributing Inc.

1134 S.E. Stark St. ----- Portland, OR 97214-1337----- Ph. (503) 234-6215

PENNSYLVANIA

McCombs Supply Co.

346 North Marshall St.----- Lancaster, PA 17602 ----- Ph. (717) 299-3866

WAREHOUSE LOCATIONS

PENNSYLVANIA (Continued)

All Brand Appliance Parts

1530 E. Race St.----- Allentown, PA18109----- Ph. (484) 245-0500
605 MacDade Blvd.----- Folsom, PA 19033 ----- Ph. (610) 534-0800
18 West Chester Pike ----- Havertown, PA 19083 ----- Ph. (610) 446-8894
949 E. Main St.----- Norristown, PA 19401 ----- Ph. (610) 277-5175

PUERTO RICO

Appliance Parts Imports

Ave. Campo Rico GQ-11 ----- Carolina, Puerto Rico 00982-----Ph. (787) 768-3109
Ave. Principal E6, Baralt ----- Fajardo, Puerto Rico 00648 -----Ph. (787) 860-3140

SOUTH CAROLINA

Fox Appliance Parts

3503 Wrightsboro Rd. ----- Augusta, GA 30909 -----Ph. (706) 737-3400

TENNESSEE

Mid America Appliance Parts

5065 American Way ----- Memphis, TN 38115-----Ph. (901) 332-1414
4956 Navy Rd. ----- Millington, TN 38053 -----Ph. (901) 872-0530
275 N. Highland ----- Jackson, TN 38301 -----Ph. (731) 664-7800
2235 Whitten Rd., Suite 108 ----- Bartlett, TN 38133 -----Ph. (901) 387-3466
464 Distribution Parkway----- Collierville, TN 38017-----Ph. (901) 853-0212

TEXAS

Abilene Appliance Parts

1925 South 20th St. ----- Abilene, TX 79602-----Ph. (325) 691-0500

Appliance Parts Company

2301 E. St. Elmo Road, Ste 205-- Austin, TX 78744 -----Ph. (512) 655-2726
601 Florida Ave. ----- San Antonio, TX 78210 -----Ph. (210) 233-2675

Mid-South Distributing

1501 N. Robison----- Texarkana, TX 75501 ----- Ph.: (903) 838-2446
4707 DC Dr.----- Tyler, TX 75701 ----- Ph. (903) 592-4440

UTAH

Appliance Parts Company

2181 W California Ave #200 ----- Salt Lake City, Utah 84104----- Ph. (801) 975-1333

Ingle Supply Company

904 West 10th St. ----- Pueblo, Colorado 81003-----Ph. (719) 543-2612

VIP Appliance & HVAC Parts

820 2nd St.----- Greeley, Colorado 80631 -----Ph. (970) 353-7333

WAREHOUSE LOCATIONS

VIRGINIA

Cashwell Appliance Parts

1220 Fleetway Dr. ----- Chesapeake, VA 23323----- Ph. (757) 558-9192
9958 Jefferson Ave.----- Newport News, VA 23605 ----- Ph. (757) 599-8434
4501 West Broad St.----- Richmond, VA 23230 ----- Ph. (804) 353-7878
218 Pennsylvania Ave. ----- Virginia Beach, VA 23462 ----- Ph. (757) 519-9191

WASHINGTON

Nor-Mon Distributing Inc.

1134 S.E. Stark St. ----- Portland, OR 97214-1337----- Ph. (503) 234-6215

WEST VIRGINIA

Cashwell Appliance Parts

3485 Clinton Rd.----- Fayetteville, NC 28312 ----- Ph. (910) 323-1111

WISCONSIN

Parts USA

333 S. Hawley Rd. ----- Milwaukee, WI 53214 ----- Ph. (414) 475-1075

Sundberg Co.

4221 Nakoosa Trail ----- Madison, WI 53703 ----- Ph. (608) 257-2580
5727 W. Burnham St. ----- West Allis, WI 53219 ----- Ph. (414) 543-1700

WYOMING

Ingle Supply Company

904 West 10th St. ----- Pueblo, CO 81003----- Ph. (719) 543-2612

VIP Appliance & HVAC Parts


820 2nd St.----- Greeley, CO 80631 ----- Ph. (970) 353-7333



armstrong

FURNACE IGNITORS MADE IN USA

Parts
Connect®



See Pages 267 - 273 For More Details and Additional Ignitors

Chem Penn®
The Chemical Company of Pennsylvania

<u>Part No.</u>	<u>Ref.</u>	<u>Replaces</u>
4019		2 lb of R22 w/ dye & Sealant
4125		2 lb of R410A w/ dye & Sealant
4200		2 lb of R422B w/ dye & Sealant
4507		Charging Hose w/ Gauge
4514		UV Pen Light
R32		2 lb of R32
R404A		27.2 oz of R404A
R407C		27.9 oz of R407C
R134A		1.9 lb of R134A




See Page 24 For Hydrocarbon Refrigerants and Accessories

HERMETIC COMPRESSORS HFC, HC REFRIGERANTS

SECCP

R134a · R513A | R404A · R452A | R290 | R600a



12-24 V DC
208-230V · 60Hz
220-240V · 50/60Hz
115-127V · 60Hz

NOW AVAILABLE AT YOUR **wd armstrong** DISTRIBUTOR
SEE PAGES 322 - 326 FOR MORE INFORMATION



VARIABLE
SPEED DRIVE



NATURAL
REFRIGERANTS



STATIONARY
COOLING



MOBILE
COOLING



MEDICAL
COOLING