




# ARMSTRONG

## Value Parts Catalog

# 2024-26



**COMMERCIAL REFRIGERATION • MOTORS • COOKING • COMMERCIAL COOKING • HVAC  
PROPERTY MANAGEMENT • APPLIANCE • TEST EQUIPMENT • TOOLS • COMPRESSORS**

distributed by

# w.d. armstrong corp.

<http://www.wdarmstrong.com>

**HVAC & MAJOR APPLIANCE PARTS CATALOG GROUP**

\$25 US

# REFRIGERANTS AVAILABLE!

In 2lb Bottles



See More Products On **Page 24**

Terms and policies of  
**w.d. armstrong corporation**



**PRICING and AVAILABILITY:** Prices and availability of products are subject to change WITHOUT notice. Prices shown in this catalog are net wholesale to the dealer and service trade. Possession of this catalog does not constitute the right to purchase from us, nor do we consider ourselves obligated to sell. **w.d. armstrong corporation** will not be responsible for errors, omissions or incorrect information that might have occurred during the production of this catalog, although every effort was made to avoid such errors.

**PART NUMBERS:** All part numbers and illustrations shown in this catalog are intended solely for identification purposes only. Items offered for sale are not necessarily represented to be manufactured by the company that built the appliance or product.

**WARRANTIES:** While the manufacturer may warrant the goods sold to the customer, **w.d. armstrong** makes no warranties expressed or implied with such goods.

Please check with your local **w.d. armstrong** distributor for more specific terms and policies.

© 1971-2024 w.d. armstrong corp.





# ALWAYS HAVE THE RIGHT CAPACITOR TO FINISH THE JOB THE FIRST TIME!


SIGMA CAP



MADE IN USA  
With Global Materials

Parts  
Connect®

- Replaces hundreds of different capacitor sizes both singles and duals.
  - All units dual rated for 370/440 VAC.
- Simple to use.
  - Reduces truck stock.
- Finish the service job in just one trip. You always have the right size capacitor!
- Each pod can be used as a stand alone unit or stacked to get the MFD value needed.
  - Sigma Cap holds a US Patent. #10,199,755 B2
- Made in the USA With Global Materials
- Saves time and trips the parts house.
- Permanent fix. No reason to return to the job!
- Individual pods available so you can adjust stock for your most common builds.
- Rotate & stack the pods to add capacitance on the correct side to build the dual capacitor needed.
- Starter Kits supplied in a reusable clear container.



Add up the numbers down each side to confirm the MFD rating!

Rotate and stack the pods to add capacitance on the correct side to build the dual capacitor needed



**SCKIT**  
Starter KIT

Part No.	Kit Qty	Value	Body Height	Term Height	Total Height	Dia.
<b>SC255</b>	2	25/5 $\mu$ F	2.63"	0.531"	3.161"	2.5"
<b>SC3</b>	1	2.5 $\mu$ F	1.938"	0.289"	2.227"	2.5"
<b>SC5</b>	2	5 $\mu$ F	1.938"	0.289"	2.227"	2.5"
<b>SC10</b>	1	10 $\mu$ F	1.938"	0.289"	2.227"	2.5"
<b>SC15</b>	2	15 $\mu$ F	2.1"	0.289"	2.389"	2.5"
<b>SC20</b>	2	20 $\mu$ F	2.1"	0.289"	2.389"	2.5"
<b>SC30</b>	1	30 $\mu$ F	2.1"	0.289"	2.389"	2.5"
<b>SCEC</b>	2	ENDCAP				2.5"
<b>SC2575</b>	0	25/7.5 $\mu$ F	2.63"	0.531"	3.161"	2.5

# AMBRO<sup>®</sup> CONTROLS

**IN STOCK NOW!**

Our products are intended to change brazing, purging, charging, and sealing of joints within HVAC systems.



Oxyset Mobile Brazing System  
**1811168**



Precision Torch for Brazing and Welding  
**1811161**



Oxygen Cannister - 1L  
**1811323**



Oxyset Backpack  
**1811900**

## Spare Parts – Compatible with 1811168



Map Pro Regulator  
**1811171-UL**



Oxygen Regulator  
**1811172-UL**



Welding Nozzle Kit  
**1811182**



6.5ft Twin Hose Assembly  
**1811182**



# FEATURED PRODUCTS FROM



# armstrong



**CPT-100**



**CPT-44**

## COOL AIR

**Combat P-Trap Constant Drain Flow Maintenance System with Chlorine Tab Dispenser and Combat Tabs**

Achieve constant drain flow maintenance through the unique condensate drain line treatment tablet dispensing method. Eliminate or prevent blockages of condensation drain lines due to the buildup of bacteria, slime, rust, scale, sludge, airborne dust, silt, and algae.

Cool Air Combat Tabs are used with the CPT-100 Combat P-Trap.



## Z-Tool ZT10

This handy dual nut driver has 1/4" and 5/16" pivoting sockets to reach the most difficult angles and tightest screw locations.



## Fireblock Expanding Foam P30033

HandiFoam® Fireblock low-pressure, one-component, polyurethane foam sealant is a moisture cured sealant designed to seal, fill, bond and stop air infiltration in areas where a fireblock product is required.



The **APPLIANCE UNDERPAN** alerts homeowners to leaks before water damage occurs.

Appliance Underpan installs under the dishwasher to collect and redirect slow seeping water leaks before causing severe damage to the home!

Fits most "standard" dishwasher enclosures 24" W x 24" D.

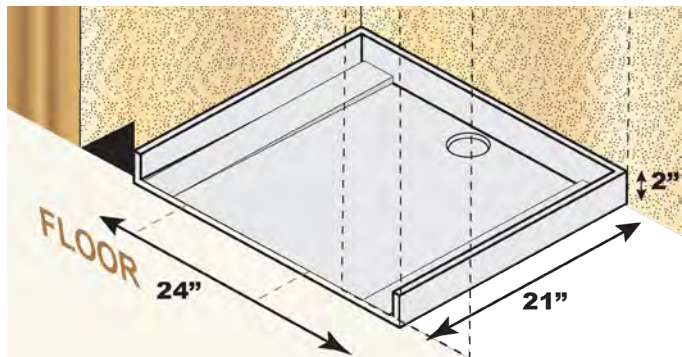
Measures:

24" Side to Side

21" Front to Back

2" Walls Side & Back

3/4" Front (runners front to rear)



## UPAN1

APPLIANCE UNDERPAN



# FLEX COIL



## One coil, any refrigerant.

- FlexCoil: Engineered for all refrigerants
  - Lower heights and variable widths for a perfect furnace fit
  - Cased, uncased, multi-position and upflow/ downflow configurations
  - Built-in plenum flanges with rounded corners for fast and safe installation
  - Front panel with only four screw access and non-captive refrigerant lines for fast and easy coil access
- Available in copper or aluminum
  - R454B, R32, R410A, and R22 compatible with metering device change out.
  - A2L sensor



View more commercial refrigeration products beginning on [page 313](#).

# TABLE OF CONTENTS

<b>Test Equipment</b> .....		<b>3 - 17</b>
Test Meters, 3 - 11	Smoke & CO Detectors, 13	Leak Detectors, 17
Gas Leak Detectors, 12	Temperature Testers, 14 - 16	
<b>Charging, Recovery, Welding</b> .....		<b>18 - 40</b>
Dehydrants, Heat Gels,18	Charging Equipment, 27 - 32	
Refrigerant Sealers, Oils & Lubricants, 19 - 21	Tubing Tools, 33 - 36	
Refrigerant Recovery & Accessories, 22 - 23	Welding & Solder Equipment & Accessories, 37 - 40	
Natural Refrigerants, Tools & Compressors, 24-26		
<b>Fittings &amp; Installation</b> .....		<b>41 - 47</b>
Copper, Brass, Black Iron Fittings, & Accessories, 41 - 46	Gas Connectors, 47	
<b>Chemicals</b> .....		<b>48 - 64</b>
Household, 48	Deodorizers, 62	
Lubricants & Rust Dissolvers, 48-49	Sprayers, 63	
Coil Cleaners & Chemicals by Brand, 50 - 61	Adhesives & Sealants, 63 - 64	
<b>Service Accessories, Filters, Tools</b> .....		<b>65 - 90</b>
Brushes, 65	Service Accessories, Gloves, 78 - 79	Flashlights, Lights & Batteries, 85 - 87
Duct, Foil & Misc. Tapes, 66 - 68	Wire Ties, Screws, 81	Handtrucks & Material Handling, 88 - 90
Hand & Specialty Tools, 67 - 77, 80	Electrical Supplies, Terminals, 82 - 84	
<b>Motors</b> .....		<b>91 - 165</b>
ECM Motors & Test Accessories, 91 - 97, 133	Unit Heater Motors, 143	Capacitors, 155 - 159
Combustion Air Blowers, 98 - 116	Belt Drive, Oil Burner, Evap. Cooler, 144-145	Motor Accessories, 160 - 163
Ventilation & Refrigeration Motors, 117-124	Industrial Motors & High HP, 146 - 147	Power Ventilation, 162
3½" - 4.4" Diameter Motors, 125 - 127	Crop Dryer & Farm Duty, 148 - 149	Transflow, Centrifugal Blowers, 164 - 165
5" Diameter Motors, 128 - 131	Pool Pump Motors, 150 - 151	
5½" Diameter Motors, 132 - 142	AC/DC Axial Fans, 152 - 153	
<b>OEM HVAC Parts</b> .....		<b>166 - 186</b>
GE Zoneline, 166 - 167	Amana, 175	Rheem, 180- 182
Coleman, Evcon, York, 168 - 170	Goodman, 176 - 177	Trane, 183 - 186
Inter City Products, 171 - 174	Nordyne, 178 - 179	
<b>HVAC</b> .....		<b>187 - 312, 315 - 316, 322 - 350</b>
Fan Blades, Blower Wheels, 187 - 193	Relays, Transformers, Contactors, 231 - 234	Gas Valves, 293 - 300
Industrial Belts, 194	Circuit Protection, Fuses, Breakers, 235-240	Fuel Oil, Hydronic Heating, 301 - 302
Submersible & Sump Pumps 195	Fan Controls, 241- 246	Electric Heat, 303 - 305
Armstrong Pumps & Parts 196 - 197	Wall Thermostats, 247 - 257	Pellet Stove, 306 - 312
Condensate Removal, 198 - 201	Air Sensing Switches, 258	HVAC & Refrigeration Compressors, 319 - 326
Grilles & Registers 202 - 203	HVAC Accessories Orifices & Orifice Drill Bits, 259 - 262	R290 Compressors, 322
RAC, Portables & Dehumidifiers 204	Pilots, Thermocouples, Flame Sensors & Igniters, 263 - 264	R600 Compressors, 323
Air Conditioning, 203 - 209	Vent Free Heater, Gas Log & Fireplace Parts, 265	Refrigeration Accessories, 327 - 330
Mini Split, 212 - 213	Flame Sensors, 266	Alco Controls, 331 - 336
Cozy Heaters, 214 - 215	Thermocouples, 267	Sight Glasses, Solenoids, Driers, 337 - 338
King Electric, 216	Furnace Modules, 272 - 288	Piercing Valves, 339 - 340
Infrared Heat, Tube Heaters, 217	Hot Surface Igniters, 268 - 273	Head Pressure Controls, Relays, Voltage Controls, 341 - 347
Humidifiers, IAQ, Furnace Filters, 218 - 227	Furnace Modules, 274 - 278	Heat Pump, Defrost & RAC Controls, 348 - 351
Duct Booster & Smoke, Zone Cont, 228 - 230	Furnace Control Board, 279 - 292	
<b>Commercial Refrigeration</b> .....		<b>313, 315 - 320, 351 - 375</b>
Commercial Door Gaskets, 313 - 314	Refrigeration Controls, 355 - 360	General Purpose Timers, 352 - 354
Outdoor Refrigeration Units, 315,	True Refrigeration, 361	Commercial Ice Machine Parts And Valves, 368 - 372
Condensing Units, 316 - 318	Hoshizaki, 362 - 363	Ice Machine Filters, 373 - 374
Refrigeration Parts And Accessories, 319 - 320	Manitowoc, 363 - 364	Ice Machines, 375 - 376
	Scotsman, 365 - 367	Water Coolers, 377
<b>Commercial Cooking</b> .....		<b>377 - 391</b>
Blodgett, 378-379	Vulcan Hart, 383 - 384	Oven Igniters, Ram Controls, 386
Henny Penny, 379 - 380	Knobs/Dials, 384	Oven Thermostats, Gas, Electric, 387 - 389
Southbend, 380 - 381	Gas Safety Valves, Heads & Thermopiles, 385	Limit Controls & Infnites, 390
Frymaaster, 382	Gas Valves, 385	Exact Replacement Controls, 391

TEST EQUIPMENT  
CHARGING RECOVERY WELDING  
FITTINGS INSTALLATION  
CHEMICALS  
SERVICE ACCESSORIES FILTERS & TOOLS  
MOTORS  
OEM HVAC  
HVAC  
COMMERCIAL REFRIGERATION  
COMMERCIAL COOKING

# TABLE OF CONTENTS

PLUMBING ELECTRICAL	<b>Plumbing &amp; Electrical Products</b> ..... <b>392 - 445</b>
	Plumbing Products, 392-422
	Water Heaters & Parts, 423-432
	John Guest & Sharkbite Fittings, 433-436 Reverse Osmosis Filters, 437-438
PROPERTY MAINTENANCE	<b>Property Maintenance Products</b> ..... <b>446 - 451</b>
	Door Locks & Hardware, 444-449      Paints & Caulks, 455 Rangehoods & Bath Fans, 450-454
GENERIC REFRIGERATION	<b>** Generic Refrigeration</b> ..... <b>452 - 473</b>
	Controls, 450
	Motors and Fans, 451-455
	Defrost Heaters, 456-457 Defrost Thermostats, 458
GENERIC LAUNDRY	Defrost Timers, 458
	Door Gaskets & Switches, 459
	Ice Makers & Parts, 460-465
	Ice Maker Valves, 465-469 Filters, 470-471 Sub Zero, 472-473
GENERIC COOKING DOMESTIC	<b>** Dishwasher &amp; Laundry Parts &amp; Accessories</b> ..... <b>474 - 501</b>
	Compactor Parts, Shakaway,      Dishwasher & Washer Installation      Dryer Venting, 488-493
	Scratch-B-Gone, 478      & Accessories, 480-483      Generic Dryer Parts, 495-497
	Range, Dryer Cords, Extensions      Specialty Tools, 484 - 485      Generic Washer Parts, 498-501 & Receptacles, 479      Duct & Chimney Brushes, 486-487      ESD & Greenwald, 502-505
OEM ALLIANCE & BROWN	<b>Domestic Cooking</b> ..... <b>502-528</b>
	Microwave Parts, 506-507
	Range Hood Filters, 508-509
	Bake & Broil Elements, 510-514
OEM ELECTROLUX (FRIGIDAIRE)	Surface Units & Switches, 515-518
	Appliance Wire & Terminals, 519
	Pans & Rings, 520-521
	Range Knobs, 522 - 523 Oven Thermostats & Safeties, 524 - 525 Range Igniters & Ignition Modules, 526-528
OEM GENERAL ELECTRIC	<b>OEM Appliance ALLIANCE &amp; BROWN STOVE</b> ..... <b>529-536</b>
	<b>Alliance, 530-534</b>
	<b>Brown Stove, 535-536</b>
	<b>OEM Appliance ELECTROLUX (Frigidaire)</b> ..... <b>537-580</b>
OEM HAIRER, LG & SAMSUNG	Refrigeration, 537-553
	Dishwasher, 554-558
	Dryer Parts, 559-564
	Washer Parts, 564-568
OEM WHIRLPOOL (MAYTAG)	Microwave, 569
	Range, 570-580
	<b>OEM Appliance GENERAL ELECTRIC</b> ..... <b>581 - 625</b>
	Refrigeration, 581-594
INDEX & WAREHOUSE LOCATIONS	Dryer Parts, 601-608
	Laundry Center, 606
	Washer Parts, 607-612
	Microwave, 612-613 Range, 614-624
OEM WHIRLPOOL (MAYTAG)	<b>OEM Appliance, LG &amp; SAMSUNG</b> ..... <b>626 - 644</b>
	<b>LG Refrigerator, 625-629</b>
	<b>LG Dishwasher, 629</b>
	<b>LG Dryer Parts, 630-632</b>
OEM WHIRLPOOL (MAYTAG)	<b>LG Washer Parts, 631-635</b>
	<b>LG Range Parts, 636</b>
	<b>SAMSUNG Refrigerator, 637-640</b>
	<b>SAMSUNG Dishwasher, 640</b>
OEM WHIRLPOOL (MAYTAG)	<b>SAMSUNG Dryer, 641</b>
	<b>SAMSUNG Washer, 642-644</b>
	<b>SAMSUNG Range, 644</b>
	<b>OEM Appliance WHIRLPOOL (Maytag)</b> ..... <b>645 - 735</b>
OEM WHIRLPOOL (MAYTAG)	Refrigeration, 645-668
	Ice Machine, 669-670
	Dishwasher 671-681
	Compactor & Disposer, 682 Laundry Timers, 683 Dryer Parts, 684-698
OEM WHIRLPOOL (MAYTAG)	Washer Parts, 699-716 Microwave, 717-719 Range, 720-735
	<b>Index &amp; Warehouse Locations</b> ..... <b>736 - 768</b>
	Index, 736-761
	Warehouse Locations, 762-768

**\*\*GENERIC PARTS ARE NOT AVAILABLE AT ALL LOCATIONS**



## HVAC Clamp Meters with Temperature

### CM100 1.2" Jaw Opening • 1000 Amps AC

- Auto Ranging
- Temperature F/C -58° to 2372°F / -50° to 1300°C
- Capacitance 100µF
- Resistance 40MΩ
- Frequency 10MHz
- Continuity Buzzer Sounds at 100Ω
- Max/Min/Hold
- Diode Test: 0.3mA Open Circuit 1.5V
- Instructions
- 9" x 3.1" x 1.9"
- Weight 11 oz
- (2) AAA Batteries
- Soft Case
- Test Leads
- Temperature Probe



### CM200 0.9" Jaw Opening • 400 Amps AC

- Auto Ranging
- Temperature F/C -58° to 2372°F / -50° to 1300°C
- Capacitance 100µF
- Resistance 40MΩ
- Frequency 150KHz
- Continuity Buzzer Sounds at 100Ω
- Max/Min/Hold
- Diode Test: 0.3mA Open Circuit 1.5V
- Instructions
- 8.1" x 2.75" x 1.5"
- Weight 7 oz
- (2) AAA Batteries
- Soft Case
- Test Leads
- Temperature Probe

### TM100 COMPACT MULTIMETER W/ LOW TEMP

- DC Voltage: 200mV, 2V, 200V, 1000V
- AC Voltage: 200V, 700V
- DC Current: 200µA, 2000µA, 20mA, 200mA, 10A
- Resistance: 200Ω, 2000Ω, 20KΩ, 2000KΩ
- Audible Continuity
- Temperature: -58 to 2498°F (-50° to 1370°C)
- 9V Battery
- Protective Rubber Holster
- Test Leads
- Type K Temp Probe



### TM200 TRUE RMS MULTIMETER

- Auto Ranging
- Temperature F/C -58° to 1400°F / -50° to 760°C
- Capacitance 40µF
- Resistance 40MΩ
- Frequency 10KHz
- Continuity Buzzer • 0.1µA to 10A AC/DC
- Max/Min/Hold
- Diode Test: 0.3mA Open Circuit 1.5V
- Instructions
- 7.2" x 3.2" x 2.2"
- Weight 12.7 oz
- (1) 9V Battery
- Soft Case
- Test Leads
- Type K Temperature Probe



### INFRARED THERMOMETER

#### IT100 COMPACT LASER 8:1

- Temperature -22° to 500°F (-30° to 260°C)
- Selectable °F/°C
- Automatic Data Hold
- Backlight LCD
- Max & Min Record
- 5.2" x 3.8" x 1.4"
- 4.6 oz
- Soft Case
- 9V Battery
- Instructions



#### IT200 DUAL LASER 12:1

- Temperature -22° to 500°F (-30° to 650°C)
- Selectable °F/°C
- Automatic Data Hold
- Backlight LCD
- Max & Min Record
- Trigger Lock
- 5.7" x 4.1" x 1.7"
- 5.7 oz
- Soft Case
- 9V Battery
- Instructions





## GD100 COMBUSTIBLE GAS LEAK DETECTOR

- Pump Driven Detector can be calibrated in the field
- Detects: Natural gas, Propane, Gasoline, Methane, Butane, Alcohol, Acetone, Naptha, Carbon Monoxide, Jet Fuel, Hydrogen Sulfide, Ammonia, Lacquer Thinner
- Range: 10 ppm
- 16" Gooseneck Detector
- Response: <2 sec.
- Weight: 1.1 lb
- 8.7" x 2.8" x 1.8"
- Alarm: Visible & Audible

## TT100 LOW VOLTAGE DETECTOR & LED FLASHLIGHT

- Non-contact AC CAT III detection 24 to 10
- Bright LED Flashlight with ON/OFF Button
- Red LED light & Audible Beeper Indicator
- For Outlets or Against Wire Insulation
- For Use On 50/60 Hz Circuits



## DM100 COMBUSTIBLE GAS LEAK DETECTOR

- 11 Selectable units of measure: inH<sub>2</sub>O, psi, mbar, kPa, inHg, mmHg, ozin<sup>2</sup>, ftH<sub>2</sub>O, cmH<sub>2</sub>O, kgcm<sup>2</sup>, bar
- inH<sub>2</sub>O -55.4" to +55.4"
- Data Hold
- Time Stamp
- Backlight
- 9V Battery
- psi +/- 2
- Max/Min/Avg
- Zero Function
- Auto Power Off
- Soft Case
- 10 psi Max Pressure
- Record Mode
- Low Battery Indicator
- Dual LCD Display
- Manual

## DP100 DIAGNOSTIC PSYCHROMETER

- Calculates Target Superheat (TSH)
- Temperature -30 to 199°F (-30 to 100°C)
- Type K Temp -58 to 2501°F (-50 to 1372°C)
- -22 to 199°F (-30 to 100°C) Dew Point
- 32 to 176°F (0 to 80°F Wet Bulb)
- Selectable NTC or Type K Measurement
- 9V Battery
- Auto OFF
- Target Evap Exit Temp (TEET)
- 0 to 100% RH
- MAX, MIN, HOLD Modes
- Dual Display & Backlight
- Temperature Probe
- 7.4" x 2.5" x 1.1"
- Soft Case
- 6.2 oz
- Manual



## DT100 TYPE-K DUAL INPUT THERMOMETER

- Differential Measurement T1-T2
- -58 to 2000°F (-50 to 1300°C)
- Type-K Thermocouples
- 9V Battery
- 6.5" x 3" x 1.7"
- Data & Max Hold
- Selectable °F/C
- Backlight LCD
- Soft Case
- 14 oz.
- Holster & Stand
- Auto Power Off
- Manual
- Low Battery Indicator

## DL469 - AC 400A True RMS Clamp Meter

- True RMS
- Resistance 40MΩ
- Non-contact voltage detection
- 4000 Count display
- Worklight
- Low battery indicator
- Auto calibration
- Test leads, w/alligator clips
- 400A AC
- DC microamps 2000μA
- Manual
- Data Hold
- Audible voltage indicator
- Over molded grip
- Battery compartment latches
- Batteries 2 (AAA)
- 750V AC/600V DC
- Diode test
- Audible Continuity
- Manual ranging option
- Auto power off
- Test lead storage
- 2-Year Ltd. warranty
- Zippered pouch



## DL479 - AC 600A True RMS HVAC/R Clamp Meter

As above except:

- 600A AC
- 6000 Count display
- Magnetic Mount
- Capacitance 2000μF
- 750V AC/600V DC
- MIN/MAX
- Temperature 14 to 752 F (-10 to 400 °C)
- Thermocouple temperature probe
- Resistance 60MΩ
- Backlight



## DL489 - True RMS HVAC/R Clamp Meter w/μA & Dual T

As above except:

- 600A AC/DC
- AC/DC microAmps 2000μA
- Duty cycle
- K-type thermocouples 2
- 750V AC/1000V DC
- Detachable clamp head
- Frequency 99.99kHz
- Diode test
- NCV
- Batteries 6 (AAA)
- Backlight
- LRA inrush



## Sliding Jaw Clamp Meter & Voltage Tester

Can fit into tighter work spaces than normal clamp meters

### DL200 - CATIII

### DL220 - CATIV w/ LRA Inrush

- Auto Ranging
- 2000Ω
- Auto Off
- Backlight
- (2) AAA Batteries
- 600V AC/DC
- Continuity
- Display Count: 2000
- Test Leads
- 2 Year Warranty
- 200A AC
- Auto Hold
- Low Battery Warning
- Pouch
- Manual



## RLD15B • AGENT 1: REFRIGERANT DETECTOR

- Detects Industry Standard Refrigerants Including but not limited to:
  - HFC: R-134a, R-410A, R-404A, R-407C & R-507, CFC: R-12, HCFC: R-22
  - Hydrocarbon Blends: HC-12a, OZ-12a
- Sensors filters 5 (RLDTF)
- Manual
- Digital Numeric Leak Size Indicator
- Visual LED Leak Alarm
- Automatic Calibration & Ambient Level Reset
- 3 Year Limited Warranty (Sensor Included)
- Leak test vial (RLDLS)
- Long Life Heated Sensor Technology
- 3 Sensitivity Levels
- Whisper Action Pump
- Splash Resistant
- Batteries 4 (AA)
- Hard carrying case







**AIR QUALITY METER**

**Product Functions:**

- Four in One; CO, CO2, Temp & RH
- Min/Max Function (TWA/STEL for CO2 Only)
- 99 Points Manual Recording
- 8,000 Points Auto Recording
- User settable CO Alarm
- CE Listed
- Record and download to PC for analysis
- Hold Function Freezes Current Readings

**AQM4**

**Product Includes:**

- AQM4
- AC Adapter
- PC Interface software
- USB cable
- Batteries (4) AA
- Calibration reference salts for RH%
- Owners Manual
- Hard carrying case



**CO71A • CARBON MONOXIDE DETECTIVE**

- Displays CO from 0 to 999 ppm
- Tri-color LED indicates concentrations at 3 levels complying with residential & work place standards
- Auto Zero activates upon turn on
- Backlit display
- MAXCAPTURE continually updates to provide the highest CO reading
- Audible Alert triggers above 35 ppm indicating threshold of dangerous CO concentration
- Three year limited warranty



**EM201SPKIT STATIC PRESSURE KIT**

Simple, alternative to U-tube pressure measurements. Use to measure gas supply and draft pressures.

**Kit includes:**

- Electronic Dual Input Manometer EM201B
- Fitting Connectors (2) BF100
- Magnetic Static Pressure Tips (2) ASP1
- Soft Carrying Case AC319
- 9V Battery (1)
- Manual

**Circular Laser 12:1  
Infrared thermometer  
INF165C**

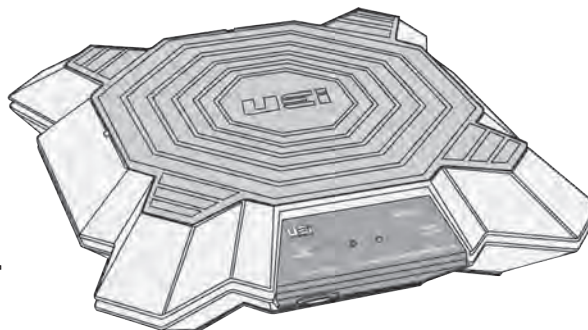
- -76 to 1022 F (-60° to 550 °C)
- 12:1 Distance to spot ratio
- Fixed emissivity (0.95)
- Circular laser targeting
- 1-Year limited warranty
- Max value capture
- Auto power off
- 2 (AAA) Batteries
- Carrying case
- Manual

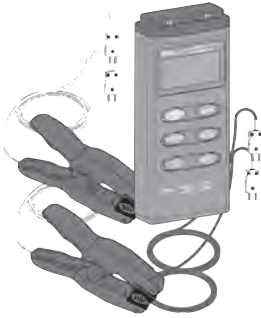


**Smart Wireless Refrigerant  
Scale**

- 110lb. capacity
- Durable and lightweight compact frame.
- Readings are displayed on your smart device with a free app providing programmable alarm, selectable units, logging. iOS® & Android™

**WRS110**





**DUAL PROBE DIGITAL THERMOMETER KIT**

Includes:

- (1) **MA-DMT123** Dual Probe Digital Thermometer
- (2) **MA-DMTK** K-Type Probes
- (2) **MA-12355A** Clamp-On Thermistor w/ K-Type Probe & 72" Leads
- (1) Carrying Case w/ Fitted Foam for Each Device

**MA-DMT123KIT**

**ENVIRONMENTAL KIT**

Includes:

- (1) **MA-AN84A** Mini Anemometer
- (1) **MA-12838A** Mini Dual Differential Manometer
- (1) **MA-16531B** Digital Psychrometer w/ Wet Bulb & Dew Point
- (1) Carrying Case w/ Fitted Foam for Each Device



**MA-010669**

**LCD MOISTURE INDICATOR  
For Wood, Drywall or Concrete**

Features:

- Measures Environment Temperature
- Measuring Range: Building Material 0.2 - 2.0%  
Wood 6 - 44%, Temperature 32 - 104°F (0 - 40°C)
- Protective Cover • 4 x AAA Battery • Replaceable Test Probe Pins



**MA-MMD3EA**

**COMBUSTIBLE GAS DETECTOR**

Detects: Gasoline, Fuel Oil, Propane, Natural Gas

Includes:

- Microprocessor Control with advanced digital signal processing
- Multi color visual display • High-Low leak sensitivity selector
- Semiconductor gas sensor • Low battery indication
- 15.5" (40 cm) Flexible stainless steel probe
- Small Jar of Leak Check • Hard Carrying Case
- Manual • (4) AA Batteries



**MA-CGD383**



**DIGITAL CAPACITOR TESTER**

Features:

- 3½" LCD Display
- 9V Battery Included
- Low Battery Indicator
- Fuse Protected

**MA-12815A**

Range	Resolution	Accuracy	Test Freq.
200pF	0.1 pF	±0.5% rdg	820Hz
2000pF	1 pF	±0.5% rdg	820Hz
20nF	10 pF	±0.5% rdg	820Hz
200nF	100 pF	±0.5% rdg	820Hz
2µF1	1 nF	±0.5% rdg	82Hz
20µF	10 nF	±0.5% rdg	8.2Hz
200µF	100 nF	±0.5% rdg	8.2Hz
2000µF	1 µF	±2.0% rdg	8.2Hz

**DIGITAL MULTI-METER WITH TEMPERATURE**

- Features:**
- Large display
  - Size: 7¾" L x 3½" W
  - Auto-off
  - Backlight
  - With case

Function	Maximum Input
VDC or VAC	1000V DC, 700V AC
mA DC/AC	200mA DC/AC
A DC/AC	20A DC/AC (30 seconds max every 15 min.)
Frequency,	250V DC/AC
Resistance, Capacitance, Diode, Continuity	
Temperature	-58° to 2498°F -50 to 1370°C

**MA-12817B**

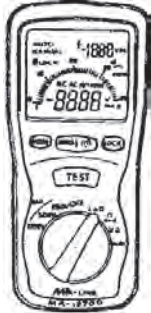
Mechanical doors that open and close when turning knob to prevent wrong hook-up.



**AUTO RANGING MEGOHMMETER INSULATION TESTER**

- Auto range for MegOhm
- Large dual display with backlight
- Test hold function
- Low battery indication
- 6 - AA size battery
- **Ranges:**
- AC Volts: 0.1mV-600V
- DC Volts: 0.1mV-600V
- Ohms: 400Ω - 4000Ω
- Insulation resistance: 4/40/400/4000MΩ
- Operating temp: 32° to 104°F (0° to 40°C)
- Test Voltage: 250/500/1000V
- Continuity test: active sound level <40Ω
- Over range indication ("OL" on LCD panel)

**MA-12700A**



**ANALOG MULTI-METER**

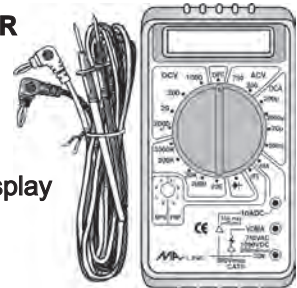
- DC volts to 1000V
- AC volts to 100V
- DC current to 10A
- Resistance to 10k
- Size: 3¾" x 5½"
- Includes test leads
- Diode check and more



**MA-12816A**

**MINI DIGITAL MULTI-METER**

- Compact design
- Manual ranging
- Tests continuity
- 3 - 1/2" digit 2000 count display
- 1 Year Limited Warranty
- Size: 5½" x 3¼"



**MA-DM1**



Replacement Test Leads  
**MA-DMTL**

**TRUE RMS DIGITAL MULTI-METER**

- CATIII 600V – CATII 1000V
- Data Hold • Back Light
- DC Voltage: 1000V
- DC Current: 10A
- Resistance – 6MΩ
- Frequency – 9.999MHz
- Temp: -4F to 1032F (-20C to 1000C)
- Includes: (2) AAA Batteries
- 6000 Counts
- Auto Power Off
- AC Voltage: 750V
- AC Current: 10A
- Capacitance – 9.999Mf
- Duty Cycle • Continuity
- Diode Test

**MA-1028**







**TRUE RMS CLAMP-ON METER**

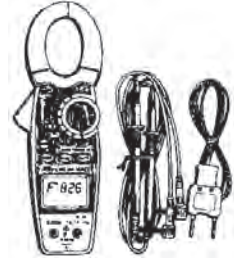
- CATIV 600V – CATIII 1000V
- True-RMS Reading
- Auto Power Off
- DC Current: 1200A
- Capacitance: 9.999Mf
- Continuity
- Temp: -4F to 7232F (-20C to 4000C)
- 6000 Counts
- Back Light
- DC Voltage: 1000V
- AC Current: 1200A
- Freq: 9.999MHZ
- Diode Test
- Auto/Manual Reading
- Low Battery Alert
- AC Voltage: 750V
- Resistance: 60MΩ
- Duty Cycle
- (1) 9 V Battery

**MA-TRMS600**

**AUTO RANGING, 1000 AMP AC, LOW TEMPERATURE CLAMP-ON**

- **Ranges:**
- AC Amps: 40, 400, 1000
- AC Volts: 400 mV, 4 V, 40 V, 400 V, 600V
- DC Volts: 400 mV, 4 V, 40 V, 400 V, 600V
- Ohms: 400Ω, 4kΩ, 40kΩ, 400kΩ, 4MΩ, 40MΩ
- Capacitance: 40nF, 400nF, 4μF, 40μF, 100μF
- Frequency: 5, 50, 500, 5k, 50k, 500k, 5M, 100MHZ
- Temperature: -58° to 400°F, 400° to 1832°F, -50° to 400°C, 400 to 1000°C

**MA-12822B**



**ECONOMY AUTO-RANGING CLAMP-ON METER**

- Reads Volts, Amps, OHMS, & Temperature
- Data Hold
- Resistance
- Carrying Case
- Continuity & Buzzer
- Includes All Probes
- Batteries
- CAT II

Function	Range
DC Voltage	200mV, 2V, 20V, 200V, 600V
AC Voltage	2V, 20V, 200V, 600V
AC Current	2A, 20A, 200A, 600A
Resistance	200Ω, 2kΩ, 20kΩ, 200kΩ, 2MΩ, 20MΩ
Temperature	-38°F to 1750°F (-38°C to 950°C)



- | Part No.  | Description               |
|-----------|---------------------------|
| MA-600CFA | Digital Clamp On          |
| MA-DMTL1  | Protective Boot Test Lead |
| MA-DMTK   | K-type Probe              |

**DELUXE AC CURRENT & DC VOLTAGE DIGITAL CLAMP-ON METER W/ TEMPERATURE**

- Temp/continuity measurements
- 3½" digit LCD display
- 1¼" diameter jaw
- Fuse protected
- AC/DC Voltage
- Data hold function
- On/Off switch
- Case and battery included
- Size 8" L x 1¼" W
- F/C selectable
- Hand Strap

**MA-12813**

Measurement	Range/Resolution	Specifications
AC Voltage	600V /1V	Input Impedance: 10Ω
AC Current	200A /100mA, 600A/1A	True RMS sense
DC Voltage	600V/1V	Input Impedance: 10MΩ
DC Current	200A/100mA, 600A/1A	
Temperature	-4°F to 2498°F, -20°C - 1370°C K type Thermocouple	
Resistance	2000Ω/1Ω	



**TRUE RMS MINI DIGITAL CLAMP-ON W/TEMP & CAPACITANCE**

FUNCTIONS:	RANGE:	FEATURES:
DC Voltage	4.000V/40.00V/400.0V/600V	• Manual Ranging • True RMS • Data Hold
AC Voltage	4.000V/40.00V/400.0V/600V	• Backlight • Low Battery Indicator • Continuity
AC Current	4.000A/40.00A/600.0A	• Diode • Inrush Current • NCV • Case • (2) AAA
Resistance	4.000kΩ/40.00kΩ/400.0kΩ/4.000MΩ/40.00MΩ	
Capacitance	4.000nF/40.00nF/400.0nF/4.000μF/40.00μF/400.0μF /4.000MF	
Temperature	-4°F to 1832°F (-20°C to 1000°C)	



**MA-3268R**



# TPI TEST EQUIPMENT



## Troubleshooting

### Test Lead Kit

Fits All Major Brands of Meters

**A080** Silicone Test Lead Set

**A150** Screw-On Alligator Clips

**A057** Modular Back Probes

**A052** Modular Banana adapters

**TLK3**



## SMART VIBRATION METER

Vibration analysis at the touch of a button. Analyzes and interprets readings; incredible performance at an unbelievably low price. Overall machine and bearing conditions: vibration values are displayed with color coded alarm levels for ISO values and Bearing Damage (BDU).

- ISO Built-in Alarms
- Easily identify bearing problems with BDU Reading
- Easily identify problems with built-in band filters:
  - 1X (unbalance)
  - 2X (misalignment)
  - 3X (looseness)
- 800 line FFT (spectrum)
- Ruggedized IP67 case
- Full Color OLED Display
- 3 Year Limited Warranty
- Built-in accelerometer with stinger. Optional long stinger & magnetic mount available **9070**



## SMART DIGITAL MULTIMETER CE



- Automatically switches between ACV, DCV and ohms
- Single button operation
- 10 MΩ internal impedance
- 4,000 count display
- Includes boot, test leads, and instruction manual
- 3 Year Limited Warranty
- 0 to 600 volts AC & DC
- Auto power off
- Up to 40MΩ resistance
- 100**

## REFRIGERANT LEAK DETECTORS

Automatically detect all existing refrigerants and blends. Fully adjustable tic rate eliminates background concentration to pinpoint every leak faster and easier. Single hand operation with built-in jack for optional earphone attachment. 3 yr. limited warranty.



Part No.	Leak Rate	Tic Adjust	Pump
750a	0.3 oz/yr.	Manual	
753a	0.2 oz/yr.	PB LED	Internal

**Optional Accessories:**

**A710** Earphone

**A712** 750a Sensor

**A721** 753 & 755 Sensor

## COMBUSTIBLE GAS LEAK DETECTORS



**719**

**720B**

- Easy to operate with one hand while it automatically detects combustible gases - no switching between gases. Sensitive to Natural Gas, Propane, Butane as well as many other combustible gases.
- Use in contaminated environments: Eliminates background gas concentration with fully adjustable tic rate.
  - Soft pouch included
- Instant response
- Visual & audible leak indication
- 16" gooseneck

Part No.	Sensitivity
719	30 ppm
720B	10 ppm

## Connects to a smart phone & uses the TPI Smart Probe App



### Sub-Mini K-Type Thermometer

- Auto Field Calibrate > 10 sec. +/-1°F accuracy 30 to 120°F range
- Measure temp. & calculate T1-T2
- Heavy-duty magnet on back
- Record minimum, max. & average
- Display readings in °F or °C


### SP341

### Clamp Type Temperature Probe

- Temperature Range: -40 to +185 °F (-40 to +85 °C)
- Clamp Range: 1/4" to 1 1/2" (6mm to 38mm)

### SP323

Use SP623 with SP670 to perform Superheat and Subcooling measurements



### Thermal Anemometer

- Measure air velocity & temperature simultaneously
- Record minimum, max. & average
- Multiple measuring units: m/s, km/h, ft/min, knots, mile/hr
- Air Vel.: 40-3900 fpm; 0.2-20 m/s
- Temperature: -5°F to 175°F (-20°C to 80°C)

### SP565

### High Pressure Probe

- Pressure Range: -14.7 psi to 870 psi (-1 bar to 60 bar)
- Connection Type: 7/16"-20 UNF / 1/4" SAE angled for tight connections
- Over pressure protected to 1000 psi
- Adjustable/Replaceable Schrader valve depressor for use on worn valves

### SP670



### Wireless Air Velocity Vane Probe

- Measure air velocity & temperature simultaneously
- Record minimum, max. & average
- Multiple measuring units: m/s, km/h, ft/min, knots, mile/hr
- Calculates and displays CFM

### SP555

### Dual Input Manometer

- 0.01 in H2O resolution
- High accuracy +/-0.02 in H2O <1" H2O; 1.5% above 1" H2O
- Temperature compensated
- trim mode for fluctuating readings
- Seven units of measure in H2O, PSI, inHg, mbar, kPa, mmHg, & mmH2O.

### SP620



### Carbon Monoxide Meter

- Measure 0 to 999ppm CO
- Tests CO Levels In Ambient Air
  - Check For Proper Installation of Ventless Gas Fire-places, Furnaces, & Other Combustion Devices
- Low Battery Indicator. (Red LED Flashing on.)

### SP700



### NDIR CO2 Meter

- Check ambient CO2 levels in work and living spaces
  - Monitor results of air control systems
- Range:
- 300 to 5000ppm

### SP1000



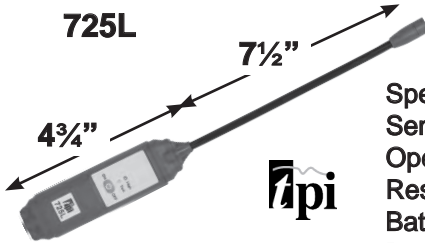
### Humidity / Temperature Probe

- Humidity Range: 0 to 100% RH
- -4 to +140 °F (-20 to +60 °C)
- Probe rotates for storage / use.
- Depth adjustable probe magnet for attachment to ducts

### SP597



# OTHER GAS LEAK DETECTORS



## Detects Combustible Gases Including

Methane, Butane, Propane, Gasoline, Diesel, Kerosene

### Specifications:

Sensitivity ..... > 40ppm Methane  
 Operating Temp ..... 32° to 104°F or 0° to 40°C  
 Response Time ..... Instantaneous  
 Battery ..... 1.5 volt, AAA Alkaline (2 each)  
 Battery Life ..... 3 hours continuous use

**TEK-Mate. Laboratory  
 Accurate. Toolbox  
 Tough™**



## REFRIGERANT GAS LEAK DETECTORS

A moderately priced, hand-held leak detector with proven D-TEK™ heated diode sensor technology. Sensitive to all CFCs, HFCs and HCFCs. Automatically adjusts for different refrigerants. Automatically compensates for changing background contamination, even under damp conditions. Uses a variable-intensity audible alarm to help pinpoint leaks. Uses 2 D-size batteries.

**705-202G1**

## “RAPTOR” ELECTRONIC UV LEAK DETECTOR

Leak Detector with UV Blue Light offers state-of-the-art features and micro-processing technology while the design sensor delivers an accurate and instantaneous response. An ultra bright UV light is built into the end of the probe allowing for both electronic & UV leak detection of even the toughest leaks. Packaged in a blow molded case with UV glasses, 2 “C” batteries and sensor tip.

- Ultra bright UV/Blue LED light
- UV Enhancing Safety Glasses
- Tri-colored Visual Leak Level Indicator
- Mute Function
- 16” Flexible Probe
- 6 Levels of Sensitivity
- Detects Leaks as Small as 0.1 oz/year
- Includes a Hard Plastic Carrying Case
- Detects all refrigerants (CFC’s, HCFC’s, HFC’s)
- Meets & exceeds SAE J1627



## CO METER

Function	Range
CO	0 - 1000 ppm
Temp °F	-4 - 122°F
Temp °C	-20 - 50°C
Battery Size	6 AAA

Adjustable Alarm
DATA Hold
LED Backlight
Auto Power Off
Instruction Sheet
Nylon Bag

**MA-CO801**




# SMOKE & CO DETECTORS - SAFETY PAGE

TEST  
EQUIPMENT

## 9 VOLT SMOKE DETECTOR


- 9 volt battery
- For all rooms
- Power Indicator
- Easy to install
- Battery Included
- Alarm & Power test
- Ionization Sensor
- Low battery chirp
- Great for RV's



**FG250B**  
(83RN, SA308)

## COMBINATION CO & SMOKE ALARM W/ VOICE & 11 PROGRAMMABLE LOCATIONS

- Features:
- Photoelectric smoke and carbon monoxide combination alarm
  - Voice warning with location
  - Battery operated - 2 AA
  - Electrochemical CO sensor



**PRC700VB**

## 9 VOLT CO DETECTOR

- 9 volt battery
- Battery Included
- Tamper Pin locks alarm cover to prevent removal of battery
- Perfect for apartment, dormitory or hotel applications
- Electrochemical CO sensor



**CO250B**

## 120V AC/DC SMOKE/CO COMBO ALARM

- Ionization Sensor
- Electrochemical CO Sensor
- 120V AC; Interconnectable
- 9V Alkaline Battery Backup
- Includes 9V Battery
- Latching Alarm Indicator
- Single Button Test/Silence
- Perfect Mount System
- 7 year limited warranty



**SC9120B**

## 7010LBL

### 9 VOLT SMOKE DETECTOR W/ PHOTOELECTRIC SMOKE SENSOR

- Sealed 9V Lithium Battery
- Perfect Mount System to keep alarm secure for true alignment
- Photoelectric Smoke Sensor
- Operates between 40° and 100°F
- Tamper resistant locking battery drawer



## SA350B

### 10-YR LITHIUM-POWERED SMOKE ALARM

- Sealed 9V Lithium Battery
- Automatic Alarm Reset when smoke clears
- Dual Ionization Smoke Sensor
- Mounting Hardware included
- Fully functional test button, including feature to silence nuisance alarms



## 7020BSL

### 10-YR SEALED BATTERY SMOKE ALARM W/ PHOTOELECTRIC SENSING

- Sealed 120V Lithium Battery
- Automatic Alarm
- Photoelectric Smoke Sensor
- Different flashes for smoke and carbon monoxide
- Most trusted in home safety



## SA9120LBL

### 10-YR 9V LITHIUM-POWERED SMOKE ALARM

- Sealed 120V Lithium Battery
- Electrochemical CO sensor
- Dual Ionization Smoke Sensor
- Performs self-diagnostic tests if unit malfunctions
- Mounting Hardware included



## FD1 Flood Detector with Audible Alarm

Parts  
Connect

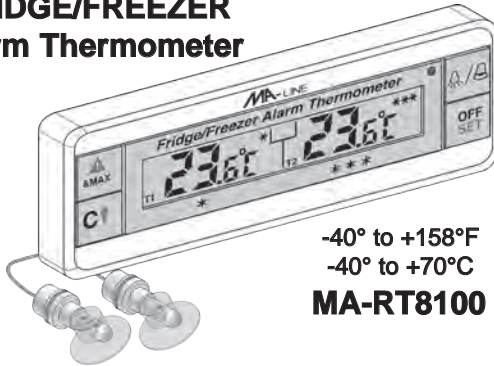
## FD1

A solid state device designed to detect the presence of condensate water overflow. Upon sensing moisture, the audible alarm will sound, and will turn the system off to help prevent damage to carpets, walls, woodwork, ceilings and other property. The area to be monitored can be enlarged by connecting one or more FD1 Flood Detectors in series.



# THERMOMETERS

## FRIDGE/FREEZER Alarm Thermometer



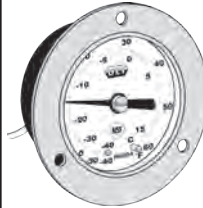
-40° to +158°F  
-40° to +70°C

**MA-RT8100**

## REMOTE READING VAPOR TENSION THERMOMETER

### RF60A

Flange Mount

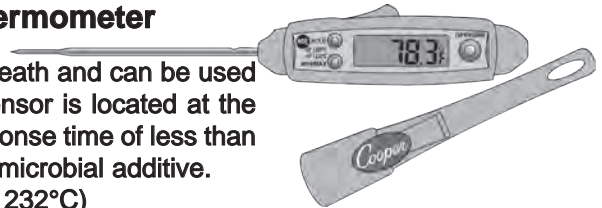


- Stainless Steel casings
- 48" tin plated capillary
- Dual scale -40° to +60°F  
-40° to +15°C
- ±1 division accuracy, 2° div.
- Re-calibratable pointer
- NSF listed

## MAX Digital Pocket Test Thermometer

Has a Jumbo LCD, 12" reach with pocket sheath and can be used to test dishwasher final rinse cycles. The sensor is located at the end of the reduced tip, providing a quick response time of less than 6 seconds. Has a large pocket clip with anti-microbial additive.

- Temperature Range: -40° to 450°F (-40° to 232°C)
- Waterproof Rating: IPX7 Rating Dishwasher-Safe
- Features: HOLD, MIN / MAX, Low Battery Indicator
- Housing Material: Anti-microbial Protective Sheath & Pocket Clip



**DPP800W**

## PartsConnect® MECHANICAL 1" DIAL POCKET THERMOMETERS

Part No.	Range
T160	-40 - 160°F
T220	0 - 220°F
T550	+50 - 550°F



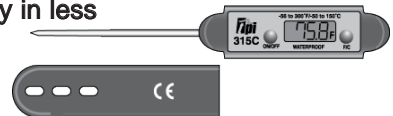
5" Stem • Pocket Sheath & Clip  
Re-calibratable • Magnifying Lens

## POCKET DIGITAL THERMOMETERS



**306C**


- Auto Field Calibration to ±2°F accuracy in less than 10 sec. in an ice water bath
- Auto Off
- -58°F to 300°F (-50°C to 150°C)
- Easy-to-read LCD
- Data hold
- Penetration tip
- Waterproof
- Tapered stem
- 3.1 mm diameter stem



**315C**

## REFRIGERATOR THERMOMETER

-20° TO  
80°F



**RFT2A**

- Bold numerals for easy reading
- Hangs or stands
- Stainless Steel construction
- ±1 division accuracy
- Three Year Limited Warranty

## PEN SHAPED INFRARED THERMOMETER

- Circle Laser
- F/C Switchable
- -27°F ~ 932°F (-33°C ~ 500°C)
- Pocket Size 150 x 25 x 27 mm
- 9:1 Distance to Spot Ratio
- MAX/MIN/DIF/AVG Record
- LCD Backlight
- (1) AA Battery



**MA-IR9PEN**

# TEMPERATURE & HUMIDITY TESTERS

## SL SERIES MINI DATA LOGGERS

- Windows™ 98SE, ME, 2000, XP & above compatible software (included).  
Not compatible w/ 95 or NT
- PC, delayed start or PB recording control
- Temp. & Humidity alarm with visual indication on demand. (SL300T Temperature Only)
- User selectable stop on memory full or memory rollover for continuous recording
- Real time monitoring
  - View graph & text simultaneously
- Can calibrate through software
  - Displays temperature in °F or °C
- USB Interface standard (Cable Included)
- 3.0 V (CR2032) Lithium battery (included)
- Sample Point Capacity: 43,344 for Temperature only.  
21,672 for Humidity and Dew Point (SL300TH)
- Temperature Range: SL300T -40°F to 185°F (-40°C to 85°C)  
SL300TH -40°F to 160°F (-40°C to 70°C)
- Relative Humidity Range: 0% to 99% RH, non condensing (SL300TH)
- Relative Humidity Accuracy: +/-2% RH from 10% to 90% RH (SL300TH)



**SL300T** Measures Temperature Only

**SL300TH** Measures Temperature, Humidity and Dew Point simultaneously

## LOGi Series DATA LOGGERS

### Inexpensive, Reusable, Pocket Sized Recorders

- Set Loggers using PC or a Data Plotter
- Simple to set up sample rates & simple to download!
- Transfer data to PC for graphs and filing
- Read and file charts and graphs on PC
- Locking feature prevents accidental shut off
- View data on Data Plotter's digital display
- Simple to install Software



**LT2**

Temperature, One Internal & External

## DATA VIEW DATA LOGGER

### Temperature + Humidity Logger with Display DVTH



- Text Display: Real time temperature, humidity and dew point.  
Logging summary, sample rate, memory used and memory left
- Graph Display: shows measurement trends graphically, with scrolling feature.
- Visual over and under alarm indicators for temperature and humidity
- USB connection (cable included)
- Compatible with Windows™ 98SE, ME, 2000, XP and above

## INFRARED THERMOMETERS 12 to 1 Distance to Spot Ratio

- Built-in laser pointer
- Back-lit LCD display
- Automatic shut off after 7 seconds
- C/F selectable button
- Data hold and auto power off
- 9V Battery

**Part No.**

**MA-16550**

Min/Max/Dif/Avg.

**Temp Range °F**

-58°F to 1022°F

**MA-16550**



**MA-LINE**

# TEMPERATURE & HUMIDITY TESTERS

## BIG DIGIT HYGRO THERMOMETER

- Dual display for Humidity and Temperature
- Maximum and Minimum Reading Memory
- °C / °F Selectable
- Fast Reading Update
- Large & Clear Display
- Pen Shape Design



**MA-RT819**

## DC710C1 FLUE GAS ANALYZER KIT

Operate remotely via Bluetooth using your Smartphone or tablet and the free TPI app. No need for long probe hoses.

- Measure CO, and Temperature Differential
- Calculate CO<sub>2</sub>, CO Air Free, Excess Air, and Combustion Efficiency
- Oxygen (O<sub>2</sub>): 0~25%; +/-0.3% accuracy
- Carbon Monoxide (CO): 0~10,000ppm; +/- 5ppm or 5% of reading
- Temperature Range -50°C to 1000°C (-58°F to 1832°F)
- DC710, A770 flue probe, A817 charger, GK11M temperature probe & A787 carrying case



**DC710C1**

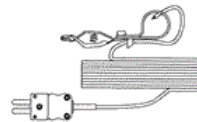



## DIGITAL OVEN THERMOMETER

- **Compact size.** Fits easily in a pocket.
- -58° to 1832°F (-50° to 1350°C) Temperature Range
- Uses standard K-Type thermocouple probe with oven clip
- Measures temperature in ovens, grills, fryers and many high temperature applications
- Complete with oven probe, carrying pouch, battery and instructions

**340/C1** Includes GK11M Fiberglass Probe

- |              |                          |
|--------------|--------------------------|
| <b>GK11M</b> | Replacement Probe        |
| <b>GK12M</b> | Repl. Probe w/ Clamp     |
| <b>GK13M</b> | Replacement Teflon Probe |



## CLOSE-FOCUS, POCKET-SIZE INFRARED THERMOMETER

- **Close Focus:** 1/8" - 1.5" Spot Size 0.35" (Held 0.5" - 2" from surface)
- **Selectable F/C temperature range:** -7° to 248°F or -22° to 120°C
- **Compact** - Easily fits in pocket. 1.5" W x 2.75" H
- **Auto Data Hold:** Temperature will be displayed in less than 2 sec. and held on the display for 10 sec.
- **Min/Max** displays the min. or max. temp. of 8 samplings in 0.5 sec.
- **AUTO** sets the scan mode to continuously scan surface temperatures in real time.



**368**



# LEAK DETECTORS

## TRACE<sup>2</sup> LEAK DETECTOR



Trace2 is a red dye, stain type leak detector for refrigeration and hydraulic systems. It is a concentrated penetrant dye in a polyol ester base that is completely compatible with all refrigerants and lubricants, old and new. Add 1/8 oz. for each pound of refrigerant in system.



<u>Part No.</u>	<u>Size</u>
HS20004	4 oz.
HS20016	16 oz.
HS21002	Pre-charged Injector with Charging Hose
HS21022	2 Pre-charged Injectors no Hose

**HS21002**  
**Quick**  
**Service Kit**

## GAS LEAK DETECTOR

A high viscosity liquid that forms bubbles when daubed on a gas leak. Non-corrosive, non-staining and harmless to skin. Detects any type of leak such as air, compressed air, CO<sub>2</sub>, nitrogen, natural gas and refrigerant gases.

<u>Part No.</u>	<u>Size</u>
4180-53	6 oz. Bottle w/dauber



## CAL-BLUE® GAS LEAK DETECTOR



Cal-Blue is a complete gas leak detector. It's high viscosity formula enables it to remain in contact with the applied surface for an extended period of time. It is also non-corrosive.

<u>Part No.</u>	<u>Size</u>
4182-24	1 quart Spray Bottle
4182-08	1 gallon Bottle
4182-53	6 oz. Bottle
4182-35	7 oz. Pressurized Spray



## CAL-BLUE® LT

The same high quality formulation as regular Cal-Blue, but having added freeze-protection to -20°F. It is the ideal detector for those geographical areas that experience very cold temperatures.

<u>Part No.</u>	<u>Size</u>
4183-24	1 quart Spray Bottle
4183-08	1 gallon Bottle



# DEHYDRANT & HEAT GEL

## THAWZONE LIQUID DEHYDRANT

Thawzone Liquid Dehydrant is compatible with all refrigerants and can be used successfully with fluorine refrigerants, methyl chloride, isobutane, and can be used in all systems with or without solid dryers.



**HS17002  
Quick  
Service Kit**



<u>Part No.</u>	<u>Size</u>
<b>HS17001</b>	1 oz.
<b>HS17004</b>	4 oz.
<b>HS17002</b>	Pre-charged Injector with Charging Hose
<b>HS17022</b>	Refill 2 Pre-charged Injectors no Charging Hose

## HEAT SHIELD GEL

Heat shield all-temperature barrier spray prevents heat damage to nearby components during soldering, brazing or welding.

- Protects heat-sensitive components
- Prevents heat damage with:
  - no drip
  - no clean up
  - non-corrosive
  - non-toxic
  - non-staining
- Evaporates within 24 - 48 hours
- For use on all surfaces, including:
  - wood
  - insulation
  - valves
  - piping
  - drywall

**HS31032**



# REFRIGERANT LEAK SEALERS

## Xpress Injects



The fastest refrigerant sealant on the market. Unlike other products, Xpress Seal travels with the refrigerant gas while other products travel with the oil.

- No need to pump down R-410A units
- No need for manifold gauges
- No injection hose or caulk gun needed
- 12+ injections per CO<sub>2</sub> cartridge

**XPS-5TK** Starter Kit. Comes with one direct inject CO<sub>2</sub> gun, one CO<sub>2</sub> cartridge, and one Xpress Seal 1.5 to 5 ton tube

**XPS-INJ** Direct inject CO<sub>2</sub> gun, one CO<sub>2</sub> cartridge

**XPS-HOSE** Xpress Seal Hose for using the high side to push in the Sealant instead of using gauges

**XPS-CO2** 4 CO<sub>2</sub> Cartridges

## AC Freeze Leak & AC Freeze Leak w/Magic Frost

Permanently seals leaks of refrigerant gas in appliance, AC and refrigeration systems.

Compatible and can be mixed with refrigerant gas: R11-R12-R13-R14-R22-R23-R123-R124-R134a-R141b-R404a-R407c-R410a-R502-R503-R507-R600.

### Part No.      Description

#### AC Freeze Leak

**00277** 0.5 oz. Cartridge Refrigerators/Small AC

**00279** 0.5 oz. Cartridge w/1/4" Adapter

**00280** 1.5 oz. Cartridge up to 6 tons

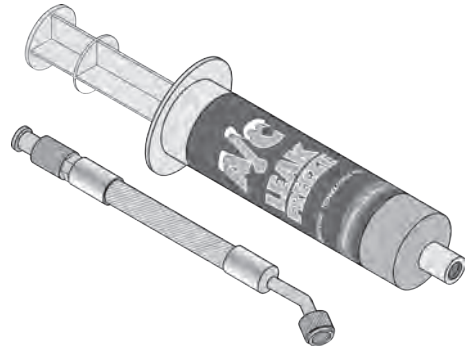
**00284** 1.5 oz. Cartridge w/1/4" Adapter

#### AC Freeze Leak w/Magic Frost

**00282** 1.5 oz. Cartridge up to 6 tons

**00286** 1.5 oz. Cartridge w/1/4" Adapter

**00290** 5/16" Adapter



## AC Leak Freeze<sup>®</sup> PRO Nano

Quickly and safely extend the life of A/C and refrigerant systems  
NANO leak sealant formula is reliable, safe and polymer free.

### PRO Nano:

- Reliable, safe and polymer-free
- Leak seeking nano particles

### PRO Nano with Magic Frost:

- Formula enhances system performance
- Reducing compressor noise extend compressor life.
- Adds anti-friction lubricant reduces noise/vibration.
- System runs smoother, more efficient.



### Part No.      Description

**45316** 1.46 oz for systems 1-6 Tons

**45317** 1.46 oz PRO w/Magic Frost



AC Leak Freeze Pro applicator's nylon hose, brass fittings & copper reservoir are all 100-percent recyclable

# REFRIGERANT LEAK SEALERS



## XANTUS PRODUCTS Refrigerant Leak Sealer

- Perfect for mini-split systems, microchannel coils, heat pumps & condensers
- Will not clog manifold gauges, TXV, cap tubes, or pistons
- Works with all oils & refrigerants
- No need to pump down the system



### Max Seal Refrigerant Leak Sealer

<u>Part No.</u>	<u>Description</u>	<u>Ref</u>
20-101	Direct Inject 1.5 to 5 tons	XPS-5T
25-101	Big Shot Direct Inject 3 to 10 tons	XPS-10T
26-101	Commercial Direct Inject 6 to 15 tons	XPS-15T



### Max Seal Light for Smaller Systems & Appliances

<u>Part No.</u>	<u>Description</u>	<u>Ref</u>
20-105	Direct Inject Light 1.5 & smaller tons	XPS-SS
30-105	Light + UV Dye 1.5 & smaller tons	XPS-SSD



### Max Seal Refrigerant Leak Sealer + Pro Dry

Dries Out Systeem • Converts Moisture into Synthetic Oil

<u>Part No.</u>	<u>Description</u>	<u>Ref</u>
40-101	Direct Inject 1.5 to 5 tons	XPS-5T-SP
46-101	Big Shot Direct Inject 6 to 15 tons	XPS-15T-SP



### Max Seal Refrigerant Leak Sealer + UV Dye

Fixes Small Holes, Dye Locates Larger Ones

<u>Part No.</u>	<u>Description</u>	<u>Ref</u>
30-101	Direct Inject 1.5 to 5 tons	XPS-5T-SD
35-101	Big Shot Direct Inject 3 to 10 tons	XPS-7.5T-SD
36-101	Commercial Direct Inject 6 to 15 tons	XPS-15T-SD

### Max Seal Refrigerant Leak Sealer + Pro Dry & UV Dye

Dries Out Systeem • Converts Moisture into Synthetic Oil

Fixes Small Holes, Dye Locates Larger Ones

<u>Part No.</u>	<u>Description</u>	<u>Ref</u>
31-101	Direct Inject 1.5 to 5 tons	XPS-5T-TNT
32-101	Big Shot Direct Inject 3 to 10 tons	
33-101	Commercial Direct Inject 6 to 15 tons	XPS-15T-TNT





# REFRIGERATION OILS & LUBRICANTS

## A/C Re~New



**4057-55**  
4 oz.

- OEM approved treatment
- Quiets noisy compressors
- Reduces energy consumption - lowers starting and running amps
- Improves heat transfer in evaporators
- Aids with sticking valves
- Aids in oil return with existing oil in R-22 retrofits



In recent years, A/C Re~New has been successfully used to aid in oil return when converting an R-22 air conditioning system with a retrofit refrigerant; examples include R-427A, R-407C and others. A/C Re~New not only helps with oil return, it comprehensively renews the air conditioner by reducing friction in the compressor (lower amp draw), quiets the system and can aid in sticking flow control valves.

### Reusable 5-in-1 injector



- Modular design allows for customized system treatment
- Injector allows for 1,2,3 and 4 fl. oz. treatments, plus tool for Connect Inject Products

**4779-0**

CHARGING  
RECOVERY  
WELDING

## EMKARATE POLYOL ESTER LUBRICANT



Part No.	Ref. No.	Viscosity	Size
4314-64	32-3MAF	32 ISO	Quart **Copeland Specific
4314-44	32H	32 ISO	Quart
4316-44	68H	68 ISO	Quart
4314-66	32-3MAF	32 ISO	Gallon **Copeland Specific
4314-46	32H	32 ISO	Gallon
4316-46	68H	68 ISO	Gallon

## ALKYLBENZENE OIL

Part No.	Ref. No.	Viscosity	Size
4310-07	Zerol 150	150 SUS	Gallon
4308-07	Zerol 200TD	200 SUS	Gallon **Copeland approved
4311-07	Zerol 300	300 SUS	Gallon



## MINERAL OIL

Part No.	Ref. No.	Description	Viscosity	Size
4303-07	L318 (3GS)	C-3	150 SUS	Gallon
4304-07	L319 (4GS)	C-4	300 SUS	Gallon



## SUPCO88 OIL ADDITIVE



**Part No.**  
**S8 (SU88)**

**Size**  
8 oz.

Introduced in 1954 and valued worldwide, this super lubricant is a "must use" in repair and preventative maintenance programs.

- Compatible with all refrigeration oils
- Dissolves sludge buildup on bearing and valve surfaces
- Prevents binding of high speed compressors
- Prevents excess wear in motors and compressors

# RECOVERY SYSTEMS



## **ROBINAIR** Refrigerant Recovery Machine

- 1/3 hp, single cylinder, oil-less Compressor
- Works with all CFC, HFC and HCFC refrigerants, including R410a (Puron™)

(lbs./min.)	<u>R410A</u>	<u>R134a</u>	<u>R22</u>	<u>R407C</u>
Recovery Rate: Vapor:	0.17	0.18	0.20	0.18
Liquid:	3.54	5.43	6.32	5.44
Push/Pull:	12.62	8.84	11.76	11.59

- Automatically shuts off machine if pressure rises above 550 psi
- Dimensions: 12.5" L x 6.5" W x 9.5" H • Smaller footprint, easy to carry, 18 lbs!

### **RG3**

- 3/4 hp, twin-cylinder design, oil-less Compressor
- Works with all CFC, HFC and HCFC refrigerants, including R410a (Puron™)

(lbs./min.)	<u>R410A</u>	<u>R134a</u>	<u>R22</u>	<u>R407C</u>
Recovery Rate: Vapor:	0.37	0.42	0.59	0.53
Liquid:	7.51	6.40	9.37	7.14
Push/Pull:	15.47	11.74	14.50	14.49

- Automatically shuts off machine if pressure rises above 550 psi
- Dimensions: 10.9" L x 20.0" W x 14.5" H • 27 lbs
- Easy to Operate, Rugged Case - Oversized pressure gauges, comfortable handle and simple controls
- Self-Purge Feature - Eliminates potential for cross-contamination & saves time



### **RG6**

## APPION

### **G1 SINGLE REFRIGERANT RECOVERY UNIT**

- Oil-less compressor for rapid liquid and vapor recovery

### **G5 TWIN REFRIGERANT RECOVERY UNIT**

- Oil-less compressor with twin cylinders and twin condensers for maximum liquid and vapor recovery as much as 2 to 4 times faster



- 1/2 HP high torque ball bearing motor with 550 psi cutoff switch
- Isolated heavy duty crankcase for refrigerant free environment, to protect bearings and prolong bearing life
- High speed, high pressure turbine fan pushing 600CFM of cooling air across the pump and the recovery tank
- Advanced design requires NO purge and NO throttling
- For use with all common refrigerants including R410A
- One year warranty
- Field serviceable - all parts available - can be rebuilt in 30 minutes

## **MASTERCool 69300 TWIN TURBO Refrigerant Recovery System**



- Revolutionary double piston 1/2 HP oil-less compressor
- Safety high pressure switch • Simple internal structure for field service
- Works with all CFC, HFC and HCFC refrigerants, including R410a (Puron™)
- Injection molded high density polyethylene case for maximum durability

(lbs./min.)	<u>R410A</u>	<u>R134a</u>	<u>R22</u>
Recovery Rate: Vapor:	0.7	0.537	0.63
Liquid:	7.7	4.72	7.56
Push/Pull:	20.2	11.68	18.3

- Operating temperature range: 32 to 122°F (0 to 50°C)
- Dimensions: 18" (l) x 10" (w) x 14" (h) • Weight: 28.3 lbs.



### **69300**

# RECOVERY ACCESSORIES

**NOW INCLUDES  
R410a TRAINING  
& CERTIFICATION!**

## EPA 608 CERTIFICATION

Course on Video & CD

**QT3000** (English)

**QT3004** (Spanish)



**TRAINING KIT  
INCLUDES 1 TEST**

**FOR EXTRA TESTS ONLY  
ORDER**

**QT3001** (English)

**QT3002** (Spanish)

CHARGING  
RECOVERY  
WELDING

ARMSTRONG has a unique product designed to fit the need for EPA certification for the HVAC technician who still needs the EPA Type I, II, III, or Universal certification. We have a training program kit to train "one technician at a time". The "EPA training course in a box" offers a 192 page study text, practice tests, a 2 hour video that covers the sample tests and an EPA certification test. The technician takes the self study course and watches the video. When finished, the technician returns to the distributor and takes the EPA test at the store with one of our personnel designated as a proctor. The test is mailed to Mainstream Engineering which grades the test results and sends the EPA card directly to the technician. There's no waiting for the next class to form. The technician can study at his own pace and if he is motivated he can have an EPA card in a few weeks



### RECOVERY TANKS (Generic) No Float Switch

Part No.	Size
<b>GRT30</b> (30B)	30 LB.
<b>RT50</b> (50B)	50 LB.

### REFRIGERANT LABELS

- Convenient 8½" x 3" tag • 5 tags per pack
- Provides date of service Identifies owner & tech.
- Strong adhesive backing



**MA-SDF1SC**  
Safe For Disposal



**MA-RECTSC**  
Evacuation Tag



**MA-R134ASC**  
R134a Label



**MA-R22SC**  
R22 Label



**MA-R404ASC**  
R404A Label



**MA-R407CSC**  
R407C Label



**MA-R410ASC**  
R410A Label



**MA-R421ASC**  
R421A Label



**MA-R448ASC**  
R448A Label

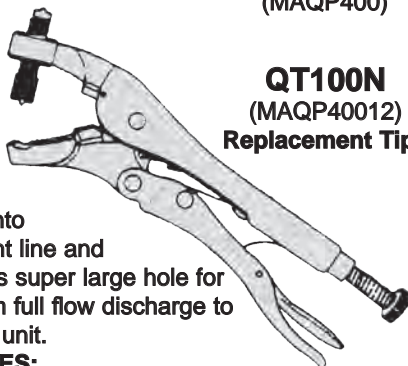
**C-Tag**

*The fastest & easiest  
way to evacuate  
refrigerant before  
disposal of unit*

### INSTA - TAP Refrigerant Recovery Tool

**QT100**  
(MAQP400)

**QT100N**  
(MAQP40012)  
Replacement Tips



Snaps onto refrigerant line and punctures super large hole for maximum full flow discharge to recovery unit.

#### FEATURES:

- One tool fits all sizes from 3/16" to 7/8" O.D.
- Replaceable hardened steel needle & gasket (QT100N).

# NATURAL REFRIGERANTS & ACCESSORIES

## ONE-STOP SOLUTIONS BUILT FOR PROS



If you are tired of messy dyes and sealants, we have the solution for you. By pre-blending 2 lbs. of gas with additives, our products are a smarter, mess-free way to work on a system.

From the 1/4" service valve to the ability to service up to 6 tons of cooling, our convenient, resealable cans are a must-have addition for every truck, van, or shop. While traditionally offered with R-22 and R410A refrigerants, orders can be customized containing any hydrocarbon or appliance-grade refrigerant.



<b>PCR22</b>	R22 w/ UV Dye & Sealant
<b>PCR410A</b>	R410A w/ UV Dye & Sealant
<b>PCCHG (4507)</b>	Charging Hose with Gauge
<b>PCUVL (4514)</b>	UV Light

<b>4200</b>	2lb of R422B w/ dye & sealant
<b>R32</b>	2lb of R32
<b>R404A</b>	27.2 oz of R404A
<b>R407C</b>	27.9 oz of R407C
<b>R134A</b>	1.9 lb of R134A

## HYDROCARBON REFRIGERANTS

Hydrocarbon refrigerants are natural, nontoxic, and have no ozone depleting properties. They are more efficient than the HFC refrigerants that they replace. The improved system efficiency they produce reduces energy usage and life cycle costs.

### Propane R290



- Meets AHRI 700 Standard 99.5% purity level
- UN1978
- CAS#74-98-6
- DOT SP15593 M1119
- Non-odorized and colorless
- Net Weight 13 oz (370g)


<b>R290-08-7/16-8oz</b>	8 oz.
<b>R290-12</b>	12 lb.
<b>R290-20</b>	20 lb.

### Isobutane R600a



- Meets AHRI 700 Standard 99.5% purity level
- UN1978
- CAS#74-98-6
- DOT SP15593 M1119
- Non-odorized and colorless
- Net Weight 14.8 oz (420 g)

<b>R600a-7/16-6oz</b>	6 oz [170 gm]
-----------------------	---------------



**Mastercool** inc.  
"World Class Quality"

## CAN TAP VALVE – SCREW-ON MODEL 7/16" CAN to 1/4" SAE

European Standard Gasket assures leak proof operation. Built-in safety check. Exclusive "full grip" valve knob.

**85510-E**

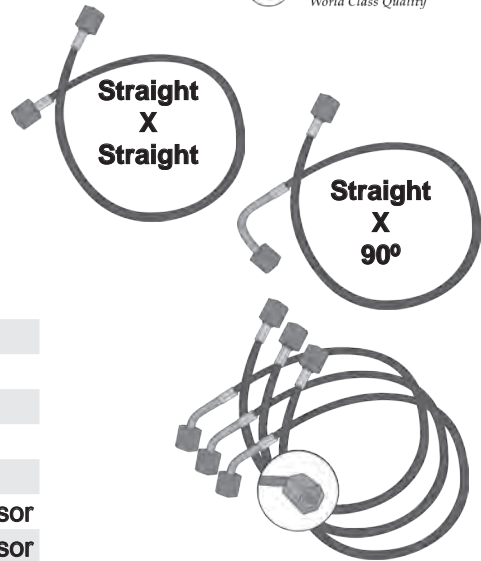


# TOOLS FOR NATURAL REFRIGERANTS



## THERMOPLASTIC CAPILLARY TUBE ASSEMBLIES

- EN 1736 and ISO 13971 - Class 2
- Inner Diameter 2 mm
- Outer Diameter 5.9 mm
- Tolerances 0.1 mm
- Bending Radius 10 mm
- Max Allowable Pressure 60 bar (870 psi)
- Working Temperature 120 °C
- Min/Max Allowable Temperature -40 to 130 °C
- Weight 25 g/m




CHARGING  
RECOVERY  
WELDING

Part No.	Length	Fittings
44184-STR	18" (45 cm)	straight x straight
44224-STR	24" (60 cm)	straight x straight
44184-ST	18" (45 cm)	with straight x 90°
44224-ST	24" (60 cm)	with straight x 90°
<b>Set of 3 straight x 45° fittings w/depressor</b>		
44318	18" (45 cm)	straight x 45° w/depressor
44324	24" (60 cm)	straight x 45° w/depressor

## R600a, R290 & R134a 2-WAY MANIFOLD GAUGE SET

Large 3 1/8" gauges (PSI/ F) with easy to read temperatures scales



Part No.	Body	Length	Hoses	Picture
93561	Aluminum	60"	Standard R-Y-B	A
93518-TP	Aluminum	18"	Thermoplastic	B
93524-TP	Aluminum	24"	Thermoplastic	B
33518-TP	Brass	18"	Thermoplastic	C
33524-TP	Brass	24"	Thermoplastic	C

## R600a, R290 & R134a 1/4" Single Ball Valve Manifold

- Large 3 1/8" gauge (PSI/ F) with easy to read temperatures scales
- Includes 2 mm thermoplastic capillary hose 18" long with straight x 45° fittings with depressor for maximum precision on small capacity systems

**92518-53-1/4TP**



# TOOLS FOR NATURAL REFRIGERANTS




**69395**  
**HVAC Spark Free**  
**Combustible Gas**  
**Recovery Machine**  
 Weight: 28.3 lbs  
 18" (l) x 10" (w) x 14" (h)

**69400**  
**Mini Twin Turbo**  
**Combustible Gas**  
**Recovery Machine**  
 Weight: 24 lbs  
 11.8" (l) x 8" (w) x 10.6" (h)




**90066-B-SF**  
**6 CFM Vacuum Pump Spark Free**



No. of Stages: 1  
 Ultimate Vac: 80 Microns  
 Pump Motor: 1/3 HP  
 Pump Speed: 1720 RPM  
 Specs: 110/120 V/60 Hz  
 Size: 15 x 6.5 x 11"  
 Weight: 20.5 lbs

**Intella Sense III Combustible Gas**  
**Leak Detector**  
**55975**



- Sensing Element: Heated Tin Oxide
- Sensor Life: 2000 hours
- Refrigerants: Detects combustible gases
- Flexible 15.5 inch probe length
- Ultimate Sensitivity: 50 – 1000 ppm



**Mastercool<sup>®</sup>**  
*"World Class Quality"*

## HIGH PRECISION CHARGING SCALE

- Hex cylinder adapter for easy attachment of refrigerant cylinder to scale
- Specially designed for R600a and R290
- 5.5"(w) x 7.3"(l) x 1.6"(h)      • Capacity: 176 ounces (5000 grams)

<u>Part No.</u>	<u>Description</u>
<b>98201</b>	High Precision Charging Scale
<b>98202</b>	Scale w/storage for a separate 14 oz. cylinder packaged in a custom molded plastic case



## CONDENSATE DRAIN BUSTER AND CO2 CARTRIDGES



A lightweight portable tool designed to blow out condensate drain lines instantly. SWOOSH, with the push of the trigger, 800 psi of oil free food grade air clears the line. CO2 cartridges can be used for both the Xpress Gun and the Condensate Drain Buster

<u>Part No.</u>	<u>Description</u>
<b>DCB-1</b>	Kit - Gun, Hose 2 CO <sub>2</sub> Cartridges
<b>XPS-CO2</b>	5 CO <sub>2</sub> Cartridges

# REFRIGERATION ACCESS FITTING KITS



- Eliminates unnecessary trips to and from the service truck
- Highest quality parts made in the U.S.A.
- Part numbers handy for easy re-order
- The right parts in one location
- Never run short on parts

## ACCESS FITTING SERVICE KIT

- Handy re-fillable case with 11 most commonly used parts
- Case size 8.5 x 4.5"

**CD9510SVK**

## REFRIGERATION SERVICE KIT - 580

- Handy re-fillable case with 21 most commonly used parts
- Case Size 11 x 7"

**CD9580SVK**



## LOCKING REFRIGERANT SAFETY CAP

- Reduce potential liability for inhalation induced injury or death
- Deter refrigerant theft
- Help prevent loss from cylinders and recovery tanks
- Two sizes for standard 1/4" and 5/16" access ports
- Locks in place to prevent refrigerant loss
- Nickel plated and corrosion resistant
- Made in the U.S.A.
- Works with standard valve core key



**5/16" Locking Caps**

<b>1/4" Locking Caps</b>	
<b>Part No.</b>	<b>Pack</b>
<b>CD2290/2</b>	<b>2</b>
<b>CD2290/10</b>	<b>10</b>
<b>CD2290/50</b>	<b>50</b>



<b>5/16" Locking Caps</b>	
<b>Part No.</b>	<b>Pack</b>
<b>CD2295/2</b>	<b>2</b>
<b>CD2295/10</b>	<b>10</b>
<b>CD2295/50</b>	<b>50</b>

# REFRIGERATION TANK ADAPTERS

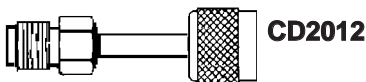
## MANUAL COUPLERS

Patented manual couplers adjust easily to R134a service ports with varying dimensions. All metal construction for extra durability. Patented, spring loaded depressor will not damage service valves. Can be removed from service ports regardless of knob position without losing refrigerant. Meets SAE, UL and EPA recommendations for containment of refrigerant. Color coded.

<b>Part No.</b>	<b>Description</b>
<b>82834-E</b>	High side manual R134a 1/4" FL-M x 16mm quick coupler
<b>82934-E</b>	Low side manual R134a 1/4" FL-M x 13mm quick coupler

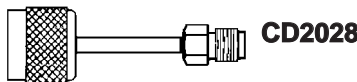


## R134a TANK ADAPTERS



**CD2012**

1/2" male acme x 1/4" female flare with Depressor tip and seal



**CD2028**

1/2" female acme x 1/4" male flare with Depressor tip and seal



**CD2021**

1/4" female hex x 1/2" male acme

# CHARGING & TESTING HOSES & FITTINGS

## Vapor•Vue™ VISIBLE VAPOR CHARGING DEVICE



Vapor•Vue™ is a visible vapor charging device that absorbs heat naturally and flashes the liquid refrigerant from the cylinder and charges into the system as a vapor. Connecting Vapor•Vue™ to the low side of a charging manifold will increase the charging rate up to 8 times faster and the liquid is controlled by adjusting the manifold valve and monitoring the vapor rate through the double sight glass. Vapor•Vue™ is factory pressure tested at 800 psi and can be used to charge any refrigeration system & air conditioning system using R410A, CFC, HCFC & HFC, Zeotropic and Azeotropic refrigerants without the danger of liquid slugging and destroying the compressor. Placing the manifold & Vapor•Vue™ over hot discharge airflow of the condensing unit will increase the heat exchange and charging rate efficiency.

VV1

## SOFT MAGIC® CHARGING HOSES WITH STANDARD & ANTI-BLOWBACK FITTINGS



Length	STANDARD 1/4" SINGLE HOSE			Hose Set
	Red	Yellow	Blue	
36"	H3SMBR	H3SMBY	H3SMBB	HC3SMB
60"	H5SMBR	H5SMBY	H5SMBB	HC5SMB
72"	H6SMBR	H6SMBY	H6SMBB	HC6SMB
Length	EZ TURN ANTI-BLOWBACK 1/4" SINGLE HOSE			Hose Set
	Red	Yellow	Blue	
36"	EZ3R	EZ3Y	EZ3B	EZ3HS
60"	EZ5R	EZ5Y	EZ5B	EZ5HS
72"	EZ6R	EZ6Y	EZ6B	EZ6HS

## 1/4" ENVIRONMENTAL CHARGING HOSES WITH BALL VALVE ADAPTER



90050	6" Hose Yellow
90051	6" Hose Blue
90052	6" Hose Red
90299	6" Hose Set (R, Y, B)

## EZ TURN ANTI-BLOWBACK FITTINGS

**EZAB**  
Straight



**EZAB90**  
90°


**EZABM**  
Straight w/  
Mini Split  
Adapter



**EZABM90**  
90°w/  
Mini Split  
Adapter

## STANDARD CHARGING HOSES

Color Coded Hose Sets - Red, Yellow & Blue



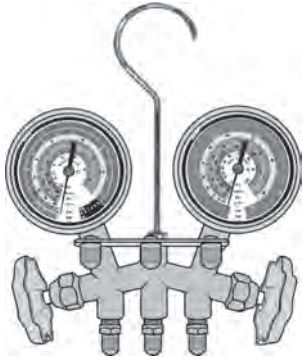
Part No.	Type	Length
A36RYB	Set of 3	36"
A60RYB	Set of 3	60"
A36Y	Individual	36"
A60Y	Individual	60"



# REFRIGERATION/ HVAC MANIFOLDS

CHARGING  
RECOVERY  
WELDING

## 2 Way Brass Manifold Set for R-12, R-22, R-502 with Standard Red - Yellow - Blue Hoses



<u>Part No.</u>	<u>Hose Length</u>
33636	36"
33661	60"
33772	72"


## with Auto Shut Off Red - Yellow - Blue Hoses

<u>Part No.</u>	<u>Hose Length</u>
35636	36"
35661	60"
35772	72"

## 2 Way Brass Manifold Set for

### R-404A, R-407C, R-507A, R-134a • 3 1/8" Gauges

## with Standard Red - Yellow - Blue Hoses



<u>Part No.</u>	<u>Hose Length</u>
56136	36"
56161	60"
56172	72"

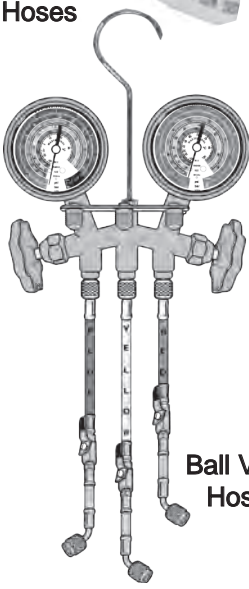
## with Auto Shut Off Nylon Barrier Red - Yellow - Blue Hoses

Auto Shut Off Hoses

<u>Part No.</u>	<u>Hose Length</u>
56236	36"
56261	60"
56272	72"

## 2 Way Brass Manifold Set for R-410A • 3 1/8" Gauges

## with Standard Nylon Barrier Red - Yellow - Blue Hoses



<u>Part No.</u>	<u>Hose Length</u>
59136	36"
59161	60"
59172	72"

## with Ball Valve Nylon Barrier Red - Yellow - Blue Hoses

<u>Part No.</u>	<u>Hose Length</u>
59236	36"
59261	60"
59272	72"

Ball Valve Hoses

## 2 1/2" Gauges for R410A, R22, R404A Manifolds

<u>Part No.</u>	<u>Gauge</u>
57501	Low Side gauge PSI KG/CM <sup>2</sup> , F° & C°
57803	High Side gauge PSI KG/CM <sup>2</sup> , F° & C°

## Manifold Gauge Hanger HVACStrap™

Constructed from heavy-duty woven material, attaches quickly and easily to the manifold gauge and its magnet allows the technician to hang the gauge almost anywhere.

## HVACSTRAP



# MANIFOLDS & GAUGES



## R22/404A/R134a STANDARD REFRIGERATION MANIFOLDS with Protective Rubber Boots

- QAL** Plastic LPF™ Gauges
- Soft Magic™ Hose Set (Standard Fittings)**
- QAL3SM** (3) 3 ft. Soft Magic™ Hose Set
- QAL5SM** (3) 5 ft. Soft Magic™ Hose Set
- EZ TURN Soft Magic™ Hose Set (Anti-Blowback Fittings)**
- QAL3SMEZ** (3) 3 ft. EZ Turn Hose Set (Anti-Blowback Fittings)
- QAL5SMEZ** (3) 5 ft. EZ Turn Hose Set (Anti-Blowback Fittings)



## R410A/R22/R404A CHARGING MANIFOLD with 1/4" SAE FITTINGS with Protective Rubber Boots & Soft Magic Barrier Hose Sets

- QS4L3H** (3) 3 ft. Hose Set (Standard Fittings)
- QS4L5H** (3) 5 ft. Hose Set (Standard Fittings)
- EZ TURN Soft Magic™ Hose Set (Anti-Blowback Fittings)**
- QS4L3HEZ** (3) 3 ft. Hose Set (Anti-Blowback Fittings)
- QS4L5HEZ** (3) 5 ft. Hose Set (Anti-Blowback Fittings)



## R134a AUTOMOTIVE CHARGING MANIFOLD WITH 1/2" ACME FITTINGS with Protective Rubber Boots

- 47827** Manifold Only with R134a LPF™ Gauges
- 90043** Service Coupler (Red) High Side
- 90044** Service Coupler (Blue) Low Side
- 13401** Adapter 1/4" F.F. x 1/2" Acme M. F.
- 92799** Adapter 1/2" F. x 1/4" Acme M. F.



### (R22, 404A, R134a) Standard Replacement Gauges

- G29LD** LPF™ Pressure gauge
- G30LD** LPF™ Compound gauge
- G29ND** NPF® Pressure gauge
- G30ND** NPF® Compound gauge

### (R410A, R22, R404A) Standard Replacement Gauges

- G529LD** LPF™ Pressure gauge
- G530LD** LPF™ Compound gauge
- G529ND** NPF® Pressure gauge
- G530ND** NPF® Compound gauge



LPF™ = Limited Pointer Flutter  
NPF® = No Pointer Flutter



**VACUUM GAUGE COUPLER**  
Ensures leak free connection  
to vacuum gauge during  
measurement

### VGC



### DIGITAL VACUUM GAUGE


Suitable for field or laboratory use,  
delivers high precision at a low price.

- Ultra fine resolution: 1 Micron when vacuum ≤ 200 Microns
- Reads vacuum in 7 international units
- Display updates every 1/2 second
- Convenient built in hanger
- Cleaning port provides quick cleaning and drying of sensor

### VG64



# VACUUM PUMPS & TEST EQUIPMENT



## Rotary Vane 2-Stage Deep Vacuum Pump



2 Stage Part No.	Free Air Displ.	Ultimate Vacuum	110V/60Hz Motor	Pump Speed	Weight
90065	5 CFM	25 Microns	1/3 HP	1725 Rpm	32 Lbs.
90067	7.5 CFM	25 Microns	1/2 HP	1725 Rpm	34 Lbs.
90068	8 CFM	15 Microns	3/4 HP	1720 Rpm	34 Lbs.
90612	12 CFM	15 Microns	1 HP	1720 Rpm	35 Lbs.

CHARGING  
RECOVERY  
WELDING

## 18 VOLT CORDLESS 1.5 CFM - 2 STAGE VACUUM PUMP

Complete kit includes:

90058

18 V cordless vacuum pump,  
1/4" SAE port, Mastercool designed rechargeable battery, Mastercool  
adapter sleeve and standard 110/220V battery charger  
Compatible with Makita, Milwaukee, Bosch and Rigid batteries  
(adapters needed for Makita, Milwaukee & Bosch batteries).  
Pump comes standard with sleeve for RIGID battery.  
Mastercool battery is the same battery as a Makita Li-ion 18V 6.0 Ah



## HummVac Vacuum Pumps

New design w/ low profile, easy access to intake  
fittings and isolation valve. Fan cooled motor.



Part No.	cfm	Stages	microns	Weight
HVP6	6.0	2	15	26 lbs.
HVP8	8.0	2	15	34 lbs.

## 5.5 CFM Vacuum Pump

Free Air Displacement: 5.5 CFM, 155 liter/min.  
Number of Stages: 2-Stage Rotary Vane  
Factory Micron Rating: 15 Microns  
Intake Fittings: 1/4" & 3/8" Male Flare  
Oil Capacity: 11.1 Ounces (350 ml)  
Voltage: 115/220V-60Hz



UVP5R



A high quality refined **MINERAL OIL** that is specially formulated  
for all refrigeration vacuum pumps.

Part No.	Description
4383-34	pint
4383-24 (42005)	quart
4383-07 (42006)	gallon



## Vacuum Pump Oil

42005  
1 Quart

42006  
1 Gallon



## CONDENSER FIN STRAIGHTENER TOOL

RUBBER GRIP HANDLE WITH KNUCKLE SAVER

PT550

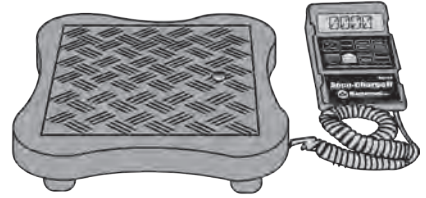
(MAMFC2, TB550)



# REFRIGERANT CHARGING EQUIPMENT

## PROGRAMMABLE CHARGING SCALES

- Allows user to program desired quantities
- Accuracy: 0.1% of reading or  $\pm 0.01$  kg (whichever is greater)
- 3 hrs AUTO OFF Function
- Battery Life: Approx. 40 hr
- Operating Temp: 32 - 120°F (0 - 49°C)
- Platform: 9" x 9" (22cm x 22cm)



### 98211 ACCU-CHARGE III Certified Refrigerant Scale

- Capacity: 110 lbs (50 kg)
- Resolution: 0.10 lb (0.05 kg)

### 98210A ACCU-CHARGE II Refrigerant Scale

- Capacity: 240 lbs (110 kg)
- Resolution: 0.02 lb (0.01 kg)



## DIGITAL PRESSURE/TEMPERATURE CHART

- Fast & Easy to Use
- Large LCD Display
- Over 40 refrigerants are charted including Vapor/Liquid status with Super heat & Sub cool
- Pressure readings are available in PSI, BAR & MPa
- Temperature readings are available in °F & °C
- Compact Pocket Size
- Auto Shut-Off (5 min.)



**52245**

## SMARTTECH™ Digital Refrigerant Scale

- Accuracy: USRS220  $\pm 0.05\%$  Reading + .4 oz. (10g)  
 USRS330S  $\pm 0.05\%$  Reading + 1.0 oz. (25g)
- Dimensions: 10.7" x 10.7" (27.2cm x 27.2cm)
- Operating Temp: -40°F -104°F (-10C -40°C)
- USRS220** 220lb Capacity  
**USRS330S** 330lb Capacity



## UVG2 Digital Vacuum Gauge

- Range: 0-19,000 Microns, 2533.13 pa, 25.3 mgar, 19 mmHg.
- Resolution: 1 Micron (0-400), 10 Micron (400-3000), 100 Micron (3000-10000), 250 Micron (10000-19000).
- Select from 8 different vacuum units: micron, in Hg, Torr, psia, mbar, mTorr, pa, kpa.
- Sensor Withstands Overpressure Up to 400 PSI.
- IP65 Rated Water Resistant Rubberized Housing.



## INSTANT CONNECTION

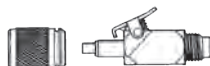
Push To Connect - Pull To Disconnect

### KWIK COUPLER

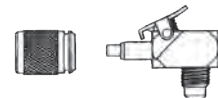
- Auto shutoff
- No refrigerant discharge
- Prevents hand freezing
- For high or low side

- 16-C** Straight Coupler (45° Flare) 1/4 Female x 1/4 Male  
**17-C** 90° Elbow Coupler (45° Flare) 1/4 Female x 1/4 Male  
**18-C** (Set) Includes 16-C and 17-C

**16C**



**17C**





# TUBING TOOLS & MISC. TOOLS

## MINI TUBE CUTTER

Heavy duty mini cutter designed to work in tight quarters. Carbide wheel cuts hard and soft copper, aluminum, brass, thin wall steel and stainless steel. Mini Tube Cutter for 1/8" to 5/8" O.D. tubing (1/8" - 1/2" nominal).

**70027**



CHARGING  
RECOVERY  
WELDING



## MINI TUBE CUTTER

Triple chrome plated. Larger knob for easier tightening. Larger cutting wheel cuts faster. Carbide wheel cuts hard and soft copper, aluminum, brass, thin wall steel and stainless steel. For 3/8" to 1 1/8" O.D. tubing (1/4" to 1" nominal)

**70029**


## RATCHET STYLE TUBE CUTTER

When you don't have swing room, ratchet action allows cutting all the way around the tubing easy! (5/16" to 1 1/8") O.D. tubing

**70031**



## HEAVY DUTY TUBE CUTTERS



Cutter includes retractable reamer/file and spare carbide cutting wheel. Carbide wheel cuts hard and soft copper, aluminum, brass, thin wall steel and stainless steel.

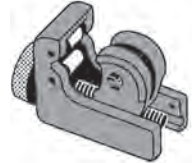
Part No.	Description	O.D. tubing	Nominal
70033		1/8" to 1 1/8" (4-28 mm)	1/4" to 1"
70035		1/4" to 1 5/8" (6-40 mm)	1/4" to 1 1/2"

## PLUMBERS TYPE MINI CUTTER

Designed for applications with limited working space. Cuts soft copper, aluminum and thin wall steel tubing.

**80021** Tube Cutter for 1/8" to 7/8" (4-22 mm.) P.P. tubing. (1/8"-3/4" nom.)

**80121** Spare Cutting Wheel for 80021 (10 Pack)



Made in USA



Made in USA

## INNER-OUTER REAMER

Designed to remove inner and outer burrs before flaring. Reamer has heavy duty outer shell with steel blades. Capacity 3/16" to 1 1/2" O.D.

**70085**

## REVERSIBLE & OFFSET RATCHET WRENCH+

Double end offset for knuckle clearance in tight work areas. Chrome plated, heat treated alloy steel with stronger gear teeth & reversing mechanism. Includes DHW316 adapter.

Part No.	Hex End	Square End
70074W	1/4" & 3/16"	5/16" & 3/8"
70075W	1/2" & 9/16"	1/4" & 3/16"



## DUAL HEX WRENCH ADAPTER

For use on 3/16" & 5/16" hex liquid & suction valves. Fits 1/4" square socket

**DHW316**

# TUBING TOOLS

## SPRING STYLE TUBE BENDERS

Made in USA

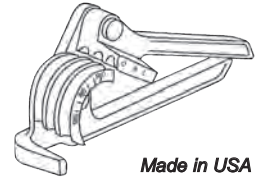


Part No.	Size	Length
70071	1/4"	10"
70072	5/16"	10"
70073	3/8"	10"

Part No.	Size	Length
70074	1/2"	12"
70075	5/8"	14"
70077	3/4"	14"

### 4-IN-1 Lever Style Tube Bender

Open side design. Makes smooth short radius bends up to 90° with minimal effort. Calibrated to show angle of bend. All metal multi-purpose tube bender for 3/16", 1/4", 5/16" and 3/8" O.D. tubing.



Made in USA


70069

### LEVER STYLE TUBE BENDERS

Open side design. Makes smooth short radius bends up to 180° with minimum effort. Calibrated to show angle of bend. Each tool bends one size.

Part No.	Tubing O.D.	Radius to Center of Tube	Style
70061	1/4"	9/16"	A
70062	5/16"	11/16"	A
70063	3/8"	15/16"	A
70064	1/2"	1½"	A
70065	5/8"	2¼"	B
70066	3/4"	3"	B
70067	7/8"	3"	B

A



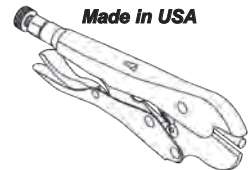
Made in USA

B



### PINCH-OFF PLIER

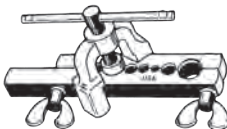
Specially designed for refrigeration industry. Pinches off and locks on copper tubing. Size: Throat 7", Depth 1", Jaw thickness 1/4".



Made in USA

70083

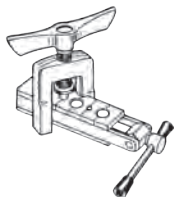
### STANDARD 45° FLARING TOOL



Durable forged steel slip-on yoke. Flaring bar is hardened, highly polished & nickel chrome plated. Auto centering yoke features bearing driven hardened cone.

Standard 45° Flaring Tool flares 7 sizes: 3/16", 1/4", 5/16", 3/8", 7/16", 1/2" and 5/8" O.D. tubing.

70051



### SLIDING DIE-BLOCK 45° FLARING TOOL

Uniquely designed flaring cone flares and burnishes in one easy operation. Slide-on yoke is simple to use. Hardened multi-size flaring bar speeds flaring time. Sliding Die-Block 45° Flaring Tool flares and burnishes 6 sizes: 3/16", 1/4", 5/16", 3/8", 1/2" and 5/8" O.D. tubing.

70052

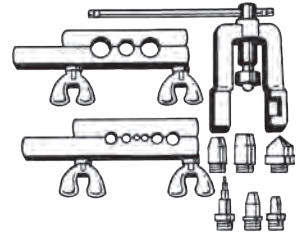
# FLARING, SWAGING & CUTTING TOOLS

## 45° FLARING & SWAGING TOOL SET

Durable forged steel slip-on yoke. Bars are chrome plated, hardened steel. Swages in close quarters where punch style cannot be used. Includes custom plastic carrying case.

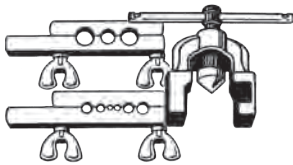
45° Flaring & Swaging Tool Set includes: Two flaring bars cover 9 sizes: 1/8", 3/16", 1/4", 5/16", 3/8", 7/16", 1/2", 5/8" and 3/4" O.D. tubing. Five swaging adapters cover 7 sizes: 3/16", 1/4", 5/16", 3/8", 1/2", 5/8" and 3/4".

**70053**



CHARGING  
RECOVERY  
WELDING

## WIDE RANGE 45° FLARING TOOL SET



Rugged forged steel slip-on yoke. Flaring bars are hardened, highly polished and nickel chrome plated.

Wide Range 45° Flaring Tool Set flares 9 sizes: 1/8", 3/16", 1/4", 5/16", 3/8", 7/16", 1/2", 5/8" and 3/4" O.D. tubing.

**70054**

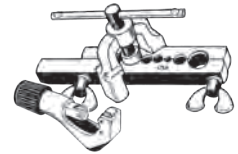
## 45° FLARING & CUTTING TOOL SET

Includes heavy duty tube cutter #70033 and standard 45° flaring tool #70051 in handy carrying case.

Wide Range 45° Flaring & Cutting Tool Set includes:

Flaring tool #70051 flares 7 sizes: 3/16", 1/4", 5/16", 3/8", 7/16", 1/2", & 5/8" O.D. tubing and heavy duty tube cutter #70033 for 1/8" to 1 1/8" tubing.

**70091**



## 45° SLIDING DIE-BLOCK FLARING & CUTTING TOOL SET

Includes heavy duty tube cutter #70033 and standard 45° flaring tool #70051 in handy carrying case. Sliding Die-Block Flaring & Cutting Tool Set includes: 45° Flaring Tool #70052 flares and burnishes 6 sizes: 3/16", 1/4", 5/16", 3/8", 1/2" and 5/8" O.D. tubing and heavy duty tube cutter #70033 for 1/3" to 1 1/8".

**70093**

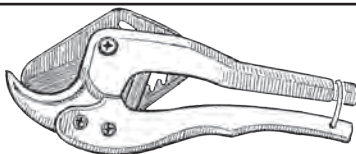
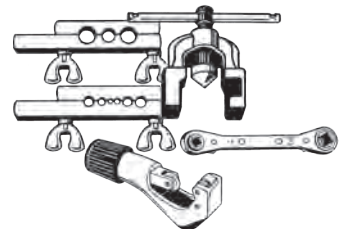
## WIDE RANGE 45° FLARING & CUTTING TOOL SET w/ WRENCH

Includes heavy duty tube cutter #70033 and standard 45° flaring tool #70051 in handy carrying case.

Wide Range 45° Flaring & Cutting Tool Set includes:

Flaring tool #70054 flares 9 sizes: 1/8", 3/16", 1/4", 5/16", 3/8", 7/16", 1/2", 5/8" and 3/4" O.D. tubing and heavy duty tube cutter #70033 for 1/8" to 1 1/8" tubing & 70082 wrench for 1/4", 3/8", 3/16", & 5/16".

**70094**



## PVC Pipe Cutter

Still using a clumsy saw blade that never gives a clean cut and takes a tremendous amount of time and effort? Ideal for cutting plastic pipe commonly used for condensate drain lines, plumbing lines, irrigation and electrical conduit. Easy-to-use ratchet action mechanism allows the blade to cut cleanly through all kinds of plastic pipe including PVC, CPVC and Polyethylene. The blade is hardened to maintain a long lasting sharp edge and is easily field replaceable.

**70078**

# FLARING & SWAGING TOOLS

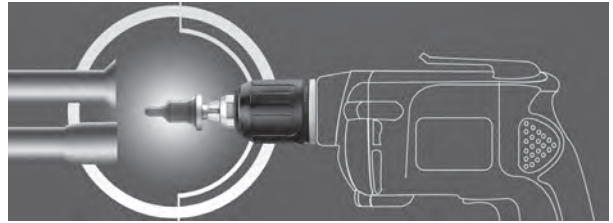
- Stopper ensures a consistent length of the flare/swage surface
- Tip guides the bit into the tube & forms a standard 45° flare or consistent swage
- Standard 1/4" Hex Shank fits directly into most power tools without adapter
- Color coded hex bits for easy ID
- Available in flare or swage bits
- Comes in a durable see-through case for better tool visibility



87001  
Flaring Set 5  
tools



1/4" 3/8" 1/2" 5/8" 3/4"



87011  
Swaging Set 6 tools

1/4" 3/8" 1/2" 5/8" 3/4" 7/8"



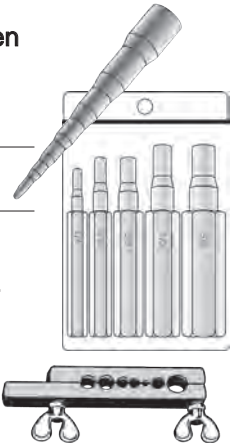
## PUNCH-TYPE SWAGING TOOLS

Enlarge one end of copper tubing to accept piece of original size tubing then solder together like a fitting. Tools are heat treated for durability.

**70040** All-in-one-Swaging punch. Nickel-Chrome finish.  
Swages 1/4", 5/16", 3/8", 1/2" and 5/8".

**70048** Set of 5 Swaging punches for 1/4", 5/16", 3/8",  
1/2" and 5/8" O.D.

**70049** Flaring Bar & Set of 5 Punches for 1/4", 5/16",  
3/8", 1/2" and 5/8"




### INDIVIDUAL SIZE SWAGING PUNCHES

Part No.	Size
70041	1/4"
70042	5/16"
70043	3/8"

Part No.	Size
70044	1/2"
70045	5/8"

Part No.	Size
70046	3/4"
70047	7/8"

## UDFT Deluxe Flaring Tool



1/8", 3/16", 1/4", 5/16",  
3/8", 1/2", 5/8", and 3/4"  
O.D Tubing

Specifically designed to meet R-410A flaring specifications and all 45° flares for tubing. The internal break away clutch that disengages when flare is completed prevents over flaring and crushing the copper tubing. The 3/4"-12 point reversible ratchet wrench included reduces the amount of effort required to manually flare in a confined work space. The 3/8" square drive can be used with a cordless electric drill for faster flaring. Features an eccentric off center cone that spins on an axis and rolls out a perfectly uniform 45° flare with a burnished flare surface.



# NITROGEN & SOLDER KITS



**NITROGEN REGULATOR**  
**RHP400** 20-400 psig  
**RHP800** 20-800 psig  
**UNF3** Flow Indicator  
**NV1** NitroView  
 Flow Indicator



**VN-650 HVAC Nitrogen  
 Purging Regulator**  
 Regulator &  
 Flowmeter  
 in ONE.  
 650 PSI test pressure



## VO-0123 Oxygen and VA-0123 Acetylene HVAC Regulators

- Color-coded hand-tight cylinder connections
- Gauge placement and protective boot(s) prevent costly damage
- Easy-to-read gauge for quick check of cylinder contents.
- Compatible with tip numbers 0, 1, 2, and 3 and A-size torches and hoses.
- CGA 200 (VA-Acetylene), CGA 540 (VO- Oxygen) inlet connections.
- A-size outlet connection



CHARGING  
 RECOVERY  
 WELDING

## 40002 & 40040 SLUDGE SUCKER® NITROGEN KITS

### 40002 Low Pressure Kit

Includes:

- R1563** Nitrogen Regulator  
(Del. prs. 175 psi)
- 516** 40 cu. ft. Metal  
Carrying Stand
- 40000** Sludge Sucker®
- BG1** Blowgun
- 40061** Sludge Blaster™
- H5SSMBR** 5 ft. Hose
- H2SSM** 2 ft. Hose

**40002**



### 40040 High Pressure Kit

Includes:

- RHP400** Nitrogen Regulator  
(Del. prs. 400 psi)
- 516** 40 cu. ft. Metal  
Carrying Stand
- 40000** Sludge Sucker®
- BG1** Blowgun
- 40061** Sludge Blaster™
- H5SSMBR** 5 ft. Hose
- H2SSM** 2 ft. Hose

**40040**



Tank N40 not included with 40002 and 40040 kits. **See Next Page.**

## TWISTER® SWIRL COMBUSTION TIP KITS

A small energy efficient hot flame that is stable in windy conditions. A helical rotor inside the tip premixes the fuel gas and air to achieve maximum combustion. The results are a small intense flame with concentrated target heat. This is important because you, the service technician, can heat your target faster, saving time.

**Both Kits Include:**

- TH6 Quick Connect Handle
- A-3 Twister Tip
- A-11 Twister Tip
- H12 12½ ft. Hose

**89600** w/RB Regulator

**89603** w/RMC Regulator

**Replacement Twister Tips:**

Tip	Soft Solder	Silver Solder
<b>A-3</b>	1/4" - 1"	1/8" - 1/2"
<b>A-5</b>	3/4" - 1½"	1/4" - 3/4"
<b>A-8</b>	1" - 2"	1/2" - 1"
<b>A-11</b>	1½" - 3"	7/8" - 1½"
<b>A-14</b>	2" - 3"	1" - 2"
<b>A-32</b>	4" - 6"	1½" - 4"



## AIR/FUEL SOFT SOLDER KITS



**K40**

**Kit Includes:**

- **TH9** Front Valve Handle
- **S23** Soft Flame Tip
- **H12** 12½ ft. Hose
- **RMC** Regulator

**K41**

**Kit Includes:**

- **TH9** Front Valve Handle
- **S23** Soft Flame Tip
- **H12** 12½ ft. Hose
- **RB** Regulator

Prices subject to change without notice

© 1971-2024 w.d. armstrong corp.

# WELDING KITS

## Cap'n Hook® OXYACETYLENE BRAZING OUTFIT

Lightweight portable outfit capable of brazing up to 1" copper tubing and welding up to 1/8" steel (with supplied tips). For use with MC and R cylinders.

<b>KCHP</b>	Outfit Includes:
<b>RO100</b>	Oxygen Regulator
<b>RMC100</b>	Acetylene Regulator
<b>71</b>	Welding Handle
<b>MTF-5</b>	Cap'n Hook Brazing Tip
<b>Type 17-2</b>	Welding Tip
<b>H32A</b>	12½' Twin Hose
<b>FL34</b>	Flint Lighter
<b>511</b>	Plastic Carrying Stand
<b>W05</b>	Tank Key w/Security Chain
<b>WG53</b>	Welding Goggles

**KCHP**  
Without Tanks

**KCHPT**  
Outfit with Tanks  
includes  
(1) MC Tank and  
(1) R Oxygen Tank



## CYLINDERS



<b>N40</b>	40 cu. ft. nitrogen (empty)
<b>B</b>	40 cu. ft. acetylene (empty)
<b>MC</b>	10 cu. ft. acetylene (empty)
<b>R</b>	20 cu. ft. oxygen (empty)
<b>PDC</b>	Propane 14.1 oz. disposable
<b>ZDC</b>	Zapp (Mapp) 16 oz. disposable



## WELD/BRAZE ACCESSORIES

<b>W05</b>	B & MC Box Wrench	<b>Type 17-15</b>	Rosebud Brazing tip (2-5/8")
<b>W06</b>	6 Way Torch & Tank Wrench	<b>500S</b>	Metal Carrying Stand
<b>FL34</b>	Flint Lighter	<b>F41</b>	Adapter MC Tank to B Reg.
<b>FL37</b>	Flints (pkg. 6)	<b>F31</b>	Adapter B Tank to MC Reg.
<b>WG53</b>	Welding Goggles	<b>TCVA</b>	Check valves "A" Connection
<b>TCSD</b>	Tip Cleaners	<b>TFAA</b>	Flashback Arrestors "A" Fitting

## CA550 CUTTING ATTACHMENT

## CUTTING TIPS



<b>5-101-0D</b>	Cuts up to 1/2"
<b>5-101-1D</b>	Cuts up to 1"
<b>5-101-2D</b>	Cuts up to 2"

## UNITORCH® MAPP® GAS TORCH KIT

- Brass and Stainless Steel Piston Regulator
- Flame produces a reliable concentrated target heat 2400°F with stable wraparound flame
- Tip swivels 360° for use in any position, even upside down

### Part No. Description

<b>RP3T5</b>	Unitorch® Regulator and tip only
<b>MKT4L</b>	Unitorch® with Mapp® Cylinder

**RP3T5**



# FLAME TOOLS & ACCESSORIES

## UNITORCH® RP3T6 LP TWISTER® SILVER BULLET® TIP



- Soft solder copper tubing up to 2½"
- Tip swivels 360° for difficult work areas
- Built-in piezo spark igniter uses MAPP® or Propane gas
- Eliminates the use of a flint lighter
- Operates at any angle

**RP3T6** Unitorch® Reg. and L.P. Twister® Tip with Silver Bullet® Ignitor



CHARGING  
RECOVERY  
WELDING

## SELF IGNITING HAND TORCH



### HT44 Twister2 Self-Igniting Hand Torch

- Electric trigger ignition
- Durable cast construction
- Twister® swirl combustion tip end
- Operates in any position .... even upside down
- Operates on MAPP® or Propane
- Trigger Lock
- Precise adjustable flame control

#### Tube Capacity:

	Soldering	Brazing
Propane:	up to 1"	up to 5/8"
MAPP®	up to 1½"	up to 7/8"



**The Flame Barrier** is Asbestos-free heat resistant up to 2500°F. Ideal for use with Propane, MAPP® gas and Acetylene torches.

**IT WILL NOT BURN!**

Made of newly developed carbon fibers.

#### Part No.

#### Size

**71036** 6" X 9"

**71038** 9" X 12"

## HOT BLOCK

Hot Block is a pliable, formable putty-textured packing for protecting nearby HVAC/R and plumbing pipe, valves, components and surfaces from damaging heat conduction (Up to 3000°F/1650°C), transfer and sparks during jobsite brazing, soldering and welding. Reusable for life

- Non-Toxic
- Non-Flammable
- Odor Free
- Biodegradable
- Stops Warpage on Thin Metal

**83560**



## UNI-4300 ALUMINUM REPAIR KIT



Cadmium and lead free soft solder and flux for joining unlike metals. Join aluminum to copper and brass quickly and permanently. Our new metal tip flux applicator helps make soldering easy. Don't panic if your flux has overheated and turned black ... apply more ... the flux will clean the metal to achieve the perfect flow.

**P4KD9S**

UNI-4300 Aluminum Repair Kit



## COOL BLUE HEAT SINK PASTE

Saves time by eliminating costly disassembly of valves and other components before soldering or brazing. **REDUCES DANGER** of fire and helps prevent burns. **PREVENTS DAMAGE** to heat-sensitive materials, such as rubber, plastic, textiles, wood, glass, etc.

#### Part No.

#### Description

**91861**

11oz. Tube with Flip Top



# SOLDER, FLUXES, BRUSHES & ACCESSORIES

## SILVER SOLDER (Lead & Cadmium Free)

Part No.	Weight	Description	Silver	Copper
<b>Silvaloy 450</b>				
General purpose filler metal for joining ferrous, non-ferrous and dissimilar metals with large joint clearance.				
98000 (76310)	1 oz.	1/16" Dia.	45%	30%
98002	5 oz.	1/16" Dia.	45%	30%
<b>Silvaloy 452 (Blue) Flux Coated</b>				
98100 (76224)	4 oz.	1/8"x18"	45%	27% Orange
(Blue) Best general filler metal available. Great for stainless face corrosion. Nickel content provides superior adhesion to base metal surfaces.				
98110 (White)	4 oz.	1/8" x 18"	50%	20% Flux Coated
99076 (Blue)	8 Rods	.075"x 20"	50%	20% Flux Cored
98072 (Blue)	5 oz.	1/16" Dia.	50%	20%
98070 (Blue)	1 oz.	1/16" Dia.	50%	20%
<b>Silvaloy 560</b>				
(Yellow) Lowest temperature, Cadmium-free filler metal, very fluid alloy flow.				
98120 (Orange)	4 oz.	1/8"x18"	56%	22% Flux Coated
98062 (Yellow)	5 oz.	1/16" Dia.	56%	22%
98060 (Yellow)	1 oz.	1/16" Dia.	56%	22%
<b>Sil-Fos 15</b>				
Best alloy for general copper-copper brazing in the Sil-Fos family. For brass applications flux is recommended. Slow flow.				
95150 (61035)	1 lb.	.050"x 20"	15%	80%
95177 (61039)	8 Rods	.050"x 20"	15%	80%
<b>Sil-Fos 5</b>				
Designed primarily for those applications where close fit-ups cannot be maintained. It has the ability to fill gaps & form fillets w/o adversely affecting joint strength. Slow flow.				
95060 (41035)	1 lb.	.050"x 20"	5%	89%
<b>Fos Flo</b>				
An economical, very fluid medium temperature filler metal for use with copper, brass & bronze. Withstands moderate vibration. Fast flow.				
95000 (21035)	1 lb.	.050x20"	0%	92.8%
97030	<b>Handy Flux</b> All-purpose, low temp. flux for brazing both ferrous & non-ferrous metals & alloys. Temp. protection up to 1600°F. 7 oz. jar			
97000	<b>Handy Flux Type TEC</b> Widely used soldering flux provides excellent performance for applications in the 400° - 800°F range. Recommended for soldering stainless. 4 oz. squeeze bottle			
75108	<b>Silvabrite Paste Flux</b> General purpose solder flux provides temperature protection up to 550°F. 4 oz. jar			
96010	<b>Silvabrite 6</b> Lead-free, silver bearing (6%) high strength solder for applications requiring large joint clearances. 1/8" Dia. 1 lb. spool			
56761	<b>Silvabrite 100</b> Silver-bearing solder (4% Cu, 95.5% Sn, 0.5% Ag) used in potable water system applications requiring no lead. 1/8" Dia. 1 lb. spool			

Call For  
Current Pricing



Coiled  
Solder



Rod  
Solder



Flux and Alloy All  
in One ...  
Joins Aluminum-to-  
Aluminum &  
Aluminum-to-Copper  
Contains less Zinc  
(78%) making it  
more compatible  
with aluminum.  
**AL822**

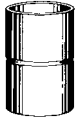


Spool  
Solder



# WROT COPPER FITTINGS & TUBING

## COUPLING w/Stop



Part No.	OD Size
W1001	3/16
W1003	1/4
W10142	5/16
W1009	3/8
W1017	1/2
W1022	5/8
W1028	3/4
W1034	7/8
W1047	1 1/8

## COUPLING - REDUCING




Part No.	OD Size
W1004	1/4 x 3/16
W1011	3/8 x 1/4
W1019	1/2 x 3/8
W1023	5/8 x 1/2
W1037	7/8 x 1/2
W1029	3/4 x 5/8
W1035	7/8 x 3/4
W1049	1 1/8 x 7/8

## ELBOW-90°



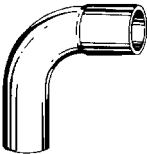
Part No.	OD Size
W2715	1/4 (lg tm)
W2716	3/8 (lg tm)
W2717	1/2 (lg tm)
W2722	5/8 (lg tm)
W2728	3/4 (lg tm)
W2734	7/8 (lg tm)
W2017	1/2 (close)
W2023	5/8 (close)
W2028	3/4 (close)
W2034	7/8 (close)
W2047	1 1/8 (close)

## TEE



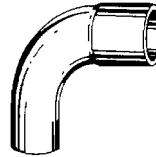
Part No.	OD1	OD2	OD3
W40300	3/16	3/16	3/16
W40306	1/4	1/4	1/4
W40313	5/16	5/16	5/16
W4000	3/8	3/8	3/8
W4001	1/2	1/2	1/2
W4006	5/8	5/8	5/8
W4017	3/4	3/4	3/4
W4031	7/8	7/8	7/8
W4048	1 1/8	1 1/8	1 1/8

## 90° STREET ELLS LONG RADIUS



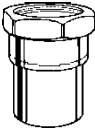
Part No.	O.D. Tube Size
W2817	1/2
W2822	5/8
W2828	3/4
W2834	7/8

## 90° STREET ELLS SHORT RADIUS



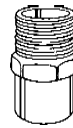
Part No.	O.D. Tube Size
W2321	1/2
W2326	5/8
W2330	3/4
W2334	7/8
W2344	1 1/8

## COPPER FEMALE ADAPTOR



Part No.	Size
W01231 (9603-10)	5/8" x 1/2"
W01230 (9603-1014)	5/8" x 3/4"
W01246 (9603-14)	7/8" x 3/4"


## COPPER MALE ADAPTOR



Part No.	Size
W01131 (9604-10)	5/8" x 1/2"
W01130 (9604-1014)	5/8" x 3/4"
W01146 (9604-14)	7/8" x 3/4"

## COPPER REFRIGERATION TUBING FOR GAS, WATER AND REFRIGERANT

DEHYDRATED & ENDS SEALED FOR REFRIGERATION EQUIPMENT



50'  
COILS



Part No.	OD	Lgth	Wall
AC14	1/4	50	030
AC56	5/16	50	032
AC38	3/8	50	032
AC12	1/2	50	032
AC58	5/8	50	035
AC34	3/4	50	035
AC78	7/8	50	035

## Self Flare Fittings

**Ebrilsmart**

Slide on bushing - tapered end toward nut. Connect to fitting. Hand tighten, mark, tighten 1 1/2 turns with common wrench. Suitable for all refrigerants HCFC, HFC, HC

Part No	Size
ES12	1/2"
ES14	1/4"
ES38	3/8"
ES58	5/8"



# PIPE INSULATION, TUBING & BRASS FITTINGS

## TUBE & PIPE INSULATION STANDARD 6 FT. LENGTHS



### 3/8" THICK WALL

Part No.	ID
RT38012	1/2
RT38058	5/8
RT38034	3/4
RT38078	7/8
RT38118	1 1/8

### 1/2" THICK WALL

Part No.	ID
RT12012	1/2
RT12058	5/8
RT12034	3/4
RT12078	7/8
RT12118	1 1/8

## ALUMINUM TUBING FOR GAS RANGES

### DEAD SOFT IN 50 FT. COILS

Part No.	OD
ALT18	1/8
ALT316	3/16
ALT14	1/4
ALT516	5/16
ALT38	3/8
ALT716	7/16

### DEAD SOFT IN 5 FT. COILS



Part No.	OD
11-291	1/8
11-292	3/16
11-293	1/4
MA-AT3805	3/8

## SOFT CLEAR VINYL TUBING

Non Toxic FDA Approved for Drinking Water. 100 FT. Coils

Part No.	ID
PT316	3/16
PT416	1/4
PT616	3/8
PT816	1/2
PT1016	5/8
PT1216	3/4

## BRASS FITTINGS

### COMPRESSION SLEEVE

Part No.	Tube
00060-02 (60-2)	1/8"
00060-03 (60-3)	3/16"
00060-04 (60-4)	1/4"
00060-05 (60-5)	5/16"
00060-06 (60-6)	3/8"
00060-07 (60-7)	7/16"
00060-08 (60-8)	1/2"
00060-10 (60-1)	1/8"



### COMPRESSION REDUCING UNION

Part No.	Tube
00082-0604 (62R-64)	3/8" X 1/4"
00082-0806 (62R-86)	1/2" X 3/8"
00082-1006 (62R-106)	5/8" X 3/8"
00082-1008 (62R-108)	5/8" X 1/2"



### COMPRESSION NUT

Part No.	Tube
00061-02 (61-2)	1/8"
00061-03 (61-3)	3/16"
00061-04 (61-4)	1/4"
00061-05 (61-5)	5/16"
00061-06 (61-6)	3/8"
00061-07 (61-7)	7/16"
00061-08 (61-8)	1/2"
00061-10 (61-10)	5/8"



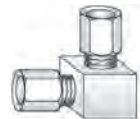
### COMPRESSION TEE

Part No.	Tube
00064-04 (64-4)	1/4"
00064-05 (64-5)	5/16"
00064-06 (64-6)	3/8"
00064-08 (64-8)	1/2"
00064-10 (64-10)	5/8"



### COMPRESSION ELBOW

Part No.	Tube
00065-04 (65-4)	1/4"
00065-05 (65-5)	5/16"
00065-06 (65-6)	3/8"
00065-08 (65-8)	1/2"



### COMPRESSION UNION

Part No.	Tube
00062-02 (62-2)	1/8" OD
00062-03 (62-3)	3/16" OD
00062-04 (62-4)	1/4" OD
00062-05 (62-5)	5/16" OD
00062-06 (62-6)	3/8" OD
00062-08 (62-8)	1/2" OD
00062-10 (62-10)	5/8" OD
00062-14 (62-14)	7/8" OD



### COMPRESSION X FEMALE REDUCING UNION

Part No.	Comp x FIP
00066-0302 (66-3A)	3/16" x 1/8"
00066-0402 (66-4A)	1/4" x 1/8"
00066-0404 (66-4B)	1/4" x 1/4"
00066-0604 (66-6B)	3/8" x 1/4"
00066-0606 (66-6C)	3/8" x 3/8"
00066-0608 (66-6D)	3/8" x 1/2"



# BRASS FITTINGS

## COMPRESSION X MALE REDUCING UNION



Part No.	Comp X MIP
00068-0202 (68-2A)	1/8" x 1/8"
00068-0302 (68-3A)	3/16" x 1/8"
00068-0402 (68-4A)	1/4" x 1/8"
00068-0404 (68-4B)	1/4" x 1/4"
00068-0406 (68-4C)	1/4" x 3/8"
00068-0408 (68-4D)	1/4" x 1/2"
00068-0504 (68-5B)	5/16" x 1/4"
00068-0602 (68-6A)	3/8" x 1/8"
00068-0604 (68-6B)	3/8" x 1/4"
00068-0606 (68-6C)	3/8" x 3/8"
00068-0608 (68-6D)	3/8" x 1/2"
00068-0806 (68-8C)	1/2" x 3/8"
00068-0808 (68-8D)	1/2" x 1/2"
00068-1008 (68-10D)	5/8" x 1/2"
00068-1012 (68-10E)	5/8" x 3/4"
00068-1412 (68-12E)	7/8" x 3/4"

## FLARE NUTS FOR LIGHT DUTY



Part No.	Tube
04014-04 (N1-4)	1/4"
04014-06 (N1-6)	3/8"
04014-08 (N1-8)	1/2"
04014-10 (N1-10)	5/8"

## FLARE REDUCING UNIONS



Part No.	Tube
04056-0604 (UR2-64)	3/8" x 1/4"
04056-0806 (UR2-86)	1/2" x 3/8"

## FLARE X MIP ELBOWS & REDUCING UNIONS



Part No.	Flare x MIP
04049-0402 (E1-4A)	1/4" x 1/8"
04049-0404 (E1-4B)	1/4" x 1/4"
04049-0604 (E1-6B)	3/8" x 1/4"
04049-0606 (E1-6C)	3/8" x 3/8"
04049-0608 (E1-6D)	3/8" x 1/2"
04049-0806 (E1-8C)	1/2" x 3/8"
04049-0808 (E1-8D)	1/2" x 1/2"

## MALE FLARE X MALE FLARE ELBOWS



Part No.	Tube
04055-04 (E2-4)	1/4"
04055-06 (E2-6)	3/8"
04055-08 (E2-8)	1/2"

## FLARE PLUGS



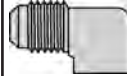
Part No.	Tube
04039-06 (P2-6)	3/8"
04039-08 (P2-8)	1/2"
04039-10 (P2-10)	5/8"

## COMPRESSION X MIP ELBOWS & REDUCING ELBOWS



Part No.	Comp x MIP
00069-0302 (69-3A)	3/16" x 1/8"
00069-0402 (69-4A)	1/4" x 1/8"
00069-0404 (69-4B)	1/4" x 1/4"
00069-0604 (69-6B)	3/8" x 1/4"
00069-0606 (69-6C)	3/8" x 3/8"
00069-0608 (69-6D)	3/8" x 1/2"
00069-0806 (69-8C)	1/2" x 3/8"
00069-0808 (69-8D)	1/2" x 1/2"

## FLARE X FIP ELBOWS & REDUCING ELBOWS



Part No.	Flare x FIP
04050-0404 (E3-4B)	1/4" x 1/4"
04050-0606 (E3-6C)	3/8" x 3/8"
04050-0608 (E3-6D)	3/8" x 1/2"
04050-0808 (E3-8D)	1/2" x 1/2"
04050-1012 (E3-10E)	5/8" x 3/4"

## FLARE CAPS



Part No.	Tube
04040-04 (N5-4)	1/4"
04040-06 (N5-6)	3/8"
04040-08 (N5-8)	1/2"
04040-10 (N5-10)	5/8"

## FORGED FLARE NUTS FOR HEAVY-DUTY REFRIGERATION



Part No.	Tube
04018-04 (NS4-4)	1/4"
04018-06 (NS4-6)	3/8"
04018-08 (NS4-8)	1/2"
04018-10 (NS4-10)	5/8"

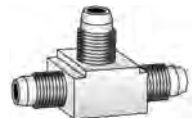
## FLARE X MIP BRANCH TEES



Part No.	Flare x MIP
04045-0606 (T1-6C)	3/8" x 3/8"

## FLARE TEES

Part No.	Tube
04044-04 (T2-4)	1/4"
04044-06 (T2-6)	3/8"
04044-08 (T2-8)	1/2"



## ICE MAKER ADAPTER FEMALE HOSE X COMPRESSION



- Brass
- Includes hose washer

Part No.	Size
65444	3/4" FHT x 1/4" Comp.
65445	3/4" FHT x 3/8" Comp.

FITTINGS  
INSTALLATION

# BRASS & BLACK IRON FITTINGS

## MALE FLARE X MIP UNIONS & REDUCING UNIONS



Part No.	Flare x MIP
04048-0404	(U1-4B) 1/4" x 1/4"
04048-0406	(U1-4C) 1/4" x 3/8"
04048-0604	(U1-6B) 3/8" x 1/4"
04048-0606	(U1-6C) 3/8" x 3/8"
04048-0608	(U1-6D) 3/8" x 1/2"
04048-0806	(U1-8C) 1/2" x 3/8"
04048-0808	(U1-8D) 1/2" x 1/2"
04048-1008	(U1-10D) 5/8" x 1/2"

## FLARE UNIONS



Part No.	Tube
04042-04	(U2-4) 1/4"
04042-06	(U2-6) 3/8"
04042-08	(U2-8) 1/2"

## MALE FLARE X FIP UNIONS & REDUCING UNIONS



Part No.	Flare x FIP
04046-0404	(U3-4B) 1/4" x 1/4"
04046-0606	(U3-6C) 3/8" x 3/8"
04046-0608	(U3-6D) 3/8" x 1/2"
04046-0806	(U3-8C) 1/2" x 3/8"
04046-0808	(U3-8D) 1/2" x 1/2"

## FORGED FLARE SWIVEL CONNECTOR



Part No.	Tube
04070-04	(US4-4) 1/4"
04070-06	(US4-6) 3/8"
04070-08	(US4-8) 1/2"

## DELTRIN COMPRESSION SLEEVE (For Plastic Tubing)

- Plastic

Part No.	Tube
00560-04	1/4"
00560-06	3/8"
00560-08	1/2"



## TUBE INSERT (For Plastic Tubing)

- Brass

Part No.	Tube
00561-04	1/4"
00561-06	3/8"
00561-08	1/2"
00561-10	5/8"



## SQUARE HEAD PLUG

Part No.	Ref.	Size
3539608989	78293	1/2"
3539612989	78294	3/4"



## 90° ELBOW

Part No.	Ref.	Size
3523508089	78232	1/2"
3523512129	78233	3/4"



## 45° ELBOW

Part No.	Ref.	Size
3529008089	78248	1/2"
3529012129	78249	3/4"



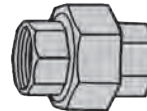
## 90° STREET ELBOW

Part No.	Ref.	Size
3525408089	78242	1/2"
3525412129	78243	3/4"

## STRAIGHT BANDED COUPLING



Part No.	Ref.	Size
3516508089	78268	1/2"
3516512129	78270	3/4"



## SEAT UNION

Part No.	Ref.	Size
3565708089	78300	1/2"
3565712129	78301	3/4"



## TEE

Part No.	Ref.	Size
3546008080	78252	1/2"
3546012120	78253	3/4"



## CAP

Part No.	Ref.	Size
3515408989	78261	1/2"
3515412989	78262	3/4"

## NIPPLES (Schedule 40)



Part No.	Ref.	Size
6818708249	78317	1/2" x 1 1/2"
6818708329	78318	1/2" x 2"
6818708369	78319	1/2" x 2 1/2"
6818708389	78320	1/2" x 3"
6818712249	78333	3/4" x 1 1/2"
6818712329	78334	3/4" x 2"
6818712369	78335	3/4" x 2 1/2"
6818712389	78336	3/4" x 3"

## CLOSE NIPPLES

Part No.	Ref.	Size
6818708489	78316	1/2"
6818712489	78332	3/4"

Other Sizes Available



## BLACK STEEL NIPPLE PACK

Part No.	Ref.	Size
6818708999	78498	1/2"
6818712999	-	3/4"
6818716999	-	1"





# QUICK CONNECT FITTINGS

## Quick Push Connector to Refrigerant Line No Tool, No Brazing, No Torque



### Application

- Flame Free Fittings for connecting Refrigerant lines
- Refrigerants : R22, R134a, R410a, R507, R600, R290, R32
- Maximum Working Pressure : 870psig (60bar)
- Temperature Range : -40°C ~ 120°C
- Annual Leakage : 1.5g/yr ↓

### Features

- The Specific Design of ESSEN Innovation Fittings
- Push to Connect Type Copper & Aluminum
- Leak-Proof Double Rubber Sealing Type
- Robust Brass Body Design
- Exact Insertion Depth with Line Marker
- May be Removed With Disconnect Clips

**SBC**



**SBE**



**SBF**



**SBE45**



Mark the Line  
(Push guide-  
line)

**SBLM1458**



**SBDC1458**

Release



**SBLMDC3478**

Part No.	Description
<b>SBC14</b>	1/4" Union
<b>SBC38</b>	3/8" Union
<b>SBC12</b>	1/2" Union
<b>SBC58</b>	5/8" Union
<b>SBC34</b>	3/4" Union
<b>SBC78</b>	7/8" Union
<b>SBE14</b>	1/4" Elbow
<b>SBE38</b>	3/8" Elbow
<b>SBE12</b>	1/2" Elbow
<b>SBE58</b>	5/8" Elbow
<b>SBE34</b>	3/4" Elbow
<b>SBE78</b>	7/8" Elbow
<b>SBCR3814</b>	1/4" to 3/8" Reducer
<b>SBCR1238</b>	3/8" to 1/2" Reducer
<b>SBCR5812</b>	1/2" to 5/8" Reducer
<b>SBER3814</b>	1/4" to 3/8" Elbow Reducer
<b>SBER1238</b>	3/8" to 1/2" Elbow Reducer
<b>SBER5812</b>	1/2" to 5/8" Elbow Reducer
<b>SBF14</b>	1/4" FLARE
<b>SBF38</b>	3/8" FLARE
<b>SBF12</b>	1/2" FLARE
<b>SBF58</b>	5/8" FLARE
<b>SBE4514</b>	1/4" 45° Elbow
<b>SBE4538</b>	3/8" 45° Elbow
<b>SBE4512</b>	1/2" 45° Elbow
<b>SBE4558</b>	5/8" 45° Elbow
<b>SBDC1458</b>	1/4"- 5/8" Disconnect Clips
<b>SBLM1458</b>	1/4"- 5/8" Line Marker
<b>SBLMDC3478</b>	3/4"- 7/8" Disconnect Clips w/ Line Marker

FITTINGS  
INSTALLATION

# COPPER JOINING PRODUCTS & ACCESSORIES

## HVAC SUPER PRO COMBO PACK

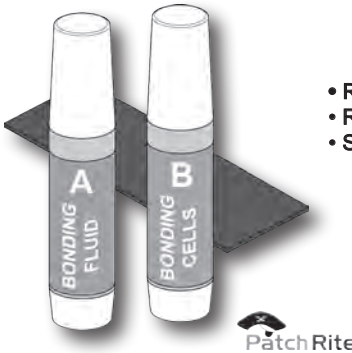
- Ideal for bonding copper, aluminum and brass in any combination
- Bonds dissimilar metals
- Compatible with ALL refrigerants
- Formulated to exceed the requirements for R-410A refrigerant & POE oils
- Vibration tested for HVAC & Refrigeration applications
- Maximum pressure > 850 psi
- Bonds in 3-5 minutes
- 1 bottle = 200 bonds (5/8" tube)
- Non-toxic



## HS32098 Super Pro Combo Pack

### INSTANT HVAC/R PATCH

A space-age bonding system that seals holes, cracks and leaks. The right patch for leaks in all HVAC/R tubing and equipment. No toolbox is complete without it!




- Repairs are made in a minute!
- Rated at 350 psi, 200°F
- Should only be used on the low pressure side of systems
- Safe to use with all refrigerants
- Non-toxic

Use for copper tubing, aluminum tubing, micro coils, aluminum and copper coils, curved surfaces, steel & pvc condensate drains, condensate pans and lines.

### HS32032 Instant HVAC/R Patch

### ABRASIVE CLOTH

Handy Plumbers Roll • Grade # 1 Sand Cloth




- 120 Grit
- 10 Yards
- Cleans Faster
- Lasts Longer
- Handles Easier
- Completely Water Resistant

SA12 (70164)

### ACID BRUSH

70210

Used for application of solder pastes, flux, teflon solvents.



### THERMO-TRAP®

Has an extremely high capacity for absorbing heat. Applied to the metal working surface between the area being heated and the material to be protected, Thermo-Trap soaks up heat and reduces heat transfer.



**4371-32** Qt. Spray Bottle

**4371-36** 11 oz. Tube



# GAS CONNECTORS & FITTINGS

## STAINLESS STEEL FLEXIBLE CONNECTORS



Coated\*  
Heavy-duty, antimicrobial  
hot-dipped gray PVC

3/8 OD with 1/2" FIP X 1/2" MIP (tapped 3/8" FIP) Fittings

Part No.	Ref. No.	Length	Part No. Coated*
10-3132-12	3BFF12	12"	10-3132-12C
10-3132-18	3BFF18	18"	10-3132-18C
10-3132-24	3BFF24	24"	10-3132-24C
10-3132-30	3BFF30	30"	10-3132-30C
10-3132-36	3BFF36	36"	10-3132-36C
10-3132-48	3BFF48	48"	10-3132-48C
10-3132-60	3BFF60	60"	10-3132-60C
10-3132-72	3BFF72	72"	10-3132-72C

1/2 OD with 1/2" FIP X 1/2" MIP (tapped 3/8" FIP) Fittings

Part No.	Ref. No.	Length	Part No. Coated*
20-3132-12	4BFF12	12"	20-3132-12C
20-3132-18	4BFF18	18"	20-3132-18C
20-3132-24	4BFF24	24"	20-3132-24C
20-3132-30	4BFF30	30"	20-3132-30C
20-3132-36	4BFF36	36"	20-3132-36C
20-3132-48	4BFF48	48"	20-3132-48C
20-3132-60	4BFF60	60"	20-3132-60C
20-3132-72	4BFF72	72"	20-3132-72C

7/8 OD with 1/2" FIP X 1/2" MIP (tapped 3/8" FIP) Fittings

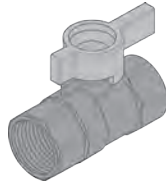
Part No.	Ref. No.	Length	Part No. Coated*
30-3132-12	7BFF12	12"	30-3132-12C
30-3132-18	7BFF18	18"	30-3132-18C
30-3132-24	7BFF24	24"	30-3132-24C
30-3132-30	7BFF30	30"	30-3132-30C
30-3132-36	7BFF36	36"	30-3132-36C
30-3132-48	7BFF48	48"	30-3132-48C
30-3132-60	7BFF60	60"	30-3132-60C
30-3132-72	7BFF72	72"	30-3132-72C

### Brass Flare Gas Valves Flare x FIP



Part No.	Flare x FIP
60001	3/8" x 1/2"
60003	1/2" x 1/2"
60031	5/8" x 1/2"
60030	1/2" x 3/4"
60005	5/8" x 3/4"

### Brass Gas Valve FIP x FIP



Part No.	FIP x FIP
GC12	1/2" x 1/2"
GC34	3/4" x 3/4"
60013	1" x 1"

### Brass Flare Fitting Flare x MIP



Part No.	Flare x MIP
62730	5/8" x 1/2"
62731	5/8" x 3/4"
(Tapped 3/8" FIP)	
62744	3/8" x 3/8"
(Tapped 1/8" FIP)	
62745	3/8" x 1/2"

# ZOOM SPOUTS & HOUSEHOLD CLEANERS

## "RUST BUSTER"

Quickly loosens rusted bolts, screws, shafts, piping and all types of "frozen" connections. Comes with 14" telescoping spout.

PCRB75 (MO44)



## "ZOOM SPOUT OILER"

Zoom Spout Oiler contains 4oz. of high grade turbine oil. Comes with 14" telescoping spout for those hard to reach places.

Parts  
Connect®  
PCZS75



## STAINLESS STEEL MAGIC

Streak-free formula leaves a showroom shine plus a protective barrier to help resist fingerprints and water spots. Makes cleaning quick and easy, keeping surfaces looking better longer. Works great on aluminum and chrome surfaces too!



Part No.	Description
SS22	(3055) 14 oz. Trigger Spray
SS64	(3062)

## GOO GONE

Removes chewing gum, grease, tar, stickers, labels, tape residue, oil, blood, lipstick, mascara, shoe polish, crayon and bumper stickers. Works on carpets, upholstery, clothing, wood, cement, metal and plastic.

GG12 (2087) 8 oz.



## VAPCO

Cleans, shines & protects any stainless steel surface. Great for stainless steel refrigerators, microwaves, ovens, stoves, grills, sinks, range hoods, trash cans, warming drawers and compactors. Spray & wipe.

SSPA-1 10 oz.



## COOK TOP MAGIC

Specially formulated for effective cleaning of glass, ceramic and porcelain cooktops. Cuts through tough grease & removes burnt on deposits without scratching, leaving a streak-free shine. Regular use will help keep cooktop easy to clean and looking new! Also great for porcelain. Works on all ceramic smoothtop surfaces

CT12 (3061)



## ALL PURPOSE CLEANER

Tackles the most challenging problems on virtually any surface. It can be used full strength or diluted to make up to 12 gallons of general-purpose cleaner. It's biodegradable, non-toxic and non-irritating. Stove-tops to driveways, from bathrooms to countertops.

GG66 (2195)  
24 oz. Trigger Spray





# LUBRICANTS & RUST DISSOLVERS

**WD-40 MULTI-PURPOSE** - A computer age product prevents rust, corrosion, lubricates, penetrates, displaces moisture.

<u>Part No.</u>	<u>Description</u>
<b>10000</b> (40301)	Sprayer
<b>110108*</b>	3 oz.
<b>110054*</b>	8 oz.
<b>110078*</b>	11 oz.
<b>10110</b>	Gallon

\*Smart Straw Cans



## INDUSTRIAL LUBRICANT

A unique concentrate formula containing micron-sized particles of P.T.F.E.

- Penetrates inaccessible areas to displace contaminants • NSF registered, H2 rated
- Lubricates with oils, additives, and Teflon® to reduce friction and increase part life
- Protects against moisture and corrosion damage; displaces moisture to prevent icing; inhibits rust formation and corrosive build-up
- Rejects dirt, dust, sand and other abrasive particles
- Resists rust and corrosion, even under extreme conditions
- Effective from -60°F to 475°F • Keeps equipment running longer
- Reduces costly breakdowns caused by worn and dirty parts

<u>Part No.</u>	<u>Description/Size</u>
<b>TF20025</b>	Aerosol - 6 oz.
<b>TF20027</b>	Aerosol - 12 oz.



CHEMICALS

## LITH-EASE

A high quality, multipurpose white lithium grease. It has superior film strength, excellent water and heat resistance, and good corrosion protection properties. It performs in all weather and temperatures. A superior lubricant for pumps, bearings or shafts where washing solutions might be evident.

**WL-1** (17-130) 1½ oz.



## SIL-GLYDE

Weather-proof - won't wash out, freeze, gum or melt. -20° to +400°

**SG-2**  
(70132)  
1½ oz.



## FOOD-GRADE SILICONE

FDA approved non-stick lubricant. Food Grade Silicone sprays a perfect non-stick surface on ice machine surfaces, vending machines, coin slots, hot plates, slicing machines, and other food processing and packaging equipment. An excellent lubricant that prevents binding and sticking.

**4084-03**  
15¾ oz.



# SUPCO COIL CLEANERS

## PORT-A-BLASTER® COIL CLEANING MACHINE

Makes coil cleaning easy. This professional, lightweight, coil cleaning machine blasts dirt from evaporator and condenser coils using a patented, pressure activated pump. Two pressure settings deliver low pressure for indoor evaporator coils and high pressure for outdoor condenser coils up to 140 PSI. Compact yet tough, has a rugged housing for extreme durability, but weighs only 11 lbs. Makes it easy to use and carry. Plus, all included accessories (trigger sprayer, wand/ nozzle, and hoses) are conveniently stored in an on-board compartment.

## ZPB140



- Volts 120 VAC
- Flow Rate .025 GPM
- Watts 80 W
- Max. Pressure 140 PSI
- Weight 11 lbs
- Size 12"H x 7"W x 11.5" L
- Handle 1.5"W

## DFSTEAMER



## ICE AWAY EVAPORATOR COIL DEFROSTER

Take the work-arounds out of thawing frozen evaporator and ice machine coils. Steam it away with the Ice Away Evaporator Coil Defroster. This portable time-saver uses high temperature and pressure steam and keeps plastic parts intact.

- Chemical free and safe
- Spray nozzle extension with various nozzles for hard to reach places
- Funnel and measuring cup for easy refill
- Automatic heating control generates continuous steam
- Nylon brush attachment for equipment cleaning
- Shuts off when empty
- Keeps plastic equipment parts intact

## HEAVY DUTY PORTABLE STEAM CLEANER

Take the work-arounds out of thawing frozen evaporator & ice machine coils and steam it away with the Supco® Heavy Duty Steam Coil Cleaner. This portable time-saver uses high temperature and pressure steam to safely defrost coils.

- Allows for safe disinfecting of ovens, BBQ's, windows, floors, showers and so much more
- Chemical free and safe
- Automatic heating control generates continuous steam
- Spray nozzle extension with various accessories for hard to reach places
- Funnel and measuring cup for easy refill
- Nylon brush attachment for equipment cleaning
- Shuts off when empty
- Safely defrosts coils

## DFSTEAMERHD



# VAPCO COIL CLEANERS



## BRITE ALUM CONDENSER COIL CLEANER



- Acid Based
- Heavy Foaming

An acid based condenser coil cleaner that cleans and brightens with deep penetrating, heavy foaming action. Formulated especially to remove scale, oxides, and contaminants. Coils are left with like-new appearance.

<u>Part No.</u>	<u>Size</u>
<b>BA-1</b> (6600-1)	1 Gal.
<b>BA-5</b> (6600-5)	5 Gal.

## FOAMINATOR COIL CLEANER

- Premium Alkaline Based
- Reduced Fuming and Odorless
- Cleans Thick Coils
- USDA Rated

The UNIQUE premium alkaline based coil cleaner. Penetrates deeply into the thickest coils while creating a dense, heavy foam that pushes the contaminants and oxides to the surface so they can be easily rinsed away. Dissolves and disperses grease like no other. Provides greater safety for service personnel during application. Reduced fuming and odorless. No burning sensation during application. Biodegradable & Phosphate Free.



<u>Part No.</u>	<u>Size</u>
<b>FM-1</b> (6601-1)	1 Gal.
<b>FMA-1</b>	18 oz aerosol
<b>FM-5</b> (6601-5)	5 Gal.

CHEMICALS



## HP CLEANER EVAPORATOR COIL CLEANER

- USDA Rated
- No Rinse

Professional strength highly alkaline detergent coil cleaner that quickly dissolves built-up dirt, greases, nicotine, lint, etc. Use on electronic air filters, evaporator coils, ventilation and exhaust systems, concrete floors, cooling towers, refrigerators, tools, etc. Requires rinsing on all except evaporators.



<u>Part No.</u>	<u>Size</u>
<b>HP-1</b> (6607-1)	1 Gal.
<b>HP-5</b> (6607-5)	5 Gal.

## SUPER CONCENTRATES

No Hazmat shipping fees. Reduced freight costs (17 lbs. less wt/cs). Smallest Packaging: 52% less space. 1 Quart makes 2 gallons of ready to use (R.T.U.) coil cleaner. Save space, save money. Green: Biodegradable, smaller carbon footprint, environmentally friendly.



<u>Part. No.</u>	<u>Description</u>
<b>FMG-1Q</b> (6602)	Foaminator
<b>HPG-1Q</b> (6608)	HP Cleaner

### POWDER coil cleaners!

- Space Saving!
  - No Hazmat Fee for Shipping!
  - Same Cleaning Power
  - Mix directly in your sprayer!
  - One Bag of Powder Per One Gallon of Water In Sprayer!
- Users will love the convenience of Vapco's powdered coil cleaners!

### FOAMINATOR™P:

Alkaline based coil cleaner. Biodegradable and Phosphate free.



**FMP-1**  
(P400)  
**8 oz.**

### X FACTOR™P:

Non-acid evaporator cleaner. Literally destroys odors and the bacteria that causes them.



**XFP-1**  
(P402)  
**8 oz.**

# VAPCO CHEMICALS

## Foaming Cooling Coil Cleaner

- Non Acid
- Non-fuming
- USDA Rated
- Deodorizes

Dissolves dirt and grease so they can be easily washed away with condensate. No rinsing needed. Sprays from any angle. Cleans & deodorizes without oxidization problems.

**FCC-1 (5390)**  
18 oz Can 12/Case



## BLOWOUT

Blows away lint, dirt and dust with a BLAST of super compressed gas and solvent. Knocks out grease without rinsing. Specially formulated evaporation rate allows BLOWOUT to dry quickly dissolving dirt and grease, leaving no mess. Excellent for restaurants where rinsing is not possible.

**BLO-1 (5980)**  
20 oz Can 12/Case



## WASP-A-WAY Wasp & Hornet Spray

EPA registered, high dielectric nonchlorinated wasp and hornet spray. This product sprays 15 to 20 feet and can be used indoors (attics and other places where nests are built) or outdoors on hornet, wasp and yellow jacket nests. Product should be applied in the evening after all the insects have returned to the nest. Dielectric strength is 40.1 KV.

**WAW-1 20 oz Can**



## BIRD DOG

- Super Sensitive
- Oxygen Safe
- Locates even the smallest leaks
- Bubbles last up to 20 x longer

Bird Dog's advanced super sensitive formula finds leaks that the competition can't.

Part No.	Size
<b>DOG-1/2P</b> (6632-8)	8 oz.
<b>DOG-1Q</b> (6632-Q, 4182-24)	32 oz.



## NO SWEAT

- Easy to Use
- Non-flammable
- Eliminates Condensation

No Sweat is an aerosol spray-on insulation specifically developed for cold water pipes, refrigeration and air conditioning lines, duct work, etc. to stop sweating and dripping problems. No coating (modified acrylic) filled with millions of tiny air cells which shut out warm moist air preventing condensation from forming.

**NS-1 (4297-75)** 18 oz Can



## MEAN GREEN

A high solids, pressure sensitive adhesive that is versatile and easy to use. Has instant tack and strong bond that resists heat, cold and moisture. It's wide lace or web type spray pattern provides a low soak-in so more adhesive remains on the surface where it is needed.

### MEAN GREEN:

- Pressure Sensitive
- Nonflammable Strong Bond
- Convenient
- Instant Tack
- DOT 39 NRC Compliant
- Wide, Web Like Spray Pattern

Part No.	Description
<b>MGA-1</b>	18 oz Can, Covers 150 ft <sup>2</sup>
<b>MG-SC</b>	Small 15# cylinder
<b>MG-LC</b>	Large 40# cylinders
<b>SPR-LG</b>	Spray Tool





# VAPCO CHEMICALS



## ICE MACHINE SANITIZER FOR SANITIZING FOOD CONTACT SURFACES:

For use on precleaned, hard, nonporous food contact surfaces including plastic and other hard, nonporous cutting boards and chopping blocks, counter tops, tables, food preparation surfaces, cooking and eating utensils, and drinking glasses. For heavily soiled areas, remove gross food particles by preflush, prescrape and presoak when necessary. Wash thoroughly with detergent or compatible cleaner, then rinse with potable water prior to application of sanitizing solution. **IMS-16OZ**

## NICKEL SAFE

Non-foaming, non-fuming cleaner that quickly removes scale from stainless steel and nickel-plated steel. Contains a blend of organic and inorganic acids that removes the lime scale, while inhibitors minimize corrosion.



<u>Part No.</u>	<u>Size</u>
<b>NGC-1/2P</b> (6662-8, 4287-34)	8 oz.
<b>NGC-1</b> (6662-1, 4287-08)	1 Gal.



**ICE MACHINE CLEANER**  
A non-foaming, non-fuming, stainless steel safe cleaner that quickly removes lime scale from ice-making equipment. Improves ice capacity and quality by removing built-up scale. Formulated for commercial applications. Also recommended for soft drink vending machine dispensers, coffee makers, coffee urns and humidifiers. USDA rated.



<u>Part No.</u>	<u>Size</u>
<b>IMC-1/2P</b> (6660-8)	8 oz.
<b>IMC-1</b> (6660-1)	1 Gal.

## FOAMING COIL CLEANER PLUS A POWERFUL DISINFECTANT

Not only an evaporator coil cleaner, but it also disinfects against pathogenic fungi while killing Legionella pneumophila. Cleans evaporator coils while eliminating dirty sock syndrome at the same time. EPA approved disinfectant for use against SARS-CoV-2 (COVID-19). Kills similar viruses and therefore can be used and is EPA approved against monkeypox virus when used in accordance with the directions for use against Canine Parvovirus on hard, non-porous surfaces



**FCC-PRO** 18 oz. Aerosol

## PURGE LINE SET FLUSH

A powerful, environmentally friendly, and economical solvent that is used to flush Air Conditioning and Refrigeration line sets during installs, cleanings, retrofits, change-outs or after burnouts. By seeing the solvents from boiling off too fast, the advanced formula removes more oil and other contaminants than any other flush. In addition to being available as a liquid, it is also available as a canister and flush kit. Flushes a wide variety of particulates from line sets when used such as sludge, carbon residues, acids, oils, and water. It is also ideal for change-outs, compressor burnouts, retrofitting to new refrigerants, and component changes.



<u>Part No.</u>	<u>Size/Description</u>
<b>PRG-1K</b>	1 lb. Aerosol Starter Kit includes: Hose, Gun & Actuator
<b>PRG-1</b>	1 lb. Aerosol - Flushes 3-6 Tons
<b>PRG-2</b>	2 lb. Aerosol - Flushes 5-10 Tons
<b>PRG-16OZ</b>	16 oz. Liquid Purge

# NU CALGON CHEMICALS

## FOAM-BRITE® HIGH FOAMING CONDENSER COIL CLEANER

- Provides for more FOAM than any condenser coil cleaner in the market
- Ultimate CLEANING & BRIGHTENING while it FOAMS
- New chelant-based formula coil cleaning technology for the millennium
- Use it in place of the more dangerous HF acid-based products



**4178-08**



### Cal-Blast® II

Condenser coil cleaner quickly dissolves those stubborn, resistive deposits and oils that are found to plug coils, particularly those located in kitchens. It contains a quick-drying solvent with a pleasant scent!

**4132-21**

- No rinse required. High solvency cleaning power that evaporates completely.
- Most effective on coils in kitchen equipment
- Formulated for condenser coils indoor and outdoor
- Quick drying - leaves no residue
- Pleasant citrus scent
- Works great on all soils
- Contains no ozone depleters
- Replaces 4132-20 Cal-Blast

## Dragon Towels

Lint-free, extremely durable, heavy-duty towels designed to help on any job! Offering maximum absorbency, are solvent resistant and can be used wet or dry for any application. With a 12" x 12.5" wingspan and electric blue color, are a must have on your truck, in your shop or anywhere you need the toughest towel.

- For cleaning hands
- Scrubbing components
- Wiping up solvent and oil based spills
- Cleaning tools
- Absorbing water
- General cleaning

**4162-01 100 Count Box**



## MINI-SPLIT MAINTENANCE KIT

- Easy-to-use kit that contains service and maintenance products
- Includes everything required to clean and service up to 4 mini-splits
- Ensures mini splits are clear and free of dirt and debris

Complete Care Mini-Split Kit includes:

- (2) Tri-Pow'r® HD Aerosol 4371-75
- (2) Gel Tabs™ Mini packs 4185-95
- (1) Clean Guard™ Maintenance Bag 4150-01
- (1) Nu-Calgon service bucket

**4151-18**



# NU CALGON CHEMICALS

## Clean Guard, Clean Guard XL and Clean Guard CC

Reusable maintenance bags specifically for use by HVAC contractors to clean wall-mounted mini-splits and ceiling cassette systems with cleaners/disinfectants when the indoor coil and blower require service. Installs in seconds with its use of an industrial grade elastic collar that simply and automatically adjusts around the indoor unit. Since the device provides 360-degree coverage to protect overspray on the walls, an integrated drain line and heavy future use, Clean Guard simply needs to be rinsed, dried and stored in the five-gallon solution during service.



<u>Part No.</u>	<u>Description/Application</u>	<u>Approx. Width</u>	<u>Drain Line</u>
<b>4150-01</b>	Clean Guard Up To 12,000 BTU (1 Ton)	50"	8'
<b>4150-02</b>	Clean Guard XL 18,000 To 36,000 BTU (1.5-3 Tons)	62"	10'
<b>4150-03</b>	Clean Guard CC Fits Ceiling Cassette Systems	-	10'

CHEMICALS

## PowerZyme™

- Powerful enzymatic formula
- Clears slow moving drain lines. Keeps drains flowing freely
- Prevents clogs and costly overflows
- Eliminates foul and musty odors
- Ideal for A/C condensate pans, drains and evaporator coils
- Perfect for food service and kitchen drains
- Breaks down fats, oils, and grease
- Liquid is heavier than water so will easily pour through standing water
- Thick gel formula clings to vertical surfaces
- Safe for systems and non-corrosive



<u>Part No.</u>	<u>Description</u>	<u>Size</u>
<b>4298-21</b>	PowerZyme™ Liquid	8 Oz
<b>4298-22</b>	PowerZyme™ Liquid	1 Qt
<b>4298-24</b>	PowerZyme™ Gel	1 Qt

## Eco-Lyme Biodegradable Descaler

- Significantly safer on metals than competing hydrochloric acid based descalers
- Safe on carbon steel, aluminum, stainless steel and copper
- Readily biodegradable
- Odorless - making it safer to handle
- Low foaming chemistry for added safety

**4167-08** Eco-Lyme Biodegradable Descaler 1 Gal.  
Larger Sizes Available



# NU CALGON CHEMICALS

## ViroBlaster™ + PurTabs

### PORTABLE ELECTROSTATIC MIST SPRAYER



Designed to quickly, easily, and effectively dispense a variety of cleaners, sanitizers, and disinfectants. The electrostatic method helps the product cling to surfaces much more efficiently than a standard sprayer. Use with Nu-Calgon's EPA registered products to properly clean and sanitize classrooms, offices, living spaces, hotel rooms, medical facilities, and more!

- Quickly and easily sanitize your space with the use of EPA sanitizers and disinfectants
- High atomization density spray and strong electrostatic capabilities for maximum coverage
- Adjustable spray nozzle emits formula at a range from 0-150ml per minute
- Includes rechargeable lithium ion battery
- 30 minutes of run time with a full charge
- Static coverage of over 16 feet
- Effective spray distance of over 9 feet
- Heavy duty translucent bottle with ½ gallon capacity



**PurTabs** are multi-purpose, effervescent tablets. A powerful, affordable and versatile disinfecting and sanitizing solution.

- Kills SARS-CoV-2 (COVID-19), H1N1, Norovirus, MRSA, TB, and more!
- Several additional virus and bacteria kill claims
- NSF D2 Certified: Food contact surface sanitizer
- Extremely cost effective at less than \$1.00 per ½ gallon
- Use 2 tablets per gallon of water in the ViroBlaster • 200 tablets per jar

<u>Part No.</u>	<u>Description</u>
<b>4780-0</b>	ViroBlaster™ Electrostatic Sprayer
<b>4780-1</b>	Replacement Lithium Ion Battery
<b>4780-2</b>	Replacement Battery Charger
<b>4299-05</b>	PurTabs Disinfecting Tablets 200/Jar

## AquaCare™ T65

### WATER DEMINERALIZATION CARTRIDGE



- For use with fill water when diluting Nu-Calgon glycols or other hydronic treatment
- Economical and convenient option to pre-blended glycol formulas
- Using high quality water extends life of the glycol in the system
- Demineralized water meets strict water quality requirements by OEMs
- Removes chloride, sulphate and nitrite ions which attack system metals
- Removes scale forming ions that damage components and block heat transfer
- Lowers water conductivity which reduces internal corrosion
- Media changes from blue to beige when resin is spent
- Disposable, billable to the job



**4122-01**



# NU CALGON CHEMICALS

## TRICLEAN 2X

RESTORES EFFICIENCY, METAL SAFE, EASY TO USE

- Easy to use. Simply connect to hose, clean, and rinse
- Restores system efficiency by rapidly emulsifying insulating soils from outdoor coil
- A must-have for any clean and check preventative maintenance program
- Cleans where water alone is ineffective
- Metal safe, biodegradable chemistry
- One bottle cleans up to three 5 ton coils
- No sprayer required - eliminating sprayer prep time and cost of sprayer maintenance



**4372-24**



## EVAP POW'R-C

A revolutionary "no rinse" product formulated specifically for indoor cleaning of evaporator coils. It is metal safe and will not harm the metal of evaporator coils. Cleans and emulsifies even the most stubborn soils and deposits. Evap Pow'r-C is highly concentrated. Use ratio 3 parts water to 1 part Evap Pow'r-C.



**4168-08**

## Cal-Green

Clean the condenser unit with an all natural environmentally friendly coil cleaner. This non-foaming, non-toxic cleaner is outstanding for removing dirt and grime which hinders heat transfer. By cleaning the fins with Cal-Green you restore the unit's efficiency while being environmentally responsible. This biodegradable product is free and clear of dyes, fragrances, and masking agents.



**4190-08** 1 gal.



## Evap-Green

Outstanding cleaning ability will quickly remove the dust, dirt and debris that is typically found on evaporator coils. During the cleaning process, dirt, oils and greases are emulsified and are quickly removed from the coil restoring the unit's efficiency. Biodegradable product and does not contain dyes, fragrances, or masking agents.



**4191-08** 1 gal.

## Alka-Brite® Plus

The newest generation of "brown" coil cleaners. It contains NO ACID, but brightens, foams and cleans just as well or better than acid-based products! Alka-Brite is a non-acid, alkaline-based product for brightening and cleaning air cooled condensers. It contains the best available detergents and surfactants to quickly penetrate and remove greasy soils and oxidation...its foaming helps lift greasy soils out of the coil, leaving equipment clean and bright.

**4120-08** 1 gal.



CHEMICALS

# NU CALGON CHEMICALS

## Nu-Brite®



From the makers of the first coil cleaner...CalClean, and the first non-acid foaming, brightening coil cleaner...Alka-Brite...now comes the most revolutionary coil cleaner...Nu-Brite, the ACID ALTERNATIVE. A non-acid, alkaline-based product for cleaning and brightening air cooled condensers. It is formulated with the best available foaming detergents and chelants to quickly penetrate and dissolve greasy dirt and grime and foam it right out of the coil. The safer alternative.

Part No.	Size
4291-08	1 gal.
4291-18	18 oz.
4291-05	2½ gal.

## CalClean®



A formulation of liquid detergents which contain a perfect balance of surfactants, grease solvents, alkaline cleaners, corrosion inhibitors and water conditioners. Use CalClean for fast and thorough cleaning of evaporator coils, heating coils, window units, air-cooled condensers and permanent air filters.



Part No.	Size
4135-08	1 gal.
4135-06	2½ gal.

## Special HD CalClean®



An extra-strong liquid detergent containing surface-active agents, grease solvents, alkaline cleaners, corrosion inhibitors and water conditioners specifically designed for cleaning electronic air filters. Electronic air filters soon become coated with tobacco tars and other deposits that are very difficult to remove with ordinary detergents. Use HD CalClean to rapidly clean dirt, grease, dust and tars from electronic concentrations.



Part No.	Size
4143-08	1 gal.
4143-06	2½ gal.

## Tri-Pow'r® HD

HEAVY DUTY ALKALINE DEGREASER, DETERGENT AND DEODORIZER

- For cleaning air-cooled condensers/evaporators, permanent filters, fan blades and more!
- Detergent-Degreaser-Deodorizer
- Ideal for microchannel
- Suitable for any coil design
- Rapid emulsification of grease and grime
- Metal safe - can be used for evaporator no-rinse applications per instructions where ample condensate will self rinse coil



Part No.	Size
4371-75	19 oz. Aerosol
4371-88	1 Gallon



## Nu-Blast Condenser Coil Cleaner

A "no rinse required" condenser coil cleaner in a convenient aerosol package. Pleasant odor, non-flammable and non-conductive. No rinse required...cleaning solvent evaporates completely.

4290-75 18 oz Can

# NU CALGON CHEMICALS

## GREEN CLEAN® Coil Cleaner

ALL PURPOSE CLEANER FOR COILS AND OTHER SURFACES

- Powerful environmentally friendly formula for all purpose cleaning
- Ready-to-use spray bottle or concentrate version
- Approved by the EPA Safer Choice Program
- Safe and non-flammable
- Pleasantly scented
- Green Clean is biodegradable
- Use it everywhere!



Part No.	Size
4186-24	1 Quart Spray
4186-08	1 gal.

## AEROSOL EVAP-FRESH

The first cleaner and disinfectant product for evaporator coils in the HVAC/R industry. A ready-to-use, non-abrasive, one-step cleaner and disinfectant for evaporator coils in small air conditioners, commercial air handling equipment, HVAC cooling coils and refrigeration equipment. **4166-75** 18 oz. Can



## EVAP FOAM®

A foaming, no-rinse cleaner for cooling coils. Evap Foam "no-rinse" is a high performance, heavy duty detergent, specifically formulated and packaged into a convenient 18 ounce aerosol can. It is made with special surfactants and alkaline cleaner that have been developed into a foaming, no-rinse product. **4171-75** 18 oz Can



## Blackhawk®

An expanding foam coil cleaner. Formulated to deeply penetrate the coil, it liquifies to quickly remove grease, grime, or oily soils from deep within the coil. It is safe and problem-free for cleaning evaporator or condenser coils in an occupied building; produces no objectional fumes. It is particularly effective on coils on refrigerators, coolers, and freezers located in restaurants and other commercial establishments. NSF registered. **4127-75** 18 oz Can



## DEGREASING SOLVENT EF

A new degreasing solvent, one that is "environmentally friendly" in that it is ozone-safe. It is a volatile solvent that provides effective degreasing & cleaning as well as controlled drying with absolutely no residue. It has a dielectric strength in excess of 26,000 volts. **4083-75** 17 oz. Can



## Penetrate HD®

Frees stuck fan blades, blower shafts, pulleys, rusted nuts and bolts - any frozen, rusted, or seized metal part! New low surface tension formula penetrates into the smallest spaces and breaks and dissolves the bonds of rust and corrosion. Lubricates and protects metals with a dielectric strength to 40,000 volts (Low VOC formula for California - 31,000 volts). **61105** 12 oz. Can



CHEMICALS

# NU CALGON CHEMICALS



## QUICK SEAL PIPE REPAIR

A knitted fiberglass tape that is impregnated with polyurethane resin. Developed for quick, in-the-field repair of leaks. Can be used on both hot or cold water as well as refrigerant applications, and it bonds to all types of pipes. A fast, durable and cost-effective repair product. Unaffected by harsh chemicals and applicable even under water. Classified as safe for potable water by UL in accordance with ANSI/NSF Standard 61.

<u>Part No.</u>	<u>Size</u>
<b>4299-10</b>	<b>2" x 3'</b>
<b>4299-11</b>	<b>4" x 12'</b>



## CALCI-SOLVE

Remove scale from lines and clear clogged drains easily, effectively and economically. Unique acid-formulation includes a special inhibitor that coats the inside of pipes with a protective film allowing the acid in Calci-Solve to quickly dissolve calcium, magnesium, sodium, lime, rust and other such elements without harming pipes.

<u>Part No.</u>	<u>Size</u>
<b>4134-24</b>	<b>1 Quart</b>
<b>4134-08</b>	<b>1 Gallon</b>



## DRAIN-SOLVE

An alkaline-based drain opener which removes grease, hair, vegetable & other organic materials. Non-fuming (no rotten egg odor). No violent eruptions. Pours through standing water. Does not attack porcelain tubs, sinks, etc. Generates heat when added to water.

<u>Part No.</u>	<u>Size</u>
<b>4165-24</b>	<b>1 Quart</b>
<b>4165-08</b>	<b>1 Gallon</b>



## pH-Treat

Specific for the treatment of the condensate water produced by today's high efficiency furnaces. The condensate produced by these furnaces is acidic and must be neutralized prior being put into the drain. • 2.5" X 12" cartridge housing with 3/8" FPT connections

- Designed for gravity feed
- Product life about 1 year
- Temperature range 40°F to 100°F
- Pressure range 20-125 psi

**4720-06**



**4190-02**

## Humidi-TREAT HUMIDIFIER TREATMENT KEEP HUMIDIFIERS CLEAN & SCALE-FREE

Designed for humidifiers using up to 25 gallons per day, and will inhibit scale for one season. Install on the water line that supplies water directly to the humidifier. For best results humidifier should have a daily dump of water from the sump to diminish scale forming minerals.

## Vital-Flo Tankless Water Heater Descaler Kit

Developed for descaling tankless water heaters. Everything needed for descaling is included: pump, two flushing hoses, bottle of Vital-Flo Descaler and a container, complete with a lid and pop-out plug.

**4387-01**





# NU CALGON CHEMICALS

## R11-flush Starter Kit

- Flush systems after burn-outs
- Flush line sets in preparation for retrofitting to new refrigerants
- Flush systems before new component installation
- Everything the first time user needs for flushing
- Enough to flush line sets on two 5 ton systems

Part No.	Size
4300-08	Kit - 1 lb. can, hose, gun, valve
4300-09	1 lb. can - Flushes 3-4 tons
4300-11	2 lb. can - Flushes 5-7 tons



## Rx11-flush Liquid

A new and improved chemistry that is the next generation in flushing technology. It remains a constant boiling solvent and is now stronger, faster acting and dissolves more oil, moisture and contaminants than any other flush. It is ideal for line sets, burnouts and other flushing requirements. Includes a 19.5 fl. ounce unpressurized can as well as in a Starter Kit, which consists of Rx11-flush Liquid, Rx11-flush Liquid Tank, Rx11-flush 24" Hose, and Rx11-flush Gun.

Part No.	Size
4300-38	Kit
4300-30	19.5 oz. Refill



CHEMICALS



## THERMO-TRAP Heat Absorbing Gel

Solder, Braze or Weld Without Damaging Nearby Sensitive Controls, Gaskets, Fittings or Other Equipment.

- Adheres to all surfaces
- Will not stain work surfaces
- 100% Biodegradable
- Will not melt or run
- Harmless to skin and clothing
- Cleans up easily
- Odorless

Thermo-Trap Gel is a heat sink that has an extremely high capacity for absorbing heat.

Applied to the metal working surface between the area to be heated and the material to be protected.

**4371-32** 32 fl. oz. Spray Bottle

## ELECTRICAL CONTACT CLEANER

Cleans, lubricates, and protects electrical contacts. Instant solvent and cleaning action quickly removes greases, dust, and oxidation. Cleans and penetrates surface pores, protects against corrosion. Contains no fluorocarbons (CFC's).

**4082-03**



## PAN SPRAY

Quick & easy-to-use product for sealing all kinds of leaks. Condensate pan cooling tower, swamp cooler, plumbing and pipe fixtures, roofing, flashing, downspout or gutter.



4296-50	White	16 oz. Can
4296-51	Black	16 oz. Can

Some brands not available at all locations

© 1971-2024 w.d. armstrong corp.

# SPRAYERS & ODOR REMOVAL

## SPRAY TOWERS

- Translucent white poly tank with funnel top, threaded outlet and safety lock
- 18" poly extension rod with fan tip nozzle
- 42" chemical resistant hose
- Nitride barrel gaskets and check valve
- Poly shut-off with viton gaskets
- Heavy Duty • Poly Wand
- Economical • Acid Resistant



Size	Part No.
1 gallon	20010
2 gallon	20020



## THE "TOMMY-GUN"



Compressed air sprayer made from high pressure impact polyethylene. Equipped with an adjustable nozzle, can be used with all types of acid, cleaners, or weed and bug killer.

**TG007 2 qt**  
**Replacement Nozzle & Spindle**  
**TGSA**

## PORTABLE RINSING SPRAYER

- Use w/ clean water to rinse coil cleaner
- Optimal 130 psi water pressure
- Removable 4.5 gallon water tank
- High capacity rechargeable battery,
- Includes eight inch 90° spray wand

**4778-0**



**TURBO TANK/COIL GUN**  
**CONNECTOR**  
**4778-26**




- 90° direction of spray
- Provides easy access for inside out cleaning of coil

## COIL GUN

A "Hose End" sprayer that features 4 different mix ratio settings designed for coil cleaner & a quick disconnect capability. Utilizes a 2 quart capacity bottle and includes a foam wand.

**4774-0**



**PROBE**  
**For Use With**  
**COIL GUN**

**4774-1**



## DISINFECT PRO

### Aerosol Disinfectant & Deodorizer

An EPA registered hospital grade disinfectant, deodorizer, and antimicrobial agent designed specifically to eradicate a wide variety of bacteria, viruses and other microorganisms. For HVAC applications, it is ideal for controlling mold and mildew that grow on and around evaporator coils and in ductwork.

**DIPA-1 16.5 oz**



## KLEEN-AIR

### Odor Absorber

- Simply open the spout to absorb and remove all kinds of odors
- One 8 ounce bottle works for 1 year in a 9' x 12' room

**KA12 8 oz.**



# EPOXIES & ADHESIVES



## Gorilla Glue

was first discovered being used in Indonesia on hard-to-glue teak furniture, and found its way to Scandinavia where it was popular for boat-building due to its remarkable ability to withstand water and pressure.



**50002**  
2 oz. Original



**45001**  
2 oz. Clear



**52012**  
2 oz. White



**79001**  
Super Glue Liquid  
Individual



**78200**  
Super Glue Gel  
2 Pack

CHEMICALS

**A+B® EPOXY PUTTY** is an epoxy compound with an easy 1:1 “cut-what-you-need” mix ratio. It is recommended for use in repairing, bonding, sealing or filling. A+B® EPOXY PUTTY will cure under water. It will not shrink or sag. Just mix equal amounts of Parts A and B and use. Machinability of A+B® EPOXY PUTTY is excellent. It can be sanded, drilled, tapped, screwed, stained, painted, sawed and carved. If a more rapid cure is desired, heating gently with a torch or hot air gun will shorten the set up time appreciably.

Part No.	Color
<b>9904</b>	White
<b>9906</b>	Gray



## APOXI REPAIR KIT


For repairing aluminum evaporators

- Kit contains 2 tubes of APOXI, vial of methyl ethyl ketone, mixing sticks and emery cloth.
- Cures in 12 hours
- Tested at 1500 PSIG with R12, R22 and R502.

**HS12001** (APOXI)

### Applications

- Repairs leaks in aluminum evaporators
  - Repairs leaks in copper to aluminum joints and other metals
  - Eliminates electrolytic action between dissimilar metals
- Replaces: EP538



## SPRAY ADHESIVE

- 11 oz. aerosol can
- Fast drying, all purpose, water-resistant

**4080-04**



## SPRAY & BOND

- Formulated specifically for insulation & duct liner applications
  - Wide web spray
  - Temporary or permanent bonds
  - Fast track - Quick adhesion
  - Waterproof & non-staining
  - Non-chlorinated & non-ozone depleting
- VOC compliant
- 4369-75**



# SEALANTS

## LA-CO HEAT SEAL STIK



Seals leaks almost instantly in refrigerator evaporator and tubing. Creates a one component seal. Nothing to prepare or mix. Simply heat part to 400°, apply Seal Stik, and the job is done. Works on all metals.

**11575** (95430 HS1)


## INDUSTRIAL SEALANT (Red)



Oil & water resistant.  
5 oz. Tube

**800**

## INDUSTRIAL ADHESIVE (Brown)



Rubber to rubber installations.  
5 oz. Tube

**847**

## RUBBER ADHESIVE (Hi-Temp Yellow)



Rubber to metal installations.  
5 oz. Tube

**1300**

## LEAK-LOCK

Pipe joint compound used on all piping metal or plastic to seal refrigerants, all petroleum products, natural or manufactured gas, air, steam, water and most chemicals.



**HS10001**

## T-O-T PIPE JOINT COMPOUND

No-drip pipe joint compound. Siliconized for speed spreading. For water, steam, air, natural gas. Non-toxic. Available in flat top and brush-in-cap cans. **Do not use on oxygen systems. Use Slic-Tite Teflon tape.** 1/2 lb.



**12219** (TOT)

## THREAD SEAL TAPE



Teflon tape stops leaks on metal and plastic pipes. Temperature range -400° + 600° Yellow is 40% heavier than White.

Part No.	Color	Size
50011	White	1/2 in. x 260 in.
50013	White	1/2 in. x 520 in.
50033	Yellow (Gas)	1/2 in. x 260 in.

## EXPANDING FOAM

- Reduces energy costs, keeps in A/C and heat for year-round comfort.
- Closes off pathways where bugs, insects, and other pests can enter.

**0909** - 12 oz. can minimal expansion



## FOAM FIRE STOP

This is a one part multi-purpose filler for holes, joints and cracks. Excellent for sealing and caulking during equipment installation and construction. It is tack-free in 5 minutes, and fully cured within 24 hours. Expands to three times its exit size. Fill only 35% of the cavity to be filled. Meets ASTM E84/UL 723. Type V Residential Fireblock.



**P30033**



# BRUSHES

## CONDENSER CLEANING BRUSH



Long flexible handle. Soft bristles tapered to fit those hard to reach coils. Brush is 32" long with wood handle.

**01390**

## PROCLEAN® APPLIANCE CLEANING BRUSH



Ideal for cleaning around household appliances & inside the dryer's lint trap. Comfortable wooden handle, overall length of 28" with 12" x 2" tapered nylon bristles. **PCABX**

## PARTS CLEANING BRUSHES



10 inches long overall, bristles are 5 inches wide & 13/16" long in 4 rows.

**70570**



Polypropylene bristles withstand degreasers & solvents for the toughest cleaning needs.

**70510**

SERVICE  
ACCESSORIES  
FILTERS &  
TOOLS

## FITTING BRUSHES


Standard Plastic Handle Refrigeration



*Make Hard Jobs Easy And Fittings  
More Secure*

Part No.	O.D.	I.D.	Brush Dia.
94000	1/4"	1/8"	9/32"
94010	3/8"	1/4"	1-1/32"
94020	1/2"	3/8"	1-7/32"
94030	5/8"	1/2"	1-1/16"
94040	3/4"	5/8"	1-3/16"

## COPPER TUBE CLEANING



Cleans the outside of copper tubing fast & efficiently.



Insert copper tube into brush and turn.

Part No.	O.D.	I.D.
62005	1/4"	1/8"
62020	3/8"	1/4"
62035	1/2"	3/8"
62050	5/8"	1/2"
62065	3/4"	5/8"
62080	7/8"	3/4"
62095	1"	7/8"

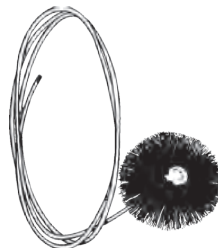
## 73610



A handy brush designed for cleaning static condensers. Measures 3 1/2" wide and 3/8" thick

## 4" DRYER VENT CLEANING

Part No.	Description	Flexible Rod
84373	4" Vent brush	
84374	4" Vent brush	8'
84375	4" Vent brush	12'
65008	T-handle	
37420	4" Vent Brush	20'



## GAS GRILL BRUSH



**73842**

Hardwood handle with stainless steel wire for that fast clean-up job.

*for cleaning golf clubs too!*

# MISCELLANEOUS TAPES

## Scotch® SUPER 33 PLUS VINYL PLASTIC ELECTRICAL TAPE

Stickier, stretchier and highly conformable, a premium grade, 7-mil tape. Flame retardant, hot and cold weather resistant, Super 33+ resists UV rays, abrasion, moisture, alkalis, acids and corrosion. Use as a primary insulation for wire cables splices up to 600V, and for fixture and wire splices up to 1kV.

**33** 3/4" X 66'



## Electrical Tape - General Purpose UL Listed

Electrical Flame retardant, soft PVC film. UL listed, glossy finish.

**M801** (330WT EV57) 3/4" X 60'

## Electrical Tape All-Weather All-Temperature UL/CSA Listed

Suited for cold weather applications. Resistant to oil, water, chemicals and solvents. In plastic canister. 85 mil vinyl, Black **M85** (EV57) 3/4" X 66'



## CORK INSULATION TAPE

40% cork insulation tape for hot pipes to 165°F and eliminates cold pipe dripping. Sticks to any dry surface. **4217-W3** (MACT1)



## FOAM INSULATION TAPE

Unicellular insulation tape with A K Factor of 0.26 at 75°F. Water vapor transmission rate of 0.7 perm. 1/8 in. thick X 2 in. wide X 30 ft. long.

**4218-W3** (MAFT1)



## CAULKING CHORDS

White, non-staining gum that meets almost every sealing need. It can be hand molded into any shape desired. It never hardens or cracks and can be painted. 3/8" x 25" 12 per case

**E10000026**



## PIPE-DRI

Provides moisture barrier on cold pipes - 18 oz. aerosol can

**4297-75**

## PACKAGING TAPE

Polypropylene film; aggressive, synthetic rubber / resin hot melt adhesive.

Primary use: carton sealing applications

**Part No.** **Color** **Width/Length**  
**50081** (HP100) Clear 2" X 55 yds



# DUCT & FOIL TAPES

SERVICE  
ACCESSORIES  
FILTERS &  
TOOLS



## Utility Coated Cloth Silver

A polycoated cloth tape with a high tack & natural rubber adhesive. General purpose uses include packaging, vinyl repair, patching and seaming. Poly wrapped with label. Made in USA.

**M300** (890 PC595) 2" X 60 yards



## General Purpose Coated Cloth Silver

A polycoated polyester/cotton tape with a high tack, natural rubber based adhesive. Provides excellent seal for thermal insulation and metal duct systems. High conformability and easy unwind make especially useful for tight spots. Made in USA.

**M450** (891 PC600) 2" X 60 yards

## Professional Coated Cloth Silver

An industrial grade polycoated cloth tape with high bonding strength. Designed for moisture free seals on both indoor/outdoor HVAC duct. Suitable for many other applications: packaging, bundling, wrapping insulation pipes, carpet tape and other industrial purpose applications. Made in USA.

**M600** (892 PC609) 2" X 60 yards



## Professional - Colors Coated Cloth

Colors: Black & White. Made in the USA

**M600C-BLK** (PC609-BLK) 2" X 60 yards Black

**M600C-WHT** (PC618) 2" X 60 yards White

## Aluminum Foil TAPE • High-strength 2-mil aluminum foil

Coated with a special cold weather acrylic adhesive. Designed to combine superior, quick stick at normal temperatures, offers superior low temperature performance at freezing (32F or 0C). The ultimate in cold weather tapes. Recommended for use in high temperature applications too. Primary use: Improved vapor sealing of fiberglass ductboard, ductwrap and FSK system.



**M974** (290 AF973) 2" X 50 yards

**M974-3** (290-3 AF973-3) 3" X 50 yards



## ASJ - All Service Jacket Tape

White Kraft/Scrim/Foil lamination with 4 x 4/sq. in. tridirectional scrim reinforcement. Special cold weather acrylic adhesive system combines superior quick stick at normal temperatures with a superior low temperature performance down to -25F (-32C). Excellent at normal and high temperatures as well. Primary use: Closure system and vapor seal on All Service Jacket faced duct and piping systems.

**M975** (AF990) 2" x 50 yards

## UL APPROVED FOIL DUCT TAPE

**M181B-FX** Printed Duct Closure Tape  
(DC181) 2" x 120 yards



## UL APPROVED ALUMINUM FOIL DUCT TAPE

**M181A-P** Aluminum Foil Duct Tape  
(AF100) 2" X 60 yards



# NUT DRIVERS & WRENCHES

## MAGNETIC NUT DRIVERS

Similar to standard nut drivers but with powerful nut-holding magnet built into shank.



Part No.	Handle Color	Size	Shaft Length	Overall Length
<b>S8M</b>	Red	1/4"	3"	6 <sup>5</sup> / <sub>8</sub> "
<b>S10M</b>	Amber	5/16"	3"	6 <sup>5</sup> / <sub>8</sub> "
<b>S86M</b>	Red	1/4"	6"	9 <sup>5</sup> / <sub>8</sub> "
<b>S106M</b>	Amber	5/16"	6"	9 <sup>5</sup> / <sub>8</sub> "
<b>S1018M</b>	Amber	5/16"	18"	21 <sup>5</sup> / <sub>8</sub> "

## MAGNETIC TIP NUT DRIVER SET

### 1-1/2" HOLLOW SHANKS

Handle end is color coded for easy identification.

Red - 1/4"

Amber - 5/16"

**610M**



## STUBBY 1-5/8 INCH SHAFT NUT DRIVERS

### Part No. Size Overall Length

<b>SS8</b>	1/4"	3 <sup>3</sup> / <sub>4</sub> "
<b>SS10</b>	5/16"	3 <sup>3</sup> / <sub>4</sub> "
<b>SS12</b>	3/8"	3 <sup>3</sup> / <sub>4</sub> "



# KLEIN

## HOLLOW SHAFT NUT DRIVER

### 6" SHAFT

#### Part No. Size Handle Color

<b>S66</b>	3/16"	Black
<b>S86</b>	1/4"	Red
<b>S106</b>	5/16"	Amber
<b>S116</b>	11/32"	Green
<b>S126</b>	3/8"	Blue
<b>S146</b>	7/16"	Brown
<b>S166</b>	1/2"	Red



### 3" SHAFT

#### Part No. Size Handle Color

<b>S6</b>	3/16"	Black
<b>S8</b>	1/4"	Red
<b>S10</b>	5/16"	Amber
<b>S11</b>	11/32"	Green
<b>S12</b>	3/8"	Blue
<b>S14</b>	7/16"	Brown
<b>S16</b>	1/2"	Red

## RATCHET WRENCH



Chromium plated hardened steel. Reversible. Ideal for refrigeration service work.

Four (4) square openings 1/4 - 3/8 - 3/16 - 5/16".

**68310 (70082)**

## AIR CONDITIONER WRENCH



A special ratcheting wrench designed for servicing auto air conditioner units. Four size openings, 3/16", 1/4" square & 1/2", 9/16" hex.

**68309 Wrench (60614)**

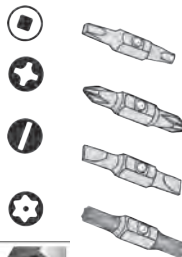
## 11 IN 1 SCREWDRIVER WITH BLACK/RED RUBBER GRIP HANDLE

Square — S1 & S2

Phillips — #1 & #2

Slotted — 1/4" & 3/16"

Safety Torx — T15 & T20

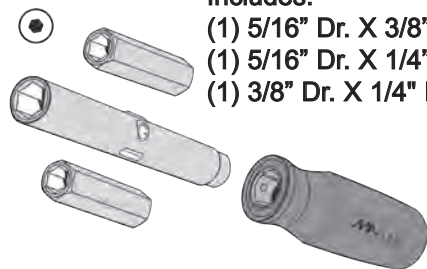


Includes:

(1) 5/16" Dr. X 3/8" Dr.

(1) 5/16" Dr. X 1/4" Dr.

(1) 3/8" Dr. X 1/4" Dr.



**MA-11-1SD**



# MA-LINE




# TOOL KITS

## 16 PIECE HEX MAGNETIC NUT DRIVER KIT

- 1 Quick Change Adapter
- 9 Hex Magnetic Chucks  
1/4" x 1 3/4", 1/4" x 2 9/16", 1/4" x 4", 1/4" x 6", 5/16" x 1 3/4,  
5/16" x 2 9/16", 5/16" x 4", 5/16" x 6", 3/8" x 1 3/4"
- 6 Screwdriver Bits  
Slotted 1/4" Hex Insert 2" Lg. - 3/16", 7/32 & 9/32  
Phillips 1/4" Hex Insert 2" Lg. - 0PT, 1PT & 2PT

**MA-LINE**



**MA-NDK16**

## REVERSIBLE RATCHET WRENCH WITH BIT KIT



- 5 1/2" L SQ Opening:  
Top End 1/4" & 3/16" Bottom End 5/16" & 3/8"  
(1) Straight Wrench (1) Offset Wrench
- 6 3/4" L  
Hex Opening 1/2" & 9/16" SQ Opening 1/4" & 3/16"  
(1) Straight Wrench
- Adapter: 2 1/4" L 1/4" SQ X 3/16" Hex
- Adapter: 2 1/4" L 1/4" SQ X 5/16" Hex

**MA-LINE**

**MA-RRWBK**

SERVICE  
ACCESSORIES  
FILTERS &  
TOOLS

## 37PC. 1/4" SOCKET AND BIT SET

- (1) 72 Teeth Ratchet Handle
- (1) Touch Quick Release Bit Holder
- (1) Tension Bar
- (1) PC Adapter
- (1) PC 1/4 X 1/4 Bit Adaptor

**MA-TBS37 US STANDARD SIZE**

(23) PCS 1" Bit w/ Color Codes:

Phillips: 1-2-2-3 Red

Pozi Driver: 1-2-2-3 Green

Slotted: 4-5.5-6.5 Blue

Hex: 2.5-3-4-5-6 Yellow

Safety Torx: 10-15-20-25-27-30-40 Purple

(9) PCS 1/4" DR Socket:

3/16", 7-32", 1/4", 9/32", 5/16", 11/32", 3/8", 7/16", 1/2"

**MA-TBS37-MET METRIC SIZE**

(23) PCS 25mm Bit w/ Color Codes:

Phillips: 1-2-2-3 Red

Pozi Driver: 1-2-2-3 Green

Slotted: 4-5.5-6.5 Blue

Hex: 2.5-3-4-5-6 Yellow

Safety Torx: 10-15-20-25-27-30-40 Purple

(9) PCS 1/4" DR Socket:

4mm, 5mm, 6mm, 7mm, 8mm, 10mm, 11mm,  
12mm, and 13mm

**MA-LINE**



This unique socket and bit set has everything you need in one little case. It folds up to a small rectangle tool box for easy storage. Also has two holes to hang on the wall

**STRAIGHT JAW**



<u>Part No.</u>	<u>Jaw</u>
<b>ORIGINAL</b>	
<b>102L3</b> (10R)	10"
<b>302L3</b> (7R)	7"
<b>FAST RELEASE</b>	
<b>1T</b> (10R)	10"
<b>3T</b> (7R)	7"



**CURVED JAW  
with/WIRE CUTTERS**



<u>Part No.</u>	<u>Jaw</u>
<b>ORIGINAL</b>	
<b>502L3</b> (10WR)	10"
<b>902L3</b> (5WR)	5"
<b>FAST RELEASE</b>	
<b>5T</b> (10WR)	10"



**LONG NOSE**



<u>Part No.</u>	<u>Jaw</u>
<b>ORIGINAL</b>	
<b>1502L3</b> (9LN)	9"
<b>1402L3</b> (6LN)	6"
<b>FAST RELEASE</b>	
<b>15T</b> (9LN)	9"
<b>14T</b> (6LN)	6"



**LINEMAN'S PLIER**



<u>Part No.</u>	<u>Size</u>
<b>2078208</b> (LP9)	9½"

**LONG NOSE PLIERS**



<u>Part No.</u>	<u>Size</u>
<b>2078216</b> (LN6)	6"
<b>2078218</b> (LN8)	8"

**DIAGONAL CUTTING  
PLIERS**



<u>Part No.</u>	<u>Size</u>
<b>2078306</b> (DIA6)	6"
<b>2078308</b> (DIA8)	8"

**LOCKING C-CLAMP**



<u>Part No.</u>	<u>Jaw</u>
<b>w/SWIVEL TIPS</b>	
<b>20</b>	(11SP) 11"
<b>FAST RELEASE</b>	
<b>Regular (Solid) Tips</b>	
<b>19T</b>	(11R) 11"



**GROOVE JOINT PLIERS**

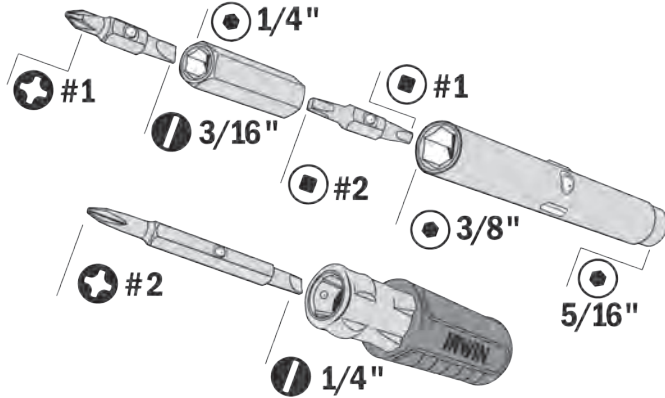


<u>Part No.</u>	<u>Size</u>	<u>Jaw</u>
<b>4935320</b> (GJR8)	8"	1¼"
<b>4935321</b> (GJR10)	10"	2"
<b>4935322</b> (GJR12)	12"	2¼"

**ProTouch™**

**9-in-1 Multi-Tool  
2051100**

- 9 bits & nut setters
- Internal storage
- Ergonomic ProTouch™ grip



SERVICE  
ACCESSORIES  
FILTERS &  
TOOLS



**V-JAW GROOVELOCK PLIERS**

Part No.	Jaw Size	Jaw Capacity	Positions
2078108 (GV8)	8"	1 3/4"	13
2078112 (GV12)	12"	2 3/4"	19

**ADJUSTABLE WRENCH**

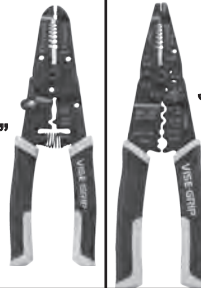


Part No.	Ref.	Size	Jaw
2078606	AW6	6"	15/16"
2078608	AW8	8"	1 1/8"
2078610	AW10	10"	1 1/4"
2078612	AW12	12"	1 1/2"

**CRIMPER CUTTER**

Multi-Tool  
**2078309**  
(CM8)

Jaw Length 1-3/16"  
Jaw Width 1 1/4"  
Wire Gauge  
10 - 22 AWG



**2078317**  
(CM7)

Jaw Length 1-11/16"  
Jaw Width 1 1/4"  
Wire Gauge  
10 - 20 AWG

**PIPE WRENCHES**



**ALUMINUM**

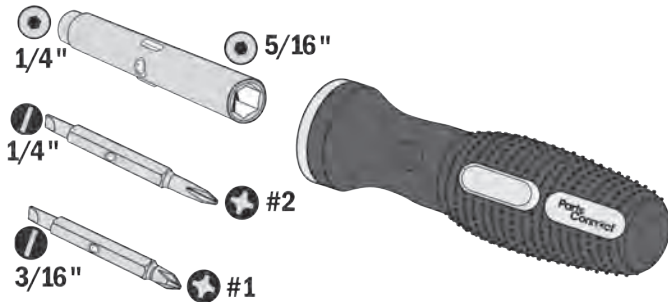
Part No.	Size	Pipe
2074110	10"	1 1/2"
2074112	12"	2"
2074118	18"	2 1/2"
2074124	24"	3"

**CAST IRON**



Part No.	Size	Pipe
274105	8"	1"
274101	10"	1 1/2"
274102	14"	2"
274103	18"	2 1/2"
274104	24"	3"

**6-in-1 SCREWDRIVER  
with Improved Durability**



Parts  
Connect®



Part No.	Description
PC9358	6-in-1 Screwdriver
PC9358-12	Display Box of 12

**BIT SETS ARE AVAILABLE  
PLEASE CALL FOR DETAILS**



**FRACTIONAL NUTSETTERS  
Magnetic**

Part No.	Size	Length
3051001	1/8"	4"
3051004	1/4"	6"
3051002	5/16"	4"
3051008	5/16"	12"
3051003	3/8"	4"
3051009	3/8"	12"

**TORX Insert Bits**



Part No.	Size	Length
93306	T6	2"
3523181C	T10	2"
3523211C	T15	2"
3523241C	T20	2"
3523271C	T25	2"
3523301C	T27	2"
3523331C	T30	2"



**ROTARY PERCUSSION  
Drill Bit**

Part No.	Size	Length
326000	1/8"	3"
326001	5/32"	6"
326002	3/16"	3 1/2"
326005	1/4"	4"
326008	5/16"	4 3/4"
326011	3/8"	6"
326014	7/16"	6"
326015	1/2"	6"



**TITANIUM NITRIDE COATED  
Jobber Length Drill Bit**

Part No.	Size	Length
63904	1/8"	1 7/8"
63908	5/32"	2 3/4"
63912	3/16"	3 1/2"
63916	1/4"	4"
63920	5/16"	4 1/2"
63924	3/8"	5"
63928	7/16"	5 1/2"
63932	1/2"	6"



# LENOX HOLE SAWS & KITS

## STANDARD BI METAL HOLE SAWS

Part No	Dia.	Arbor(s)
30014-14L	7/8"	1L, 4L or 5L
30018-18L	1 1/8"	1L, 4L or 5L
30022-22L	1 3/8"	2L, 3L or 6L
30028-28L	1 3/4"	2L, 3L, 6L or 7L
30036-36L	2 1/4"	2L, 3L, 6L or 7L
30042-42L	2 5/8"	2L, 3L, 6L or 7L
30052-52L	3 1/4"	2L, 3L, 6L or 7L
30060-60L	3 3/4"	2L, 3L, 6L or 7L
30068-68L	4 1/4"	2L, 3L, 6L or 7L
30076-76L	4 3/4"	2L, 3L, 6L or 7L
30080-80L	5"	2L, 3L, 6L or 7L
30096-96L	6"	2L, 3L, 6L or 7L

## CARBIDE TIPPED HOLE SAWS

for Dryer Vents & Bathroom Exhausts

Easily cuts through stucco, fiberglass, cast iron, cement board, hardened metal & stainless steel

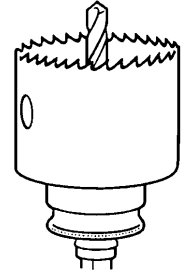
30268-68CT 4 1/4" 2L, or 7L

OTHER SIZES  
ARE AVAILABLE

## ARBORS

Part No.	Blades
30001-1L	9L to 19L
30002-2L	20L to 96L
30003-3L	20L to 96L
30004-4L	9L to 19L
30005-5L	9L to 19L
30006-6L	20L to 96L
30007-7L	25L to 96L

7L arbor is designed with sliding pins to easily eject plugs from hole saws



## ARBOR EXTENSIONS

Part No.	Length
30846-55X	5 1/2"
30847-12X	12"

## PILOT BITS

Part No.	Fits Arbor
30850-4321	1L, 2L, 4L, 7L
30851-56PD	5L & 6L

SERVICE  
ACCESSORIES  
FILTERS & TOOLS

## HOLE SAW KITS

### 9 PIECE REFRIGERATION KIT

5/8", 7/8", 1 1/8", 1 3/8", 1 5/8", 2 1/8".

Arbors: 5L, 6L. One 56PD pilot drill.

**30830-600R**

### MASTER-GRIT™ 11 PIECE GENERAL PURPOSE KIT

Carbide grit edge 7/8", 1", 1 1/4", 1 3/8", 1 1/2", 1 3/4", 2 1/8".

Arbors: 1L, 2L. One arbor adaptor.

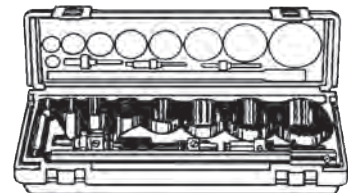
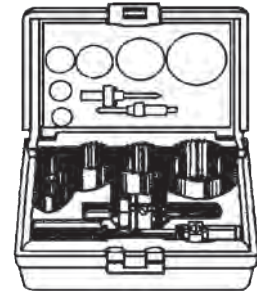
**29985-700CGK**

### 17 PIECE GENERAL PURPOSE KIT

5/8", 3/4", 7/8", 1", 1 1/8", 1 1/4", 1 3/8", 1 1/2", 1 3/4", 2", 2 1/2", 3".

Arbors: 1L, 2L. Three 4321 Pilot drills

**30820-1200G**



# LENOX SAW BLADES & HACKSAWS

## BI METAL RECIP BLADES




TPI	L	Width	Thick	5 Pack	25 Pack
6	6"	3/4"	.050"	20572-656R	20530-B656R
6	9"	3/4"	.050"	20582-956R	20558-B956R
6	12"	3/4"	.050"	20585-156R	20495-B156R
10	6"	3/4"	.035"	20562-610R	
10	8"	3/4"	.050"	20580-810R	20590-B810R
10/14	12"	3/4"	.050"	20583-110R	20491-B110R
14	6"	3/4"	.035"	20564-614R	20494-B614R
18	6"	3/4"	.035"	20566-618R	20529-B618R
18	8"	3/4"	.035"	20578-818R	20487-B818R
24	6"	3/4"	.035"	20568-624R	

## BI METAL HACKSAW BLADES

TPI	L	Width	10 Pack
14	12"	1/2"	20143-V214HE
18	12"	1/2"	20144-V218HE
24	12"	1/2"	20145-V224HE
32	12"	1/2"	20146-V232HE

## PVC/ABS PLASTIC PIPE HAND SAW



- Unique pull cutting teeth cut quickly through all plastic & wood
- Rigid carbon blade with hardened teeth for long life
- Comfortable handle with large opening for work gloves

Part No.	Description
20985-HSF12	12" 10TPI Blade w/Handle
20980-HSF18	18" 10TPI Blade w/Handle
20982-HSB12	12" 10TPI Repl. Blade
20981-HSB18	18" 10TPI Repl. Blade

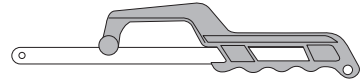
## HACKSAW FRAME



- "I-Beam" construction
- Convert to Jab Saw
- Includes one blade
- 4 1/4" throat depth
- Rubberized Handle
- Stores 5 extra blades
- 12" blade length
- 16" overall length

12132-HT50

## COMPACT HACKSAW



- Heavy duty aluminum handle
- Fits into tight spots, allows for flush cutting applications
- Cuts bolts, wire, tubing & plastic

20975-975

## CLOSE QUARTER® SAW



- Fits into tight spots, allows for cutting overhead or behind walls

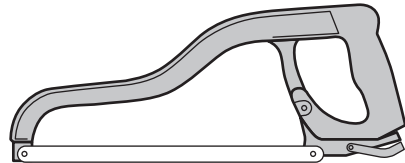
20908-908

## Replacement Blades

- Blades 10 per pack
- 6" x 1/4" x 0.014 x 32 Teeth/inch

20906-906

## LOW PROFILE HACKSAW FRAME



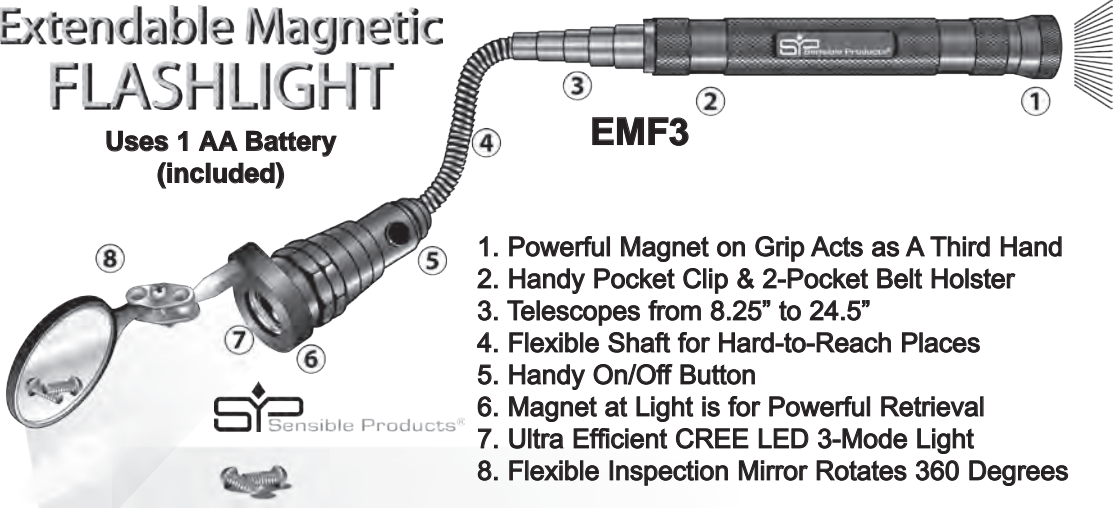
- Fits into tight spots, low profile easily handles close quarter cuts
- Tension up to 28,000 psi

20920-5012

# MISCELLANEOUS TOOLS

## Extendable Magnetic FLASHLIGHT

Uses 1 AA Battery  
(included)



### EMF3

1. Powerful Magnet on Grip Acts as A Third Hand
2. Handy Pocket Clip & 2-Pocket Belt Holster
3. Telescopes from 8.25" to 24.5"
4. Flexible Shaft for Hard-to-Reach Places
5. Handy On/Off Button
6. Magnet at Light is for Powerful Retrieval
7. Ultra Efficient CREE LED 3-Mode Light
8. Flexible Inspection Mirror Rotates 360 Degrees



## PLUMBER'S PAL Basket Strainer Wrench



Fits hex nuts & all 4 tab, 6 tab & 8 tab locking nuts on strainer drains. Square end of the tool is specifically designed for tightening stand up shower drains.

**7416**

## STAINLESS MAGNETIC PARTS TRAY



**MA-MGT1**

Prevents the loss of small parts. Permanent magnetic bottom allows you to hold screws and such in any position.

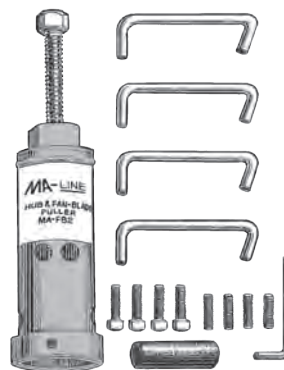
## MAGNETIC PICK-UP TOOL

With Swivel Head, Pick up to 10 lbs.  
Stainless steel shaft, Extends up to  
32" Non-slip cushion grip



**MA-159A**

## HEAVY DUTY HUB PULLER & PUSHER TOOL



**MA-FB2**

Two pullers in one! Pull off fan blades and blower wheels. Made of long-lasting heavy steel construction. Bar top for easy gripping with a wrench. Hardened steel fingers to remove fan blades with unaccessible hubs. Made of hardened steel.

SERVICE  
ACCESSORIES  
FILTERS & TOOLS

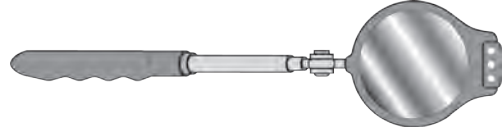
# SERVICER TOOLS

## INSPECTION MIRRORS



**MA-IM24A**

**Rectangular Telescoping Mirror  
w/3 LED Lights**



**MA-IM30A**

**Circular Telescoping  
Mirror w/3 LEDs**



**MA-142A**

**Circular Telescoping Mirror**  
2 1/4" diameter. Extends from 9 1/4" to 14 1/4"



**MA-143A**

**Telescoping Pocket Mirror**  
1 1/4" diameter. Extends from 7" to 19"



**MA-149**

**Rectangular Telescoping Mirror**  
2 1/8" x 3 1/2". Extends from 11" to 15 1/2"

## ULTIMATE TEMPERATURE CLAMP

3 Tools in 1!

1. Accurate Thermometer
2. Digital PT Chart
3. Temperature & Related Pressures for 65 Refrigerants

- Instant Readings!
- Auto Off After 5 Minutes
- Has HOLD Feature in Temp. Mode
- Clamps from 1/4" to 1 1/8" Tube



**UTC-1**

## ULTIMATE CORE TOOL

**UCT-1**



1. Push down on top section to extend locking jaws
2. Clip locking jaws onto valve core ball end
3. Release top section to lock onto valve core
4. Twist to install or remove the valve core

## INDUSTRIAL BACK SUPPORTS

<b>6390B-S</b>	Small	(30"-33")
<b>6390B-M</b>	Medium	(34"-37")
<b>6390B-L</b>	Large	(38"-41")
<b>6390B-XL</b>	Extra Large	(42"-46")









# SERVICER TOOLS

## MA-FRBS8 Folding Ratcheting Screwdriver 8 Piece



Bits are stored in end of handle

- Adjustable Rubber Grip
-  1/4" Quick Release Bit Holder
- 6 Assorted Bits 1" Long
  -  Slotted 1/4" & 3/16"
  -  Phillips #1 & #2
  -  Torx T15 & T20



## MA-MAG1 Magnetizer & Demagnetizer

- Quickly Magnetize or Demagnetize Screwdriver Tips & screw Bits
- Easy to use. No batteries or Electrical required



- Magnetize by sliding through (+) opening
- Demagnetize by sliding through (-) opening

## MA-RS121 12-IN-1 Stubby Ratcheting Screwdriver

-  1/4" Quick Release Bit Holder
-  Phillips #00, #0, #1, #2, #3
-  Slotted #2.5, #3, #5, #7
-  Torx #T8, #T9



SERVICE ACCESSORIES FILTERS & TOOLS

## Low Voltage Test Leads



- MA02991-3**  
24" 18 AWG Lead w/Booted Alligator Clips. Set/2
- MA05031-2**  
24" Set of 10 Wires w/Booted Alligator Clips.  
White, Red, Black, Yellow & Green



## TOOL BAG WITH RUBBER BASE

- Black/Red Tool Bag w/ Rubber Base
- Made of Strong 600D Polyester Material
- Rubber Bottom for Extra Protection
- Includes Shoulder Strap & Handle
- 10 Inside Pockets
- 14 Pockets, 2 Loops Surrounding Bag Outside

**PC13025**

Parts Connect®



**What do you do when your hands are really soiled, and there's no soap and no water ? ? ? ? ? Reach For Wipe It, Wipe It Good!**

**Each Bucket  
Contains 110 Towels  
8" X 12"**

*Contractor tested, multi-purpose wipes.  
Abrasive side for tough soils, smooth side for  
wiping delicate surfaces and hands. Leaves  
hands clean and residue free.*

**WI-110**



# PERSONAL PROTECTIVE EQUIPMENT



## Heavy-Duty Waterproof Shoe Covers

- Durable, waterproof Chlorinated Polyethylene Elastomer (CPE) material w/ textured surface
- Textured surface for better grip
- Easy to put on and remove
- Elastic opening for secured fit
- Keeps shoes, boots and worksites clean
- One-size-fits-most (up to size 18 boot)
- Great for indoor and outdoor use



## Hypoallergenic medical-grade ear plugs

- Pre-shaped foam ear plugs
- Super-soft foam ear plugs conform to the inner ear canal
- **100 Pair/box**
- Choice of polymer or silicone
- Ergonomically shaped
- Designed for construction, motorsports, the shooting range or operating heavy machinery

## Heavy-Duty Coveralls

- Microporous non-woven material with Polyethylene coating
- Comfortable cloth-like fiber
- Full zipper front
- Elastic wrist and ankle cuffs
- Meets ANSI F903-10 Chemical Penetration Test for Solvent-Based Paints



- Adjustable, soft metal nose piece
- Not approved by the National Institute for Occupational Safety & Health (NIOSH)
- **Quantity: 50 masks per box**
- Single-strap elastic head band
- Perfect for workshop, pollen, sweeping, gardening, farming, cleaning and protection from non-toxic airborne dusts



# GLOVES & KNEE PADS



## DISPOSABLE GLOVES

### Disposable Thick Skin Latex Gloves, Powder Free

- Combine the best features of a dishwashing glove & disposable glove
- 14 mil Latex gloves
  - Heavy duty Natural Rubber
- Textured grip gives these gloves good wet grip
  - 50 per box
- For automotive technicians, paint applications, food handling and janitorial

<b>6603-20</b>	Large	(DSB TH PF L)
<b>6604-20</b>	XL	(DSB TH PF XL)

## CAMOUFLAGE WORK GLOVES

### CAMOUFLAGE

- Anti-Slip Grip
- Synthetic Leather Palms
- Finger Protection

<b>MA-GLVL-C</b>	Large
<b>MA-GLVXL-C</b>	Extra Large
<b>MA-GLVXXL-C</b>	XX Large



SERVICE  
ACCESSORIES  
FILTERS & TOOLS

## SAFETY GLOVES



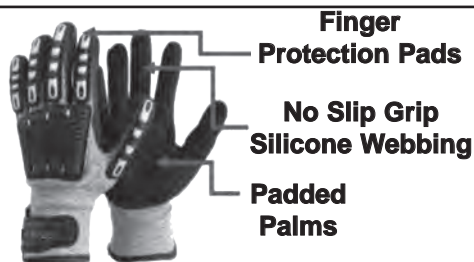
### BLACK/NEON GREEN

- Anti-Slip Grip
- Synthetic Leather Palms
- Finger Protection

<b>MA-GLVM</b>	Medium
<b>MA-GLVL</b>	Large
<b>MA-GLVXL</b>	Extra Large
<b>MA-GLVXXL</b>	XX Large

## SAFETY IMPACT GLOVES

<b>MA-GSFTY-M</b>	Medium
<b>MA-GSFTY-L</b>	Large
<b>MA-GSFTY-XL</b>	Extra Large
<b>MA-GSFTY-XXL</b>	XX Large



## NON-SKID KNEE PADS

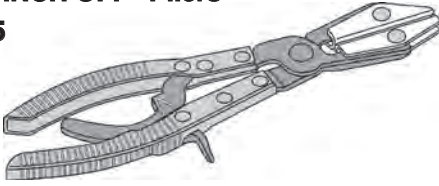
- Super Tough Ballistic Nylon
- Breathable Neoprene Strap with Double Closure System
- Anti-Compression Gel for Added Comfort, Durability & Shock Absorbtion

**MA-992015**

# SERVICER TOOLS

## Hose "PINCH OFF" Pliers

**KD145**



## (Corbin) with Locking Device

**KD3975**




## 4-in-1 Pocket Socket

- It weighs only 5 ounces and is 4.5 inches long
- To change sizes, simply push the long end in and pull the other end out until it locks!

**FOUR SIZES IN ONE TOOL!**

1/4" - 5/16"

3/8" - 7/16"



**PSL-1**

## KLAMPLIER

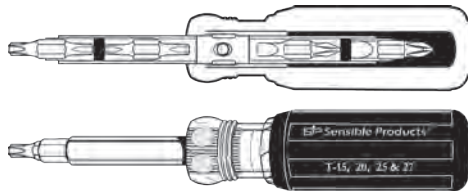

- Tool for double ring wire clamps
- Removes & installs clamps quickly & easily
- Plier holds clamp in jaw
- Designed by a technician



**KP2**



## THE TAMPER-RESISTANT 10-IN-1 TORX® DRIVER



Tool in Use

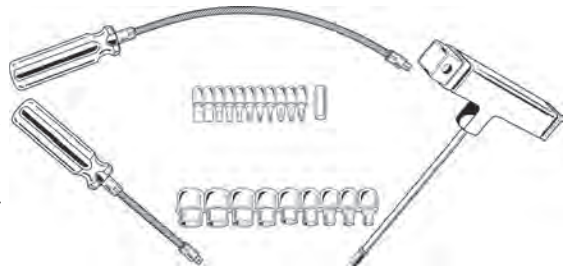
**TORX: T15, T20, T25, T27, 2 Phillips, 2 Flat, 1/4" & 5/16" Nutdriver.** Handy when working on microwaves and other appliances with tamper-resistant torx screws.

**TRTD-1**

## FLEXIBLE SHAFT NUT DRIVERS

Set includes 2 flexible drivers. One is 2½" long the other is 8½" long. Comes with complete set of sockets, screw driver and torx bits. Screw driver has 1/4" drive and includes T handle for extra torque.

**FSND1**





# WIRE TIES & SCREWS



## MA-WTJ1 ASSORTED COLOR WIRE TIE JAR (600 PCS)

- 4" (50) Red & (50) Black
- 5½" (50) White & (50) Black
- 14½" (50) White
- 7½" (50) White, (50) Black, (50) Red, & (50) Blue
- 11" (75) White & (75) Black



### Natural Wire Ties

Part No	Length	Dia.	Package
MA03178-2	7½"	1¾"	100
MA03181-2	11"	3"	50
MA03184-2	14"	4"	50

### Black Wire Ties

Part No	Length	Dia.	Package
MA04706-2B	7½"	1¾"	100
MA04708-2B	11"	3"	50
MA04710-2B	14"	4"	50

### Natural Duct Ties 175# Tensile Strength

Part No	Length	Duct	Package
MA021120-2	24"	6"	50
MA036175-2	36"	11"	50
MA048175-2	48"	14"	50

### Black Duct Ties 175# Tensile Strength

Part No	Length	Duct	Package
MA021120-2B	24"	6"	50
MA036175-2B	36"	11"	50
MA048175-2B	48"	14"	50

### Low Temp Climate UV Black 100/Pkg

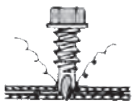
Part No	L	W	T	Tensile
MA-CCT7	7"	0.18"	0.054"	50#
MA-CCT11	11"	0.18"	0.054"	50#
MA-CCT14	14"	0.18"	0.054"	50#
MA-CCT15	15"	0.298"	0.069"	120#

### Plenum Ties Burgundy 100/Pkg

Part No	L	W	T	Tensile
MA-PLT7	7"	0.18"	0.054"	50#
MA-PLT11	11"	0.18"	0.054"	50#
MA-PLT14	14"	0.18"	0.054"	50#

SERVICE ACCESSORIES FILTERS & TOOLS

### drills



### taps



### fastens



With high quality Drilltip screws there is no need to predrill hole. They drill their own hole, tap their own thread and fasten securely all in one operation.

## DRILLTIP SCREWS

Part No.	Size	Chuck	Per Bag
MA-03758-1	8-18X1/2	1/4	20
MA-03759-1	8-18X3/4	1/4	18
MA-03760-1	8-18X1	1/4	16
MA-03761-1	10-16X1/2	5/16	14
MA-03762-1	10-16X3/4	5/16	12
MA-03763-1	10-16X1	5/16	10

## SPEED SCREWS

- Hard, sharp tapered point provides fast penetration with no walking
- Good slot, no burrs
- Zinc plated
- Double lead thread - actually 2 threads for quicker fastening
- All speed screws have 1/4" (No. 8) hex head
- Undercut - always seats flush



100 Per Pak

Part No.	Reference	Size
MA03413-2	S120 (HHWS6X3/8)	6 x 3/8
MA03414-2	S121 (HHWS7X1/2C)	7 x 1/2
MA03415-2	S122 (HHWS8X1/2C)	8 x 1/2
MA03416-2	S123 (HHWS8X3/4C)	8 x 3/4
MA03565-2	S124 (HHWS8X1C)	8 x 1
MA03417-2	S128 (HHWS10X1/2)	10 x 1/2
MA03566-2	S129 (HHWS10X3/4C)	10 x 3/4
MA03567-2	S130 (HHWS10X1C)	10 x 1

## PLASTIC ANCHOR KIT



Kit contains

- Drill Bit
- 100 slotted pan head screws
- 100 plastic anchors.

Part No.	Screw Size	Anchor Size	Bit Size
MA-8410	6-8	3/16 x 3/4	3/16
MA-8411	10-12	1/4 x 1	1/4

Prices subject to change without notice

© 1971-2024 w.d. armstrong corp.

# PERFORMANCE PLUS WIRE CONNECTORS

## 3M™ Performance Plus Wire Connectors

### Broad Wire Range = Inventory Savings

Because of their increased wire range, just three 3M™ Performance Plus Wire Connectors handle the work of eight standard connectors. There's also less inventory to manage with a better chance you'll have the connectors you need to do every job.

### Wire Range Capabilities

3M™ Connector	2#20	2#16	2#12	3#12	4#12	5#12	6#12	6#10
	2#18	2#14	4#14	6#14	3#10	2#8	4#10	
Orange/Blue Red/Yellow Blue/Gray	O/B+							
	R/Y+							
	B/G+							



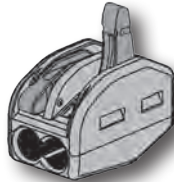
Part No.	Quantity	3M ID
B/G+BOX	50	80610984330
B/G+JUG	250	80611454556
O/B+BOX	100	80610984298
O/B+JUG	500	80611454531
R/Y+BOX	100	80610984314
R/Y+JUG	500	80611454515



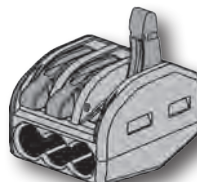
## COMPACT splicing connector with operating levers



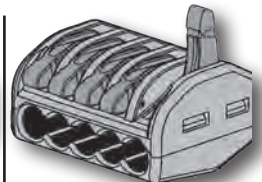
Cross Section



**222412**  
2-Conductor  
50/Box



**222413**  
3-Conductor  
50/Box



**222415**  
5-Conductor  
40/Box

## HIGH HEAT PORCELAIN WIRE NUTS

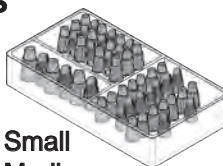


### 46 PIECE PORCELAIN WIRE NUT KIT

T1164P	Small	15 Pk.
T1164C	Small	100 Pk.
T1165P	Medium	15 Pk.
T1165C	Medium	100 Pk.

- (15) Small
- (25) Medium
- (6) Large

### MA-PWN46



## MA06295P 240 Assorted Wire Connectors In a Plastic Tub

- (100) Blue
- (65) Orange
- (30) Red
- (45) Yellow



# SOLDERLESS TERMINALS

## NON-INSULATED TERMINALS



### HIGH TEMPERATURE (900°) NON-INSULATED TERMINAL

PIC.	Wire Size	Description	Serv. Pk	Qty.	100 Pk.
A	16-14	1/4" Female tab	T1111P	(20 pcs.)	T1111C
A	12-10	1/4" Female tab	T1112P	(15 pcs.)	T1112C
B	16-14	1/4" Female flag	T1113P	(20 pcs.)	T1113C
B	12-10	1/4" Female flag	T1114P	(20 pcs.)	T1114C
C	16-14	1/4" Male tab	T2103P	(15 pcs.)	T2103C
D	16-14	1/4" Piggy back	T2127P	(4 pcs.)	T2127C
E	16-14	Ring - #10 stud	T1115P	(20 pcs.)	T1115C
E	16-14	Ring - 1/4" stud	T1116P	(20 pcs.)	T1116C
E	12-10	Ring - #10 stud	T1117P	(20 pcs.)	T1117C
E	12-10	Ring - 1/4" stud	T1118P	(15 pcs.)	T1118C
E	8	Ring - 1/4" stud	T2142P	(14 pcs.)	T2142C

### STANDARD TEMPERATURE

A	22-18	7/64" Female tab	T1107P	(20 pcs.)	T1107C
A	16-14	3/16" Female tab	T1105P	(15 pcs.)	T1105C
G	12-8	1/4" Compressor	T1129P	(10 pcs.)	T1129C
G	16-14	1/4" Compressor	T1130P	(10 pcs.)	T1130C

## INSULATED TYPE TERMINALS

Designed for general use where high heat is not a factor



PIC.	Wire Size	Description	Serv. Pk	Qty.	100 Pk.
AA	12-10	1/4" Female tab	T1001P	(15 pcs.)	T1001C
AA	16-14	1/4" Female tab	T1002P	(20 pcs.)	T1002C
CC	16-14	1/4" Male tab	T1003P	(20 pcs.)	T1003C
AAA	16-14	1/4" Fem-fully insul.	T1005P	(10 pcs.)	T1005C
CCC	16-14	1/4" Male-fully insul.	T1006P	(10 pcs.)	T1006C
AAA	12-10	1/4" Fem-fully insul.	T1009P	(10 pcs.)	T1009C
CCC	12-10	1/4" Male-fully insul.	T1010P	(10 pcs.)	T1010C
DD	16-14	1/4" Piggy back	T1027P	(10 pcs.)	T1027C
DD	12-10	1/4" Piggy back	T1029P	(10 pcs.)	T1029C
EE	16-14	Ring - #8 stud	T1033P	(20 pcs.)	T1033C
EE	16-14	Ring - #10 stud	T1034P	(20 pcs.)	T1034C
EE	16-14	Ring - 1/4" stud	T1035P	(20 pcs.)	T1035C
EE	12-10	Ring - #10 stud	T1037P	(20 pcs.)	T1037C
EE	12-10	Ring - 1/4" stud	T1038P	(15 pcs.)	T1038C
EE	8	Ring - 1/4" stud	T2065P	(15 pcs.)	T2065C
EE	6	Ring - 1/4" stud	T2066P	(15 pcs.)	T2066C
FF	16-14	Open ring-#8 stud	T1043P	(20 pcs.)	T1043C
FF	12-10	Open ring-#10 stud	T1046P	(15 pcs.)	T1046C



SERVICE  
ACCESSORIES  
FILTERS & TOOLS

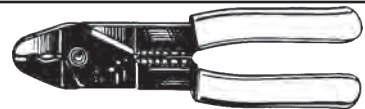
### INSULATED TERMINAL KIT IN PLASTIC BOX



15 different insulated terminal types.  
Contains 161 terminals

**MA02653-2**

### CRIMPING TOOL



**1900**

- Cuts Wire
- Strips Wire
- Crimps Non-Insulated Terminals
- Terminals 22 to 10 Gauge

**1963**

- Cuts Wire
- Strips Wire
- Crimps Insulated and Non-Insulated Terminals
- Slices Bolts

# SOLDERLESS TERMINALS

## 1/4" PUSH-ON CONNECTORS

T1123



MALE  
STUD

T1122



VW

T1121



CHAIR

T1125



GB

T1124



SCREW

T1021



INSULATED  
DOUBLE

T1023



INSULATED  
TRIPLE

<u>Pic Type</u> <u>Description</u>	<u>Quantity In</u> <u>Service Pack</u>	<u>100</u> <u>Pack</u>
Insulated double-2 male	T1021P—(10 pcs.)	T1021C
Insulated triple-3 male	T1023P—(10 pcs.)	T1023C
Chair terminal-2M/1F	T1121P—(10 pcs.)	T1121C
V W terminal-2M/1F	T1122P—(10 pcs.)	T1122C
Male to #10 stud	T1123P—(10 pcs.)	T1123C
Female to #8 screw	T1124P—(10 pcs.)	T1124C
GB terminal-2M/1F	T1125P—(10 pcs.)	T1125C



INSULATED TYPE

## BUTT CONNECTOR SPLICERS



NON-INSULATED

Wire Size	Color	Part No./Pack	100 Pack	Part No./Pack	100 Pack
22-18	Red	T1051P/(20)	T1051C	T1119P/(20)	T1119C
16-14	Blue	T1052P/(20)	T1052C	T2111P/(20)	T2111C
12-10	Yellow	T1053P/(15)	T1053C	T2112P/(15)	T2112C

## WIRE NUTS

<u>Pic.Type</u>	<u>Wire Size</u>	<u>Description</u>	<u>Service Pack</u>	<u>100 Pack</u>
Bell squeeze	18	Crimp	T1056P—(20 pc.)	T1056C
Bell squeeze	14	Crimp	T1057P—(15 pc.)	T1057C
Bell squeeze	10	Crimp	T1058P—(15 pc.)	T1058C
Rigid plastic	14	Spring-blue	T1150P—(20 pk.)	T1150C
Rigid plastic	12	Spring-orange	T1151P—(15 pk.)	T1151C
Rigid plastic	10	Spring-yellow	T1152P—(15 pk.)	T1152C
Rigid plastic	8	Spring-red	T1153P—(10 pk.)	T1153C
Rigid plastic	16	#3-no spring	T1161P—(20 pk.)	T1161C
Rigid plastic	12	#4-no spring	T1162P—(20 pk.)	T1162C
Rigid plastic	8	#5-no spring	T1163P—(20 pk.)	-
Soft plastic	12	Yellow	T1166P—(15 pc.)	T1166C
Soft plastic	10	Red	T1167P—(15 pc.)	T1167C
Soft plastic	8	Gray	T1168P—( 5 pc.)	T1168C



BELL  
TYPE  
SQUEEZE



RIGID  
PLASTIC



SOFT  
PLASTIC

### COMBINATION WIRE STRIPPING & CUTTING TOOL

11045



### KLEIN-KURVE® WIRE STRIPPER/CUTTER

11055

- Precision shear-type blades for clean cuts
- Easy-to-read markings on both sides
- Curved handles help reach into confined areas
- Wire looping and bending holes
- Strong-gripping serrated nose
- Handy closure lock
- Precision-ground stripping holes
- Screw-shearing holes
- Double-dipped comfort grips





# SPECIALTY BATTERIES

Never Miss a Single Moment.

Rayovac® Photo batteries provide high performance at a great price, keeping specialty devices going strong. For watches, calculators, remote controls, medical devices, and more, Rayovac® Electronic batteries provide your customers with the power they need at a great value.



## PHOTO LITHIUM BATTERIES

SKU	DESCRIPTION
RL123A-2	Photo Lithium Carded 123A 2-Pack, 3.0 Volt
RL223A-1	Photo Lithium Carded 223A 1-Pack, 6.0 Volt
RL2CR5-1A	Photo Lithium Carded 2CR5 1-Pack, 6.0 Volt
RLCR2-2A	Photo Lithium Carded CR2 2-Pack, 3.0 Volt
RLCRV3-2A	Digital Photo Lithium Carded CRV3 2-Pack, 3.0 Volt

## SILVER WATCH/ELECTRONIC BATTERIES

303/357-1ZMA	Silver Watch/Electronic Battery Carded 1 Pack. 1.5 Volt
376/377-1ZMA	Silver Watch/Electronic Battery Carded 1 Pack. 1.5 Volt

## ELECTRONIC KEYLESS ENTRY BATTERIES

KE23A-1ZMA	Alkaline Keyless Entry Mercury Free Battery 23A Size Carded 1- Pack, 12 Volt
KECR1616-1B	Lithium Keyless Entry Battery Carded 1-Pack, 3.0 Volt
KECR1620-1B	Lithium Keyless Entry Battery Carded 1-Pack, 3.0 Volt
KECR1632-1B	Lithium Keyless Entry Battery Carded 1-Pack, 3.0 Volt
KECR2016-2A	Lithium Keyless Entry Battery Carded 2-Pack, 3.0 Volt
KECR2025-2A	Lithium Keyless Entry Battery Carded 2-Pack, 3.0 Volt
KECR2032-2A	Lithium Keyless Entry Battery Carded 2-Pack, 3.0 Volt
KECR2450-2A	Lithium Keyless Entry Battery Carded 2-Pack, 6.0 Volt
KE810-2ZMA	Alkaline Keyless Entry Mercury Free Battery Carded 2 Pack, N Size

9 VOLT  
ALKALINE  
AL9V



6 VOLT  
LANTERN  
6VHD



D-CELL  
ALKALINE  
ALD



AAA  
ALKALINE  
ALAAA



AA  
ALKALINE  
ALAA




C-CELL  
ALKALINE  
ALC



# SPECIALTY FLASHLIGHTS

## FLEXIBLE NECK 3 LED FLASHLIGHT

MA-LINE



MA-FL3A


1. Powerful Magnet on Grip Acts as A Third Hand
2. Handy Pocket Clip
3. Telescopes from 6.5" to 21"
4. Flexible Shaft for Hard-to-Reach Places
5. Handy On/Off Button
6. Magnet at Light is for Powerful Retrieval
7. 3 Super-Bright LEDs

## COB WORKLIGHTS



A

Fig.	Part No.	Description
A	MA-FL296C	Pen/Magnet/Pocket Clip



C

C	MA-FL1063C	Magnetic Base
---	------------	---------------



D

D	MA-FL1716	3W LED & 3W COB Magnetic Base & Hook to Hang (3) AAA
---	-----------	------------------------------------------------------------



H

E	MA-HML3C	Head Mount COB (3) AAA
---	----------	---------------------------


F	MA-WL10C	10W COB, 570 Lumens 2 Magnets & 180° Swivel Base, (4) AAA
---	----------	-----------------------------------------------------------------

G	MA-RPW20	20W COB. 2000 Lumens Rechargeable includes Car & AC/DC Chargers
---	----------	-----------------------------------------------------------------------

H	MA-HML4C	Head Mount Detachable • Magnet on Back of Housing Rubberized Housing 5W LED/300 Lumens + COB/400 Lumens Rechargeable USB Cable Included 1500mAh Polymer Battery & Indicator
---	----------	--------------------------------------------------------------------------------------------------------------------------------------------------------------------------------------------



E



F



G

### Mode:


Top Switch on Right: HIGH – LOW

Top Switch on LEFT: Sensor –

Wave in Front of Light for ON & OFF

Bottom Switch on Right: HIGH – LOW

# SPECIALTY FLASHLIGHTS & STOOL



## MA-CSH1 CAR SAFETY HAMMER

# MA-LINE

Innovative Features of the Swivel Light

### Features:

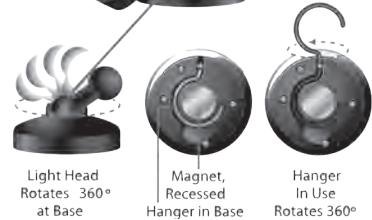
- |                      |                                      |
|----------------------|--------------------------------------|
| 1. Flashlight        | 5. Phillips Screwdriver              |
| 2. Knife             | 6. Slotted Screwdriver w/ Nut Wrench |
| 3. Can/Bottle Opener | 7. Glass Breaker Hammer              |
| 4. Scissors          | 8. Belt Cutter                       |



## SL-1 SWIVEL LIGHT



- 23 super bright LEDs - 270 lumens
- Move light head to desired position - rotates 360°
- Recessed hanger - rotates 360°
- Attach to metal surfaces with powerful magnet on base
- Handy 'On/Off' button
- Uses 3 AAA batteries



SERVICE  
ACCESSORIES  
FILTERS & TOOLS

## US-1 ULTIMATE STOOL



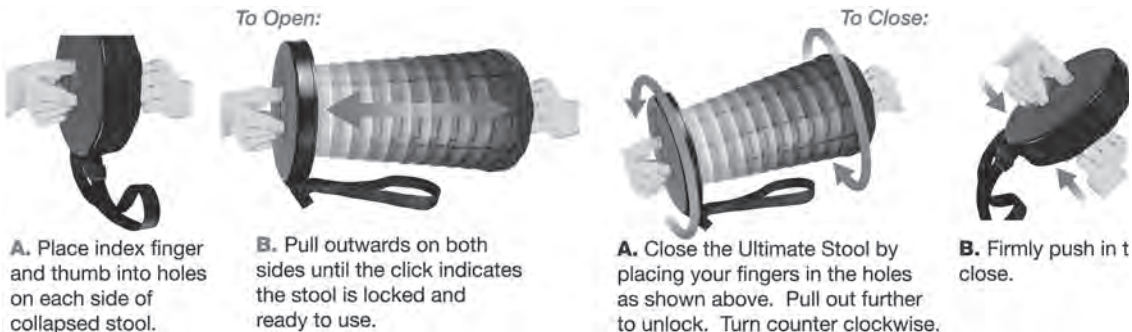
- Easily open or close the Ultimate Stool in just seconds!
- The innovative locking system locks firmly in place once opened, making the stool adjustable to any height you need between 2.4" - 18".



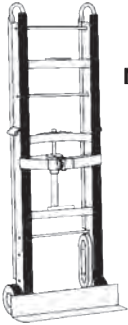
High strength heavy duty materials and unique design make the stool extra strong, stable and safe, easily holding up to 300 lbs.

The adjustable strap lets you comfortably carry the closed stool on you shoulder

At 3 lbs. & 10" diameter it is ideal to keep in your service vehicle.



# ESCORT DOLLIES BY STEVENS



**Magnesium  
Single  
Strap  
Dolly**

## MRT

- 60" high
- 17" wide
- Weight: 41 lbs.
- 5" x 24" footplate
- Load capacity: 500 lbs.
- One 3 ply 14' web tie strap
- New ratchet strap tightener
- Automatic strap recoil

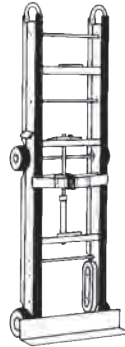
*Escort*

## MRTMM

The "Mighty Mite" is the tough little magnesium work horse of the appliance truck field. It is ideal for use with many lower "under the counter" appliances and can stand up in most vans.

### Specifications

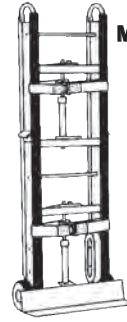
- Height: 48"
- Weight: 38 lbs.
- Construction: 3/16" x 1 1/2" x 5" Magnesium I Beam
- Other specifications same as Model MRT



**Magnesium  
Single  
Strap  
Dolly**

## MRT-66

- 66" high
- 17" wide
- Weight: 48 lbs.
- 5" x 24" footplate
- Load capacity: 500 lbs.
- One 3 ply 14' web straps
- New ratchet strap tightener
- Automatic strap recoil



**Magnesium  
2- Strap  
Dolly**

## MRT-2R

- 60" high
- 17" wide
- Weight: 45 lbs.
- 5" x 24" footplate 9 gauge
- Load capacity: 500 lbs.
- Two 3 ply 14' web straps
- 2 ratchet strap tighteners
- Automatic strap recoil
- Roller bearing crawler treads

## SRT-2R

### Double Ratchets

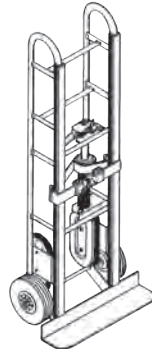


### Specifications

- Height: 60"
- Weight: 55 lbs.
- Footplate: 9 gauge x 5" x 24"
- Frame Width: 16"
- Load Capacity: 750 lbs.
- Construction: 3/4" x 14 gauge tubular steel

### Features

- Two 3-ply, 2 piece 14' straps (S-3)
- Two ratchet strap tighteners with automatic recoil (R-1S)
- 6" x 2" cushion tread rubber wheels with self-lubricating bushing (W-12)
- Padded with protective felt (P-8A)
- Non-marking SNAPLOK vinyl bumpers (P-21)
- Patented "ESCORT" roller bearing crawler treads (CT-2)



## SRT

- Steel construction
- 60" high
- 17" wide
- Weight 51 lbs.
- 5" X 24" footplate
- Load capacity: 750 lbs.
- One 3 ply 14' web tie strap
- New ratchet strap tightener
- Automatic strap recoil

## SRT8

- Same as SRT except for 8" wheels
- Weighs 55 lbs.

## MODEL SRTM66


### Specifications

Same as Model SRT except this model is 66" high and weighs 74 lbs. Operates at a 55° angle with the swing released.

## MODEL SRTM72

### Specifications

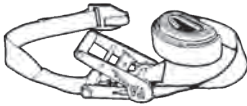
Same as Model SRT except this model is 72" high and weighs 77 lbs. Operates at a 55° angle with the swing released.





# MATERIAL HANDLING & ESCORT PARTS

## RATCHET TIE-DOWN STRAP



Quick, clean professional method of securing refrigerators, freezers, air conditioners, washers, dryers, microwaves and many other appliances. Ideal for trucks, vans and auto luggage carriers.

### WD315

## BIG WHEEL ATTACHMENT 10" Wheels for Escort Dollies



<u>Part No.</u>	<u>Model Application</u>
<b>BWAS</b>	For SRT and S2ST
<b>BWAM</b>	For MRT and MRT66

## RUBBER TIE DOWNS

Quickly ties down ladders, pipe & tubing cylinders or almost anything in seconds



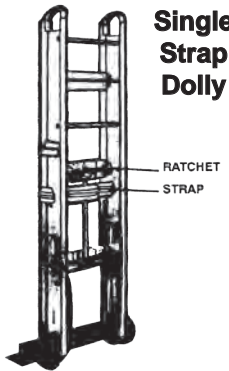
<u>Part No.</u>	<u>Length</u>
<b>RS10</b>	10"
<b>RS15</b>	15"
<b>RS21</b>	21"
<b>RS31</b>	31"
<b>RS41</b>	41"

## REPLACEMENT PARTS FOR ESCORT DOLLIES

<u>Part No.</u>	<u>Description</u>
<b>PADDING</b>	
<b>P1</b>	1¼" X 53" rubber & felt seal (SRT prior to 6/91)
<b>P3</b>	1¾" X 53½" rubber & felt seal (MRT, M2ST, MRT2R)
<b>P3A</b>	1¾" X 60" rubber & felt seal (MRTM66)
<b>P3B</b>	1¾" X 60" rubber & felt seal (MRT66)
<b>P3C</b>	1¾" X 42" rubber & felt seal (MRTMM)
<b>P8A</b>	Felt set only w/glue (SRT, SRT2R)
<b>P8B</b>	Felt set only w/glue (SRTM72, SRTM66)
<b>P8C</b>	Felt set only w/glue (MRT, MRT2R, MRTM66)
<b>P21</b>	¾" X 53" Snaplock vinyl (SRI, SRT2R after 6/91)
<b>P28</b>	¾" X 53" Snaplock vinyl & felt set (SRT, SRT2R after 6/91)
<b>WHEELS</b>	
<b>W12</b>	6" X 2" X 5/8" thermoplastic tread 600 # cap (SRT, SRT2R)
<b>W19</b>	8" X 2½" X 5/8" solid rubber, 500 # cap (SRT8)
<b>STRAPS</b>	
<b>S3</b>	Complete 14' two piece strap w/hook & loop (all ratchet trucks except SRT8)
<b>S4</b>	Complete 14' two piece strap for offset ratchet (SRT8)
<b>RATCHETS</b>	
<b>R1B</b>	20¼" complete recoil ratchet assembly w/o dog (SRTM66, SRTM72)
<b>R1C</b>	21⅝" complete recoil assembly w/o dog (MRTM66)
<b>R1D</b>	22¼" complete recoil assembly w/o dog (MRT66)
<b>R1M</b>	17" complete recoil ratchet assembly w/o dog (MRT, MRTMM)
<b>R1S</b>	17" complete recoil ratchet assembly w/o dog (SRT, SRT8, SRT2R)
<b>R4</b>	Holding dog assembly w/hardware
<b>R5</b>	Recoil spring
<b>R6</b>	Handle return spring

SERVICE  
ACCESSORIES  
FILTERS & TOOLS

# YEATS APPLIANCE DOLLIES & PARTS



**Single Strap Dolly**

RATCHET  
STRAP

**M5 - Shorty**  
47" H Weight: 32.5 lbs  
For moving TV sets & room A/C

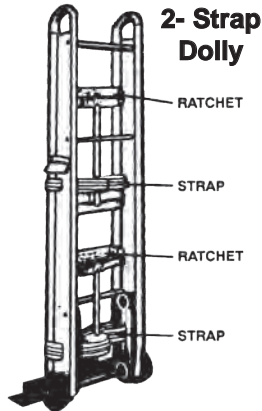
**M5F** Felt Padding

**M5P** Plastic Padding

**M7 - Standard**  
59" H Weight: 37 lbs  
For moving all types of appliances

**M7F** Felt Padding

**M7P** Plastic Padding



**2- Strap Dolly**

RATCHET  
STRAP  
RATCHET  
STRAP

**M14 - 2-Strap Standard**  
59" H Weight: 40.5 lbs  
2-strap featuring 2 ratchets & 2 straps w/ 4 operating positions.

**M14F** Felt Padding

**M14P** Plastic Padding

**M16 - 2-Strap Tall**  
65" H Weight: 44.5 lbs  
For large refrigerators or freezers

**M16F** Felt Padding

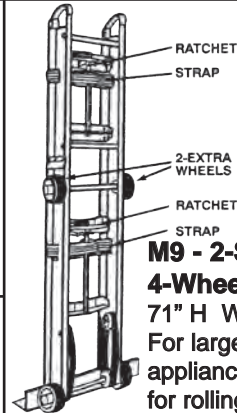
**M16P** Plastic Padding

## #33 Big Wheel Attachment

On-Off in 30 seconds!  
New light weight aluminum bracket with machined turn buckle for easy on & off.



- Updates your present YEATS dollies.
- 10" wheels w/long wearing ball bearings
- 4.10/3.50-4 4 ply rated tires and tubes
- Rolls heavy loads easily, smoothly



RATCHET  
STRAP  
2-EXTRA WHEELS  
RATCHET  
STRAP

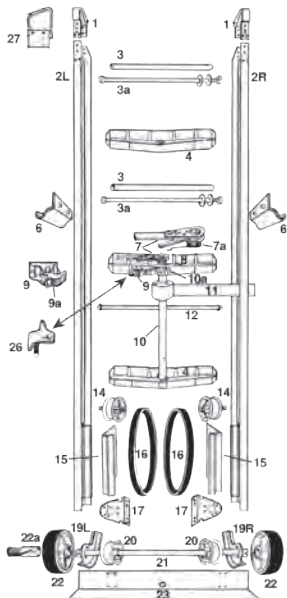
**M9 - 2-Strap 4-Wheel**

71" H Weight: 50.5 lbs  
For large or over-sized appliances. 4 wheels for rolling heavy loads.

**M9F** Felt Padding

**M9P** Plastic Padding

## YEATS REPLACEMENT PARTS



- 1 Top handle
- 2 Side rail (specify model & L or R)
- 3 Spacer
- 3a Spacer bolt
- 4 Cross member (w/o thumb latch)
- 6 Side handle
- 7 Ratchet handle (w/spring)
- 7a Ratchet return spring
- 8 Cross member (w/thumb latch)
- 9 Thumb latch (w/bracket & spring)
- 9a Thumb latch spring
- 10 Vertical shaft & holding gear (specify Model)
- 10a Holding gear (only) w/pin
- 11 Dolly strap (web strap)
- 12 Dolly strap support rod
- 14 Top pulley
- 15 Glide belt slide
- 16 Glide belt
- 17 Axle bracket
- 18 Lip extension
- 19 Side rail base (specify L or R)
- 20 Lower pulley
- 21 Axle
- 22 Wheel (complete with bearing)
- 22a Wheel bearing & sleeve
- 23 Nose Plate (Lip) (specify model)
- 24a Felt pad set (comp. w/cement) (specify model)
- 24b Lower felt pad (for nose plate)
- 24c Upright felt pad (specify model)
- 24d Center felt pad
- 24e Rubber cement
- 25 Plastic pad set (comp. w/cement) (specify model)
- 25c Upright plastic pad (specify model & L or R)
- 26 Thumb latch w/spring
- 27 Repl. top handle

# ELECTRONICALLY COMMUTATED MOTORS (ECM)

## ECM



### We Have the Broadest Offering in the Business

Electronically Commutated Motors (ECM) are ultra high efficient brushless DC motors that utilize a permanent magnet rotor and built in inverter that converts the incoming AC power to DC. DC motors are inherently more efficient and easier to control than traditional induction motors. Escalating energy costs are driving the demand for ECM technology.

### Motors That Deliver Energy Saving

#### ECM Watt Replacements

( See P. 121)




- Capable of being submerged in water up to 30 min.
- High efficiency (70%)
- For evaporator & condenser applications
- Dual voltage w/o connection change required
- Universal Mounting
- Ball bearing

#### PSC Replacements (P. 96)

##### Evergreen® IM Motor

Replaces Permanent Split Capacitor (PSC), direct drive motors.

- Constant Torque
- Speed 1075/5 Speed
- Voltage 120/240 Single Phase
- Rotation Sensing Technology



#### X-13 Replacements ( See P. 92, 93 & 94)

##### Rescue Select Pro & Rescue EZ13

##### Evergreen EM

- ECM motor designed as a drop-in replacement for OEM constant torque motors
- The motor and module technology provides 6000V surge protection
- Operates quieter than the OEM ECM motor.

#### Variable Speed Replacements (P. 94 & 95)

##### Rescue EZ16 & Evergreen VS

- Compatible with all 2.0, 2.3 & EON & 16X4W motors
- Direct drop-in
- Connects the same as OEM



- Constant Airflow
- Frame NEMA 48 (5 5/8 Dia)
- Enclosure Open Air Over
- Voltage 120/240 1-P
- Speed 1050/Variable
- Shaft: 1/2" x 5" w/4 1/2" Flat
- Belly Band Mounting
- Rotation: CW/CCW



- For ECM Furnaces & Air Handlers
- 48 Frame
- 600 - 1200 RPM
- Up to 5 speeds
- Reversible
- Open Air Over (OAO)
- Replaces Endura Pro

#### Condenser Fan ECM Replacements

Fast & simple installation for contractors. Installs as easily as a PSC motor. Drop it in & move on.

- No capacitor required
- Connects directly to existing controls
- No additional relays or wires needed
- Shaft: 1/2" X 5 1/2" (5" Flat)
- 208-230 Volts



See Page 95 & 96



#### OM Motor OUTDOOR FAN MOTOR



# RESCUE® Select™ X13 Replacement Motors

## RESCUE® Select™ PRO ECM Blower Motor



RESCUE® permanent replacement condenser fan and direct drive blower motors ensure contractors always have the right motor on hand to get the job done. RESCUE motors are easily installed and replace a variety of different horsepower applications eliminating the need for temporary substitutions, extra drive time back to the wholesaler and emergency openings in the evening.

- Multi-horsepower rated
- Flex mounting or Belly band mounting
- Resilient mount utilizing 2.5" hub rings
- Exclusive Rheem and Ruud side shell holes
- Extended studs
- All angle mounting
- Quiet bearing system



RESCUE SELECT Pro™ motor is an easily programmable and extremely reliable ECM replacement for furnaces and air handlers. This truck stock motor replaces thousands of OEM models and offers integrated Bluetooth® technology. To unlock its advanced features – like OEM direct programming, customized airflow in operation and real-time diagnostics – all you need to do is download the RESCUE Select programming app FREE from Google Play or the App store.

### Specifications:

HORSEPOWER: 1/3, 1/2, 3/4 and 1 HP

SPEEDS: Programmable (1075/Var)

INPUTS: 24Vac, Tap Inputs HERTZ: 50/60 Hz

FRAME: NEMA® 48

EFFICIENCY: Up to 82%

VOLTAGE: 1Ø, 115, 208-230 Vac

ROTATION: Programmable (CCW or CW)

OPERATION MODE: Constant Torque

ENCLOSURE: Open Air Over (OAO)

MOUNTING: Belly-band

<u>Part No.</u>	<u>HP</u>	<u>Voltage</u>	<u>Amps (60Hz)</u>	<u>Shaft</u>	<u>Total</u>	<u>Shell</u>
6633	1/2 -1/3	115/208-230	6.3/4.0-3.8	5"	11.225"	6.225"
6643	3/4	115/208-230	9.3/5.8-5.4	5"	11.6"	6.6"
6653	1	115/208-230	12.4/7.8-7.2	5"	11.975"	6.975"

## ECMPRO UNIVERSAL ECM TESTER



The Universal ECM Tester provides a functional test for virtually all types of Electronically Commutated Motors on the market.

- Easy to Use: Gives a "Go/No Go" Result
- No batteries required
- The back of the unit is magnetic for job-site convenience
- 24VAC indicating light
- Short circuit protection
- Long 24" leads





# ECM BLOWER MOTORS

## Evergreen EM ECM Motor • X13 Replacement

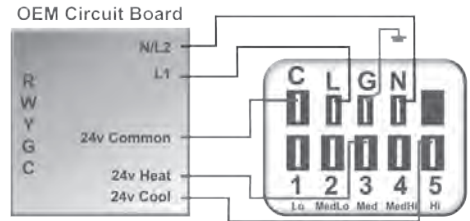


Designed to replace direct-drive blower motors in residential and light commercial indoor furnaces, air handlers, and package systems that were designed with a standard ECM motor, such as an X13 or equivalent competitor model. It is not designed to replace premium ECM constant airflow products, such as Eon, 2.3, 3.0, and 2.5. It is not designed as a PSC replacement

### Features:

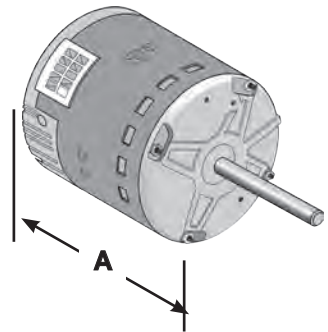
- 48 Frame, Belly Band Mount
- Multi-Speed, Constant Torque, Brushless DC Motor
- Automatically determines motor direction
- Operating speed range 600-1200 RPM
- Encapsulated electronics
- Soft start & off ramp for quiet operation
- Shaft 1/2" Long x 1/2" Dia.
- 5 Speeds
- 4kV surge protection
- Ball Bearing

1. Transfer wires or plugs to same connections



2. Adjust speed taps for proper demand airflow

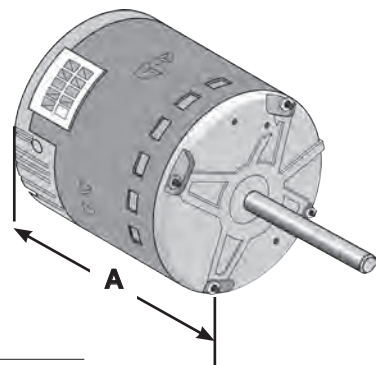
Part No.	HP	Volts	F/L Amps	"A" Dim	Weight
6103E	1/3	115	4.8	5.25"	8.4 lb
6203E	1/3	208-230	2.8	5.25"	8.4 lb
6105E	1/2	115	6.8	5.75"	11.3 lb
6205E	1/2	208-230	4.1	5.75"	11.3 lb
6107E	3/4	115	8.4	6.5"	15.6 lb
6207E	3/4	208-230	6.0	6.5"	15.6 lb
6110E	1	115	10.9	7.25"	19.3 lb
6210E	1	208-230	7.8	7.25"	19.3 lb



MOTORS

## EC MAX Dual Voltage Direct Drive Blower Motors

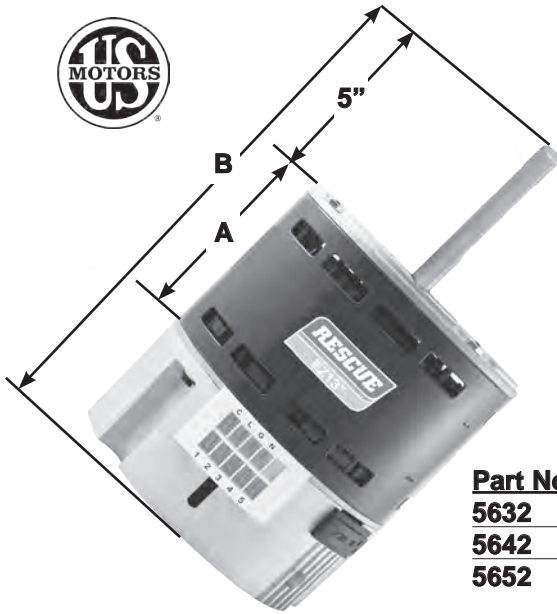
- Available in dual voltage rated 115/230V single phase input, 50/60Hz
- Designed to replace either PSC or X13 model of equivalent HP
- Ready for connection to existing fan relays or circuit boards with 45" harness
- Rotation sensing technology, automatically selects rotation upon first startup
- 1075 RPM
- 1/2" x 5" Shaft
- Ball Bearings
- 48 Frame Open Enclosure



Part No.	HP	Volts	Rotation	F/L Amps	"A" Dim
46013	1/3	115/230	CW/CCW	5.0/3.0	6 <sup>3</sup> / <sub>8</sub> "
46012	1/2	115/230	CW/CCW	6.7/4.0	6 <sup>3</sup> / <sub>8</sub> "
46034	3/4	115/230	CW/CCW	8.2/4.9	7 <sup>5</sup> / <sub>8</sub> "
46001	1	115/230	CW/CCW	11.0/6.7	7 <sup>5</sup> / <sub>8</sub> "

# RESCUE<sup>®</sup> ECM BLOWER MOTORS

## RESCUE<sup>®</sup> EZ13<sup>™</sup> Truck Stock ECM Blower Motor For Furnaces & Air Handlers



Constant Torque  
 Frame NEMA 48 (5 $\frac{1}{8}$ " Dia)  
 Enclosure Open Air Over (OAO)  
 Voltage 115, 208-230 Single Phase  
 Speed 1075/Variable  
 Inputs 24Vac. Tap Inputs  
 50/60 Hz  
 Shaft: 1/2" x 5" with 4" Flat  
 Belly Band Mounting  
 Up to 82% Efficiency

No Programming Required  
 Ready to Install

Replaces Thousands of OEM Models  
 Built-in 6000 Volt Surge Protection

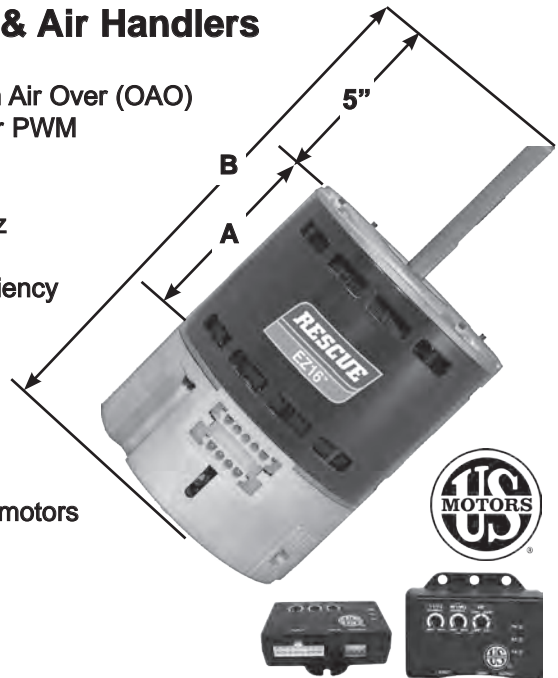
<u>Part No.</u>	<u>HP</u>	<u>Amps</u>	<u>"A"</u>	<u>"B"</u>
<b>5632</b>	1/2 - 1/3	6.3/4.0-3.8	3.662	11.225
<b>5642</b>	3/4	9.3/5.8-5.4	4.037	11.600
<b>5652</b>	1	12.4/7.8-7.2	4.412	11.975

## RESCUE<sup>®</sup> EZ16<sup>™</sup> 16 Pin Variable Speed ECM Blower Motor For Furnaces & Air Handlers

Constant Torque  
 Frame NEMA 48 (5 $\frac{1}{8}$ " Dia)      Enclosure Open Air Over (OAO)  
 Speed 1075/Variable      Inputs 24Vac. or PWM  
 Rotation: CCW or CW (24Vac)  
                                         Auto-Rotation (PWM)  
 Voltage 115, 208-230 Single Phase 50/60 Hz  
 Shaft: 1/2" x 5" with 4" Flat  
 Belly Band Mounting      Up to 82% Efficiency  
 Included EZI Interface is as easy as 1, 2, 3.....

- Select your voltage
- Select your horsepower
- Adjust your airflow to meet requirements
- Direct drop-in
- Connects the same as OEM
- Compatible with all 2.0, 2.3 & EON & 16X4W motors

<u>Part No.</u>	<u>HP</u>	<u>Amps</u>	<u>"A"</u>	<u>"B"</u>
<b>5863</b>	1/3	4.5/2.9-2.7	3.412	10.475
<b>5862</b>	1/2 - 1/3	6.4/4.0-3.8	3.662	10.725
<b>5861</b>	3/4 - 1/3	9.3/5.9-5.5	4.037	11.100
<b>5860</b>	1 - 1/3	12.1/7.6-7.1	4.412	11.975




# ECM BLOWER MOTORS

## Evergreen® VS Motor and User Interface

Designed to replace Genteq® constant airflow (variable speed) ECM indoor blower motors. The product line is designed specifically to replace Genteq models 2.0, 2.3, Eon® using the interface and 3.0 motors directly. These motors represent the largest volume of variable speed motors used to date in HVAC OEM indoor blower motor applications.



Constant Airflow  
 Frame NEMA 48 (5 5/8" Dia)  
 Enclosure Open Air Over (OAO)  
 Voltage 120/240 Single Phase  
 Speed 1050/Variable  
 Shaft: 1/2" x 5" with 4 1/2" Flat  
 Belly Band Mounting  
 Rotation: CW/CCW



Part No.	HP	Amps	"B"
6503V	1/3	5.0/2.8	10.71
6505V	1/2	7.7/4.3	11.21
6507V	3/4	10.0/6.1	11.96
6510V	1	12.8/7.4	12.71
5K010V	INTERFACE		
5K015	16 to 4 Pin Adapter		



## RESCUE® EcoTech™ Motor PSC Replacements Only

The RESCUE® EcoTech™ motor drops into existing PSC induction-blower applications, without making complex wiring modifications or changes to the system controls. Just connect the leads, and you're done. No 24-volt signal leads or setup required. It's plug and play.

### Features:

- Reversible rotation
- 40°C ambient rated
- Electronically protected motor
- Belly-band mounting
- No capacitor required
- Continuous duty, air over
- Ball bearing
- 5 Speeds
- Class B insulation
- 48 frame (5.6" diameter)
- 36" leads
- 115/208-230 Volts

Part No.	HP	Volts	Length
<b>5 Speeds • High Speed RPM 1140 • 1/2" X 4" Shaft</b>			
5522ET	1/4 - 1/3	115/208-230	5.75"
5532ET	1/2	115/208-230	5.75"
5542ET	3/4	115/208-230	6.75"
5552ET	1	115/208-230	7.25"



# ECM BLOWER & CONDENSER MOTORS

## Evergreen® IM Motor

Replaces Permanent Split Capacitor (PSC), direct drive motors.

Constant Torque

Enclosure Open Air Over (OAO)

Shaft: 1/2" x 5" with 4 1/2" Flat

Voltage 120/240 Single Phase

6KV surge protection

Frame NEMA 48 (5% Dia)

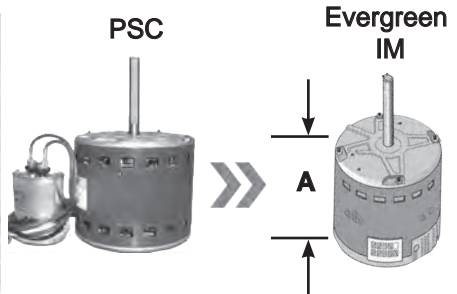
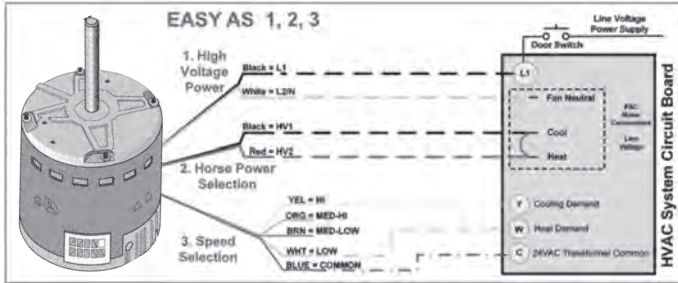
Speed 1075/5 Speed

Belly Band Mounting

Rotation: CW/CCW

Encapsulated electronics

Automatically determines motor direction using Genteq's Rotation Sensing Technology



Part No.	HP	Amps	"A"	Weight
6005	1/2 (1/2, 1/3, 1/4, 1/5)	6.7/4.0	6.34"	12 lb.
6010	1 (1, 3/4, 1/2)	11.0/6.7	7.84"	20 lb.

## Evergreen® OM Motor

OUTDOOR FAN MOTORS

A versatile high efficiency ECM designed to replace induction motors (shaded pole or PSC) in outdoor fan applications.



- PSC outdoor fan motor replacement (1 Evergreen® OM motor replaces 16 of the most common PSC motor ratings.)
- Direct-drive fan propellers (axial fan blades)
- Reduce truck stock and get the job done
- No capacitor required
- Connects directly to existing controls
- No additional relays or wires needed
- A/C or heat pump systems (including split or package systems)
- All angle mount      • Shaft: 1/2" X 5 1/2" (5" Flat)
- Lower profile      • 208-230 Volts
- Remote mount control
- OEM mounting holes on side of motor shell (A) and end shield (B)



Part No.	HP	Amps	"A"	RPM
6303R	1/3 - 1/10	3.5	4.23"	850/1100

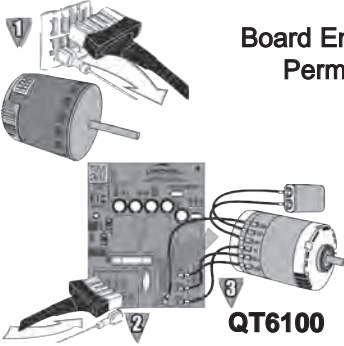


# ECM TEST & ACCESSORIES

## QwikSwap®

Board Enables Direct OEM Replacement When Combined With ANY Permanent Split Capacitor (PSC) Motor (120 & 208-230 VAC)

- Provides/Maintains Variable Blower Air Flow (improves performance)
- Automatically selects the best blower speed as unit cycles on
- No need to wait for the OEM motor to be ordered
- No motor programming required
- Quickly wired using existing OEM motor connection



**QT6100** QwikSwap® X3 provides replacement of a failed OEM Constant Torque ECM, X13® or SelecTech®

**QT6104** QwikSwap® V3 provides replacement of a failed OEM Variable Air Flow Rate ECM 2.0. 2.3, 2.5 or 3.0 motor

## VZPRO ECM Motor Protector (120-240V)

Plug-In Transient, Surge, Lightning, & Spike Protection for ECM Motors. To use, simply plug VZPRO directly into motor, then plug motor's harness into the VZPRO... (Full instructions with photos in package.) The most common cause of ECM Motor failure is damage to the electronics module as a result of poorly conditioned voltage. This unit works with either 120v or 240v GE ECM motors.



## SAVE THE MOTOR REPLACE THE CONTROL

Genuine Genteq® Control Module for X13® Endura® Pro & Evergreen® EM Motors

- For proper replacement, match the horsepower (HP) and voltage (VAC) ratings of the new control to the failed control. It is not necessary for the RPM or the amperage to match.

- This kit includes:


- 1 - Evergreen EM control module
- 2 - control mounting bolts
- 1 - low voltage harness (Optional)
- 1 - motor ID label

- Reduce part replacement time

- » Two bolts connect the control to the motor
- » The motor does not have to be removed from the blower housing



- Reduce the repair cost to the consumer

Evergreen®  
ECM MADE EASY™



Easy as 1, 2, DONE

1. Plug it in
2. Bolt it together




Part No.	HP	VAC	MAX CURRENT	ROTATION	IMAGE
6103ECTL	1/3	115	4.8A	CCW/CW	A
6105ECTL	1/2	115	6.8A	CCW/CW	A
6107ECTL	3/4	115	8.4A	CCW/CW	A
6203ECTL	1/3	208-230	2.8A	CCW/CW	A
6205ECTL	1/2	208-230	4.1A	CCW/CW	A
6207ECTL	3/4	208-230	6.0A	CCW/CW	A
6210ECTL	1	208-230	7.6A	CCW/CW	B

MOTORS

# FURNACE BLOWERS

<b>Part No.</b>	<b>Volts</b>	<b>Amps</b>	<b>HP</b>	<b>RPM</b>	<b>Type</b>	<b>Reference No.</b>
<b>AMANA (GOODMAN)</b>						
<b>A129</b>	115	1.95	1/20	3250	S.P.	7021-9064, 7021-9259
<b>PCI-A129</b>						RFB129
<b>A158</b>	115	0.7	1/25	3450	PSC	7062-3151, RFB158
<b>A160</b>	115	1.6	1/60	3000	S.P.	7002-2407, 7021-8252, RFB160
<b>A180</b>	115	1.8	1/30	3400	S.P.	2020601, 7021-9625
<b>A181</b>	115	1.5	-	3000	S.P.	20044403, 7058-0136
<b>ARMSTRONG (AIR EASE)</b>						
<b>66426K</b>	230	0.65	1/30	3000	S.P.	R06428D426, Kit w/ Pressure Switch
<b>RFB250</b>	208/230	0.7	1/30	3000	S.P.	42250-001, 7021-10126
<b>D9430</b>						
<b>66404</b>	120	1.20	1/30	3200	S.P.	40404-003, 117521-00
<b>A155</b>	115	1.4	1/30	3000	S.P.	7021-10046, 40425-2, 40425-3, RFB245
<b>A201</b>	208/230	0.65	1/30	3450	S.P.	41144-001, 7021-10055
<b>A202</b>	115	1.8	1/30	3400	S.P.	45037-001, 7021-10602, RFB547, 58W01
<b>A230</b>	115	0.8	1/20	-	PSC	41144-002, 7021-10055
<b>A240</b>	115	1.1	1/50	3000	S.P.	45037-001, 7021-10602
<b>BURNHAM</b>						
<b>66056</b>	115	1.0	1/15	3400	S.P.	6116056, 8116227, 8116233 Gaskets Included




# FURNACE BLOWERS

Part No.	Volts	Amps	HP	RPM	Type	Reference No.
<b>CARRIER (PAYNE)</b>						
65118	115	1.8/0.6	1/30	2800/2500	S.P	HC2IZE118, J238-150-15315
65230	230	0.8	28W	3000	S.P	48SS400626, HC24HE230
PCI4753*	115	1.7	65W	3200	S.P.	HC21ZE117, HC660005, EM4753
65569*	115	1.80	25 MHP	3000	S.P	HC2IZE117B, 318984-753, SM4753
65570	230	0.8	25 MHP	3000	S.P	HC24HE230
66649	230	0.5	1/16	3450	PSC	48GS400106, 48GS400649
66752	115	1.8	25 MHP	3200	PSC	310371-752
66753	115	1.7	65W	3200	S.P.	HC21ZE117, HC660005, EM4753 318984-753, RFB212
66755	115	0.55	40W	3300	PSC	309868755
320725-756	115	0.85	1/12	3300	PSC	1179081, 320725756
66756						
320725-757	115	0.85	58W	3300	PSC	320725757
66757						
320725-758	115	1.15	78W	3400	PSC	320725758, HC28CQ115
66758						
66761	115	0.63	10W	3000	S.P.	326628761 2-Speed
66762	115	1.06	17W	3000	S.P.	326628762 2-Speed
66763	115	1.32	24.7W	3000	S.P.	326628763 2-Speed
66765	115	0.9/0.48	25MHP	3200	S.P.	326628765 2-Speed
66815	230	0.48	1/16	3450	PSC	50GS406815, HC30GB232
*A65569BW Blower Wheel						
PCI-LA11AA005						


## COLEMAN (EVCON)

A088	115	1.3	1/25	3200	S.P.	Domback, York 7021-6759,
A156	115	1.1	1/35	3000	S.P.	7021-8935, RFB156



# FURNACE BLOWERS

<u>Part No.</u>	<u>Volts</u>	<u>Amps</u>	<u>HP</u>	<u>RPM</u>	<u>Type</u>	<u>Reference No.</u>
<b>COLEMAN (EVCON) (Continued)</b>						
<b>K629</b>	115	.67	1/85	2950	S.P.	7990-317P, 7102-2187
<b>65475</b>	115	0.4	1/150	3315	S.P.	373-19801-820, -821
<b>CONSOLIDATED</b>						
<b>A128</b>	115	0.9	-	3000	S.P.	7021-9064, 302065
<b>D959</b>	115	.9	-	3300	S.P.	401570, JA1P082
<b>DO960</b>	115	1.41	1/30	3300	S.P.	401450, JA1P090
<b>DUNKIRK</b>						
<b>82052</b>	115	1.0	1/45	3000	S.P.	433-00-510
<b>EXCEL</b>						
<b>A100</b>	115	1.50	1/45	3000	S.P.	20093603/B, 7058-0280
<b>GOODMAN (AMANA)</b>						
<b>RFB276</b>	115	1.4	1/30	3000	S.P.	0131M00002P Packard 66002
<b>RFB501</b>	115	2.8	1/16	3000	S.P.	22307501, 0171M00000, 7058-2108
<b>48331</b>	115	1.80	-	3200	S.P.	B4833000, XX-2233-A, B
<b>48332</b>	115	1.8/1.1	-	3200/2800	S.P.	B4833001, 5KSB46GF0003 2-Speed
<b>66000</b>	230	1.40	-	3000	S.P.	0131M0000PS
<b>66071</b>	120	2.80	-	3000	S.P.	0171M000000, 7058-2108
<b>66202</b>	115	1.16	56W	3000	PSC	0131M00003PS, B4059002S, B4059004S
<b>A065</b>	115	1.22	1/35	3000	S.P.	0131M00002P, 119276-00, 7058-1392 RFB276





# FURNACE BLOWERS

Part No.	Volts	Amps	HP	RPM	Type	Reference No.
<b>GOODMAN (Continued)</b>						
<b>A076</b>	115	0.5		3200/2000	S.P.	0271F0019, S, 171M00002, 7023-201, 420
<b>A077</b>	120	2.80	-	3000	S.P.	0717M00000, 0717M00001, 7058-2108, 2690
<b>A078</b>	230	1.40	-	3000	S.P.	0131G00000PS, 7058-2338
<b>PCI-A079</b>						026-32067-000, 70-21496-00, 03, 06
<b>A079</b>	115	1.1	1/50	3000	S.P.	B18590000, 7021-6804, 82843 7021-5004 74-70-21496-03, RH702149683
<b>A140</b>	115	1.4	1/50	3400	S.P.	B2833001S, 7021-9087, -9000, RFB140
<b>PCI-A157</b>						7002-2307, 7002-3219
<b>A157</b>	115	1.3	1/30	3000	S.P.	7002-2771, B1859005 , J238-11128
<b>66005</b>						RFB185, 7002-0229, RFB859
<b>A162</b>	208/230	0.5	1/50	3000	S.P.	B2959000S, 7021-8656, RFB162
<b>PCI-A182</b>	115	1.3	1/35	3125	S.P.	B4059000, 7002-3036, 3105
<b>A182</b>						RFB190
<b>A184</b>	115	1.55	1/35	3125	S.P.	B4059001, 7058-0229, B40590-35
<b>A185</b>	115	1.15	1/30	3000	S.P.	105854-04, -05, 7021-9316
<b>RFB483</b>	115	1.8	1/8	3200	S.P.	B4833000, B4833000S,
<b>A188</b>		1.6				7021-10958, 5KSB46GF0001
<b>A189</b>	115	1.50	1/24	-	S.P.	D9868620, 7021-7302
<b>A280</b>	115	1.50	1/25	3000	S.P.	D986868, 7021-7794
<b>A281</b>	115	0.90	1/40	-	S.P.	D6996405, 7021-8252
<b>A286</b>	208/230	0.6	1/35	3125	S.P.	11096904, 7021-9398
<b>A287</b>	115	1.15	1/25	3000	S.P.	10585405, 7021-9655



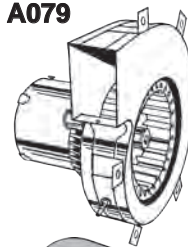
**A076**



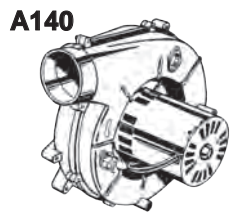
**A077**




**A078**



**A079**



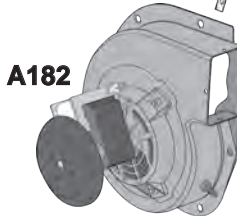
**A140**



**A157  
66005**



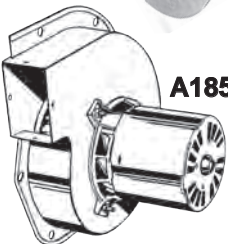
**A162**



**A182**



**A184**



**A185**



**A189,  
A280**




**A281,  
A286,  
A287**

**RFB483, A188**

MOTORS


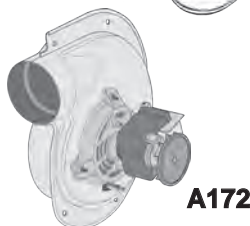

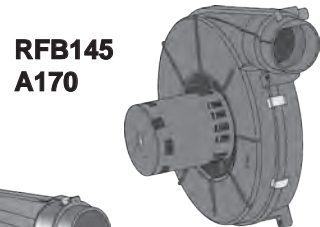
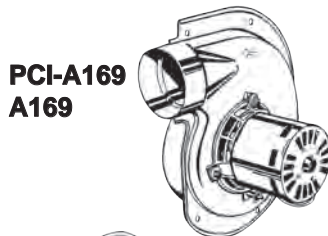

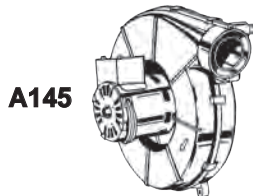
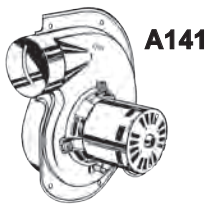
# FURNACE BLOWERS

<u>Part No.</u>	<u>Volts</u>	<u>Amps</u>	<u>HP</u>	<u>RPM</u>	<u>Type</u>	<u>Reference No.</u>
<b>GOODMAN (Continued)</b>						
<b>A282</b>	220	0.45	1/60	-	S.P.	B1859505, 7021-8448
<b>A284</b>	208/240	0.5	1/30	-	S.P.	D9886202, 7021-9227
<b>A285</b>	115	1.40	1/30	3250	S.P.	B2833002, 7021-9236
<b>A290</b>	115	0.70	1/20	3200	PSC	20245903, 7062-5015 2-Seed 3200/2400
<b>0131M00121 66121</b>	230	0.33	1/50	3000	PSC	0131M00121SP, 10552, 66121
<b>INTERCITY PRODUCTS (ICP)</b>						
<b>RFB433</b>	115	1.5	1/35	3000	S.P.	1014433, 1014529, Packard 66529
<b>RFB383 66833 A051</b>	115	1.6	1/26	3000	S.P.	7021-7700, 7021-8735, 7021-8736, 7021-9335, 7021-9918, 7021-9744, 1708607, 1010238P, 1010324, 1013833, J238-13933
<b>RFB330 A067 66338</b>	115	2.4	1/25	3000	S.P.	1172823, 330701-701, 329148-701 1013915, 1014338, 119255-00, 7058-1404
<b>A064</b>	115	0.7	1/55	3150	S.P.	610672, 7021-5043, 7021-7102 RFB672
<b>PCI-A134 A134</b>	115	1.5	1/25	3060	S.P.	1010975, 1013833, 7021-9335, 7021-8735, 7021-9499, RFB134



# FURNACE BLOWERS


<u>Part No.</u>	<u>Volts</u>	<u>Amps</u>	<u>HP</u>	<u>RPM</u>	<u>Type</u>	<u>Reference No.</u>
<b>INTERCITY PRODUCTS (ICP) (Continued)</b>						
<b>A141</b>	115	1.0	1/30	3000	S.P.	1094073, 1094074, RFB141, 7021-8741,
<b>A145</b>	115	0.7	-	3450	PSC	7062-4061, 7021-4061, 7021-10299 RFB145
<b>PCI-1054268</b>	208/230	0.46	1/50	3000	S.P.	7021-7617, 7021-9237, 9446 1054268, RFB268
<b>PCI-A151</b>	230	0.4	1/50	3200	S.P.	KEEPRITE ROOF TOP RGA, RGAA, HQ1050144, RFB105
<b>PCI-A169</b>	230	0.75	-	2800	S.P.	1110008, 1085571P, RFB571 7021-10048, 7021-10580
<b>A170</b>	115	2.3	1/25	3450	PSC	1009924, 1009518, 1010527, 1010312, 1164280, AIRCO, COMFORTMAKER, HEIL, KEEPRITE, TEMPSTAR, 7021-8918, 7021-10299
<b>RFB145</b>	115	0.7	1/25	3450	PSC	1011412, 1010491, 7062-4783
<b>A172</b>	115	1.6	1/35	3000	S.P.	1010975, 1013833, 7002-2633 7002-2792
<b>PCI-A173</b>	115	0.8	1/18	3450	PSC	1150474, 1011350, 1000814, 1001371, 7062-4832, RFB350 7062-4578, 7062-4785,



MOTORS

# FURNACE BLOWERS

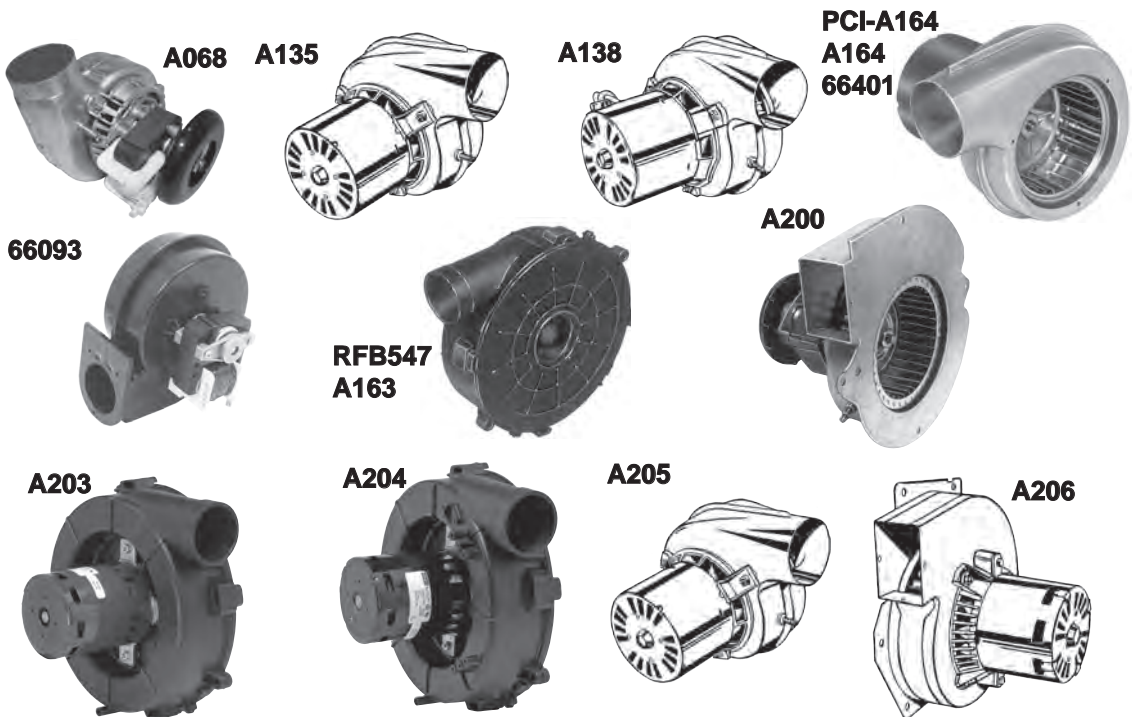
<b>Part No.</b>	<b>Volts</b>	<b>Amps</b>	<b>HP</b>	<b>RPM</b>	<b>Type</b>	<b>Reference No.</b>
<b>INTERCITY PRODUCTS (ICP) (Continued)</b>						
<b>A174</b>	115	0.8	1/100	2350	S.P.	1010239, 7021-9188
<b>A175</b>	115	1.0	1/40	3300	S.P.	1708-600P, 7002-1891, 7002-1957
<b>A176</b>	115	2.2	1/25	-	S.P.	1011899, 7002-2946
<b>A178</b>	115	1.8	1/30	-	S.P.	1013188, 1012002, 7021-10928
<b>PCI-A179</b>	115	0.9	1/50	3000	S.P.	CUGE, CPGE, CULE, MGH
<b>A179</b>	115					1006168P, 7021-8693, RFB68
<b>A301</b>	115	0.8	1/100	-	S.P.	1010239P, 1094073, 7021-9498
<b>A306</b>	208/230	0.3	1/30	2-Spd	PSC	1097245, 7062-4532 2-SPD 3350/2900 RFB107
<b>A307</b>	115	0.7	1/24	3450	PSC	1149097, 1008416, 1148361, 7062-2714, RFB114
<b>A320</b>	115	0.8	1/60	3000	S.P.	7021-9646, 101154-01, 7021-9466
<b>A983</b>	115	1.5	-	3000	S.P.	119290-000, 1014433, 1014529
<b>A985</b>	115	2.4	-	3000	S.P.	17058-1124, 330701-701FA, 1172823
<b>RFB824</b>	115	2.6	-	3000	S.P.	7021-112429, 1172824
<b>66420</b>	230	0.43	1/16	2447	PSC	1178420 2.5µF Capacitor Required





# FURNACE BLOWERS



<u>Part No.</u>	<u>Volts</u>	<u>Amps</u>	<u>HP</u>	<u>RPM</u>	<u>Type</u>	<u>Reference No.</u>
<b>LENNOX (ARMSTRONG)</b>						
<b>A068</b>	120	1.15	1/60	3000	S.P.	88K8401, 3528-8171, 7058-1405
<b>A135</b>	120	0.7	-	3000	S.P.	33J4101P, 7021-8812, 7021-8819 RFB135
<b>A138</b>	120	0.7			S.P.	7021-8657, 7021-8825, 2038101 RFB138
<b>RFB547</b> <b>A163</b>	115	1.8	1/20	3400	S.P.	G26 HIGH EFF. SERIES RES: 68K21, GASKETS INCLUDED, 116547-07 7021-10721, 7021-9450, 7021-10302 67K0401, UE JB1N062N
<b>PCI-A164</b> <b>A164</b> <b>66401</b>	120	0.8	1/60	2800	S.P.	10K5301, 27K5201, 43K4101, 7021-9593, 7021-9640, 7021-9657 J238-087-8171, 67M5401, RFB164
<b>66093</b>	120	0.43	-	3000	S.P.	80C93
<b>A200</b>	115	1.95	1/30	3000	S.P.	31L5501, 99M6301, 7002-2975, 66501
<b>A203</b>	115	1.8	1/20	3400	S.P.	49L5301, 7021-10841
<b>A204</b>	115	1.8	1/20	3400	S.P.	83L4101, 7021-11406
<b>A205</b>	120	0.7	1/20	3000	S.P.	T6-2118, 19J0401, 7021-8372, -9001
<b>PCI-A206</b> <b>A206</b> <b>66300</b>	115	1.5	1/25	3300	S.P.	20J8901, 7021-8473, 7021-8983 7021-8963



MOTORS

# FURNACE BLOWERS

<b>Part No.</b>	<b>Volts</b>	<b>Amps</b>	<b>HP</b>	<b>RPM</b>	<b>Type</b>	<b>Reference No.</b>
<b>LENNOX (Continued)</b>						
<b>A207</b>	115	1.75	1/28	3000	S.P.	60M7901, 7058-0217
<b>A208</b>	115	1.75	1/28	3000	S.P.	60M8101, 7058-0322
<b>A209</b>	115	0.80	1/20	2-Spd	PSC	38M5001, 7062-5441 3200/2800RPM
<b>A210</b>	115	1.70	1/30	3000	S.P.	18M6701, 27M1301, 7021-11063
<b>A211</b>	115	2.35	1/15	3400	S.P.	81M1601, 7021-11634
<b>A213</b>	115	2.1	1/25	3200	S.P.	18L0401, 7021-10376
<b>PCI-A217</b>	230	0.83	1/16	3000	S.P.	25M5501, 7021-11231
<b>A217</b>						
<b>A219</b>	120	0.70	1/65	3000	S.P.	88J3901, 7021-9262
<b>A242</b>	115	1.36	1/50	3400	S.P.	83L4101, 7021-11406
<b>A244</b>	208/230	0.85	1/20	3300	S.P.	20J8901, 7021-8473, -8983
<b>A248</b>	120	1.2	-	3250	S.P.	103014-03, 74W55, 70581847, 1848



# FURNACE BLOWERS

Part No.	Volts	Amps	HP	RPM	Type Reference No.
<b>LENNOX (Continued)</b>					
A249	115	2.35	-	3400	S.P. 103618-01, -03, 93W13, 70212686
A252	115	0.65/.3	-	3200/2800	PSC. 103274-01, -03, 81W45, 70625985
A253	120	.24/.13	-	3300/2200	PSC. 1020701-01, 70626177
A322	120	1.10	1/70	3000	S.P. 83L8201, 24L0101, 7021-9884
PCI-A324 A324	208/230	0.50	1/12	3200	PSC. 28G6601, 7062-1909, JF1E021 RFB101
A325	208/230	0.60	1/10	3200	PSC. 98G8701, 7062-2845, 7062-4751
A330	208/230	0.55	1/12	3200	PSC. 97J8201, 7062-5546, 7062-4517 7062-4608, 7062-4083, 69M3301
A331	460	0.38	1/10	3200	PSC. 97J8101, 7062-5554, 7062-4051 7062-4518, 69M3201
<b>OLSEN, AIRCO</b>					
RFB200	115	1.8	1/24	3200	S.P. HCS-2 HIGH EFF. 60, 75, 81, 90 Right Hand Discharge Residential: 20082, 11051403, 117592-00
RFB181	115	1.2	1/22	3320	S.P. HCS-2 HIGH EFF. 60, 75, 81, 90 Left Hand Discharge Residential: 18102, 117591-00

A249

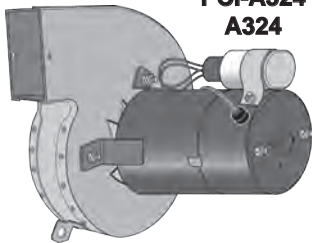


A252

A253



PCI-A324  
A324



A322



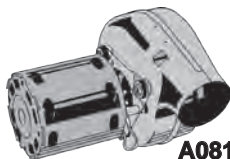
A325



A330  
A331



RFB181



A081



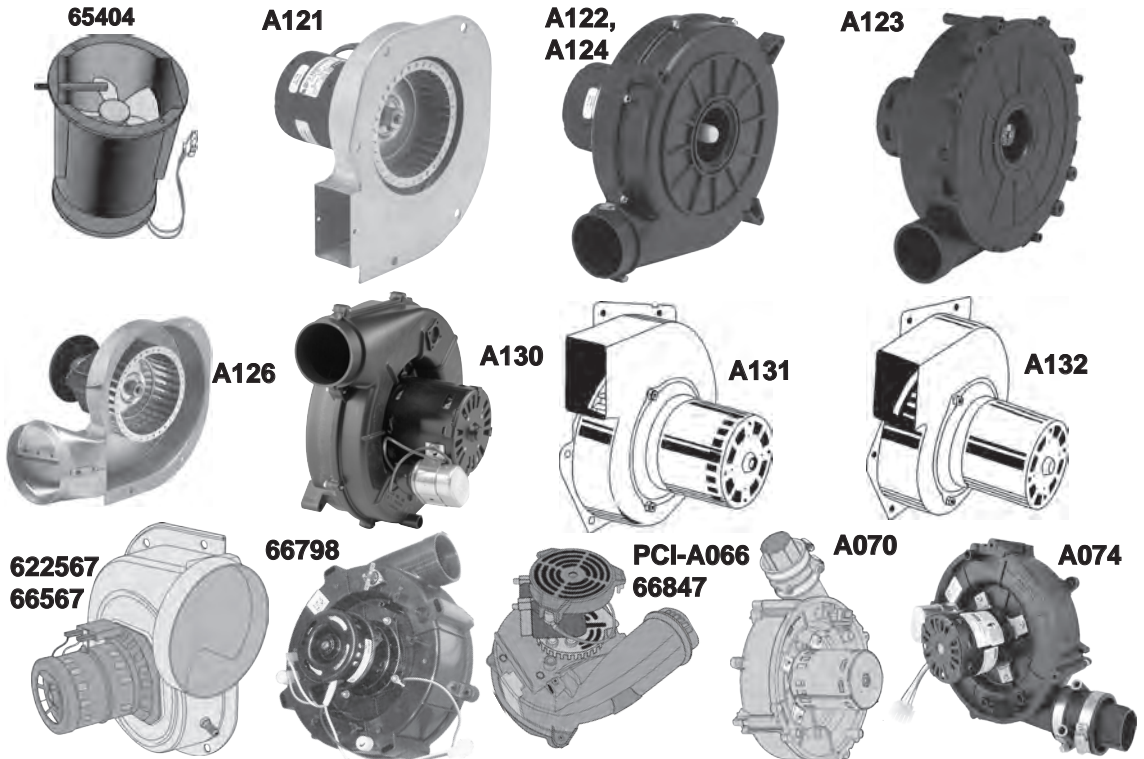
RFB200



MOTORS

# FURNACE BLOWERS

Part No.	Volts	Amps	HP	RPM	Type	Reference No.
<b>NORDYNE (INTERTHERM, MILLER)</b>						
<b>65404</b>	115	0.3	1/100	3000	S.P.	903404, All M1 Models, SM3404
<b>A121</b>	240	0.51	1/45	3000	S.P.	6217930, 7021-10381
<b>A122</b>	115	1.75	1/17	3000	S.P.	6219490, 7021-11227
<b>A123</b>	115	1.95	1/18	3300	S.P.	622064, 7021-11385
<b>A124</b>	115	1.75	1/15	3000	S.P.	6219290, 7021-11379
<b>A126</b>	115	1.80	1/45	3000	S.P.	6219500, 7002-3158
<b>A130</b>	115	0.7	1/20	3450	PSC	7062-4159, 7062-4639 9457, RFB130
<b>A131</b>	115	1.1	1/50	3000	S.P.	7021-9132, 7021-9661 9454
<b>A132</b>	115	1.1	1/50	3000	S.P.	7021-7975 9436-AOS
<b>622567</b> <b>66567</b>	115	0.43	1/33	3000	PSC	904999, 66567, 105556
<b>66798</b>	115	0.46	1/31	3300	S.P.	1003441, 904798, 622302
<b>RHEEM (RUDD, WEATHERKING)</b>						
<b>PCI-A066</b> <b>A066</b> <b>66847</b>	120	1.27	1/30	3000	S.P.	70-24157-03, 117847-00, 117104-01 117104-08, 70-24157-03, 7058-1406, 70-22162-81, 7062-2615, RFB241
<b>A070</b>	115	2.35	-	3400	S.P.	70-104157-02, 72112572
<b>A074</b>	115	0.5	-	3300	PSC	70-104157-03, 7062-6337

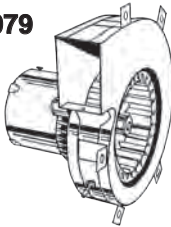




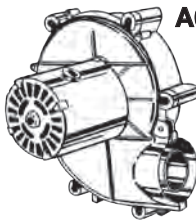
# FURNACE BLOWERS

Part No.	Volts	Amps	HP	RPM	Type	Reference No.
<b>RHEEM (RUDD, WEATHERKING) (Continued)</b>						
<b>PCI-A079 A079</b>	115	1.1	1/50	3000	S.P.	74-70-21496-03-01, JA1M106, 74-70-21504-03-04, JA1M137, 577
<b>A086</b>	115	1.3	-	3200	S.P.	70-21876-01, JA1N065, 7021-5853, JA1N062, 7021-5990, JA1N069
<b>PCI-A090 A090</b>	115	1.3	1/50	3000	S.P.	70-21496-01, 7021-5239, JA1M102, 7021-5715, 9438-AOS, RFB090
<b>A136</b>	115	0.75	1/20	3450	PSC	70-24033-01, 7062-3861, RFB136
<b>A139</b>	115	0.95	-	3000	S.P.	7062-7577, 7021-7577, RFB139
<b>A142B</b>	115	0.7	-	3450	PSC	7062-1881, 7062-2615, 7026-1881 70-22165-81, Ball Bearing
<b>PCI-7021-11559</b>						70-23586-01, -81,
<b>A241 82641</b>	208/230	0.62	1/25	3200	S.P. PSC	70-23641-01, -81, 7021-9567 70-23563-02
<b>A245</b>	208/230	.95/.85	1/15	3000	S.P.	70-42278-01, -02, 7021-7490
<b>A246</b>	115	0.85	1/20	3400	PSC	70-24206-01, 7062-3925, 2-Spd
<b>A247</b>	115	0.95	1/40	3250	PSC	70-100612-01, 7062-5519 2-Spd
<b>K628</b>	208/230	0.25	-	3000	S.P.	51-21964-01, -11, 7102-0628, -2163

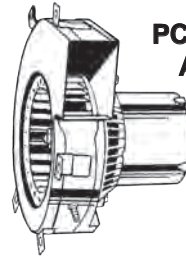
**PCI-A079**



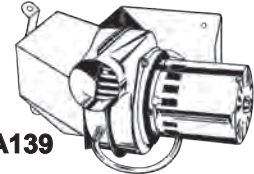
**A086**




**PCI-A090  
A090**



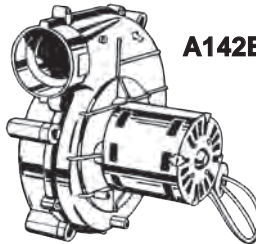
**A139**



**A136**



**A142B**



**PCI-7021-11559  
A241  
82641**



**A245**



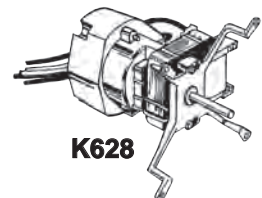
**A246**



**A247**




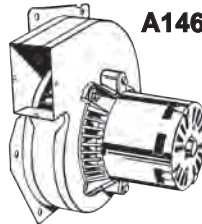
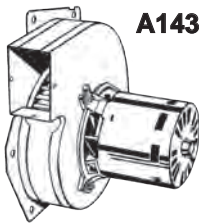
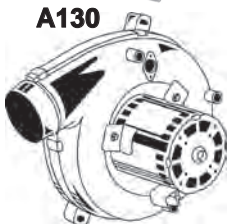
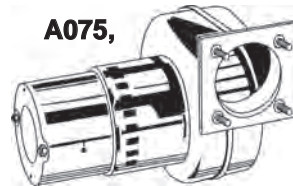
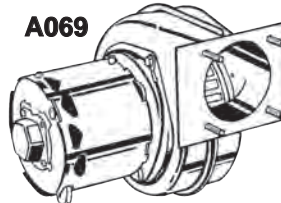
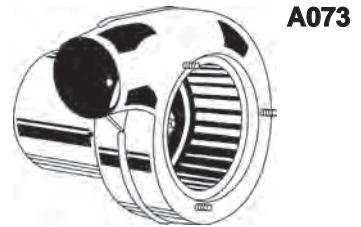

**K628**



MOTORS

# FURNACE BLOWERS


<u>Part No.</u>	<u>Volts</u>	<u>Amps</u>	<u>HP</u>	<u>RPM</u>	<u>Type</u>	<u>Reference No.</u>
<b>RHEEM (RUDD, WEATHERKING) (Continued)</b>						
<b>66181</b>	115	0.92	-	3300	S.P.	70-102691-81, 7062-6268
<b>66781</b>	115	0.60	1/50	3000	S.P.	70-101087-01, -81, 7021-11559
<b>TAPPAN</b>						
<b>A073</b>	115/230	0.8/0.5	-	3200	S.P.	Janitrol, SJC, Arkla, 7021-6909 8251560133, 829932, HQ601073
<b>TRANE</b>						
<b>66311</b>	208/2300.21/0.16	-		2800	PSC	D965130P01, BLW1311 (2 SPD)
<b>A069</b>	208/240	0.5	1/70	3000	S.P.	38040252, 82252, 7021-10259 7021-6682, JA1C158
<b>A075</b>	230	0.4	-	3000	S.P.	38050005, 7021-6681, 7021-10261 JB1C061 Ball Bearing with Switch
<b>A130</b>	115	0.7	1/20	3450	PSC	6216130, 6217010, 7062-3956, 7021-4004, 7062-3616, RFB130
<b>A143</b>	115	0.95	1/50	3000	S.P.	X38040305010, X38040305017 7021-8428, 7021-8013, 7021-8924, 7021-9639, 7021-9055, 7002-2558; Jakel J238-138-1344, 66787, RFB143
<b>A146</b>	115	1.0/0.35	-	3000	S.P.	X38040276047, 7021-7986 (2 SPD)
<b>PCI-A150</b>						X38080029010
<b>A150</b>	208/230	0.5	1/35	3000	S.P.	7021-7833, 7021-8928 7021-10286, 82253, RFB150



# FURNACE BLOWERS

<u>Part No.</u>	<u>Volts</u>	<u>Amps</u>	<u>HP</u>	<u>RPM</u>	<u>Type</u>	<u>Reference No.</u>
<b>TRANE (Continued)</b>						
<b>A191</b>	208-230	0.8	1/15	3000	S.P.	X38040251017, 7021-6683
<b>A192</b>	115	1	1/40	3000	S.P.	X38040253057, 7021-8569
<b>A193</b>	208-230	0.5	1/35	3480	S.P.	X38040050010, 7021-8591
<b>A194*</b>	115	1	1/80	3000	S.P.	X38020420017, 7021-9561 2-Speed
<b>A195</b>	115	1.75	1/16	-	S.P.	D342094P03, 7021-11543
<b>A196</b>	115	1.35	1/25	3200	S.P.	D342094P02, 7021-11544
<b>A197</b>	33-110	1		1500-4700	3-Ph.	D342097P01, 7092-0238 Variable HP
<b>A198</b>	115	1.75	1/45	-	S.P.	D342077P01, 7058-0259
<b>A228</b>	115	2.0	1/25	3000	S.P.	D342097P01, 7092-0238
<b>A260</b>	115	1.00	1/45	3250	S.P.	D342077P03, 7058-0261
<b>A264*</b>	115	0.75	1/120	3000	S.P.	D342078P01, 7002-3443
<b>A267*</b>	115	1.40	1/125	3000	S.P.	D342078P05, 7002-3446
<b>A268*</b>	115	1.40	1/45	3000	S.P.	D342078P06, 7002-3447
<b>A269</b>	208/230	0.60	1/35	3000	S.P.	X38040363010, 7021-11054
<b>A270*</b>	208/230	0.56	1/15	3350	PSC	X38040369010, 7062-5033
<b>PCI-A271*</b>	208/230	0.62	1/18	3500	PSC	X38040308-01, 7062-3969
<b>A271</b>						
<b>PCI-A272*</b>	208/230	0.65	1/12	-	PSC	X38040309-01, 7062-3971
<b>A272</b>						
<b>A273*</b>	208/230	0.62	1/8	3500	PSC	X38040310-01, 7062-3972 RFB310
<b>A274</b>	208/230	0.28	1/24	3500	PSC	X38040311-01, 7062-3973


\* 2-Speed



# FURNACE BLOWERS

<u>Part No.</u>	<u>Volts</u>	<u>Amps</u>	<u>HP</u>	<u>RPM</u>	<u>Type</u>	<u>Reference No.</u>
<b>TRANE (Continued)</b>						
<b>A276</b>	115	1.00	1/55	3000	S.P.	D330757P01, 7021-9011
<b>A277*</b>	115	0.6/0.36	-	3300/2600	PSC.	D345183P01, 70626400, BLWO1401
<b>A360*</b>	115	1.00	1/25	-	S.P.	D341095P01, 7002-2532
<b>RFB337</b>	115	1.3	1/30	3100	S.P.	D330787P01, 7021-10281, 7002-2558
<b>A361*</b>	115	1.6	1/42	3000	S.P.	7021-10291, 7021-8013, 7021-9055, J238-1344, BLW473, D330809P01, 21D340125, 21D330673,
<b>A362</b>	115	1.60	1/42	-	S.P.	D341663P05, 7002-2273
<b>A368*</b>	115	0.80	1/20	-	PSC	D340623P01, 7062-3782
<b>A369*</b>	208/230	0.34	-	-	PSC	C663946P01, 7062-3915
<b>A370*</b>	208/230	0.18	1/100	2920	PSC	C664099P01, 7062-3918
<b>A373</b>	208/230	0.60	1/35	-	S.P.	C665662P01, 7021-9396
<b>BLW01321</b>	115	0.215	-	2543	PSC	D344253P02, Y3L248A516
<b>66362*</b>	115	1/0.35	1/100	3000	S.P.	BLW00362, 7021-8925
<b>82057</b>	115	1.0	1/40	3000	S.P.	X38040253057, 7021-8569
<b>WILLIAMSON</b>						
<b>A080</b>	115	1.1	1/45	3000	S.P.	7021-5510, 02-568, RFB568
<b>A118</b>	115	1.8	1/15	3000	S.P.	100,000 BTU furnaces, 7021-6999,7021-7042, RFB118

\* 2-Speed






# DRAFT INDUCERS & BLOWERS

<u>Part No.</u>	<u>Volts</u>	<u>Amps</u>	<u>HP</u>	<u>RPM</u>	<u>Type</u>	<u>Reference No.</u>
<b>YORK (GUARDIAN)</b>						
<b>A063</b>	230	0.6	1/56	3000	S.P.	2622239, 7021-4314, JB1C071, JB1C072, RFB63
<b>A083</b>	230	0.8	1/60	3000	S.P.	026-16323-0000, 026-16323-0001 026-20224-0000, 026-20224-0700, 7021-1373, 7021-8580, 7021-10265, JB1C029 Ball Bearing with Switch, RFB5
<b>A137</b>	115	0.7	1/25	3450	PSC	024-25007-000, 024-25007-700 024-25057-000 7062-2442, 7062-3958, 7062-3342, RFB137
<b>A144</b>	208/230	0.5	-	3000	S.P.	024-24115-014, 024-24115-017, 026-29599-700, 7021-6770, 7021-9912 RFB144
<b>A154</b>	115	1.2	-	3000	S.P.	024-27519-000, 7021-9428, 7021-10300 RFB154
<b>A165</b> <b>RFB165</b>	115	0.7	1/25	3450	PSC	York Furnace P3-URB High Eff. Blower 024-25960-000, Coleman 2940391P, 7062-3958
<b>A168</b>	115	0.7	-	3450	PSC	20000101, 7062-1881, 7062-5019, RFB540
<b>A221*</b>	208/230	0.55	1/40	3000	S.P.	026-30614-700, 7021-6991, 7021-8318

\* Impeller Looks Backwards, Designed That Way.



MOTORS

# DRAFT INDUCERS & BLOWERS

<u>Part No.</u>	<u>Volts</u>	<u>Amps</u>	<u>HP</u>	<u>RPM</u>	<u>Type</u>	<u>Reference No.</u>
<b>YORK (GUARDIAN) (Continued)</b>						
<b>A222</b> <b>66067</b>	115	1.05	1/35	3000	S.P.	026-32067-700, 7021-7481, 7021-8317 326-32067-000
<b>A223</b> <b>82999</b>	208/230	0.64	1/30	3200	S.P.	026-33999-001, 7021-9656, 7021-10096
<b>A225</b>	115	2.25	1/15	3200	S.P.	024-34558-000, 17503, 7021-11577
<b>A226</b>	115	1.70	1/35	3000	S.P.	024-34490-000, 17500, 7058-0266
<b>A227</b>	115	0.7	1/25	3450	PSC	024-27641-000, 7062-4708
<b>A229</b>	115	1.75	1/25	3000	S.P.	024-32052-000, 17499, 7058-0267
<b>A234</b>	208/230	0.50	1/12	3200	PSC	026-39532-000, 102529, 7062-5155
<b>A235</b>	115	2.63	-	3000	S.P.	026-49692-00, 5445339, 70582743
<b>A236*</b>	115	0.56	2-Spd	3300	PSC	026-45494-000, 438144, 70626007
<b>A238</b>	115	1.06	-	2750	S.P.	026-42549-000, 5426425, 70581018
<b>A239</b>	115	0.7	-	2750	S.P.	026-49696-000, 5426426, 70581002
<b>A984</b>	115	1.63	-	3000	S.P.	341449, 7058-2721

\* 2 Speed



# FLUE EXHAUST MOTORS

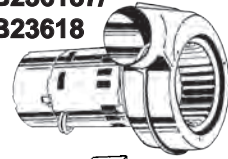
**Part No. Volts Amps HP RPM Type Reference No.**

**UNIVERSAL (with Switch RFB5)**

**B23617 115/2300.9/0.4 1/55 3100 S.P. Sleeve Bearing**

**B23618 115/2300.9/0.4 1/55 3100 S.P. Ball Bearing**

**B236187/  
B23618**



**Part No. View Amps Shaft Dia. Shaft Length Rotation Bearing**

**115 VOLTS 2 POLE 3000 RPM**

**D408 B .48 1/4\* 1.5 CW Slv.**

**D1179+ D 1.5 5/16 2 1/8 CW Slv.**

**D1180+ D 1.9 5/16 2 1/8 CW Slv.**

+ Does not use centrifugal switch. \* Uses Blower Wheel # 1-6141

**DUAL VOLTAGE 115V-230V 3000 RPM**

**D456 A 2.0-1.0 1/4 2.0 CW Ball**

**D457 A 2.0-1.0 1/4 2.0 CCW Ball**

**115 VOLTS 4 POLE 1550 RPM**

**D9623 B 0.8 5/16 2.5 CCW Slv.**

**230 VOLTS 3000 RPM**


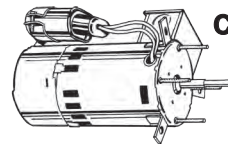

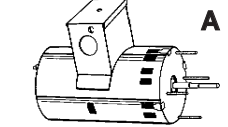
**82018 B 0.78 - - CCWSE Ball**

**Permanent Split Capacitor (Included) • Ball Bearing • 3000 RPM Reversible**

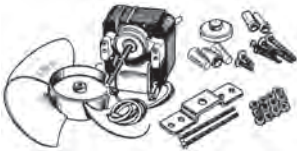
**Volts Part No. View Amps Shaft Dia. Shaft Length Rot.**

**115 D410 C 1.5 1/4\* 2.6 Rev**

**230 D412 C .65 1/4\* 2.6 Rev**



## UTILITY FAN MOTORS FOR MANY APPLICATIONS



Fan Motors for Commercial & Domestic use. Range Hoods - Forced Air Furnaces - Humidifier, ec. All Motors are Designed for Both CW & CCW Operation & Can be Mounted Either Horizontally or Vertically. 50/60Hz Impedance Protected

**EM670 & EM675 are Truck Stock Recommended**

Part No.	Volts	Speeds	Stack	Shaft Length	Shaft Dia.	Fan Blades & Hardware	Hardware Only
EM670	120	1	5/8	1 1/4	3/16	X	
EM672	240	1	5/8	1 1/4	3/16	X	
EM673	120	2	5/8	1 1/4	3/16	X	
EM675	120/240	1	1	2 3/8	3/16	X	
EM686•	120	1	5/8	1 1/4	3/16		X
EM687•	120/240	1	1 1/8	2 3/8	3/16	X	
EM688•	120	1	1 1/8	1 1/2	3/16		X

• BALL BEARING

**Actual Shaft Sizes**

**7/32" 3/16"**

Part No.	Shaft	Stack	Notes:
VFM100	1 1/4" X 7/32"	7/8"	Nutone 65878 & 50 CFM vent fans (Includes fan blade)
VFM101	1 1/8" X 7/32"	7/8"	Nutone 52367 & 2 speed vent fans CWSE
VFM103	1 1/4" X 7/32"	3/4"	Nutone 63675 models 9605N & 9665N
VFM105	1 1/8" X 7/32"	7/8"	Nutone C27987-2 model M9T CCWSE (65094)
VFM106	2 3/8" X 7/32"	3/4"	Nutone C68626 models 9425F, 9145F, 9415A, 9424A

# FIREPLACE BLOWER SYSTEM

## FIREPLACE BLOWER SYSTEM 115 Volt, 3000 rpm



### B160

Designed to enhance heat output from home fireplaces. Factory installed junction box. Features a variable speed control & a temperature sensor switch to turn the blower on and off automatically. 1.56 amp • 1/60 Hp

---

## CENTRIFUGAL BLOWER

### A120

Designed to be used in gas stove & gas fireplace 120V/1.1 Amp

- 2 Speed Aladin Steel 230-1460



---

## Universal Fireplace Fan Replacement

- Fan: 2-speed
- 3000 RPM (mounting brackets fit 5.83" B.C.D.)
- 1/2" Stack
- 0.6 Amps
- CWSE
- 120 Volts
- \* 100 CFM

Replaces: J574, C574A, AMIYC8062-1BE-130

### C574A



## Majestic, Vermont Casting, CFM Blower

- 50 Watts
- 1250 RPM
- 12.9" x 4.3" x 3.6"
- 0.86 Amps
- CW
- Blade: 2.6" x 9.4"
- 115 Volts
- 130 CFM

Replaces: CFM-FA20, FK24, RHE32, Lennox 18L46, Majestic HE30, HE32, Travis (Gas)

### FK24A

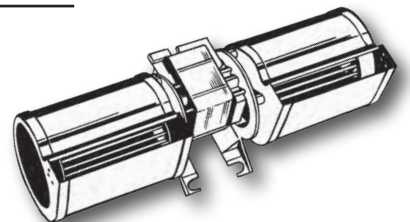
---

## Heat-N-Glo Blower

- 53 Watts
- 2400 RPM
- 12.8" x 4.6" x 4.3"
- 0.92Amps
- CCW
- Blade: 3" x 4"
- 115 Volts
- 125 CFM

Replaces: GFK-160A, Fasco 7002-1241, A133, RFB168

### GFK160A






# BROAN MOTORS



**86322000**



**(50933)  
S86933000**



**S97008584**



**S99080605**



**S97010254**




**S97011222**



**S97012248**



**S99080152**



**(82048)  
S97008342**



**S99080176**



**S99080178**



**S99080180**



**S99080181**



**S99080448**



**S99080481**



**S99080482**




**S99080483**

<b>Model</b>	<b>Type</b>	<b>Part No.</b>	<b>Model</b>	<b>Type</b>	<b>Part No.</b>
162	Exhaust Fan	S97010254	420000	Range Hood	S97011222
164	Exhaust Fan	S97010254	12C	Wall Fan	S99080181
315, 317	Exhaust Fan	S97008342	8663RP	Exhaust Fan	86933000
361	Exhaust Fan	S97008584	8664RP	Exhaust Fan	86933000
363	Exhaust Fan	S99080152	8673RP	Exhaust Fan	86933000
365	Exhaust Fan	S99080178	L100	Exhaust Fan	S99080481
383	Exhaust Fan	S99080152	L150	Exhaust Fan	S99080482
505	Exhaust Fan	S99080176	L200	Exhaust Fan	S99080483
507	Exhaust Fan	S99080176	L300	Exhaust Fan	S99080485
509	Wall Fan	S99080180	QT100	Exhaust Fan	86322000
695	Exhaust Fan	99080605	QT2000	Range Hood	S99080667
696	Exhaust Fan	99080605	RL61000	Range Hood	S97012248
340000	Range Hood	S97012248	RL63000	Range Hood	S97012248
360000	Range Hood	S97011222	S80UL	Exhaust Fan	S99080448
400000	Range Hood	S97012248	S80U	Exhaust Fan	S99080448
410000	Range Hood	S97012248	WA65000	Range Hood	S99080667



**S99080485**




**S99080667**

MOTORS

# VENTILATION MOTORS

**Exhaust Fan Assembly For Broan - NuTone**  
 Thermally Protected, Open Enclosure, Ball Bearing



**PCP50695 for QT80 Series**

1/75HP, 115V 60Hz, 1550RPM, 0.9A, CWSE  
 Replaces 0695B000, 86323000, 40695, 50695

**PCP50696 for QT90, QT100 & QT110 Series**

1/75HP, 115V 60Hz, 1550RPM, 1.2A, CWSE  
 Replaces 0696B000, 86322000, 50696



**65110K**

- 1/2" Stack • 0.41 Amp
- Used in many mobile homes
- Includes 6 1/2" fan blade
- Splined Shaft • CW Shaft End



**65894K**

- 3/4" Stack • 0.90 Amp
- Replaces Nutone 89423-000




**82423K**

- 1/2" Stack • 0.53 Amp
- Repl. Nutone 82229, K5894

**97009316/  
97009317**

**5" MOTORS FOR ROOF TOP VENTILATORS**



H.P.	Amps	Length	Shaft Size	Rot.	Speed	Part No.
<b>1050 RPM • Shaded Pole Air-Over • 115 VOLT</b>						
1/10	3.4	2 1/4"	1/2 X 3	CW	1	<b>97009316*</b>
1/8	4.3	2 1/2"	1/2 X 2 1/2"	CW	1	<b>97009317</b>
<b>* Popular White Ventilator Motor Matching Blade: 97006971</b>						
<b>1800/1200 RPM • 115 V • 48 Frame • Drip Proof</b>						
1/3-1/9	5.3-2.9	6 1/4"	1/2 X 1.56	CW	2	<b>B402</b>



**B402**

**97006971**


**GREENHECK MOTORS 115V**



**90145  
90198**



**90153**



**90038  
90955**

Part No.	Greenheck	Dia	HP	Amps	RPM	Rot.	Bearing	Type
<b>90145</b>	310145	3.3	8W	1.15	950	CWSE	Sleeve	SP
<b>90198</b>	310198	3.3	1/40	1.8	1050	CWSE	Sleeve	SP
<b>90153</b>	309153	48/56	1/4	4.6	1725	CCWLE	Ball	SP
<b>90955</b>	314955	3.3	5W	0.19	700	CWSE	Ball	PSC
<b>90038</b>	315038	3.3	3W	0.15	675	CWSE	Ball	PSC

# VENTILATION MOTORS

Kit Includes:

Auto O'Load • Open Vent  
1 Speed • 60 Hz. • 42 Frame  
Sleeve Bearing • Single Shaft  
CW Shaft End Motor

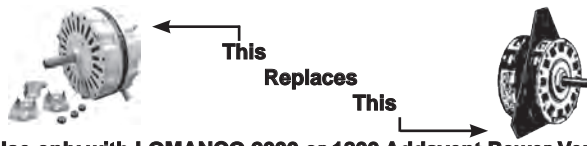
3 Mounting Lugs  
3 Nylon Lock Nuts

Replaces:

Model AO416B2059  
Model AO510B2389  
Model AO510B2497

## SHADED POLE ROOFTOP VENTILATOR MOTOR

LOMANCO



Use only with LOMANCO 2000 or 1800 Addavent Power Ventilators

Stock No.	HP	RPM	Volts	Amps	"A"	"B"	"C"	Rotation
70059	1/10	1100/1	115	4.40	3.43"	1/2"	1.68"	CW


## LOREN COOK GEMINI MOTOR REPLACEMENTS

115V • Sleeve Bearings • Open Enclosure • CWSE Rotation




Part No.	HP	RPM/		Type	Shaft	Length	Dia.	Replaces
		Speeds	Amps					
90220	1/114	1500/2	0.75	SP	3/8 x 2 3/4	2 3/8	4.4	220, 615053A
90254	5W	1550/2	0.40	PSC	3/8 x 2 3/4	2 3/8	3.3	615254
90255	15W	1550/2	0.25	PSC	3/8 x 2 3/4	2 3/8	3.3	615255
90320	1/16	1500/2	2.20	SP	3/8 x 2 1/2	2 3/8	4.4	320/340, 615054A
90420	1/23	1500/1	1.50	SP	3/8 x 2 3/4	2 3/8	4.4	420
90520	1/16	1200/1	1.50	PSC	3/8 x 2 3/4	3	5.12	520, 615056A
90620	1/11	1500/2	4.60	SP	1/2 x 6 1/4	3	4.4	620/640, 615057A
90720	1/4	1625/2	3.90	PSC	1/2 x 6 1/4	3 3/8	5.12	720, 615058A
90E2A	1/4	1600/2	3.90	PSC	1/2 x 6 1/4	3 3/8	5.12	720


90220  
90320  
90420



90254  
90255



90620  
90720



90E2A



## FOR PENN VENTILATOR

Replaces Centrex Centrifugal Inline Fan - Direct Drive SX095VSR  
(DE2F088-T • 63748-0) CCWLE-CWSE



Part No.	HP	RPM	Volts	Amps
OPV748	1/6, 1/12, 1/20	1500/1300/1050	115	2.1/1.9/1.4

Replaces Domex Roof Mounted Fan DX11VSR  
(DE2F085-T • 63747-0) CCWLE-CWSE



Part No.	HP	RPM	Volts	Amps
OPV747	1/7, 1/11, 1/25	1550/1300/1050	115	2.5/2.1/1.6

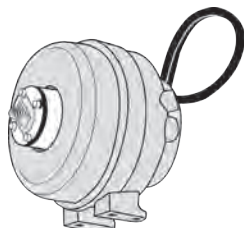
# CONDENSER FAN MOTORS

"WATT MOTORS"

Used on commercial and domestic refrigerators and freezers. Totally enclosed, all angle, lifetime lubrication and impedance protected. 1/4" threaded shaft.

**Note: Rotation viewed from opposite shaft end.**


Watts	Rotation	Volt	Part No.
2	CW	115	65109
4	CW	115	65211
4	CCW	115	65212
5	CW	115	65018
6	CW	115	65311
6	CCW	115	65312
9	CW	115	65411
9	CCW	115	65412
9	CW	230	65421
9	CCW	230	65422
16	CW	115	65811
16	CCW	115	65812
16	CW	230	65821
16	CCW	230	65822
25	CW	115	65001
25	CCW	115	65003
25	CW	230	65002
25	CCW	230	65004
35	CW	115	65020
35	CCW	115	65022
35	CW	230	65021
35	CCW	230	65023



## 10042

### Solid State Commutated Unit Bearing Motor

35-50 Watt, 208-230V 1550 RPM, 0.48 Amp, CCW



## 50 WATT

11 Frame -  
3/8" Shaft  
1500 RPM  
- Cast Iron

### Part No.

**50CW115 (65040)**

**50CCW115 (65042)**

**50CW230 (65041)**

**50CCW230 (65043)**



## 15045 (50EMJR21) (11045)

A direct replacement motor for Tecumseh.

Condenser Fan No. 810M050A62, NU50 Watts, 230V, 0.85 Amps, CW 5/16" Shaft, 1500 RPM.

### Direct Drop-In ECM Replacement for Motors Up to 25 Watts

- Ultimate Commutated Technology!
- Unit Bearing Construction
- 100% Performance Tested
- Includes Water Shield
- Includes LYALL Plug
- Constant RPM at either 50 or 60 HZ regardless of voltage fluctuations
- Peak Efficiencies Exceed 80%
- 1/4" Threaded Shaft

Part No.	Watts	Volts	RPM	Amps	Rotation
10020	16-25	115	1575	0.60	CW
10022	16-25	115	1575	0.60	CCW
20020	16-25	208-230	1575	0.30	CW
20022	16-25	208-230	1575	0.30	CCW



**MOUNTS FOR 51  
FRAME MOTORS  
MTG45ADJ  
(08004)**

Part No.	H
A11601	4 1/8"
A11602	4 9/16"
A11603	5 3/8"
A11605	6 1/4"





# REFRIGERATION FAN MOTORS

"WATT MOTORS"

## NU Series Shaded Pole Motors


- All Angle
- Totally Enclosed
- Continuous air over
- 1550 RPM
- CCWSE
- Foot mount: 4 tapped holes
- Rear mount: 3 tapped holes
- Front mount: 4 studs
- Self-lub. & self-aligning sleeve bearings
- Self-lubricating & self-aligning sleeve bearings

Part No.	Watts	Volts	Amps	Protection
EC4W115	4	115	0.36	Impedance
EC4W230	4	230	0.18	Impedance
EC5W115	5	115	0.40	Thermal
EC6W115	6	115	0.41	Impedance
EC6W230	6	230	0.20	Impedance
EC9W115	9	115	0.58	Thermal
EC9W230	9	230	0.35	Thermal
EC16W115	16	115	0.89	Thermal
EC16W230	16	115	0.50	Thermal
EC34W115	34	115	1.60	Thermal
EC34W230	34	230	0.80	Thermal




## RESCUE<sup>®</sup> ECM Refrigeration WATT Motor designed as a Universal drop-in replacement

- 4-25W, 1550-1725RPM, 115-230V, 0.2-0.75A
- Standard 3 hole style/Hussmann 4 hole on back of motor
- Standard Shaft Size 1/4-20 thread
- Double Pedestal
- Thermally Protected
- Robust Ball Bearing System
- Aluminum Frame



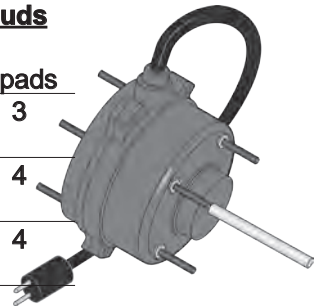
KIT40



Part No.	Description
EC5411E* CW	(5411EC)
EC5412E* CCW	(5412EC)
EC5414E*	2-speed (1650/1550) & dual rotation (reversible)
KIT40	90 Degree plug adapter • 5" Chord

Part No.	Watt/HP	RPM	Amps @115V/230V	Rot	Shaft	Studs
91636	6W-16W 1/15-1/25	1550	0.35 0.22	CWSE	1/4-20	Double Footpads
EC5407E	50W-30W 1/15-1/25	1550/1625	0.6-0.72 0.4-0.67	*CCW	2.5"	3
EC5408E	50W-30W 1/15-1/25	1550/800	0.6-0.72 0.4-0.67	*CCW REV	3.07" 5/16"	4
91635	16W-39W 1/15-1/25	1635	0.76 0.48	CCWSE	2.5"	4

\*Rotation is viewed opposite shaft end



## PACKARD 3.3" DIA. ECM REFRIGERATION MOTOR

9-16 Watts • 120 Volts • 1800 RPM • 0.34 Amps  
(Manufactured by Wellington)

- Integrated Electronic Control
- High Efficiency
- Includes 2 Prong Lyall Plug
- UL Approved
- Moisture & Humidity Resistant
- Drop In Retrofit Solution
- Ultrasynch<sup>™</sup> Technology
- Ball Bearings

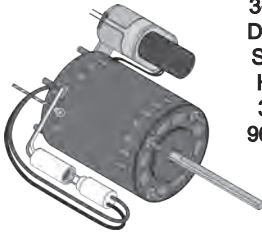
### ECR92PJA12



# REFRIGERATION FAN MOTORS

## TRUCK STOCK RECOMMENDATION

Parts  
Connect®



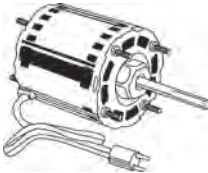
### PCD1127

3-IN-1 PSC BLOWER MOTOR • 3.3" DIA • 115/208-230V • 1.1/0.6 Amp • 1 SPEED • 1550RPM • 1/12 1/15-1/20 HP • SLEEVE BEARINGS • 5/16" x 3/8" Shaft EMERSON: 9650, 9651, 9652, 9653, 9656, 9664 • CENTURY: 9721 • FASCO: D1101, D1103, D1122, D1123, D1124, D1125, D1126, D1127, D1152, D1154, PD1125

115/230V • 1550 RPM • Reversible • 1/12-1/15-1/20 HP • PSC • 1.1/0.6 AMP • Sleeve Bearing • 5/16" x 3/8" Shaft



**49101**



### 115V


• 1550 RPM • 1/20 H.P. • 2.1 Amp  
Medium Temperature Coil Motor  
• Sleeve Bearing • A.O. SMITH Ref. 572  
Bohn No. 5034L, 5008S,  
**D1124** (25300101, 41124)

### MOTORS FOR BOHN COIL WITH PLUG

5/16" Shaft 3/8" Diameter  
**BOTH HAVE SPECIAL LOW TEMP OIL**  
CW Rotation

### 230V

• 1550 RPM • 1/15 H.P. • 1.1 Amp  
Low Temperature Coil Motor • Sleeve Bearing  
A.O. SMITH Ref. 573 (45008T)  
Bohn No. 5034M & 5008T  
**D1126** (41126)



### C-FRAME MOTORS FOR BOHN


Part No.	Volt	Bohn No.	W/Stand Offs
EM691	110	5007S	5036F, 5018S
EM692	220	5007T	5036G, 5018T

### MOTORS FOR COPELAND - 208-230V

Part No.	HP	RPM	Amps	Rot.	LE	Cap.	Shaft	Dia.	"A" Dim	Reference
40265	1/6	1550	1.1	CCW	Included		1/2" x 3"	5/8"	3 1/2"	050-0265-00
174A	1/6	1625	1.0	REV		5µF-370	1/2" x 2 1/2"	5/8"	4"	S3051
OCP0251 (40251)	1/6	1400/1625	1.5	CW	Included		1/2" x 2 1/2"	5"	3 3/8"	050-0251-00 322P913, 6128
OCP1024	1/4	1625	1.5	CW		5µF-370	1/2" x 3"	5/8"	4-9/16"	D783, K6174 3047
D783	1/4	1625	1.5	CW		5µF-370	1/2" x 3"	5/8"	4"	050-0238-00
OCP0250 (40250)	1/4	1400/1625	1.5	CW	Included		1/2" x 2 1/2"	5"	3 3/8"	050-0250-00 322P914, 6129
OCP0108	1/3	1625	2.6	CW	Included		1/2" x 2 1/4"	5/8"	5 3/4"	050-0108-00 3124, 6127



**40265**



**174A**



**OCP0250, OCP0251**



**OCP1024, D783**

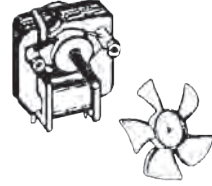


**OCP0108**

# REFRIGERATION FAN MOTORS

## DELFIELD

Used on reach-in-coolers Replaces Delfield No. 1175-10-4439  
Impedance Protected • CW Shaft End\* Includes 5½" Dia. Plastic Blade



<u>Part No.</u>	<u>Stack</u>	<u>RPM</u>	<u>Amps</u>	<u>Volts</u>	<u>*Shaft</u>
<b>65514</b>	5/8"	3000	.29	120	0.181" X 0.75"

### 97701



- Ball Bearings
- 60 Hertz
- 230V, 1625rpm, CWSE. 0.70A
- Replaces Heatcraft, InterLink, Bohn, Chandler, Climate Control and Larkin 42 Frame
- Class B Insulation
- Four Mounting Studs on Each End
- Includes Cord and Lyall Plug
- Replaces 1/15, 1/20, 1/25 HP PSC and Lower Efficient Shaded Pole Designs

### FOR HEATCRAFT


### 97801



- Ball Bearings
- 60 Hertz
- 115V, 1625rpm, CWSE, 1.20A
- Replaces Heatcraft, InterLink, Bohn, Chandler, Climate Control and Larkin 42 Frame
- Class B Insulation
- Four Mounting Studs on Each End
- Includes Cord and Lyall Plug
- Replaces 1/15, 1/20, 1/25 HP PSC and Lower Efficient Shaded Pole Designs

### FOR HEATCRAFT (Bohn, Keeprite, Larkin, McQuay)

- 1 Speed • Shaded pole
- 5/16" X 2¼" Shaft
- Body Length 2¾"
- 1/20 H.P. • 1500 RPM
- 3.3" Diameter • CCW



**D1101** (41101)

**208-230V 1.15 Amp**

**D1103** (41103)

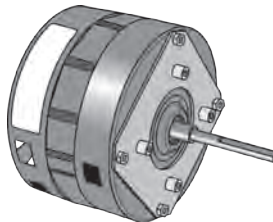
- PSC Capacitor included
- Sleeve bearings
- Open Ventilated
- Thermally Protected
- Heatcraft 25309101 & Fasco 7190-2285, 0442
- 1/12 HP - 208/230V
- 0.5 Amp 1550 RPM • CCW



**D1125** (41125)

### TECUMSEH

- 1/20 H.P. 230V 1.1 AMPS
- 5/16" X 2½" SHAFT
- 1550 RPM 5" DIAMETER CW
- Ref. 810S037801, 326P137
- OTC6004** (TFM372)



- 1/15 H.P. 230V 1.3 AMPS
- 5/16" X 2¾" SHAFT
- 1550 RPM 5" DIAMETER CCW
- Ref. 810S050499, 326P136
- OTC6001** (TFM502)

- 1/4 HP
- 1625 RPM
- 230 Volt
- CCW Shaft End
- Ball Bearing
- 1.9 Amp
- PSC (Capacitor 4µF/370V included)
- 48Y Frame
- 5½" Dia
- Shaft: 1/2" x 2.75"
- Lug Mount
- Automatic Overload
- OTC1862** (TFM1862)



# REFRIGERATION FAN MOTORS



## ARKTIC • 59

Ultra-high efficiency for walk-in cooler & walk-in freezer applications.

- 1/15 HP • 3.3" • Totally Enclosed • 1550 RPM • Lyall Plug • Ball Bearing

Part No.	5SME59	Volts	Amps	Rot	Shaft
05100A	BLA1036	115	1.3	CW	5/16"
05101A	BLA1038	115	1.3	CCW	5/16"
05200A	BLA2037	208/230	0.8	CW	5/16"
05201A	BLA2039	208/230	0.8	CCW	5/16"

## 3.3" DIA. ELECTRONICALLY COMMUTATED REFRIGERATION FAN KIT

Includes Motor, Mounting Shroud and 8 Inch Fan Blade

Part No.	Fan Blade	Replaces RPM
ECR92950	15°	900 & 950
ECR921200	25°	1100 & 1200
ECR921400	28°	1300 & 1400



## EBM-PAPST 12" ECM UNIT COOLER FAN ASSEMBLY

- Drop in Replacement for Heatcraft Shaded Pole and PSC Motors
- Integrated Lyall harness/plug • Fully assembled & balanced
- Designed for unit cooler applications • Plug & Play
- Ball Bearings • 100-240V • CWSE

Part No.	Speeds	Amps	Watts
EBM0207	1 (1590RPM)	0.86	63
EBM0210	10 (900-1650RPM)	0.50	70

RPM settable using 10-position rotary switch

## WELLINGTON 50 WATT ECM MOTOR 115 VOLTS WITH LYALL PLUG

Speeds: 1  
Amps: 1.30  
Rotation: CCWSE  
RPM: 1550  
Bearings: Ball  
Enclosure: Totally Enclosed  
Mounting: Any Position

Motor Type: Commutated  
Phase: Single  
Hertz: 60  
Watts: 50  
Voltage: 115  
Plug: A Lyall Plug

**ECR950061**

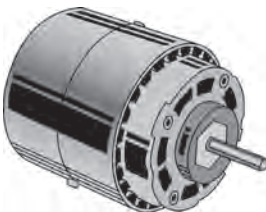


## 11 FRAME REPLACEMENT

SHADED POLE • OPEN VENTILATION • SELF COOLED • Body 4 1/4" Long 3.9" Dia.

Part No.	H.P.	Volts	Amps	Rot.	Shaft	Repl.
D477	1/35	208-230	.75	C.C.W.	5/16" X 1 1/8"	GE1432
D471*	1/20	208/230	1.1	C.C.W.	5/16" X 2 1/2"	GE1332
D417+	1/20	208/230	1.1	C.C.W.	5/16" X 2 1/2"	GE1332
D470	1/20	208/230	.94	C.W.	5/16" X 2 3/8"	GE1342
D472	1/20	115	1.9	C.W.	5/16" X 2 3/8"	GE1341
D473	1/20	115	2.0	C.C.W.	5/16" X 2 1/2"	GE1331

\* Replacement for Tecumseh TFM372, + Ball Bearing



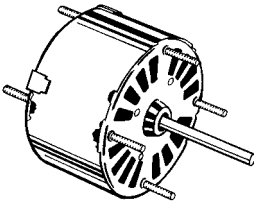
**IMPORTANT NOTE:** These motors often replace unit bearing motors whose rotation is described *opposite* shaft end. **NOTE:** Rotation is determined by looking at shaft end.



# 3 1/3" MOTORS

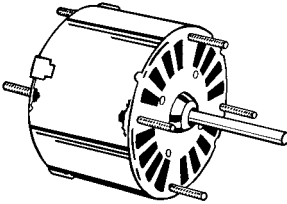
## 115 VOLT - SINGLE SPEED - SINGLE SHAFT GENERAL PURPOSE - STUD MOUNTED

### 1500 RPM - OPEN - AIR OVER - 115 VOLTS



Fasco Part No.	A.O. Smith Reference	H.P.	Amps	Shaft Dia.	Shaft Length	Rot.	Body Length
D120	14	1/70	.7	1/4	2 1/4	CW	2
D121	15	1/70	.7	1/4	2 1/4	CCW	2
D126	26	1/40	1.1	5/16	2 1/2	CW	2 1/4
D127	27	1/40	1.1	5/16	2 1/2	CCW	2 1/4
D132*	30*	1/20	1.8	5/16	2 1/4	CW	2 3/8
D133*	31*	1/20	1.8	5/16	2 1/4	CCW	2 3/8

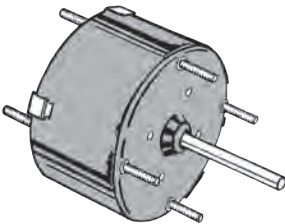
\* POPULAR REFRIGERATION EVAP MOTORS



### 3000 RPM - OPEN - AIR OVER - 115 VOLT

Fasco Part No.	A.O. Smith Reference	H.P.	Amps	Shaft Dia.	Shaft Length	Rot.	Body Length
D202	32	1/85	.6	1/4	1 1/4	CW	2 1/8
D210	11	1/25	1.3	1/4	1 1/4	CW	3 1/4

### 1500 RPM - ENCLOSED - AIR OVER - 115 VOLT



Fasco Part No.	A.O. Smith Reference	H.P.	Amps	Shaft Dia.	Shaft Length	Rot.	Body Length
D122	-	1/80	.6	1/4	2 1/4	CW	2
D123	-	1/80	.6	1/4	2 1/4	CCW	2
D124	20	1/50	.75	1/4	2 1/4	CW	2 1/4
D125	21	1/50	.75	1/4	2 1/4	CCW	2 1/4

### 3000 RPM - ENCLOSED - AIR OVER - 115 VOLTS


Part No.	H.P.	Amps	Shaft Dia.	Shaft Length	Rot.	Body Length
D402	1/60	.75	1/4	1 1/4	CW	2 1/8
D403	1/60	.75	1/4	2 1/4	CCW	2 1/8

## 115 VOLT - 1550 RPM - Double Shaft - Air Over - Stud Mount MOUNTING STUDS ON BOTH ENDS (2" O.C.)

**2 SPEED** 2.4 Amps  
1/14 H.P. 3 1/4" Body Length  
6 1/8" x 5/16" x 6 1/8" Shaft

A.O. SMITH Ref. 377

**D366**



**3 SPEED** 3.0 Amps  
1/12 H.P. 3 1/4" Body Length  
5 1/4" x 5/16" x 5 1/4" Shaft

Full Flatted SHAFTS

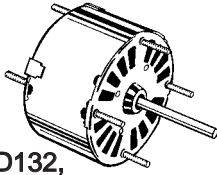
A.O. SMITH Ref. 377

**D367**


# 3 1/3" MOTORS

## POPULAR REFRIGERATION FAN MOTORS FOR EVAPORATOR COILS

### SHADED POLE • OPEN VENTILATION • AIR-OVER



D132,  
D133, D188, D189

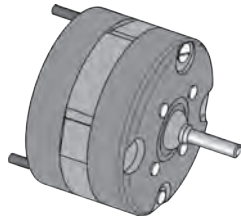


D503

#### Fasco A.O. Smith

Part No.	Ref.	H.P.	Volts	Amps	RPM	Rot.	Shaft Dim.
D132	30	1/20	115	1.8	1500	C.W.	5/16 X 2 1/4
D133	31	1/20	115	1.8	1500	C.C.W.	5/16 X 2 1/4
D188	396	1/20	230	.9	1500	C.W.	5/16 X 2 1/4
D189	398	1/20	230	.9	1500	C.C.W.	5/16 X 2 1/4
D503#	993	1/10	230	.95	1500	Rev.	5/16 X 3 1/4

# PSC motor - Capacitor Included



#### 50500 (82500)

115 Volt - 3000 RPM - 1.04 Amp  
1/4" Shaft - Counter Clockwise  
Replaces Emerson No. 2694  
Motor only. A.O. SMITH Ref. 616

#### 50933 (82512)

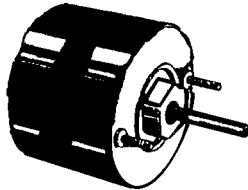
115 Volt - 1550 RPM - .70 Amp  
1/4" Shaft - Counter Clockwise  
Replaces Nutone No. 26750 &  
26761. A.O. SMITH Ref. 510

#### 82635

115 Volt - 1550 RPM - .45 Amp  
1/4" Shaft - Counter Clockwise  
Replaces Nutone No. 54123 & 54257

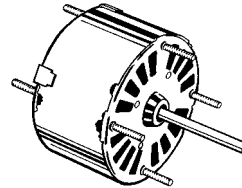
#### 50381 (82637)

115 Volt - 1550 RPM - .70 Amp  
1/4" Shaft - Counter Clockwise  
Replaces Nutone No. 53581  
A.O. SMITH Ref. 637




#### 82513

115 Volt - 1550 RPM. - .65 Amp  
1/4" Shaft - Counter Clockwise  
Replaces Nutone No. 23388 & 23405 A.O. SMITH  
Ref. 509, FASCO D1109



#### D121

115 Volt - 1550 RPM - .34 Amp  
1/4" Shaft - Counter Clockwise  
Replaces Nutone No. 26772, A.O. Smith Ref. 15




#### 82621

115 Volt - 1550 RPM - 3.15 Amp  
5/16" Shaft - Counter Clockwise  
Replaces Nutone No. 67176 & 32997

A.O. SMITH Ref. 621

### FOR NUTONE HOOD



#### NUTONE PLASTIC BLOWER WHEEL

#### A65900 (FB590)

Replaces: Nutone No. 59000A000  
5 1/4" dia. X 2" high for 1/4" shaft

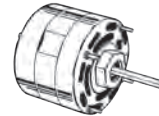
# 4.4" MOTORS

\* Without hubs



## FAN DUTY BLOWER MOTORS

Single Shaft, 115V



With Hubs

### Shaft

H.P.	Amps	RPM	Rotation	Dia.	Length	Speeds	Part No.
1/20	1.6	1550	CW	5/16	2¼	1	D170*
1/15	2.3	1550	CW	3/8	2½	1	U44A
1/10	3.3	1550	CW	3/8	2⅝	1	D174
1/11	2.9	1550	CCW	1/2	2⅝	3	D119*
1/20	2.0	1050	CW	3/8	2½	1	U48A
1/15	2.5	1050	CW	3/8	2½	1	U50
1/10	4.0	850	CW	3/8	2½	1	U84A
1/10	4.0	850	CCW	3/8	2½	1	U85
1/8	4.0	1550	CW	3/8	2½	2	D374*

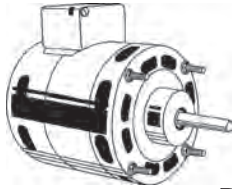
• Ball Bearing

## JENN-AIR EXHAUST FAN MOTOR


Clockwise shaft, ball bearing with conduit box

1/15 H.P. 2.0 Amp  
3/8" x 2½" Shaft  
115 Volts  
1550 RPM  
A.O. SMITH Ref. 78

1/30 H.P. 1.2 Amp  
5/16" X 2 Shaft  
115 Volts  
1550 RPM  
A.O. SMITH Ref. 77



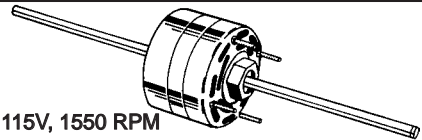
Part No. D1170



Part No. D1173

## DOUBLE SHAFT FAN COIL MOTORS

These popular air handling motors are used for fan coil and convector applications. Some are used on small air conditioning units and for general purpose blower motors.

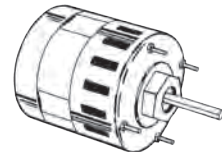


115V, 1550 RPM

HP	Amps	Shaft Length	Speeds	Body Length	Part No.
1/25	1.4	7¼ x 3/8 x 7¼	1	2⅝	D333
1/25	2.0	8 x 1/2 x 8	4	3¼	D335
1/10	3.3	7½ x 3/8 x 7½	3	3½	D336
<b>115 Volt 3/8 Shaft, 1550 RPM, Base Mounted</b>					
1/15	2.5	7½ x 3/8 x 7½	1	3⅝	D329

## SHADED POLE • OPEN VENTILATION SELF COOLED FOR MECHANICAL DUTY

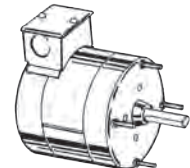
H.P.	Volts	Amps	RPM	Rotation	Shaft	Part No.
1/15	115	2.7	1500	C.W.	1/2 X 5	D312
1/10	115	3.6	1500	C.W.	3/8 X 2½	D112



D112, D312

## SHADED POLE • TOTALLY ENCLOSED AIR-OVER • UNIT HEATERS


H.P.	Volts	Amps	RPM	Rotation	Shaft	Part No.
1/12	115/230	2.7/1.3	1550	C.C.W.	3/8 X 3	D113
1/12	115/230	2.5/1.3	1550	C.W.	3/8 X 3	D114
1/12	115/230	2.5/1.3	1550	C.C.W.	1/2 X 2	D115



D113, D114, D115

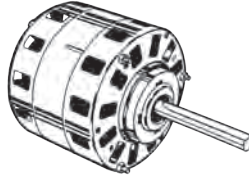
# 5" MOTORS

## POPULAR MOBILE HOME FURNACE MOTORS

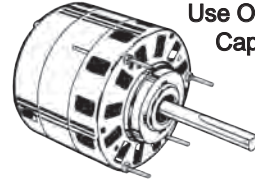


Use OV5-370  
Capacitor

1/4 H.P. 1050 RPM 3 Speed  
1/2" x 4 1/2" Shaft  
Reversible Rotation  
D150 (1390, BL6519)  
D151 (1391, B6520)  
**D150** 115V 4.7 Amps  
**D151** 230V 2.0 Amps



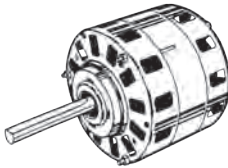
1/6 H.P. 115V Shaded Pole  
1050 RPM • C.W. Rotation  
1/2" X 3 3/8" Shaft  
**BL6412** (D156)  
1 Speed 6.6A  
**BL6420** (D166)  
2-Speed 7.2A



Use OV15-370  
Capacitor

1/3 H.P. 1075 RPM 3 Speed  
6.3 Amps 115V  
Reversible Rotation  
1/2" x 4 5/8" Shaft  
Replaces: Coleman/Evcon  
1468-220, 024-31950-000 when  
using FM50 Motor Bracket (P.158)  
**8955** (BL6530)


1/8 H.P.  
115V  
4.5 amps  
1050 RPM



Two Speed Shaded Pole  
C.W. Rotation - 1/2" X 4" Shaft  
Use Kit 208 For Mounting  
Peripheral Holes For Stud  
Mounting

**BL6423** (D178)

1/8 H.P.  
115V  
4.5 Amps  
1050 RPM



Two Speed Shaded Pole  
C.W. Rotation - 1/2" X 4" Shaft  
Use Kit 208 For Mounting  
Peripheral Holes For Stud  
Mounting

**BL6424** (D180)

Used To Mount Motors  
In Coleman Furnaces  
8-32 Threads  
Packaged 4 per Bag

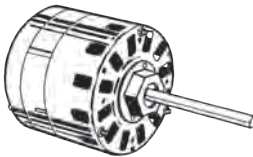


STUDS: 3/8" x 8-32 x 3/8"  
BUSHING 1/2" x 1/2"

**KIT208** (12364)

### SINGLE SHAFT MOTORS

6 POLE - 1050 RPM - SHADED POLE - 1/2" SHAFTS - CLOCKWISE - HUBS OR FLAT ENDS

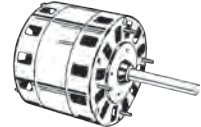
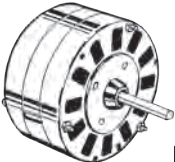


H.P.	Amps	Volt	No Speeds	Body Length	End Bells	Shaft Length	Part No.
1/6	3.2	230	2	4	Flat	3 1/2	D318
1/5	3.7	208/230	4	3 3/8	Hubs	5 1/4	D658
1/10	2.0	230	2	3 3/4	Hubs	3 1/2	D316

### 5" MOTORS FOR ROOF TOP VENTILATORS

1050 RPM

SHADED POLE - AIR-OVER - 115 VOLT



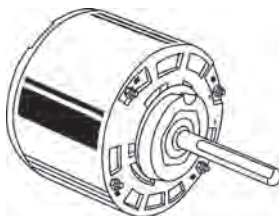
H.P.	Amps	Length	Body Size	Shaft Rotation	Speed	Part No.
1/40	1.1	2"	3/8 x 2 5/8	CW	1	D340
1/30	1.5	2"	1/2 x 1"	CCW	2	D143
1/20	2.0	2 1/4"	3/8 x 2 1/8	CW	1	975
1/15	2.7	2 3/8"	3/8 x 2 3/8	CW	1	D140A
1/6	6.2	4"	1/2 x 2 1/8	CW	1	345A



# 5" MOTORS

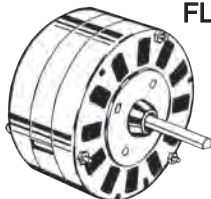
## 115V SINGLE SHAFT MOTORS

- 115 VOLT - 6 POLE - 1050 RPM
- HUBS FOR MOUNTING ON END BELLS OR BELLY BAND
- SHADED POLE
- CLOCKWISE ROTATION



H.P.	Amps.	Shaft	Length	No. Speeds	Body Length	Part No.	Century Ref.
1/10	3.4	3/8	3 <sup>3</sup> / <sub>8</sub>	3	3 <sup>3</sup> / <sub>8</sub>	D160	BL6425
1/10	3.6	3/8	3 <sup>1</sup> / <sub>2</sub>	1	2 <sup>5</sup> / <sub>8</sub>	D148	608
1/8	4.5	1/2	4	2	3 <sup>1</sup> / <sub>4</sub>	D178	BL6423
1/7	5.2	1/2	3 <sup>1</sup> / <sub>2</sub>	1	3 <sup>1</sup> / <sub>2</sub>	--	U326
1/6	6.6	1/2	3 <sup>3</sup> / <sub>8</sub>	1	3 <sup>3</sup> / <sub>8</sub>	D156	BL6412
1/6	7.2	1/2	3 <sup>1</sup> / <sub>2</sub>	2	3 <sup>3</sup> / <sub>8</sub>	D166	BL6420
1/5	6.2	1/2	3 <sup>1</sup> / <sub>2</sub>	3	3 <sup>3</sup> / <sub>8</sub>	40852	--
1/5	6.7	1/2	3 <sup>3</sup> / <sub>8</sub>	3	4	D158	BL6414
1/5	6.20	1/2	4 <sup>1</sup> / <sub>4</sub>	2	3 <sup>3</sup> / <sub>8</sub>	40851	--

## 115 VOLT - 6 POLE - 1050 RPM - SHADED POLE FLAT ENDS FOR CLOSE CLEARANCE - BAND MOUNTING



H.P.	Amps.	Shaft	Length	CW/CCW	No. Speeds	Body Length	Part No.	A.O. Smith Ref.
1/30	1.5	1/2	1 <sup>5</sup> / <sub>8</sub>	CCW	2	2 <sup>1</sup> / <sub>4</sub>	D143	--
1/15	2.6	3/8	2 <sup>3</sup> / <sub>8</sub>	CW	2	2 <sup>1</sup> / <sub>4</sub>	D0096	96
1/8	4.5	1/2	4	CW	2	3 <sup>1</sup> / <sub>4</sub>	D180	BL6424
1/6	6.2	1/2	2 <sup>1</sup> / <sub>8</sub>	CW	1	4	D345A	--

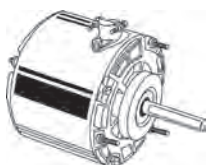
## PSC • OPEN VENTILATION • SELF-COOLED

HP	RPM	Volts	Amps	Shaft	Part No.
1/10	1550	115/208-230	2.7/1.4	3/8 x 3 <sup>1</sup> / <sub>8</sub>	D486
1/10	1550	115/208-230	2.7/1.4	3/8 x 3 <sup>1</sup> / <sub>8</sub>	D487•
1/10	1050	115/208-230	2.7/1.4	3/8 x 3 <sup>1</sup> / <sub>8</sub>	D497•

- Ball Bearing

## SELF-COOLED

### AIR-OVER



D474, D488, D489

- 5.1" Diameter
- UL recognized
- Reversible
- Front endshield drilled and tapped with four 10-32 threads on 3.5" bolt circle
- Interchangeable with G.E. 21/29 frame and Universal Motors
- All models include 3 Mfd, 370 VAC capacitor
- 115/208-230 VAC
- CSA certified

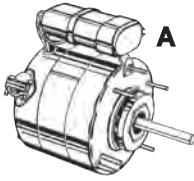


D486, D487, D497

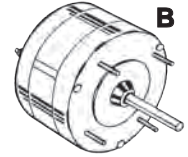
## PSC • OPEN VENTILATION • AIR OVER

HP	RPM	Volts	Amps	Shaft	Part No.	Cross Reference
1/15	1550	115/208-230	1.2/.6	3/8 x 3 <sup>1</sup> / <sub>8</sub>	D489	GE 2241, 2242, 2231, 2232
1/10	1550	115/208-230	1.9/.9	3/8 x 3 <sup>1</sup> / <sub>8</sub>	D474	GE 2141, 2142, 2131, 2132

# 5" MOTORS



## TOTALLY ENCLOSED MOTORS FOR UNIT HEATERS & VENTILATORS



5" DIAMETER  
- 6 POLE - 1075 RPM

H.P.	Amps	Body Length	Shaft L x Dia.	Speeds	Volt	Cap.	Type	Rot.	Part No.
1/20	2.0	3 <sup>5</sup> / <sub>8</sub> "	3" x 3/8"	1	115	S.P.	B	C.W.	<b>D0978</b>
1/6	2.3-1.1	3 <sup>5</sup> / <sub>8</sub> "	3" x 1/2"	2	115	Incl.	A	Rev	<b>D261</b>
1/6	2.9	3 <sup>5</sup> / <sub>8</sub> "	3" x 1/2"	1	115	Incl.	A	C.W.	<b>360</b>

## 115V DOUBLE SHAFT MOTORS

THESE POPULAR SHADED POLE AIR HANDLING MOTORS ARE USED FOR FAN COIL AND CONVECTOR APPLICATIONS. SOME ARE ALSO USED ON AIR CONDITIONING UNITS AND FOR GENERAL PURPOSE BLOWER MOTORS.

### 6 POLE - 1050 RPM - 115 VOLTS



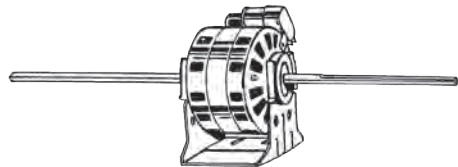
H.P.	Amps	Shaft Dia.	Shaft Length	No. Speeds	Body Length	Base	Part No.
1/25	1.5	1/2	7 <sup>1</sup> / <sub>2</sub>	3	3 <sup>3</sup> / <sub>4</sub>	NO	<b>D255</b>
1/10	3.6	1/2	10 <sup>3</sup> / <sub>4</sub>	5	3 <sup>3</sup> / <sub>4</sub>	YES	<b>89PSC</b>

### 4 POLE - 1550 RPM - 115 VOLTS

H.P.	Amps	Dia.	Length	Shaft Speeds	Length	No. Base	Body Part No.
1/12	2.7	1/2	6 <sup>3</sup> / <sub>4</sub>	3	3 <sup>3</sup> / <sub>4</sub>	NO	<b>U323</b>
1/8	3.5	1/2	8	4	4	NO	<b>9675</b>

## PERMANENT SPLIT CAPACITOR 115 VOLT ENERGY SAVING MOTORS

MAY BE USED TO REPLACE SOME OF THE MOTORS SHOWN ABOVE FOR LOWER OPERATING COST AND LONGER BEARING LIFE.



RPM	H.P.	Amps	Dia.	Shaft Length	No. Speeds	Body Length	Base	Part No.
1075	1/10	2.2	1/2	10 <sup>3</sup> / <sub>4</sub> x 10 <sup>3</sup> / <sub>4</sub>	4	3 <sup>3</sup> / <sub>4</sub>	YES	<b>D291</b>
1050	1/10	1.3	3/8	10 <sup>3</sup> / <sub>4</sub> x 10 <sup>3</sup> / <sub>4</sub>	5	3 <sup>3</sup> / <sub>4</sub>	YES	<b>D294</b>
1075	1/6	3.1	1/2	8 <sup>1</sup> / <sub>2</sub> x 8 <sup>1</sup> / <sub>2</sub>	3	3 <sup>3</sup> / <sub>4</sub>	NO	<b>D354</b>

## CENTURY SPECIAL TWO-SPEED MOTORS FOR TRANE

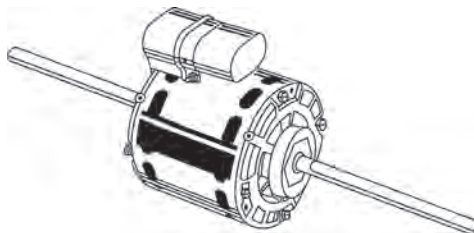
AVAILABLE IN TWO DIFFERENT BODY LENGTHS FOR EXACT FIT.

TRUE 2-SPEED,  
1060 - 500 RPM - 115V,  
.60 AMP .64 AMP

1/2" SHAFT - 11" X 11"

1/25 H.P. - BODY 3<sup>1</sup>/<sub>2</sub>"

**U372A**



TRUE 2-SPEED,  
1100 - 500 RPM - 115V,  
.60 AMP .64 AMP

1/2" SHAFT - 10<sup>1</sup>/<sub>2</sub>" X 10<sup>1</sup>/<sub>2</sub>"

1/25 H.P. - BODY 4<sup>1</sup>/<sub>2</sub>"

**U373**


# 5" CONDENSER MOTORS

## MultiFit 3-in-1 MULTI-HORSEPOWER MOTORS

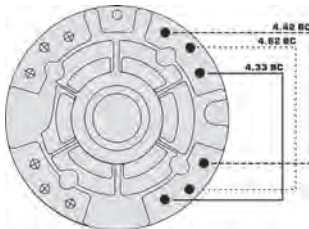
1. Three MultiFit 3-in-1 multi-horsepower motor models replace hundreds of 1/4, 1/5, 1/6, 1/8, 1/10 or 1/12 horsepower condenser fan applications – with one simple connection
2. MultiFit motors replace motors with mounting bolt circle (BC) for:
  - 4.33BC - A.O. Smith/Westinghouse Design, Emerson 42 Frame
  - 4.42BC - GE 42-Frame, Fasco 42-Frame, A.O. Smith/Universal Electric Design
  - 4.62BC - Emerson Clam-Shell, GE Cap-Can

### Features:

- Multi-Mounting System • Energy-efficient PSC design
- Easy-to-read connection diagram attached to white lead wire • Lead length 36"
  - Water-resistant reversing plug
- Water-resistant rubber grommet at lead opening
- Double sealed ball bearings for dependable long life • All-angle mount
- Rubber shaft slinger keeps water & dirt out of motor
- 60°C max ambient
- UL and CSA recognized
- Totally enclosed
- Class B insulation
- 60 Hertz
- Continuous duty, air over



Formerly A. O. Smith Electrical Products Company



\*Will not replace 3 bolt mount on Air-Ease, Armstrong or Concord Brands

Part No.	208/203 Volt • 1-Speed • 42 Frame • Reversible						
	HP	RPM	Amps	Cap.	Shell	Wt.	Shaft
9722 (5440H)	1/12	1075	0.9	5µ/370V	4"	9.8	1/2" x 3"
	1/8						1/2" x 3"
	1/6						1/2" x 3"
9723* (5441H)	1/5	1075	2	7.5µ/370V	4.5"	12.0	1/2" x 3"
	1/4						1/2" x 3"
9724 (5442H)	1/5	1625	1.6	5µ/370V	4.5"	12.0	1/2" x 3"
	1/4						1/2" x 3"

MOTORS

# 5 1/2" CONDENSER MOTORS

## RESCUE<sup>®</sup> EZ-Wire<sup>™</sup> Multi HP Condenser Motor

- Totally Enclosed Air Over
- Rating 80°C (176°F)
- Ball Bearings
- All position mount, extended mounting studs & Rheem Side Shell Holes
- Special Rotor Corrosion Protection – Designed for longer life and sure start-ups season after season
- Reversible – Easy to change quick connect terminals for application flexibility
- Capacitors – USA made capacitors included
- 208-230 Volts
- Shaft 1/2" x 4.5"



HP	RPM	Cap	Amps	Leads	Part No.
1/3-1/6	1075	7.5µ	2.2	48"	5430
1/4-1/8	825	7.5µ	2.1	48"	5431

# PartsConnect 5 1/2" CONDENSER MOTORS

## 60°C TOTALLY ENCLOSED CONDENSER MOTORS



- 208-230V
- PSC
- Ball Bearings
- Reversible
- Single Speed
- 1/2" x 6" Shaft w/Flat

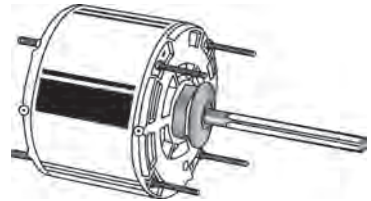
HP	Amps	RPM	Cap	Part No.
1/6	1.1	825	5µF370V	PC3403
1/4	1.5	825	5µF370V	PC3404
1/3	1.8	825	7.5µF370V	PC3405
1/2	2.7	825	10µF370V	PC3746
1/6	1.3	1075	5µF370V	PC3727
1/4	2.0	1075	5µF370V	PC3728
1/3	2.5	1075	7.5µF370V	PC3729
1/2	3.5	1075	10µF370V	PC3730
3/4	5.3	1075	10µF370V	PC3731



## TOTALLY ENCLOSED CONDENSER MOTORS

Capacitor Included with Motor

- Ideal for any angle mounting
- 208-230 VAC
- Electrically reversible
- CSA certified
- All angle mount bearings
- Ball bearing
- Thermally protected
- UL recognized
- Totally enclosed -both ends



HP	Volts	Amps	RPM	Body	Part No.	Reference
1/4	208/230	1.8	1075	4"	PCD7909	FS1026S, 43732, D7909
1/3	208/230	2.6	1075	4 1/2"	PCD7908	FS1037S, 43733, D7908
1/2	208/230	3.7	1075	5"	PCD7907	FS1056S, 43734, D7907

## 60°C TOTALLY ENCLOSED CONDENSER MOTORS

- 208-230V
- PSC
- Ball Bearings
- Reversible
- Single Speed
- 1/2" x 6.69" Double Flat Shaft




HP	Amps	RPM	Cap	Part No.
1/3-1/6	1.8-2.0	1075	7.5µF370V	PC3458
1/3-1/8	1.8-2.0	825	7.5µF370V	PC3459

## TRANE REAR & RHEEM SHELL MOUNT

## RESCUE<sup>®</sup> Liberty<sup>™</sup> Multi HP Condenser Motor

- Totally Enclosed Air Over
- 70°C Rating (158°F)
- Ball Bearings
- All Position Mounting
- 208-230 Volts
- Capacitor Included
- Shaft 1/2" x 4.5"



HP	RPM	Cap	Amps	Length	Part No.
1/3-1/6	1075	5µ	2.6/1.8	9.6"	US5462H
1/3-1/6	825	7.5µ	1.9/1.2	10.3"	US5464H



# 5½" CONDENSER MOTORS

## PERMANENT SPLIT CAPACITOR MOTORS

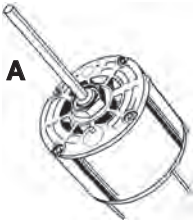
5½" Diameter Single Shaft

39 - 48 Frame

1/2" Shaft Diameter

208/230 Volt - 1075 RPM

Electrically Reversible



**Closed Shaft End**

**Closed Opposite Shaft End**

## TOTALLY ENCLOSED ALL ANGLE MOUNT

5½" Diameter, Permanent Split Capacitor, 1 & 2 Speed, Electrically Reversible, Sleeve Bearing, Totally enclosed, Can be used either shaft up or shaft down applications.

HP	Amps	RPM	Speeds	Shaft	Body	Cap.	Part No.	Century
1/8	.9	825	1	6	3¾	5uf	D799	542
1/6	1.0	825	1	6	4-1/3	5uf	D798	629
1/5	1.2	825	1	6	4-1/3	5uf	D794	795
1/8	.9	1075	1	6	3¾	5uf	D919	567
1/6	1.0	1075	1	6	3¾	5uf	D917	FSE1016SV1
1/6	1.2	1075	2	6½	3¾	5uf	D905	FSE1016
1/5	1.5	1075	1	6	4	5uf	D906	--
1/4	1.8	1075	1	6½	4	5uf	D909	FSE1026SV1
1/4	1.8	1075	2	6½	4¼	5uf	--	FSE1026
1/3	2.4	1075	1	6½	4½	7.5uf	D908	FSE1036SV1
1/3	2.7	1075	2	6½	4¾	7.5uf	--	FSE1036
1/2	3.7	1075	1	6½	4¾	10uf	--	FSE1056SV1
1/2	2.8	1075	1	6	5¾	10uf	--	FSE1056
3/4	4.5	1075	1	6½	5¼	15uf	--	FE1076SU

HP	Amps	Shaft Length	Body Length	Speed	Fig.	Cap.	Part No.	Century
1/4	2.1	6	4	1	A	5uf	--	FS1026S
1/4	2.1	6	4	1	B	5uf	D742	FSE1026
1/3	2.9	6½	4	1	A	5uf	D748*	FS1037S
1/3	3.2	6½	4¾	2	B	5uf	D744	FSE1036
1/2	4.1	6½	5	1	A	10uf	D7745*	FS1056S
3/4	5.0	6¼	5¼	1	A	10uf	D929	FS1076S

\* Cradle Mount Capable

## RESCUE EcoTech® Outdoor 48 EC Condenser Fan Motor

High Efficiency ECM Motor for Residential Condenser Fans.

- 5.6" Diameter
- 1/3 - 1/5 HP
- Speeds 1075 & 825 RPM
- 60°C Max Ambient Rating
- Constant Speed Motor
- Totally Enclosed Air Over (TEAO)
- Shaft Up or Shaft Down
- 600V Surge Protection
- Reversible
- 2 Year Warranty
- Belly Band or Stud Mounted



**5561EO**


# 5½" CONDENSER FAN MOTORS

## MOJAVE® CONDENSER MOTORS

for Extreme Conditions™

Condensing units today are built to perform in ambient conditions up to 130°F. In certain areas, temperatures may put extra stress on unit and the condenser fan motor. When you need that extra cushion of performance – the motor that is at home in the desert – the MOJAVE® motor.

- Class F Insulation - Thermal endurance to over 300° F
- Ball Bearings - for high temp, & longer life than sleeve bearings
- 48" Leads - Easier wiring into today's larger condensing units
- Special Corrosion Protection - Longer life in humid environments
- Totally Enclosed Air Over Design - For all position mounting
- Reversible - Quick connect terminals for application flexibility
- 208-230V
- Single Speed Tap



Part No.	HP	RPM	μF@		SHAFT	"A" DIM
			370V	AMPS		
1873H*	1/6	825	5.0	1.2	6.0	4.6
1859H	1/6	1075	5.0	1.0	5.0	4.4
1874H*	1/4-1/8	825	5.0	2.1	6.0	4.9
1860H	1/4	1075	5.0	1.7	6.0	4.6
1875H*	1/3	825	7.5	2.4	6.0	5.6
1861H	1/3	1075	7.5	2.1	6.0	5.1
3323H*	1/3-1/6	1075	7.5	2.0	6.0	5.0
1870H	1/2	825	10.0	3.3	6.0	6.4
1862H	1/2	1075	10.0	3.2	6.0	5.9
1868H	3/4	1075	10.0	4.7	6.0	6.4

\* Note: Includes side shell holes for Rheem .

## RESCUE® the Ultimate Truck Stock Motor

- 70°C (158°F Mojave) ambient rated
- Special Treated Rotor for Longer Life
- Mounts with Thru-Bolts, Lead End & Side Shell Holes or Belly Band
- 48" Leads with Flag Terminals
- Extended Mounting Studs
- Ball Bearing Design
- Reversible Rotation
- Totally Enclosed All Position Mount
- Flat Lead End for Shaft Down Applications



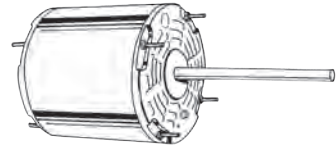
Part No.	HP	RPM	μF@		SHAFT	"A" DIM
			370V	AMPS		
<b>208-230V 2 Speed Taps</b>						
5464H	1/3-1/6	825	7.5	1.9	5.0	5.3
5462H	1/3-1/6	1075	5	2.8	5.0	4.6
5465H	1/2-1/8	1075	12.5	3.0	5.0	5.3
5482H	3/4-1/4	1075	15	4.5	5.0	6.9
<b>460V 2 Speed Taps</b>						
5480H	1/2-1/6	1075	10	1.3	5.0	6.1
5481H	3/4-1/4	1075	15	2.2	5.0	6.9

On Rescue® 5.6" dia. motors lead end blind holes (4) are for mounting on Rheem & Trane units requiring grill mount motors. Special Screws are included.

# 5½" AIR CONDITIONER MOTORS

## 825 RPM MOTORS

- Models for shaft-up, shaft-down and horizontal applications
- 208-230 and 115 VAC models
- All use 5MFD CAP except where noted.
- Electrically reversible
- Thermally protected
- UL recognized
- CSA certified
- All angle mount bearings.
- Ball bearing and sleeve bearing models
- 1/2" x 6" shaft



### PSC • OPEN VENTILATION AND TOTALLY ENCLOSED • AIR-OVER

H.P.	Volts	Amps	RPM	Part No.	Body	A.O. Smith Ref.
1/8	208-230	.9	825	D799^#	4	542
1/6	208-230	1.0	825	D793#	4	FE1018S
1/6	208-230	1.3	825	D798^#	4¼	629
1/5	208-230	1.3	825	D794^#	4¼	795
1/4	208-230	1.9	825	D934^#	4¼	ORM1028
1/4	208-230	1.8	825	D792•^	4¼	FE1028S
1/4	208-230	1.8	825	D797à^	4¼	ORM1028
1/3	208-230	2	825	D936#+	5	ORM1038
1/3	208-230	2.6	825	D796à^	5	F1038
1/3	208-230	2.6	825	D791•^	5	FE1038S
1/3	115	6.1	825	D795•"	5¼	OKB1038
1/2	208-230	3.5	825	D790+•"	5	FE1058S

- # Totally enclosed
- Ball bearing motor
- à Shaft down or horizontal applications

- + 7.5MFD 370VAC capacitor
- " Shaft up or horizontal applications

- ^ Has 4 drilled and tapped holes in shell
- Shaft down on horizontal applications

## HIGH AMBIENT MULTI-HORSE POWER MOTORS

PSC • Single Speed • Reversible Rotation • 208/230 Volt • 5.6" Diameter  
rated for 60°C ambient temperatures

1075 RPM • Sleeve Bearings • Totally Enclosed

Part No	HP	Amp	Body	Shaft	Cap@370V
D5458	1/5, 1/4, 1/3	2.0	4¾	1/2" x 6¾"	7.5µF
D5459	1/8, 1/6	1.0	3¾	1/2" x 6¾"	5µF

825 RPM • Ball Bearings • Totally Enclosed

Part No	HP	Amp	Body	Shaft	Cap@370V
D5488	1/8, 1/6	1.0	4	1/2" x 6½"	5µF
D5489	1/4, 1/3	1.8	4¾	1/2" x 6½"	5µF

## 4-IN-1® MOTORS

- 48 Frame Condenser Fan Motor • 1/2" x 6" Shaft
- All angle mounting
- Rheem mounting holes
- "One Simple Connection"
- Adjustable extended thru-bolts



### ECONOMY 60°C Class B Insulation

HP	Volts	Amps	Cap @370V	Length	RPM	w/Sleeve Bearing	w/Ball Bearing
1/3 - 1/8	208/230	2.1 - 1.1	7.5µ	4.86	825	ORM5488	ORM5488B
1/3 - 1/6	208/230	2.0 - 1.0	7.5µ	4.00	1075	ORM5458	ORM5458B

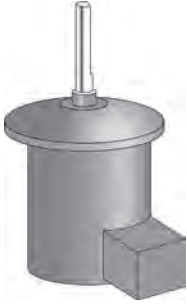
### HeatMaster® 70°C Class F Insulation

1/8 - 1/15	208/230	0.8 - 0.5	5µ	4.24	825	ORM5484F	ORM5484BF
1/3 - 1/8	208/230	2.1 - 1.1	7.5µ	4.86	825	ORM5488F	ORM5488BF
1/8 - 1/15	208/230	0.8 - 0.5	5µ	3.99	1075	ORM5454F	ORM5454BF
1/3 - 1/6	208/230	2.0 - 1.0	7.5µ	4.00	1075	ORM5458F	ORM5458BF
1/3 - 1/6	460	1.2 - 0.6	7.5µ	4.00	825		ORM4688BF



# CONDENSER MOTORS

## FAN SHELTERED MOTORS



- Thermally Protected
- Ideal for shaft up applications
- <sup>a</sup> Shaft Flat & Keyed
- 60° ambient temperature rating
- Electrically Reversible
- Ball Bearings

<u>Part No</u>	<u>HP</u>	<u>Volts</u>	<u>Amps</u>	<u>RPM</u>	<u>"A"</u>	<u>Shaft</u>
<b>PSC • Open Ventilation • Air Over</b>						
<b>FC1106F<sup>a</sup></b>	1.0	200-230/460	6.4/3.2	1075	9 <sup>9</sup> / <sub>16</sub> "	5/8" x 4"
<b>FC1156F<sup>a</sup></b>	1.5	200-230/460	7.0/3.5	1075	10 <sup>10</sup> / <sub>16</sub> "	5/8" x 4 <sup>1</sup> / <sub>4</sub> "
<b>3 PHASE</b>						
<b>FC3106F<sup>a</sup></b>	1	230/460	5.6/2.8	1140	9 <sup>9</sup> / <sub>16</sub> "	5/8" x 4"
<b>FC3156F<sup>a</sup></b>	1 <sup>1</sup> / <sub>2</sub>	230/460	5.8/2.9	1120	9 <sup>9</sup> / <sub>16</sub> "	5/8" x 4"

## HeatMaster™ 80°C MOTORS • Class F Insulation

- Energy-efficient PSC design
- High-temperature UL/CSA approved overload protector
- UL/CSA approved Class F insulation
- Water-resistant reversing plug
- Double sealed ball bearings.
- Mounts by belly band, adjustable extended thru-bolts, or Rheem mounting holes w/screws supplied
- UL and CSA approved
- 80°C max ambient
- 60 Hertz
- Totally enclosed
- 208/230 Volts
- Continuous duty, air over
- Lead length 48"
- All-angle mount

• 1-Speed • Reversible • 1/2" x 6<sup>1</sup>/<sub>2</sub>" Shaft • 48 Frame 208/230V • 1075 RPM

<u>HP</u>	<u>Amps</u>	<u>Cap.@370 V</u>	<u>Shell</u>	<u>Weight</u>	<u>Part No.</u>
1/4	1.9	5μ	4.36"	13.0	<b>FE1026SU</b>
1/3	2.5	7.5μ	4.86"	15.9	<b>FE1036SU</b>
1/2	3.8	10μ	5.36"	18.0	<b>FE1056SU</b>
3/4	5.1	15μ	5.61"	18.3	<b>FE1076SU</b>

### 208/230V • 825 RPM

1/4	1.2	5μ	4.61"	15.0	<b>FE1028SU</b>
1/3	1.6	7.5μ	5.11"	15.3	<b>FE1038SU</b>
1/2	2.3	10μ	5.61"	15.4	<b>FE1058SU</b>

4-in-1™ Multi-Horsepower • one capacitor (7.5μ/370) and two leads

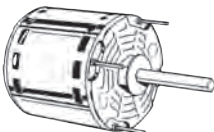
<u>HP</u>	<u>Amps</u>	<u>RPM</u>	<u>Shell</u>	<u>Weight</u>	<u>Ball Part No.</u>
1/3-1/6	1.9	1075	4.11"	11.8	<b>ORM5458BU</b>
1/3-1/8	1.8	825	4.86"	15.8	<b>ORM5488BU</b>

### 70°C 460 Volt • 1075 RPM • Ball Bearings

<u>HP</u>	<u>Amps</u>	<u>Cap</u>	<u>Shell</u>	<u>Weight</u>	<u>Part No.</u>
1/4	1.0	7.5μ	4.74"	12.7	<b>FEH1026SF</b>
1/3	1.3	7.5μ	5.24"	15.4	<b>FEH1036SF</b>
1/2	1.5	10 μ	5.61"	19.0	<b>FEH1056SF</b>
3/4	2.2	10 μ	6.11"	21.1	<b>FEH1076SF</b>

OPEN CONSTRUCTION • BALL BEARING • COMES WITH UNMOUNTED CONDUIT BOX  
• ELECTRICALLY REVERSIBLE • 1075 RPM • 460V PSC

<u>H.P.</u>	<u>Amps</u>	<u>Shaft</u>	<u>Body</u>	<u>Speed</u>	<u>Cap.</u>	<u>Part No.</u>	<u>Century Ref.</u>
1/4	1.1	1/2 x 6 <sup>3</sup> / <sub>8</sub>	4 <sup>1</sup> / <sub>4</sub>	1	5/370	<b>D913</b>	<b>788A</b>
1/3	1.1	1/2 x 6 <sup>3</sup> / <sub>8</sub>	4 <sup>1</sup> / <sub>4</sub>	1	7.5/370	<b>D912</b>	<b>436A</b>
1/2	1.8	1/2 x 6 <sup>3</sup> / <sub>8</sub>	5	1	15/370	<b>D911</b>	<b>435A</b>
3/4	2.2	1/2 x 6 <sup>3</sup> / <sub>8</sub>	5 <sup>1</sup> / <sub>2</sub>	1	15/370	<b>D910</b>	<b>FH1076</b>
3/4	2.5	5/8* x 4 <sup>1</sup> / <sub>2</sub>	5 <sup>1</sup> / <sub>2</sub>	2	15/370	<b>D915</b>	--



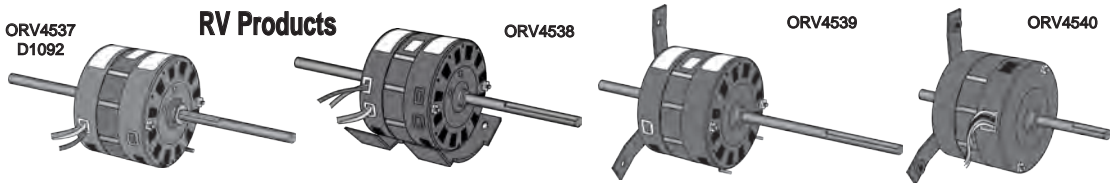
Formerly A. O. Smith Electrical Products Company



# CONDENSER/BLOWER MOTORS

SPECIAL APPLICATION

## RV & MOBILE HOME AIR CONDITIONER MOTORS



HP	RPM	Speeds	Volts	Amps	Rotation	CAP $\mu$ F	Shaft	Motor Dia.	Body	Cross Reference	Part No.
1/5	1650	3	115	2.5	CWLE	5/370V	2 $\frac{1}{16}$ x 1/2 x 3 $\frac{1}{16}$ "	5"	3 $\frac{1}{8}$ "	F42C40A61	ORV4540
1/4	1625	1	115	2.8	CWLE	7.5/370V	5 $\frac{1}{4}$ x 1/2 x 5	5"	4 $\frac{1}{8}$ "	6747A311	ORV4537
1/4	1625	2	115	1.0	CWLE	7.5/370V	5 $\frac{1}{16}$ x 1/2 x 5 $\frac{1}{16}$	5"	3 $\frac{1}{8}$ "	6757B311	ORV4538
1/3	1675	2	115	3.4	CWLE	7.5/370V	7 $\frac{1}{8}$ x 1/2 x 3 $\frac{1}{2}$	5"	3 $\frac{1}{8}$ "	F42B50A01	ORV4539
						Coleman #1468-3109				Fasco#7184-0196	
1/3	1675	2	115	3.4	CWLE	7.5/370V	7 $\frac{1}{8}$ x 1/2 x 3 $\frac{1}{2}$	5"	3 $\frac{1}{8}$ "	1468-3069	D1092
										7855MVA-A11U	


### ARMSTRONG/AIR-EASE




- Sleeve Bearing
- Automatic Overload
- Ambient Temp 40°C
- Semi Enclosed
- 3 Bolt Rear Mount
- Permanent Split Capacitor
- 208/230 Volt
- CWLE
- Replaces R42521-001, R107025-01
- 5" Dia
- 1075 RPM
- 42Y Frame

H.P.	Amps	RPM	A Dim.	Shaft	Dia.	Cap.	Part No.
1/5	1.5	1075	4 $\frac{1}{8}$ "	1/2 X 5 $\frac{1}{8}$	5"	5uf	OMC6517

### CARRIER




- OPEN CONSTRUCTION • BALL BEARING  
• SINGLE SPEED • ELECTRICALLY REVERSIBLE • PSC



Part No.	Volts	Amps	Rpm	A Dim.	Shaft	Replaces
FEH1056S	460	0.9	1050	5 $\frac{1}{2}$	1/2" X 3 $\frac{1}{8}$ "	HC44VL463A
FEH1056S	230/460	3.9/2	1075	6 $\frac{1}{2}$	1/2" x 5 $\frac{3}{8}$ "	Canopy Type

### HEIL-QUAKER - INTER-CITY PRODUCTS

H.P.	Amps	A Dim.	Shaft	Speeds	Rot.	Volt	OEM Ref.	Part No.
1/5	1.3	4	1/2 x 2	1	CW	208/230	HQ1050892EM KA55HXHNK-2379	FSE1016SV1
1/6	2.2	3 $\frac{1}{8}$	1/2 x 2 $\frac{1}{8}$	1	REV	208/230	HQ1052662EM 48HXCLW-1562	D1071



- Ball Bearing
- CWLE

Part No.	H.P.	Amps	Volt	RPM	Cap.	OEM Ref.
45508	1/5	1.5/1.4	208-230	1050(2 Spd)	5 $\mu$	1172508
45598	1/5	1.5/1.4	208-230	1050	5 $\mu$	1086598



# CONDENSER/BLOWER MOTORS

## SPECIAL APPLICATION

### TRANE

Single Speed • Ball Bearing • PSC • Thermally Protected

• CW Rotation • 5.6" dia. • 208-230/460 Volts

Part No.	HP	RPM	Amps	Shaft Dim.	"A" Dim.
D2850	1	1125	4.6/2.3	1/2 x 3.45	5.6"

X706070706010, X70671180017, MOT3771, MOT5717

Part No.	HP	RPM	Amps	Shaft Dim.	"A" Dim.
D2851	1	1125	4.6/2.3	5/8 x 3 3/4 Keyed	5.6"

X7067165301, X7067165601, X70671654, MOT9192, MOT9198

• Cradle Base • 5.6" dia • Reversible • 115 Volts • Cap. Included

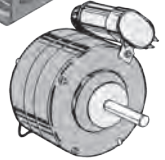
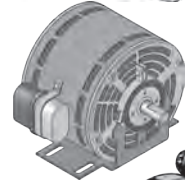

Part No.	HP	RPM	Amps	Shaft Dim.	"A" Dim.
P9584	1/4	1075	2.81	1/2" x 1 1/4"	5.458"

X70370241010, MOT9584, MOT18951, 5KCP39MGB434X


• Sleeve Bearing • 5" dia. • 230 Volts • CW Rotation

Part No.	HP	RPM	Amps	Shaft Dim.	"A" Dim.
D1050	1/8	1550	1.1	1/2" x 3"	3 1/4"

GE A/C Condenser KSP29DK1728S, Trane WW94X236SP, WW94X936PSC



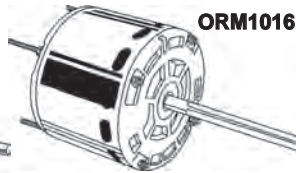
### RHEEM / RUUD



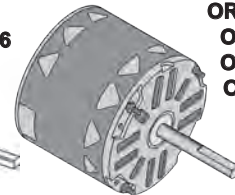
D2834



ORM5458



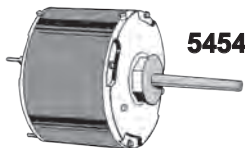
ORM1016



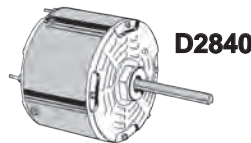
ORM1008V1,  
ORM1028,  
ORM1038,  
ORM1058

208-230 Volts • 5.6" Dia • 1/2" Shaft Dia. • Stud Mounting

H.P.	Amps	Spd.	Cap.	Holes	Rot.	"A" Dim	Shaft Length	Reference No.	Part No.
<b>825 RPM</b>									
1/2	3.4	1	15μ	8	CCWLE	4 7/8"	3 1/4"	51-12103-08	ORM1058
1/3	2.8	2	10μ	8	CCWLE	4 7/8"	2 1/2"	51-12103-07	ORM1038
1/4	2.0	2	7.5μ	8	CCWLE	4 3/4"	3 3/8"	51-12103-06	ORM1028
1/8	1.4	2	5μ	8	CCWLE	3 3/4"	2 1/2"	51-12101-05	ORM1008V1
<b>1075 RPM</b>									
1/3 - 1/6	2.0-1.0	1	7.5μ	8	C.W.	4 1/2"	6 1/2"	51-23053-11	ORM5458
1/5	1.1	2	5μ	4	Rev.	3 3/4"	5 1/2"	20682-01	ORM1016



5454



D2840

"A" Shaft Dia.

H.P.	Volts	Amps	RPM	Spd.	Cap.	Mtg.	Dia.	Rot.	Dim & Length	Reference No	Part No.
1/5	208-230	1.3	1075	1	PSC	Stud	5.6	C.W.	3 3/4 1/2 x 4 1/2	51-21853-82	D2840
1/5	208-230	1.7	1075	1	3μ	Stud	5.6	Rev.	3.81 1/2 x 3.7	51-20762-01	5454

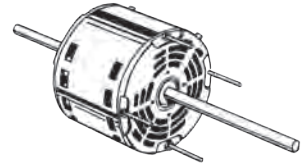
D2834 Use 5μ 370V for 208-230V applications and 7.5μ 370V for 200V applications.

\*Has 4 drilled and tapped holes in shell.\* Includes 8 drilled & tapped holes in shell.

# 5 1/2" DOUBLE SHAFT MOTORS

**DOUBLE SHAFT 39-48 FRAME MOTORS  
FOR WINDOW AIR CONDITIONER UNITS  
AND DIRECT DRIVE BLOWERS**

**Use 5 MFD 370V Capacitor  
115V - 6 Pole - 1075 RPM - 3 Speed**



**X Bracket Adapter Kit not included Order KIT200**

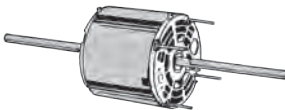
H.P.	Amps	Volts	Body Length	Shaft	Fasco Ref.	Part No.
1/8	1.8	115	3 <sup>11</sup> / <sub>16</sub>	8 <sup>5</sup> / <sub>16</sub> x 1/2 x 7 <sup>9</sup> / <sub>16</sub>	—	<b>RAL1006+</b>
1/6	2.7	115	3 <sup>1</sup> / <sub>2</sub>	7 <sup>1</sup> / <sub>2</sub> x 1/2 x 9	D754	<b>RAL1016+</b>
1/4	3.9	115	4	10 x 1/2 x 10	D756	<b>RAL1026A+</b>
1/3	6.9	115	4 <sup>1</sup> / <sub>4</sub>	8 <sup>1</sup> / <sub>2</sub> x 1/2 x 8 <sup>1</sup> / <sub>2</sub>	D757	<b>RAL1036+</b>
1/2	9.6	115	5 <sup>1</sup> / <sub>4</sub>	8 x 1/2 x 8	D761	<b>RAL1056+</b>

**230 - 6 Pole - 1075 RPM - 3 Speed**

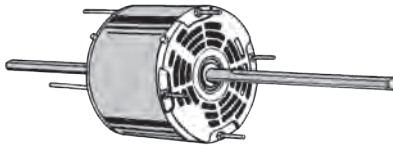
H.P.	Amps	Volts	Body Length	Shaft	Fasco Ref.	Part No.
1/8	.9	230	3 <sup>3</sup> / <sub>4</sub>	7 <sup>1</sup> / <sub>2</sub> x 1/2 x 9	D750	<b>RA1006+</b>
1/6	1.4	208/230	3 <sup>1</sup> / <sub>2</sub>	7 <sup>1</sup> / <sub>2</sub> x 1/2 x 9	D752	<b>SA1016</b>
1/4	1.9	208/230	4	7 <sup>1</sup> / <sub>2</sub> x 1/2 x 8 <sup>1</sup> / <sub>2</sub>	D755	<b>SA1026</b>
1/3	2.3	208/230	4 <sup>1</sup> / <sub>2</sub>	8 <sup>1</sup> / <sub>2</sub> x 1/2 x 8 <sup>1</sup> / <sub>2</sub>	D758	<b>SA1036V1</b>
1/2	2.7	208/230	5 <sup>1</sup> / <sub>16</sub>	7 <sup>1</sup> / <sub>16</sub> x 1/2 x 6 <sup>3</sup> / <sub>16</sub>	—	<b>RA1056+</b>
3/4	5.7	208/230	5 <sup>1</sup> / <sub>2</sub>	8 x 1/2 x 8	D763	<b>RA1076+</b>

**+INCLUDES X BRACKET ADAPTER KIT**

## 277 VOLT - 6 Pole - 1075 RPM - 3 Speed



H.P.	Amps	Cap.	Body Length	Shaft	Ref.	Part No.
1/6	.9	5/370	3 <sup>3</sup> / <sub>4</sub>	8 <sup>1</sup> / <sub>2</sub> x 1/2 x 8 <sup>1</sup> / <sub>2</sub>	D979	<b>7RA1016+</b>
1/4	1.5	5/370	4 <sup>1</sup> / <sub>4</sub>	8 <sup>1</sup> / <sub>2</sub> x 1/2 x 8 <sup>1</sup> / <sub>2</sub>	—	<b>7RA1026+</b>
1/3	2.2	7.5/370	4 <sup>1</sup> / <sub>2</sub>	8 <sup>1</sup> / <sub>2</sub> x 1/2 x 8 <sup>1</sup> / <sub>2</sub>	—	<b>7RA1036+</b>



## **4 POLE - 1625 RPM - 3 SPEED**

**DOUBLE SHAFT 39-48 FRAME MOTORS  
FOR WINDOW AIR CONDITIONER UNITS  
AND DIRECT DRIVE BLOWERS  
X BRACKET ADAPTER KIT  
NOT INCLUDED  
ORDER KIT200**

**ALL MOTORS USE  
5 MFD 370 V Capacitor**

H.P.	Amps	Body Length	Volts	Shaft	Reference	A.O. Smith Part No.
1/4	3.8	4 <sup>1</sup> / <sub>4</sub>	115	8 <sup>1</sup> / <sub>2</sub> x 1/2 x 8 <sup>1</sup> / <sub>2</sub>	—	<b>RAL1024+</b>
1/3	5.9	4 <sup>1</sup> / <sub>2</sub>	115	8 <sup>1</sup> / <sub>2</sub> x 1/2 x 8 <sup>1</sup> / <sub>2</sub>	—	<b>RAL1034+</b>
1/2	9.4	5	115	7 <sup>1</sup> / <sub>2</sub> x 1/2 x 7 <sup>1</sup> / <sub>2</sub>	—	<b>RAL1054+</b>

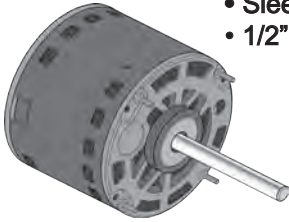
## **4 POLE - 1625 RPM - 3 SPEED**

H.P.	Amps	Body Length	Volts	Shaft	Ref	Part No.
1/4	2.1	4	208/230	8 <sup>1</sup> / <sub>2</sub> x 1/2 x 8 <sup>1</sup> / <sub>2</sub>	D774	<b>RA1024+</b>
1/3	2.6	4 <sup>1</sup> / <sub>2</sub>	208/230	8 <sup>1</sup> / <sub>2</sub> x 1/2 x 8 <sup>1</sup> / <sub>2</sub>	D771	<b>RA1034+</b>
1/2	4.1	4 <sup>3</sup> / <sub>4</sub>	208/230	8 x 1/2 x 8	D772	<b>RA1054+</b>
3/4	5.7	5 <sup>1</sup> / <sub>2</sub>	208/230	5 x 1/2 x 5	D778	<b>RA1074+</b>

**+INCLUDES X BRACKET ADAPTER KIT**

# 5½" FURNACE AND AIR HANDLER MOTORS

## 40°C DIRECT DRIVE FURNACE BLOWER MOTORS



Parts  
Connect®


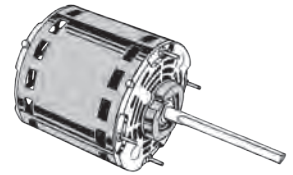
- Sleeve Bearings
- 1/2" x 4" Shaft w/Flat
- 3 Speed
- Open Enclosure
- 1075 RPM
- PSC
- Reversible

HP	Amps	Volts	Cap.	Part No.
1/4	4.2 - 2.4 - 2.0	115	5µ	PC3583
1/3	5.5 - 3.0 - 2.0	115	7.5µ	PC3585
1/2	7.5 - 4.5 - 3.0	115	10µ	PC3587
3/4	10.2 - 7.3 - 4.5	115	15µ	PC3589
1/4	2.0 - 1.1 - 0.9	208-230	5µ	PC3584
1/3	2.8 - 1.7 - 1.2	208-230	5µ	PC3586
1/2	3.6 - 2.3 - 1.6	208-230	10µ	PC3588
3/4	5.5 - 4.5 - 3.2	208-230	10µ	PC3590

## 40°C DIRECT DRIVE FURNACE BLOWER MOTORS CAPACITOR INCLUDED

- Sleeve Bearings
- 1/2" x 6" Shaft w/Flat
- Capacitor Included in the Box
- 1075 RPM
- Open Enclosure
- PSC
- Reversible

Parts  
Connect®



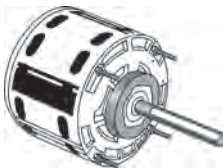
HP	AMPS	Speeds	Cap.	Length	Part No.
<b>115 Volt • 1075 RPM • OPEN • Sleeve Bearings</b>					
1/2-1/3-1/4-1/5	7.7/5.5/4.2/3.3	4	10µ	5¼"	PCD701
1/6-1/8-1/10	2.5	3	5µ	4¼"	PCD928*
1/4-1/5-1/6	4.8/3.3/2.6	3	5µ	4"	PCD721
1/3-1/4-1/5	5.4/4.6/3.8	3	5µ	4¼"	PCD727
3/4-1/2-1/3	4.8/3.3/2.6	3	10µ	5½"	PCD728
<b>208-230 Volt • 1075 RPM • OPEN • Sleeve Bearings</b>					
1/4-1/6-1/8	2.2/1.5/4.2/1.1	3	5µ	4"	PCD725
1/3-1/4-1/5	1.8	3	5µ	4¼"	PCD923
3/4-1/2-1/3	5.4/3.8/2.9	3	10µ	5½"	PCD729

\* Shaft 1/2" X 5½"

## POPULAR DIRECT DRIVE FURNACE BLOWER MOTORS

### 115-230 VOLT MOTORS

- 2, 3 & 4 SPEED - 1075 RPM • SLEEVE BEARING • SINGLE SHAFT
- 39-48 FRAME • ELECTRICALLY REVERSIBLE FAN MOTOR



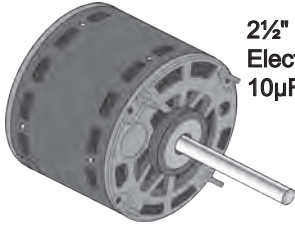
HP	Volts	Amps	Speed	Shaft Length	Body Length	Capacitor Req.	Fasco Part No.	Century Reference
1/6	115	2.7	3	5¼"	3¾"	5/370	D928	FDL1016
1/4	115	4.8	3	6"	4"	5/370	D721	DL1026
1/4	208/230	2.2	3	6"	4"	5/370	D725	D1026
1/3	115	5.9	3	4½"	4½"	5/370	D727	DL1036
1/3	208/230	2.9	3	6"	4¼"	5/370	D923	D1036
1/2	115	7.7	4	5½"	5¼"	10/370	D701	DL1056
1/2	115	7.3	4	3¾"	4¼"	10/370	D806*	FDL6001
1/2	208/230	4.2	3	6"	5"	7.5/370	D703	D1056
3/4	115	11.9	3	6"	5½"	10/370	D728	DL1076
3/4	115	9.5	4	6"	5½"	15/370	D724*	ORM1076*
3/4	115	9.8	5	6"	5½"	40/370	-	FDL1076V1
3/4	208/230	5.1	3	6"	5½"	10/370	D729	D1076
1	115	11.8	3	6"	6"	20/370	D712	BDL1106
1	208/230	5.3	3	6"	5½"	20/370	D711	BD1106

\* Has drilled & tapped holes for Rheem Application



# 5½" BLOWER MOTORS

## 4-SPEED MULTI-HP PSC FURNACE BLOWER

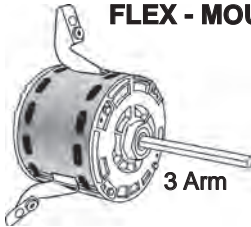


- 2½" Mtg Rings
  - Electrically Reversible
  - 10µF370V Capacitor
  - 48Y Frame
  - Sleeve Bearing
  - 5 x 1/2" Shaft/4" Flat
  - 1075 RPM 4 Speed
  - Automatic Overload
  - 40°C
- Tapped with 4 sets of mounting holes drilled in the shell to allow for Rheem mounting. See Page 161 for Rheem Bracket Kit.**

Parts  
Connect®


H.P.	Volts	Amps.	Body Length	Shaft Length	Part No.
1/2 - 1/6	115	7.0	4.81"	5"	PC3463
3/4 - 1/5	115	9.1	4.81"	5"	PC3466
1/2 - 1/6	208/230	3.9	4.81"	5"	PC3464
3/4 - 1/5	208/230	3.9	4.81"	5"	PC3467

## FLEX - MOUNT MOTORS PSC • OPEN VENTILATION • AIR-OVER



- Ideal for blowers and fans used in furnaces
- 115/230 VAC
- Sleeve bearings
- 1075 RPM

- Electrically reversible
- Thermally protected
- UL recognized
- All angle mount bearings




H.P.	Volts	Amps	Speed	Body Length	Shaft Dim.	Cap Required	Part No.	Reference
1/4	115	3.6	4	4	1/2 x 6	5/370	43783	D1730
1/3	115	4.8	4	4½	1/2 x 6	10/370	43785	20203 D1731
1/2	115	8.0	4	5-19/16	1/2 x 6	10/370	43787	20201 D1732
3/4	115	9.0	3	5.41	1/2 x 5	15/370	43789	20208
1/4	230	2.0	4	4½	1/2 x 6	5/370	43784	20204 D1733
1/3	230	2.6	4	4½	1/2 x 6	10/370	43786	D1734
1/2	230	4.0	4	4½	1/2 x 6	10/370	43788	D1735
3/4	230	4.5	3	5.41	1/2 x 5	10/370	43790	
3/4	115	11.0	3	5½	1/2 x 2¾	10/370	82113*	HC45TE113

\*82113 is a 4 Arm Flex Type Mount

460 Volt Models Available

## RESCUE® Liberty™ Furnace and Air Handler Direct Drive Blower Multi-Horsepower Motor

- Horsepower: 1/2–1/6 HP
- Enclosure: Open Air Over (OAO)
- Speed Range: 1075 RPM
- Rated Voltages: 115 and 208–230
- Ambient Rating: 60°C (140°F)
- Capacitor: Compatible with 370V (not included)
- Mounting: Thru-Bolts, Rheem Shell Holes, or Belly Band; Extended Mounting Studs; 2.5" Dia. Hub Rings Included
- 1075 RPM • Bearing: SAB




HP	Volts	Cap	Amps	Length	Shaft	Part No.
1/2-1/6	115	12.5-7.5µ	7.3	10.8"	1/2 x 5½"	US5460
1/2-1/6	208-230	10-5µ	3.6	10.3"	1/2 x 5"	US5461

# BLOWER MOTORS

## PSC • Direct Drive Fan & Blower • 5.6" Dia. • Open Air Over

- Stud Extensions
- 48Y Frame
- 115 Volt
- Permanent Split Capacitor
- Continuous Duty, Air Over
- All Angle Mount
- Requires 370 Volt Run Capacitor (not included)
- SAB Bearings Have All Angle Thrust System
- 24" Leads
- 1075 RPM
- 60 HZ
- 5" Shaft
- Auto Thermal Protection
- 2.5" Diameter Hub Rings Included
- Class B Insulation
- 3 Speed
- Reversible Rotation
- 24" Leads



HP	Part No.	Volts	µF @370V	Amps	"A" Dim
1/4	1863	115	7.5	3.5	4.3
	1971	208-230	7.5	1.5	4.3
1/3	1864	115	7.5	5.0	4.6
	1972	208-230	7.5	1.9	4.3
1/2	1865	115	10.0	6.5	5.4
	1973	208-230	10.0	2.9	5.3
3/4	8904	115	15.0	9.5	5.4
	8905	208-230	15.0	4.0	5.6
1	PC8906	115	20.0	12.1	6.1
	8907	208-230	20.0	5.6	6.1

## RESCUE® the Ultimate Truck Stock Motor

### PSC Motors for Furnace & Air Handler Direct Drive Blower Applications

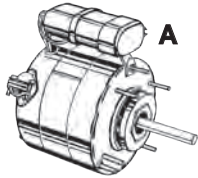
- 48 Frame, 5.6" Diameter
- 1075 RPM applications
- All-Position Mount
- Mounts with Thru-Bolts, Shell Holes or Belly Band
- 36" Leads
- Extended Mounting Studs
- 2.5" Diameter Hub Rings Included
- Reversible Rotation

Part No.	HP	Volts	µF@	AMPS	SHAFT	"A"
			230V			DIM
<b>1075 RPM 4 Speed Taps</b>						
5460*	1/2-1/6	115	7.5-10	2.8-7.3	5.0	5.9
5470◇	3/4-1/5	115	10-20	3.1-8.1	5.0	6.6
5461*	1/2-1/6	208-230	5-10	1.3-3.6	4.5	5.9
5471◇	3/4-1/4	208-230	10-20	1.7-4.1	5.0	6.6

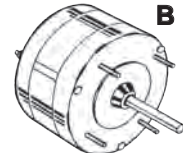
- ◇ Ball Bearing
- \* Sleeve Bearing



# UNIT HEATER MOTORS




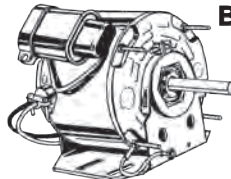
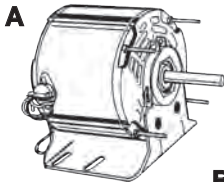
## TOTALLY ENCLOSED MOTORS FOR UNIT HEATERS & VENTILATORS



**5" DIAMETER**  
- 6 POLE - 1075 RPM

H.P.	Amps	Body Length	Shaft L x Dia.	Speeds	Volt	Cap.	Type	Rot.	Part No.
1/20	2.0	3 5/8"	3" x 3/8"	1	115	S.P.	B	C.W.	<b>D0978</b>
1/6	2.3-1.1	3 5/8"	3" x 1/2"	2	115	Incl.	A	Rev	<b>D261</b>
1/6	2.9	3 5/8"	3" x 1/2"	1	115	Incl.	A	C.W.	<b>360</b>

## 5 5/8" DIAMETER - 115 VOLT - BALL BEARING - 1/2" SHAFT



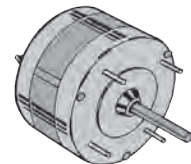
H.P.	Amps	Body Length	Shaft Length	Speeds	RPM	Cap.	Type	Rot.	Part No.
1/8	2.0	4 1/4"	3 1/4"	1	<b>1625</b>	Incl.	B	Rev.	<b>D736+</b>
1/6	2.7	4 1/4"	3"	1	1075	Incl.	A	Rev.	<b>UH1016</b>
1/6	2.5	4 1/4"	4 1/2"	2	1075	5/370	C	Rev.	<b>136A</b>
1/4	3.8	4 1/4"	5"	1	1075	Incl.	B	Rev.	<b>UH1026V1</b>
1/3	4.1	4 3/4"	3"	1	1075	Incl.	A	Rev.	<b>UH1036</b>
1/2	5.5	4 1/2"	6"	1	<b>1140</b>	Incl.	B	C.W.	<b>733A#</b>

**+1625 RPM**

**#1140 RPM**

## DIRECT REPLACEMENT FOR Beacon-Morris, Sterling, Trane, Williams & Others 5" Dia - 115V

Part No.	HP	RPM	Amps	Type	Shaft	Body	Ref
<b>P01871</b>	1/20	1050	1.7	SP	3" x 3/8"	3 3/4"	7151-0101 J31R01871 (90871)
<b>P01872</b>	1/15	1050	2.5	SP	3" x 3/8"	3 3/4"	A0524A2161 J31R01872 (90872)
<b>P4086</b>	1/30	1075	1.75	PSC	2" x 1/2"	2 1/4"	A0510B2178 7151-2142
<b>P4093*</b>	1/4	1075	4.7	PSC	3 1/4" x 1/2"	4 1/8"	A0820B2597 J3104093
<b>P4094*</b>	1/3	1075	5.6	PSC	3" x 1/2"	4 3/8"	A0820B2596 J3104093



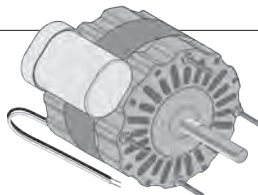
**P01871**



**P4086**


\* Capacitor Included

**P4093**  
**P4094**



# BELT DRIVE & OIL BURNER MOTORS

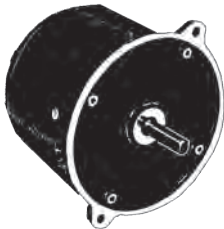
**MOTORS FOR BELT DRIVEN BLOWERS, FURNACES & EXHAUST FANS  
SPLIT PHASE - 1725 RPM - 115V**



40C. Ambient, Open drip proof, resilient base. Reversible at terminal board. For CW or CCW rotation. Continuous duty with thermal overload protection. ,

- Sleeve Bearing
- Shaft: 1/2 Flat w/5/8 adapter
- 115V
- 1725 RPM
- Single Speed
- Service Factor 1.25 + .
- Base 48 and 56

<u>H.P.</u>	<u>Century</u>	<u>Packard</u>	<u>US Motors</u>
1/4	<b>GF2024</b>	<b>45014</b>	<b>8000</b>
1/3	<b>GF2034</b>	<b>45013</b>	<b>8100</b>
1/2	<b>GF2054</b>	<b>45012</b>	<b>8200</b>



## OIL BURNER MOTORS 115 Volt, Split Phase

- Sleeve bearing
- 48N (7.25" lug center) & 48M (6.75" lug center) frame
- Reversible
- Continuous duty
- 60 HZ
- Manual overload
- 40°C ambient
- 1.0 S.F.
- Factory connected for CW rotation

### NOTES

1. Provisions for mounting 4" x 4" conduit box.
2. Rotation switch for easy reversing.
3. 20" leads at 3:00.
4. 20" leads at 9:00.
5. 11" cable at 5:00.
6. 20" cable at 9:00.
7. Open shaft end bell.

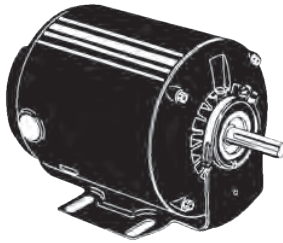
<u>H.P.</u>	<u>Frame</u>	<u>RPM</u>	<u>Notes</u>	<u>Part No.</u>
1/8	48N	1725	1-2-4	<b>0600</b>
1/7	48M	3450	1-2-6	<b>EL2002V1</b>
1/6	48N	1725	1-3	<b>XEL2014</b>
1/3	48N	1725		<b>EL2034</b>




- 1/7 HP • 115V • 1.80 Amp • 3450 RPM • 1/2" x 1 1/8" Shaft • 48M Frame
- PSC Motor • 20µF 250V Capacitor • Ball Bearing • CCWSE
- Direct Replacement For Beckett 21805U, Emerson 3248, GE 4777
- Easy Installation With New Flange Style (Aluminum)
- 18 1/2" Lead Set • Manual Thermal Protection • Continuous Duty
- Class F Insulation • 40°C Ambient • UL and CSA Recognized

**0100** Oil Burner Motor





## CAPACITOR START DUAL VOLTAGE BALL BEARING with BASE



Single phase, capacitor start, 115/208-230 Volt, 60HZ, open drip proof, ball bearing, 40°C continuous duty, nema service factor.

HP	RPM	Volts	S.F.	Frame	Shaft	Part No.	US Motors (Ref)
1/2	3450	115/208-230	1.6	56	5/8" Key	RB1052L	D34CA2JH9
1/2	1750	115/208-230	1.25	56	5/8" Key	RB1054AV1	D12C2J9
3/4	3450	115/208-230	1.5	56	5/8" Key	BK1072	D34CA1J9
3/4	1750	115/208-230	1.25	56	5/8" Key	C1156	D34CA2JH9
1	3450	115/208-230	1.4	56	5/8" Key	BK1102	D1CA1J9
1	1750	115/208-230	1.25	56	5/8" Key	RB1104AV1	D1CA2JH9
1½	3450	115/208-230	1.3	56H	5/8" Key	B722L	D32CA1JH9
1½	1750	115/208-230	1.15	56H	5/8" Key	RB1154AV1	4242
2	1750	115/208-230	1.15	56H	5/8" Key	RB1204AV1	D2CA2JH

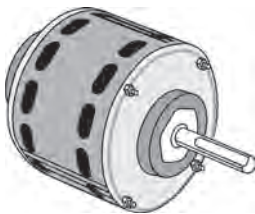
### 3 PHASE RESILIENT BASE MOTORS

Three phase, 230/460 and 208-230/460 Volt, 60HZ, open drip proof, ball bearing, 40°C continuous duty, nema service factor.

HP	RPM	Volts	S.F.	Frame	Shaft	Protector	Part No.
1/2	3450	230/460	1.6	56	5/8" Key	Auto	H840
1/2	1750	208-230/460	1.25	56	5/8" Key	Auto	BK3054V1
3/4	3450	230/460	1.5	56	5/8" Key	Auto	H841V1
3/4	1750	208-230/460	1.25	56	5/8" Key	Auto	BK3074
1	3450	230/460	1.4	56	5/8" Key	Auto	BK3102
1	1750	208-230/460	1.25	56	5/8" Key	Auto	G100
1½	3450	208-230/460	1.3	56H	5/8" Key	Auto	H843V1
2	1750	208-230/460	1.15	56H	5/8" Key	Auto	G127

## EVAPORATIVE COOLER MOTORS

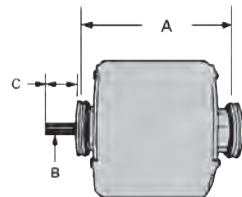
### ALL COPPER WINDINGS



Two Speed  
1.0 Service Factor  
Sleeve Bearing  
60 Hz.  
Moisture Resistant Terminal Board  
Electro Zinc Plated Rotating Switch Parts

Nema 56Z Frame  
2½" Mounting Rings  
Split Phase  
CW Shaft End

Auto O'Load  
7½" Ring to Ring  
Open Drip



HP	RPM	Speeds	Volts	Amps	"A"	"B"	"C"	Part No.
1/3	1725/1140	2	115	6.5/3.5	7.50"	1/2"	1.50"	SVB2034V1
1/2	1725/1140	2	115	8.4/4.0	7.50"	1/2"	1.50"	SVB2054V1
3/4	1725/1140	2	115	10.5/5.1	7.50"	1/2"	1.50"	SVB2074V1
3/4	1725/1140	2	230	5.1/2.5	7.50"	1/2"	1.50"	SVB2074HV1
1-½	1725/1140	2	115	12.3	9.44"	5/8"	2.13"	†SV2104L
1-½	1725/1140	2	230	6.2	9.44"	5/8"	2.13"	†SV2104HL

† CAPACITOR START • BASE & CLAMPS INCLUDED

## SINGLE PHASE - CAPACITOR START



- Rigid base
- Ball bearing
- Electrically reversible
- Drip proof
- 40°C Ambient



	<u>H.P.</u>	<u>RPM</u>	<u>Volts</u>	<u>NEMA Frame</u>	<u>SF</u>	<u>Prot.</u>	<u>Part No.</u>
	1/3	1725	115/208-230	56	1.35	Auto	<b>C159A</b>
	1/2	3450	115/230	56	1.25	None	<b>C842ES</b>
	1/2	1725	115/230	56	1.25	Auto	<b>C460ES</b>
	1	3450	115/208-230	56	1.25	None	<b>C1475A</b>
	1	1725	115/230	56	1.15	Auto	<b>C682ES</b>
	1.5	1725	115/208-230	56H	1.15	Auto	<b>C688ES</b>
	2	3450	115/230	56H	1.15	None	<b>C187A</b>
	2	1725	115/208-230	56H	1.15	Auto	<b>OB1204ALES</b>
	3	3450	115/230	182T	1.15	None	<b>V210M2</b>
	3	1800	115/230	184T	1.15	None	<b>D3C2P18</b>

## SINGLE PHASE - CAPACITOR START - TOTALLY ENCLOSED FAN COOLED (TEFC)

- Rigid base
- Ball bearing
- Electrically reversible
- Drip proof
- 40°C Ambient
- 115/230 V
- 56 Frame



	<u>H.P.</u>	<u>RPM</u>	<u>NEMA Frame</u>	<u>SF</u>	<u>Prot.</u>	<u>Part No.</u>
	1/2	3450	56	1.0	None	<b>B621</b>
	1/2	1725	56	1.15	Auto	<b>C613V1</b>
	3/4	3450	56	1.0	None	<b>B664</b>
	3/4	1725	56	1.0	Auto	<b>C671V1</b>
	1	3450	56	1.0	None	<b>B674</b>
	1	1725	56	1.0	Auto	<b>C685</b>

## THREE PHASE • VCM™ • 70°C Ambient

### JuggerNaut™

When you need a motor that can handle the severe demands that inverters create, look no further



- UL and CSA Class F insulation for 70°C (158°F) max ambient conditions provides longer motor life.
- Inverter Duty Rated to be Corona Free with conductive bearing grease for reliable use with today's inverters.
- Voltage Change Module (VCM)™ – Quick connect voltage change device makes changes quick and easy.
- Easy to remove 56H rigid base provides maximum mounting versatility and reduces inventory.
- JuggerNaut condenser fan motors are available in 1 HP, 1.5 HP and 2 HP at 1140 RPM and 1 HP at 850 RPM. All are three phase and 208-230/460 volt.

208-230/460 Volt • 56H Frame • Reversible • Three Phase • Ball Bearing

<u>Part No.</u>	<u>HP</u>	<u>Amps</u>	<u>RPM</u>	<u>Length</u>	<u>Shaft</u>	<u>Wt.</u>	
<b>H1050AV1</b>	1820	1.0	4.0-4.4/2.2	1140	16.63	5/8" x 6"	29
<b>H1051AV1*</b>	1821	1.5	5.8-5.8/2.9	1140	17.63	5/8" x 6"	38
<b>H1052AV1</b>	1821	2.0	7.0-7.4/3.7	1140	18.63	5/8" x 6"	45
<b>H1053AV1</b>		1.0	5.0-5.2/2.6	850	18.63	5/8" x 6"	45

# INDUSTRIAL MOTORS




Formerly A. O. Smith Electrical Products Company

- Rigid base
- Continuous Duty
- Protection - None
- Models with Protection Available
- Ball bearing
- 40°C Ambient

## THREE PHASE - DRIP PROOF



## THREE PHASE TOTALLY ENCLOSED FAN COOLED (TEFC)



H.P.	RPM	Volts	Frame	Part No.
1/2	1725	208-230/460	56	H273LES
3/4	3450	208-230/460	56	H377ES
3/4	1725	208-230/460	56	H581AES
1	3450	208-230/460	56	H602ES
1	1725	208-230/460	56	H882LES
1.5	3450	230/460	56H	FX328K001
1.5	1725	208-230/460	56H2	H885L
2	1725	208-230/460	145T	H181LES
3	1800	230/460	182T	E217M2
5	3600	230/460	182T	E204M2
5	1800	230/460	184T	E219M2
7.5	3600	230/460	184T	GT0015A
7.5	1800	230/460	213T	E317M2
10	3600	208-230/460	213T	TO133
10	1800	208-230/460	215T	GT0019A
15	3600	208-230/460	215T	TO138
15	1800	230/460	254T	E451M2
20	3600	230/460	254T	GT0061
20	1800	230/460	256T	GT0062
25	3600	230/460	256T	GT0064
25	1800	230/460	284T	E514M2
30	3600	230/460	284TS	GT0069
30	1800	230/460	286T	E516M2
40	3600	230/460	286TS	E585M2
40	1800	208-230/460	324T	TO156
50	3600	230/460	286TS	GT0076
50	1800	208-230/460	326T	GT0077

H.P.	RPM	Volts	Frame	Part No.
1/3	1725	208-230/460	56	H263L
1/2	3450	208-230/460	56	H274V1
1/2	1725	208-230/460	56	H868L
3/4	3450	208-230/460	56	H448
3/4	1725	208-230/460	56	H869L
1	3450	208-230/460	56	K163
1	1800	230/460	143T	TE102
1	1725	208-230/460	56	H524LES
1.5	3600	230/460	143T	TE110
1.5	1800	230/460	145T	TE108
2	3600	208-230/460	145T	GT1506
2	1800	230/460	145T	TE115
3	3600	208-230/460	182T	GT1009A
3	1800	208-230/460	182T	GT1010A
5	3600	208-230/460	184T	GT1012A
5	1800	208-230/460	184T	GT1013A
7.5	3600	208-230/460	213T	GT1015A
7.5	3600	208-230/460	213T	GT1016A
10	3600	208-230/460	215T	GT1018A
15	3600	208-230/460	254T	GT1021A
15	1800	208-230/460	254T	GT1022A
20	3600	208-230/460	256T	GT1024A
25	3600	208-230/460	286TS	GT1027A
25	1800	208-230/460	284T	GT1028A
30	3600	208-230/460	286TS	GT1030A
30	1800	208-230/460	286T	GT1031A
40	3600	208-230/460	324TS	GT1033A
40	1800	208-230/460	324T	GT1034A
50	3600	208-230/460	326TS	GT1036A
50	1800	208-230/460	326T	GT1037A

MOTORS

# COMMERCIAL MOTORS

## 56 FRAME 4 IN 1 MOTORS



TEFC, C-Face with Removable Base.

This unique 4-in-1 design allows for replacement of Drip proof, TEFC, C-Face, or Rigid base motors.

- \* Double sealed ball bearings, mechanically locked on shaft end
- Bolt on, easily removable rigid base.
- Class F insulation (3-Phase only)
- Suitable for horizontal or vertical mounting

### THREE PHASE 208-230/460V

#### • INVERTER DUTY

H.P.	RPM	Frame	Part No.
1/3	3600	56C	D390*
1/3	1800	56C	G580*
1/2	3600	56C	D391
1/2	1800	56C	G581
3/4	3600	56C	D392
3/4	1800	56C	G582
1	3600	56C	D393A
1	1800	56C	G583A
1½	3600	56C	D394A
1½	1800	56HC	G584A
2	3600	56HC	D395A
2	1800	56HC	G585A
3	3600	56HC	FX03BK002
3	1800	56HC	GT1210A

\*TENV

### SINGLE PHASE 115/208-230V

#### • CAPACITOR START

H.P.	RPM	Frame	Part No.
1/3	1800	56C	G570
1/2	3600	56C	D311
1/2	1800	56C	G571
3/4	3600	56C	D312
3/4	1800	56C	G572
1	3600	56C	D313
1	1800	56C	G573
1½	3600	56C	D314^
1½	1800	56HC	G574^
2	3600	56HC	D315^
2	1800	56HC	G575^

^CAP START/CAP RUN

**marathon**<sup>®</sup>  
Motors

# WATER HEATER DRAFT INDUCERS

This line of draft inducers is specifically designed to replace OEM draft inducers in water heating appliances. And as with every draft inducer we sell, all are thermally protected, UL recognized and CSA certified.

1-Speed • 115V • Shaded Pole




Part No.	OEM	Fasco No.	OEM Part No. or Unit #	HP	RPM	AMP	Rot.	Bearing	Encl.
W3	Bradford White	7021-12180	239-39785-00	1/17	3000	1.8	CCW	Ball	Open
W4	A.O. Smith	7021-10910	183381-000	1/20	3400	1.8	CCW	Sleeve	Open
W8	GSW	7021-9756	63172	1/25	3200	1.3	CW	Sleeve	OFC
W10	State Ind.	7021-11086	0012400540	1/20	3400	1.8	CCW	Sleeve	OFC
W11	Bradford White	7021-12654	265-45584-00	1/12	3000	3.1	CW	Ball	



# FARM DUTY MOTORS

## Farm Duty / Agriculture, High Torque Single Phase, TEFC

- Ball bearings \* 1800RPM
- 1.15 Service Factor
- Capacitor start design for high starting torque
- Capacitor start/capacitor run design for higher efficiency
- Low temperature manual reset thermal protector
- Totally enclosed and fully gasketed for dirty environments
- Condensate drains • 56 Frame
- Shaft slinger
- UL Recognized and CSA Certified
- 115/208-230V



<u>HP</u>	<u>Frame</u>	<u>Amps</u>	<u>Weight</u>	<u>Part No.</u>
1/2	56	9.0/4.5	21	<b>F102</b>
3/4	56	8.8/4.4	29	<b>F103</b>
1	56	13.2/6.6	37	<b>F104</b>
1½	56H	15.2/7.6	41	<b>F105</b>

## Farm Duty / Agriculture, Extra-High Torque Chore Motor® Single Phase, TEFC, Rigid Base



- Class F insulation
- 1.15 Service Factor
- Ball bearings
- 300% and greater starting torque for hard-to-start applications
- Totally enclosed and fully gasketed for dirty environments
- Manual reset thermal protector
- Condensate drains
- Shaft slinger
- UL Recognized & CSA Certified
- 1800RPM

MOTORS

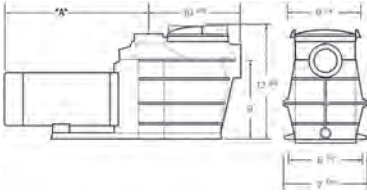
<u>HP</u>	<u>Frame</u>	<u>Volts</u>	<u>Amps</u>	<u>Shaft</u>	<u>Weight</u>	<u>Part No.</u>
2	182TZ	115/230	24.0/12.0	7/8" x 2¾"	68	<b>Z112A</b>
3	184T	230	19.0	1½" x 2¾"	90	<b>Z113A</b>
5	184T	208-230	23.8/21.8	1½" x 2¾"	98	<b>Z114A</b>
5	213TZ	230	23.0	1½" x 3½"	119	<b>Z117</b>
7½	215TZ	230	32.0	1½" x 3¾"	155	<b>Z115</b>
10	2154T	230	40.0	1¾" x 3½"	133	<b>Z116</b>

# IN GROUND POOL PUMPS



## GENESIS SERIES - In Ground Pool Pumps

- Glass-filled ABS construction is rugged, durable, and lightweight.
- Advanced hydraulics - high efficiency impeller & diffuser
- Impeller is molded to a brass insert for strength.
- Pull-out design allows components to be removed for service or winterizing without disturbing pipes. Drain plugs are gasketed so that the seal will not erode with consistent removal.
- Large 2" pipe connections allow maximal flow w/minimal resistance.
- Suction and discharge ports have internal threads as well as industry standard union connections.
- Hair/lint trap has an improved clear polymer lid for easy inspection.
- Separate clamp locks the lid 360° with less than a quarter turn.
- Strainer basket is one of the largest in the industry.
- Large pedestal supports both pump and motor.



### SINGLE SPEED 3450 RPM

HP	Volts	"A"	Part No.
1	115/230	15¼"	GNS10SS

### ECM MOTOR 3450/600 RPM

1.5	230	15¼"	GNS20VS
-----	-----	------	---------

### TWO SPEED 3450/1725 RPM

HP	Volts	"A"	Part No.
1.5	115/230	16⅞"	GNS15TS
2	230	16⅞"	GNS20TS

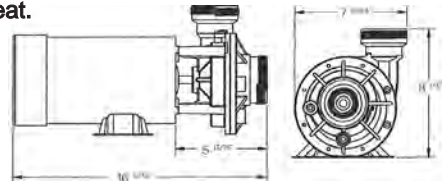
### TWO SPEED WITH TIMER

1	230	15¼"	GNS10TST
1.5	115/230	16⅞"	GNS15TST
2	230	16⅞"	GNS20TST

# ABOVE GROUND POOL & SPA PUMPS

## 1.5" PREMIER SERIES Above Ground Pool/Spas

- 1½" connection w/NPT thread & industry standard external threads.
- Glass-filled ABS construction is rugged, durable, and lightweight.
- Pump housing can be rotated in 90° steps for different installations.
- Shaft seal is larger than industry standard, helps dissipate heat.
- Direct replacement for Aqua-Flo FMHP Flomaster, Premier 329 Series, and Waterway Spa-Flo pumps.



### SINGLE SPEED 3450 RPM

HP	Volts	W/O Strainer	With Strainer
3/4	115	PRM75	PRM75-SB
1	115	PRM10	PRM10-SB
1½	115/230	PRM15	PRM15-SB

### 2-SPEED 3450/1725 RPM

1	115	PRM10TS	PRM10TS-SB
1½	115/230	PRM15TS	PRM15TS-SB

## NEMA-C FLANGE POOL FILTER MOTORS • SINGLE SPEED



- Features:** All Copper Windings • Auto Protector • Capacitor Start  
 • NEMA "56C" Face Mount • Not Reversible • Open Drip Proof  
 • Rotation (CCWPE) • Sealed Ball Bearings • Sealed Switch Design  
 • "1081" Design • 50° C Ambient • 60 HZ  
 • 303 Stainless Shaft (56J & 56C) • 304 Brg. Shaft End

HP	RPM	Volts	Max. Amps	Service Factor	Frame	Part No.	Shaft
1/2	3450	115/230	11.0/5.5	1.6	56J	ST1052	Thd.
3/4	3450	115/230	14.6/7.3	1.5	56C	SK1072	Key
		115/230	15.0/7.5	1.5	56J	ST1072	Thd.
1	3450	115/230	17.0/8.5	1.5	56C	SK1102	Key
		115/230	18.6/9.3	1.5	56J	ST1102	Thd.
1½	3450	115/230	19.4/9.7	1.3	56C	SK1152	Key
		115/208-230	19.6/10.4-9.8	1.5	56J	ST1152	Thd.

## SQUARE FLANGE POOL FILTER MOTORS

Used on many Sta-Rite, Red Jacket, Pac Fab, American Products and Sears Jet and Pool Pumps

- Features:** All Copper Windings • Auto Protector • Capacitor Start  
 • High Service Factors • Open Drip Proof  
 • Rotation (CCW Pump End) • Stainless-Steel - 303 Threaded Shaft  
 • Sealed Ball Bearings • 50° C Ambient • 60HZ



HP	RPM	Volts	Max. Amps	Service Factor	Frame	Part No.
1/2	3450	115/230	8.2/4.1	1.3	48Y	USQ1052
3/4	3450	115/230	11.8/5.9	1.27	48Y	USQ1072
1	3450	115/230	14.8/7.4	1.25	48Y	USQ1102
1½	3450	115/230	19.2/9.6	1.1	48Y	USQ1152

## ABOVE GROUND SWIMMING POOL PUMP MOTORS



- Split Phase & Capacitor Start • Single Phase • Drip proof
- Ball Bearing • Rigid Base

- Features:** 12 & 3 O'clock Conduit Entries • 40° C Ambient  
 • Class B Insulated • CCWPE Rotation • Through Bolt Mount  
 • 48/56 Base Mounting • 3½" Shaft Height • 48Y Frame  
 • Four Thru Bolts on a 5.146 Bolt Circle

**Applications:** Spa, above ground swimming pool and jetted tub pumps.

Century Flex-48 W/Stainless Steel Shaft & Ball Bearings • "1081" • "1795" • "1563" • Rigid Base

HP	RPM	Volts	Amps	Type	Part No.
1/2	3450	115	7.2	Split Phase	BN23V1
3/4	3450	115	9.8	Split Phase	BN24V1
1	3450	115	12.0	Split Phase	BN25V1
2	3450	230/115	10.0/20.0	Split Phase	BN40SS
<b>Two Speed 3450/1750 RPM, Ball Bearing, Rigid Base</b>					
1½	3450/1750	115	11.2/2.9	Cap Start	BN37V1
1½	3450/1750	115	16.4/4.4	Cap Start	BN50V1
2¼	3450/1750	230	8.5/2.8	Cap Start/Run	BN61
3½	3450/1750	230	12.0/3.5	Cap Start/Run	BN62
4½	3450/1750	230	12.0/3.5	Cap Start/Run	BN63

# ORION AC COOLING FANS

3<sup>3</sup>/<sub>16</sub>" x 3<sup>3</sup>/<sub>16</sub>" x 1" (80 x 80 x 25 mm) • Ball Bearing • with Wire Leads

**RPM**   **CFM**   **Volts**   **Voltage Range**   **Watts**   **Max. Static Pressure**

**OA825AP11-1WB**

3000   25   115   80-130   9   0.21

**OA825AP22-1WB**

3000   25   230   160-260   9   0.21



3<sup>3</sup>/<sub>16</sub>" x 3<sup>3</sup>/<sub>16</sub>" x 1<sup>1</sup>/<sub>2</sub>" (80 x 80 x 38 mm) • Ball Bearing • w/Wire Leads

**RPM**   **CFM**   **Volts**   **Voltage Range**   **Watts**   **Max. Static Pressure**

**OA80AP11-1WB**

3000   31   115   80-130   12   0.24

**OA80AP22-1WB**

3000   31   230   160-260   12   0.24



3<sup>5</sup>/<sub>8</sub>" x 3<sup>5</sup>/<sub>8</sub>" x 1" (92 x 92 x 25 mm) • Ball Bearing • with Wire Leads

**RPM**   **CFM**   **Volts**   **Voltage Range**   **Watts**   **Max. Static Pressure**

**OA92AP11-1WB**

3000   35   115   80-130   13   0.20

**OA92AP22-1WB**

3000   32   230   160-260   13   0.20



3<sup>5</sup>/<sub>8</sub>" x 3<sup>5</sup>/<sub>8</sub>" x 1<sup>1</sup>/<sub>2</sub>" (92 x 92 x 38 mm) • Ball Bearing

**OA938AP11-1WB**   with Wire Leads

**OA938AP11-1TB**   with terminals

**RPM**   **CFM**   **Volts**   **Voltage Range**   **Watts**   **Max. Static Pressure**

3100   50   115   80-130   13   0.22

**OA938AP22-1WB**   with Wire Leads

**OA938AP22-1TB**   with terminals

3100   50   230   160-260   13   0.22



4<sup>3</sup>/<sub>4</sub>" x 4<sup>3</sup>/<sub>4</sub>" x 1<sup>1</sup>/<sub>2</sub>" (120 x 120 x 38 mm) • Ball Bearing

**OA109AP11-1WB**   with Wire Leads

**OA109AP11-1TB**   with terminals

**RPM**   **CFM**   **Volts**   **Voltage Range**   **Watts**   **Max. Static Pressure**

3000   110   115   80-130   15   0.28

**OA109AP22-1WB**   with Wire Leads

**OA109AP22-1TB**   with terminals

3000   110   230   160-260   15   0.28



5" x 5" x 1<sup>1</sup>/<sub>2</sub>" (127 x 127 x 38 mm) • Ball Bearing • with Terminals

**RPM**   **CFM**   **Volts**   **Voltage Range**   **Watts**   **Max. Static Pressure**

**OA119AP11-1TB**

3000   130   115   80-130   12   0.24

**OA119AP22-1TB**

3000   130   230   160-260   12   0.24





# ORION AC COOLING FANS

6¾" x 6¾" x 2" (172 x 172 x 51 mm) • Ball Bearing



**OA172SAP11-1WB**

with Wire Leads

**OA172SAP11-1TB**

with terminals

<u>RPM</u>	<u>CFM</u>	<u>Volts</u>	<u>Voltage Range</u>	<u>Watts</u>	<u>Max. Static Pressure</u>
3400	228	115	80-130	28	0.87

**OA172SAP22-1WB**

with Wire Leads

**OA172SAP22-1TB**

with terminals

3400	228	230	160-260	26	0.87
------	-----	-----	---------	----	------

# ORION DC COOLING FANS

**OD9225-12HB**

3½" x 3½" x 1" (92 x 92 x 25 mm) • Ball Bearing • 12 volt DC  
with Wire Leads



<u>RPM</u>	<u>CFM</u>	<u>Volts</u>	<u>Voltage Range</u>	<u>Amp</u>	<u>Max. Static Pressure</u>
2800	50	12dc	7-17	0.29	0.24

4¾" x 4¾" x 1½" (120 x 120 x 38 mm) • Ball Bearing • with Wire Leads



<u>RPM</u>	<u>CFM</u>	<u>Volts</u>	<u>Voltage Range</u>	<u>Amp</u>	<u>Max. Static Pressure</u>
3100	108	12dc	8-14	0.50	0.28

**OD1238-12HB**

3100 108 12dc 8-14 0.50 0.28

**OD1238-24HB**

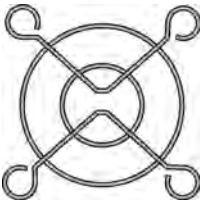
3000 108 24dc 10-29 0.26 0.28

## FAN CORDS

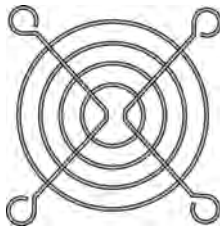


<u>Part No.</u>	<u>Lead Length</u>	<u>Connector Angle</u>
<b>C45-24</b>	24"	45 Degree
<b>C45-48P</b>	48"	45 Degree NEMA -15P

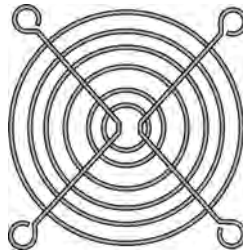
## WIRE FORM FINGER GUARDS



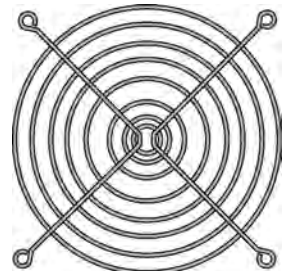
**G40-2**



**G60-4**



**G92-16**



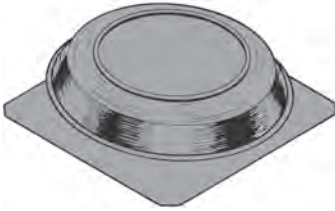
**G109-15A**

<u>Part No.</u>	<u>Number of Rings</u>	<u>Dimensions</u>
<b>G40-2</b>	2	1-3/16 (40 mm)
<b>G60-4</b>	4	2¾" (60 mm)
<b>G80-18</b>	5	3-9/16 (80 mm)
<b>G92-16</b>	6	3¾" (92 mm)
<b>G109-15A</b>	8	4¾" (120 mm)

# POWER VENTILATION

## POWER ATTIC VENTILATORS

High-Quality, roof mounted PVC dome, powered ventilators now in shingle matching colors (Black & Brown)



**Brown**

**Black**

**Part No.**

**Part No**

**CFM**

**Attic Size**

**350BR**

**350BK**

1050

1500 sq. ft

**355BR**

**355BK**

1200

1715 sq. ft

**356BR**

**356BK**

1600

2145 sq. ft



**Broan Roof - Mounted Powered Ventilators**

**SOLAR POWERED ALSO AVAILABLE !**

**GABLE MOUNTED MODEL**

**353**

Capacity 1140 CFM for average/medium - sized attics up to 1630 sq. ft.

Dimensions:  
Outside: 19 1/4"  
Inside: 16 1/4"  
Depth: 2 3/4"




**Model 433 AUTOMATIC SHUTTER for Gable Mount Attic Ventilators**

- Counter-balanced aluminum vanes - open & close as fan starts & stops.
- Better air flow than stationary louvers
- Extruded aluminum construction
- Fits flush with outside wall

**433**

**ATTIC FAN CONTROL WITH THERMAL LIMITER**



Automatic fan operation.


Range 60 to 120°F Thermal limiter opens at 183°F (84°C)

Differential Fixed 10°F. motor rating is 9.0 A LRA @ 120 VAC.

Snap-Action switch Close on Rise

**775-1**


**MULTI-PURPOSE AIR PRESSURE SWITCH**



**RH3**

- Responds to positive, negative, or differential air pressure.
- New design eliminates "Fluttering" or malfunction due to shock or vibration normally encountered with "Sail Switches".
- Field adjustable pressure set points from .07" WC to 12.0" WC.
- Furnished with one 6" piece 1/4" O.D. flexible tubing, nuts, and ferrules.
- Can be mounted in any position except upside down.
- Used to detect air flow changes in heater flues, heat pump coils, air cleaners, strip heat, etc.

**SAIL SWITCH**



**SJMP01024C**

**PITOT TUBE**



A Pitot Tube is a measuring device used to measure the flow of a liquid or a gas.

**1729 PITOT TUBE**

# SIGMA CAPACITORS Made in USA

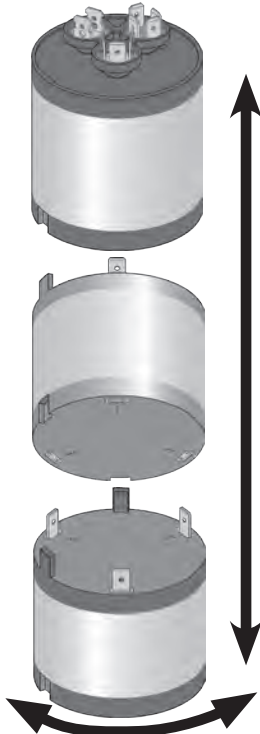
**ALWAYS HAVE THE RIGHT CAPACITOR TO FINISH THE JOB**

## THE FIRST TIME!



**Parts Connect**

- Replaces hundreds of different capacitor sizes both singles and duals. • All units dual rated for 370/440 VAC.
- Simple to use. • Reduces truck stock.
- Finish the service job in just one trip. You always have the right size capacitor! • Sigma Cap holds a US Patent. #10,199,755 B2
- Each pod can be used as a stand alone unit or stacked to get the MFD value needed. • Made in the USA with global materials
- Saves time and trips to the parts house.
- Permanent fix. No reason to return to the job!
- Individual pods available so you can adjust stock for your most common builds.
- Rotate & stack the pods to add capacitance on the correct side to build the dual capacitor needed.
- Starter Kits supplied in a reusable clear container.



**Rotate and stack the pods to add capacitance on the correct side to build the dual capacitor needed**

**Add up the numbers down each side to confirm the MFD rating!**



**SCKIT Starter Kit**

<u>Part No.</u>	<u>Kit Qty</u>	<u>Value</u>	<u>Body Height</u>	<u>Term Height</u>	<u>Total Height</u>	<u>Dia.</u>
SC255	2	25/5 $\mu$ F	2.63"	0.531"	3.161"	2.5"
SC3	1	2.5 $\mu$ F	1.938"	0.289"	2.227"	2.5"
SC5	2	5 $\mu$ F	1.938"	0.289"	2.227"	2.5"
SC10	1	10 $\mu$ F	1.938"	0.289"	2.227"	2.5"
SC15	2	15 $\mu$ F	2.1"	0.289"	2.389"	2.5"
SC20	2	20 $\mu$ F	2.1"	0.289"	2.389"	2.5"
SC30	1	30 $\mu$ F	2.1"	0.289"	2.389"	2.5"
SCEC	2			ENDCAP		2.5"

MOTORS

# Parts Connect CAPACITORS Made in USA

## OVAL RUN CAPACITORS

### 370 VOLT

Part No	Mfd
PCO2-370A	2µF
PCO3-370A	3µF
PCO4-370A	4µF
PCO5-370A	5µF
PCO6-370A	6µF
PCO7.5-370A	7.5µF
PCO10-370A	10µF
PCO12.5-370A	12.5µF
PCO15-370A	15µF
PCO17.5-370A	17.5µF
PCO20-370A	20µF
PCO25-370A	25µF
PCO30-370A	30µF
PCO35-370A	35µF
PCO40-370A	40µF
PCO45-370A	45µF
PCO50-370A	50µF
PCO55-370A	55µF
PCO60-370A	60µF
PCO70-370A	70µF
PCO80-370A	80µF

### 440 VOLT

Part No	Mfd
PCO2-440A	2µF
PCO2.5-440A	2.5µF
PCO3-440A	3µF
PCO4-440A	4µF
PCO5-440A	5µF
PCO6-440A	6µF
PCO7.5-440A	7.5µF
PCO10-440A	10µF
PCO12.5-440A	12.5µF
PCO15-440A	15µF
PCO17.5-440A	17.5µF
PCO20-440A	20µF
PCO25-440A	25µF
PCO30-440A	30µF
PCO35-440A	35µF
PCO40-440A	40µF
PCO45-440A	45µF
PCO50-440A	50µF
PCO55-440A	55µF
PCO60-440A	60µF
PCO70-440A	70µF
PCO80-440A	80µF



Features:

- UL listed and CUL approved
- Individually boxed
- Metal Cases
- Metalized film
- Oil Filled
- Non PCB oil
- Insulated terminals
- Hertz: 50/60



## 440 VOLT DUAL ROUND RUN CAPACITORS

Part No	Mfd
PCRD105-440A	10+5
PCRD205-440A	20 +5
PCRD2015-440A	20 +15
PCRD255-440A	25 +5
PCRD257.5-440A	25 +7.5
PCRD2510-440A	25 +10
PCRD2515-440A	25 +15
PCRD303-440A	30 +3
PCRD304-440A	30 +4
PCRD305-440A	30 +5
PCRD353-440A	35 +3
PCRD354-440A	35 +4
PCRD355-440A	35 +5
PCRD356-440A	35 +6
PCRD357.5-440A	35 +7.5
PCRD403-440A	40 +3
PCRD404-440A	40 +4
PCRD405-440A	40 +5
PCRD406-440A	40 +6

Part No	Mfd
PCRD407.5-440A	40 +7.5
PCRD453-440A	45 +3
PCRD455-440A	45 +5
PCRD456-440A	45 +6
PCRD457.5-440A	45 +7.5
PCRD505-440A	50 +5
PCRD507.5-440A	50 +7.5
PCRD555-440A	55 +5
PCRD557.5-440A	55 +7.5
PCRD605-440A	60 +5
PCRD607.5-440A	60 +7.5
PCRD6010-440A	60 +10
PCRD6012.5-440	60 +12.5
PCRD705-440A	70 +5
PCRD707.5-440A	70 +7.5
PCRD7010-440A	70 +10
PCRD805-440A	80 +5
PCRD807.5-440A	80 +7.5
PCRD8010-440A	80 +10



**Round Run Capacitors Also Available 370 VAC & 440 VAC**



# CAPACITORS Made in USA

## 370 VOLT DUAL ROUND RUN CAPACITORS



Round  
Run Capacitors  
Available  
370 VAC & 440 VAC



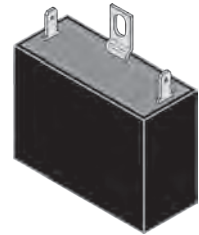
Part No.	Mfd	Part No.	Mfd
PCRD253-370A	25 + 3	PCRD453-370A	45 + 3
PCRD254-370A	25 + 4	PCRD455-370A	45 + 5
PCRD255-370A	25 + 5	PCRD457.5-370A	45 +7.5
PCRD303-370A	30 + 3	PCRD4510-370A	45 + 10
PCRD304-370A	30 + 4	PCRD503-370A	50 + 3
PCRD305-370A	30 + 5	PCRD505-370A	50 + 5
PCRD307.5-370A	30 +7.5	PCRD507.5-370A	50 +7.5
PCRD3010-370A	30 + 10	PCRD5010-370A	50 + 10
PCRD353-370A	35 + 3	PCRD555-370A	55 + 5
PCRD354-370A	35 + 4	PCRD557.5-370A	55 +7.5
PCRD355-370A	35 + 5	PCRD5510-370A	55 + 10
PCRD357.5-370A	35 +7.5	PCRD605-370A	60 + 5
PCRD3510-370A	35 + 10	PCRD607.5-370A	60 +7.5
PCRD403-370A	40 + 3	PCRD6010-370A	60 + 10
PCRD404-370A	40 + 4	PCRD805-370A	80 + 5
PCRD405-370A	40 + 5	PCRD807.5-370A	80 +7.5
PCRD407.5-370A	40 +7.5	PCRD8010-370A	80 + 10
PCRD4010-370A	40 + 10	PCRD8012.5-370A	80 +12.5

## 440 VOLT ROUND RUN CAPACITORS

440 VOLT		440 VOLT	
Part No	Mfd	Part No	Mfd
PCR3-440A	3µF	PCR15-440A	15µF
PCR5-440A	5µF	PCR17.5-440A	17.5µF
PCR7.5-440A	7.5µF	PCR20-440A	20µF
PCR10-440A	10µF	PCR25-440A	25µF
PCR12.5-440A	12.5µF	PCR35-440A	35µF

## RECTANGULAR DRY AC MOTOR RUN CAPACITORS

- Commonly used on motors in fans, pumps and blowers
- Constructed with Self-Healing Dielectric Metalized Polypropylene Film
- 1/4 inch blade quick connect terminals; Metal tab mounting bracket
- Operating temperature range: -40°C to 85°C (-40°F to 185°F)
- Protected 10,000 AFC • Available in 370 & 440 Volt • 50/60 Hertz
- Plastic ABS case • UL recognized • RoHS compliant



Part No	µF	VAC	Height	Length	Width	Wt. (Lb.)
PDC2	2	370	1.80"	0.79"	1.50"	0.05
PDC3	3	370	1.80"	0.79"	1.50"	0.06
PDC4	4	370	2.00"	0.94"	2.00"	0.06
PDC5	5	370	2.00"	0.94"	2.00"	0.06
PDC75	7.5	370	2.20"	1.10"	1.92"	0.09
PDCF2	2	440	1.80"	0.79"	1.50"	0.05
PDCF3	3	440	1.80"	0.79"	1.50"	0.06
PDCF4	4	440	2.00"	0.94"	2.00"	0.06
PDCF5	5	440	2.00"	0.94"	2.00"	0.06
PDCF75	7.5	440	2.20"	1.10"	1.92"	0.09

### SOLID STATE, DIGITAL LED DISPLAY, BATTERY OPERATED CAPACITOR TESTER MFD10

- Pocket Size 2 5/8" x 1 3/8" x 4 1/4"
- Gives the MFD value on start & run capacitors from 1 to 10,000 MFD.



# CAPACITORS

## 125 VAC

Part No.	MFD (µf)
BC21-125	21-25
BC25-125	25-30
BC30-125	30-36
BC36-125	36-43
BC43-125	43-53
BC47-125	47-56
BC56-125	56-75
BC64-125	64-77
BC72-125	72-88
BC88-125	88-108
BC108-125	108-130
BC124-125	124-149
BC130-125	130-156
BC145-125	145-175
BC161-125	161-193
BC189-125	189-227
BC200-125	200-240
BC216-125	216-259
BC233-125	233-292
BC243-125	243-292
BC270-125	270-324
BC295-125	295-354
BC300-125	300-360
BC324-125	324-388
BC340-125	340-408
BC378-125	378-440
BC400-125	400-480
BC430-125	430-516
BC460-125	460-552
BC540-125	540-648
BC590-125	590-708
BC708-125	708-850
BC829-125	829-995
BC1000-125	1000-1200

## ROUND START CAPACITORS

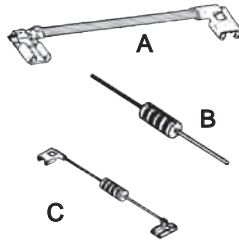


## 250 VAC

Part No.	MFD (µf)
BC21-250	21-25
BC25-250	25-30
BC30-250	30-36
BC36-250	36-43
BC43-250	43-53
BC47-250	47-56
BC56-250	56-72
BC64-250	64-77
BC72-250	72-88
BC88-250	88-108
BC108-250	108-130
BC124-250	124-149
BC130-250	130-156
BC145-250	145-175
BC161-250	161-193
BC189-250	189-227
BC216-250	216-259
BC233-250	233-292
BC243-250	243-292
BC270-250	270-324
BC284-250	284-333
BC340-250	340-408
BC400-250	400-480
BC430-250	430-516

## 330 VAC

Part No.	MFD (µf)
BC21-330	21-25
BC25-330	25-30
BC30-330	30-36
BC36-330	36-43
BC43-330	43-53
BC47-330	47-56
BC56-330	56-72
BC64-330	64-77
BC72-330	72-88
BC88-330	88-108
BC108-330	108-130
BC124-330	124-149
BC130-330	130-156
BC135-330	135-155
BC145-330	145-175
BC161-330	161-193
BC189-330	189-227
BC216-330	216-259
BC270-330	270-324
BC300-330	300-360



- A **A63004** 4" Jumper 10 pack
- A **A63006** 6" Jumper 10 pack
- B **A63105** 15000Ω 2 Watt Resistor 10 pk
- C **A63106** 15000Ω 2 Watt Resistor w/1/4" Female terminals 10 pk

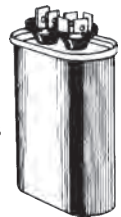
## CAPACITOR MTG. KIT



**8725-6001**  
( kit6001)

**Parts Connect**<sup>®</sup>

Dual MFD Oval Capacitors in Stock  
<http://parts-connect.com/PCProducts/Capacitors/OVALDUAL/>



## OEM QUALITY OVAL RUN CAPACITORS

### 370 VAC

Part No.	MFD (µf)	Part No.	MFD (µf)
O2-370	2	O20-370	20
O3-370	3	O25-370	25
O4-370	4	O30-370	30
O5-370	5	O35-370	35
O5-370WS	5	O40-370	40
O6-370	6	O45-370	45
O7.5-370	7.5	O50-370	50
O10-370	10	O55-370	55
O12.5-370	12.5	O60-370	60
O15-370	15	O70-370	70
O17.5-370	17.5	O80-370	80

### 440 VAC

Part No.	MFD (µf)	Part No.	MFD (µf)
O2-440	2	O20-440	20
O2.5-440	2.5	O25-440	25
O3-440	3	O30-440	30
O4-440	4	O35-440	35
O5-440	5	O40-440	40
O6-440	6	O45-440	45
O7.5-440	7.5	O50-440	50
O10-440	10	O55-440	55
O12.5-440	12.5	O60-440	60
O15-440	15	O70-440	70
O17.5-440	17.5	O80-440	80

# ROUND RUN CAPACITORS

Capacitors are hermetically sealed for long life. The 370V capacitors replace the following voltages in MFD equivalent ratings: 236V, 250V, 285V, 330V & 350V. The 440V line will replace the 460V capacitors as all Capacitors can withstand over voltages of up to 10% of rating.



## 370 VOLT - ROUND

Part No.	MFD	Part No.	MFD
R5-370	5	R35-370	35
R7.5-370	7.5	R40-370	40
R10-370	10	R45-370	45
R12.5-370	12.5	R50-370	50
R15-370	15	R55-370	55
R17.5-370	17.5	R60-370	60
R20-370	20	R70-370	70
R25-370	25	R80-370	80
R30-370	30	R100-370	100



## 440 VOLT - ROUND

Part No.	MFD	Part No.	MFD
R5-440	5	R35-440	35
R7.5-440	7.5	R40-440	40
R10-440	10	R45-440	45
R12.5-440	12.5	R50-440	50
R15-440	15	R55-440	55
R17.5-440	17.5	R60-440	60
R20-440	20	R70-440	70
R25-440	25	R80-440	80
R30-440	30	R90-440	90

## DUAL MFD 370 VOLT

Part No.	MFD
RD1010-370	10+10
RD154-370	15+4
RD155-370	15+5
RD205-370	20+5
RD253-370	25+3
RD255-370	25+5
RD2575-370	25+7.5
RD303-370	30+3
RD304-370	30+4
RD305-370	30+5
RD3075-370	30+7.5
RD3010-370	30+10
RD353-370	35+3
RD354-370	35+4
RD355-370	35+5
RD3575-370	35+7.5
RD3510-370	35+10
RD403-370	40+3
RD404-370	40+4
RD405-370	40+5
RD4075-370	40+7.5
RD4010-370	40+10
RD453-370	45+3
RD455-370	45+5
RD4575-370	45+7.5
RD4510-370	45+10
RD503-370	50+3
RD505-370	50+5
RD5075-370	50+7.5
RD5010-370	50+10
RD555-370	55+5
RD5575-370	55+7.5
RD5510-370	55+10
RD605-370	60+5
RD6075-370	60+7.5
RD6010-370	60+10
RD705-370	70+5
RD7075-370	70+7.5

## ROUND

Part No.	MFD
RD7010-370	70+10
RD805-370	80+5
RD8075-370	80+7.5
RD8010-370	80+10
RD80125-370	80+12.5

OEM QUALITY  
ROUND CAPACITORS



## DUAL MFD 440 VOLT

Part No.	MFD
RD105-440	10+5
RD205-440	20+5
RD2015-440	20+15
RD253-440	25+3
RD255-440	25+5
RD2575-440	25+7.5
RD2510-440	25+10
RD2515-440	25+15
RD303-440	30+3
RD304-440	30+4
RD305-440	30+5
RD3075-440	30+7.5
RD353-440	35+3
RD354-440	35+4
RD355-440	35+5
RD356-440	35+6
RD3575-440	35+7.5
RD3510-440	35+10
RD403-440	40+3
RD404-440	40+4
RD405-440	40+5
RD406-440	40+6
RD4075-440	40+7.5

Part No.	MFD
RD4010-440	40+10
RD453-440	45+3
RD455-440	45+5
RD456-440	45+6
RD4575-440	45+7.5
RD4510-440	45+10
RD505-440	50+5
RD5075-440	50+7.5
RD5010-440	50+10
RD555-440	55+5
RD5575-440	55+7.5
RD5510-440	55+10
RD603-440	60+3
RD605-440	60+5
RD6075-440	60+7.5
RD6010-440	60+10
RD60125-440	60+12.5
RD705-440	70+5
RD7075-440	70+7.5
RD7010-440	70+10
RD805-440	80+5
RD8075-440	80+7.5
RD8010-440	80+10

## MULTI-RATED RUN CAPACITOR

Each Model is able to replace 6 single value or 6 dual value capacitors. Jumpers & simple instructions included. Rated voltage: 440/370



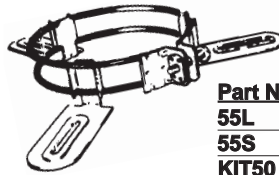
Part No	µF Combination	Height
TFX17.5	2.5 / 5 / 10	5.25"
TFX45	5 / 10 / 30	6.25"
TFX50	5 / 10 / 35	6.75"
TFX60	5 / 25 / 30	7.25"
TFX65	5 / 10 / 50	8.25"
TFX85	5 / 10 / 70	8.25"

# MOTOR ACCESSORIES

## DIRECT DRIVE BLOWER MOUNTING KIT

For 5½" & 5" motors.  
Grommets & eyelets included.

**FM50** 5.0 Dia.  
**MB55** 5.5 Dia.



## HEAVY DUTY MOTOR STRAPS


Double wire type

Part No.	Dia.	Lug Size
<b>55L</b>	5.5"	Large
<b>55S</b>	5.5"	Small
<b>KIT50</b>	5.0"	Long
<b>KIT34</b>	3.3"	Long

## BRACKET TO ADAPT 48 FRAME MOTORS

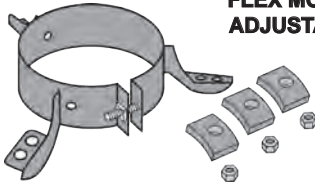
Bracket to Adapt 48 Frame Motors to Trane Cap-Can Motor Mounting.

- Includes Bracket and 8 nuts
- Motor Not Included



**TR001**

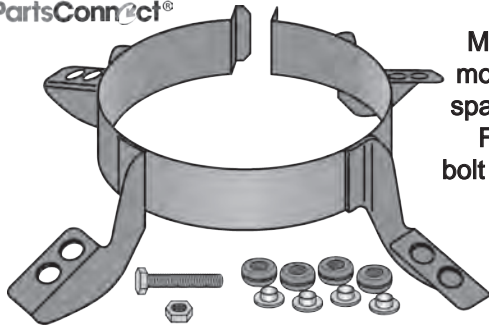
## FLEX MOUNT BRACKET - ADJUSTABLE DIAMETER



**TFM556**

Plastic Insert allows you to adjust for 5" or 5.5" diameter

PartsConnect®

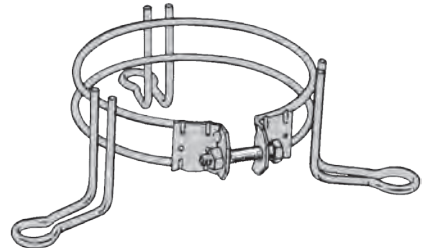


**4 ARM FLEXIBLE MOUNTING BRACKET**

Similar to MB55. Has 4 mounting legs spaced at 90°. For 9" & 10" bolt circles 5.5" dia motors.

**MB554**  
(FM554)

## OFFSET MOUNTING BANDS FOR 5½" MOTORS



Supplied with rubber grommets.

**MTG45ADJ**  
(60048)

**5K002**



## MOUNTING KIT FOR 5 5/8" DIA

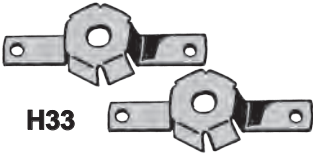
- 9" mounting kit
- Includes: motor support, grommet centers, grommet rings, sleeve spacers, 5/6-18 X 1-3/4" bolt, 1/4-20 serrated flange nuts, 1/4" flat washers, 1/4" 20 X 1-3/4" bolts and 5/16 square nut



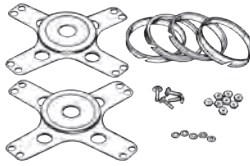
# MOTOR ACCESSORIES

## HEX HUB BRACKETS FOR RESILIENT MOUNTING

FOR 3 1/8" DIAMETER MOTORS




**H33**



FOR 5 1/2" DIAMETER MOTORS

**KIT200**

**Mount Bracket Kit,**  
4 grommets to fit lugs on Kits 34, 49,  
50, 55L, 55S



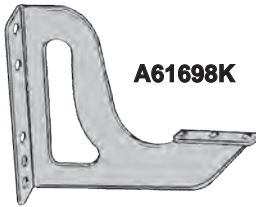
**KIT150**

### DIRECT REPLACEMENT FLEX BRACKET FOR

**RHEEM**

REPLACES RHEEM NOS.  
AE61698-01 & AE61698-02  
(Screw Kit 63-22338-83  
Included)

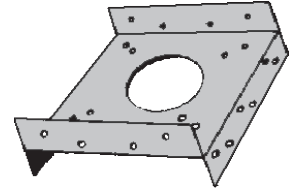
**4 Brackets &  
8 Screws/Kit**



**A61698K**

### RHEEM/RUUD MOUNTING KIT

Comes complete with  
screws, nuts and  
instructions. Easily mounts  
a Rheem/Ruud condenser  
motor where the original was  
held in place by four cables.

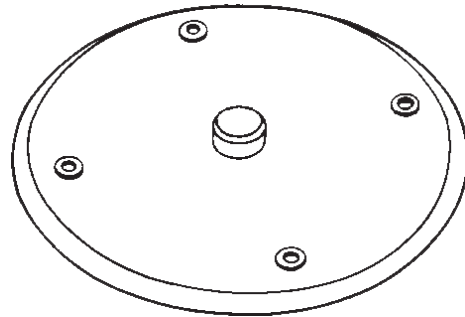


**RMP13**


## RAIN SHIELD

6 7/8" Diameter Plastic Guard  
Slides on 1/2 or 5/8 Shaft for  
Water Protection.

<u>Part No.</u>	<u>Shaft</u>
RB8	1/2"
RB2	5/8"



MOTORS



## MULTIFIT<sup>®</sup> ADAPTER PLATE

Multifit Adapter Plate Adapts  
to 48-Frame 5.15 BC or  
42-Frame 4.42 BC Motor.  
Includes plugs, nuts, screws &  
instructions

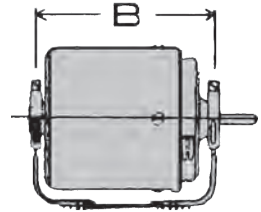
**2118**

# MOTOR ACCESSORIES

## RESILIENT MOTOR BASES




Cradle Base	3½"	3"
"B" Dimension	Base No.	Base No.
3.54	35-354	30-354
3.86	35-386	30-386
4.08	35-408	30-408
4.17	35-417	—
4.35	35-435	30-435
4.61	35-461	30-461
4.79	35-479	30-479
4.92	35-492	30-492
5.17	35-517	30-517
5.42	35-542	30-542
5.58	35-558	30-558
5.95	35-595	30-595
7.05	35-705	30-705



Specify shaft height 3.00" or 3½" and motor model.

## CAPACITOR BRACKETS (FOR MOTOR START CAPACITORS)

Part No.	Capacitor Length
A76503	2¾"
A76502	3¾"
A76501	4¾"



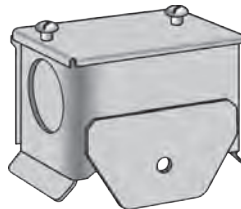
## CONDUIT BOXES




**KIT100**  
For 5/16" and 3/8"  
GREENFIELD  
(Flexible Conduit)



**KIT102**  
3/8" Conduit  
Connector  
Allen Stevens  
type, complete  
with mounting  
screws.  
Packed 3 per kit.



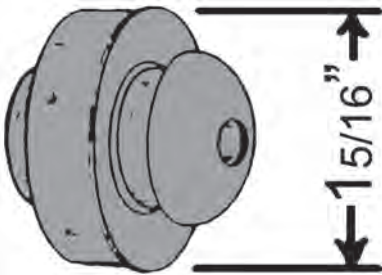
**KIT142**  
Black, for  
3.3" dia. motors



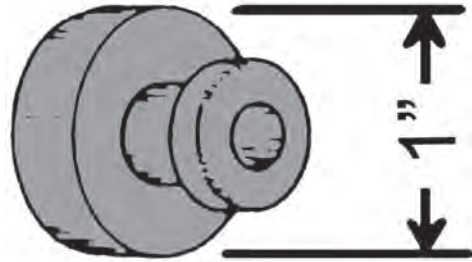
**KIT144**  
Tie-rod mountable  
conduit box for  
4.4", 5.0" and 5.6"  
dia. motors

# MOTOR ACCESSORIES

## MOUNTING GROMMETS



**8684-6008** For 3/4" slot

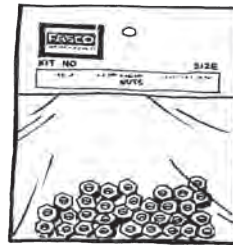


**8684-6000** For 1/2" slot

## RUBBER MOUNTING STUD



Thread	Part No.
8 - 32	KIT208
1/4 - 20	MTG7805
5/16 - 18	MTG7804

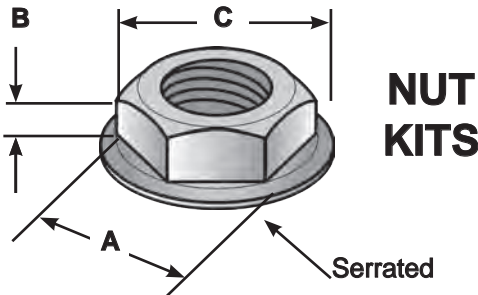


**KIT832**  
8-32 Nuts,  
32 Pieces



**KIT1032**  
10-32 Nuts,  
32 Pieces

MOTORS



New kits with nuts that are larger in diameter and provide a more robust mounting face. 32/PK

Part No.	Thread	"A"	"B"	"C"
KIT415	8-32	.344"	.203"	.469"

## SHAFT ADAPTER BUSHINGS

Will increase shaft diameter.




Part No.	Ref.	I.D.	O.D.	Quantity
0006-3273	KIT240	1/4"	5/16"	Bulk
0006-3314	KIT244	5/16"	3/8"	Bulk
0006-3274	KIT242	3/8"	1/2"	Bulk
8539-6005	KIT246	1/2"	5/8"	Bulk

**DIRECT REPLACEMENT UNIT FOR TRAUlsen**

Complete with 300mm tangential blower. Ball Bearing Motor in place and cooling fan included. Replaces Traulsen SER-33437-02, 338-33428-00

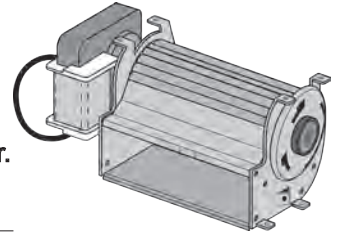
1450



**CROSSFLOW BLOWERS**

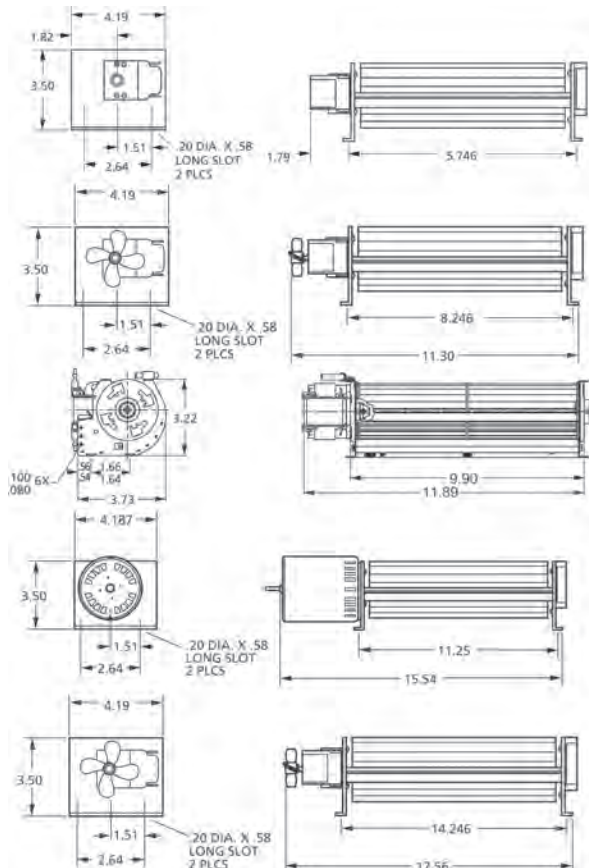
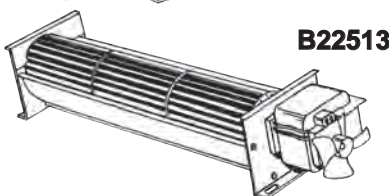


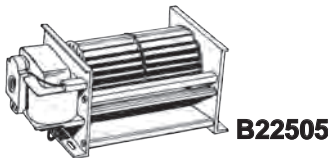
Blower wheels are 2 $\frac{3}{8}$ " diameter.

Part No.	Length	CFM
PCI-1401	120mm (4.72")	66
PCI-1402	180mm (7.00")	98
PCI-1403	240mm (9.50")	133
PCI-1404	300mm (11.72")	165
1405	360mm (14.17")	198



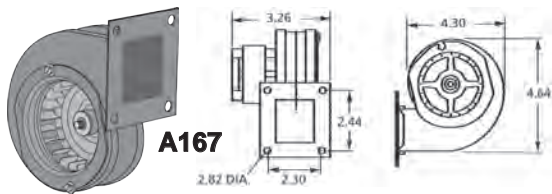
PartsConnect

CFM @ Static Pressure in./water				Nameplate	RPM @	Amps @	115V-1Sp
0.1	0.2	0.3	0.4	CFM	Free Air	Free Air	Part No.
57	22	-	-	80	3200	0.55	<b>B22505</b>
90	40	-	-	115	3100	0.85	<b>B22507</b>
100	60	5	-	105	1500	0.7	<b>B22508</b>
125	83	-	-	153	3100	1	<b>B22510</b>
196	70	-	-	215	2780	1.3	<b>B22513</b>

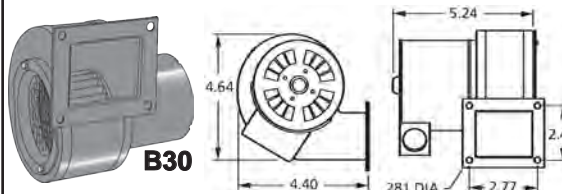




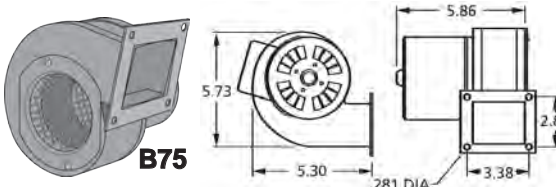
Part No	CFM	Volts	Freq.	Speeds	RPM@ Free Air	Amps@ Free Air	Bearing
PCI-A167	30	115	60	1	2900	0.4	Sleeve
PCI-B30	45	115	60	1	3200	0.59	Sleeve
PCI-B75	75	115	60	1	3200	0.59	Sleeve
PCI-B47120	180	115	60	3	1360 830	1.95	Sleeve
PCI-B45227	265	115	60	1	1650	1.86	Sleeve
B45227-2	265	230	50/60	1	1650	0.93	Sleeve
PCI-A1200	1200	115	60	2	1500	6.8	Sleeve
		230			1400	3.4	



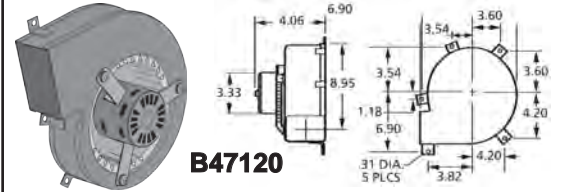
**A167**



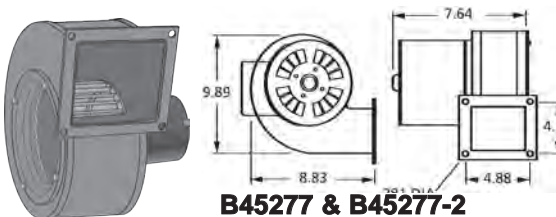
**B30**



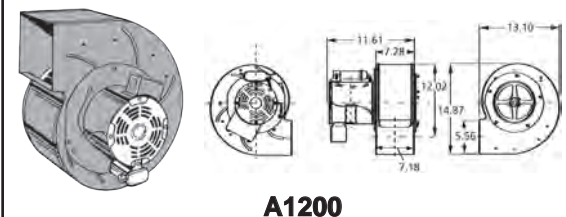
**B75**



**B47120**



**B45227 & B45227-2**




**A1200**

**FIRE PLACE BLOWER**

Only 4" x 4" overall.  
115V, 3000 RPM, 15 CFM

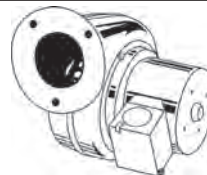
**50745D500**



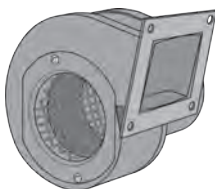
**CENTRIFUGAL BLOWER**

Only 6½" x 6½" overall.  
115V, 3000 RPM, 60 CFM

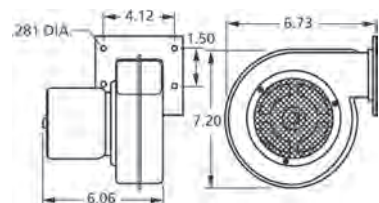
**50747D500**



A.O. SMITH REF NO. 9461




**CENTRIFUGAL BLOWER**  
2860 RPM Shaded Pole Blower  
1/30 hp, 1.1 amps, 115 Volts 60/50hz.  
CFM 135, Outlet ID: 2.5" x 2.5"  
Rotation CWSE Sleeve Bearings  
**50752D500**



MOTORS

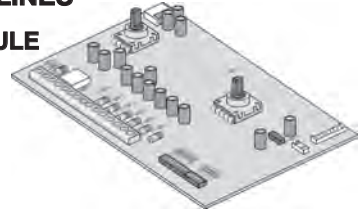
# GE ZONELINE PARTS

## SOLID STATE CONTROLS FOR LATE ZONELINES

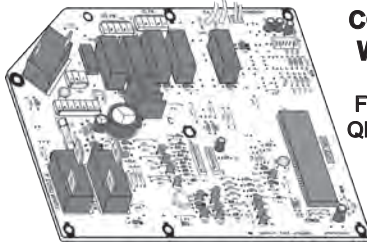
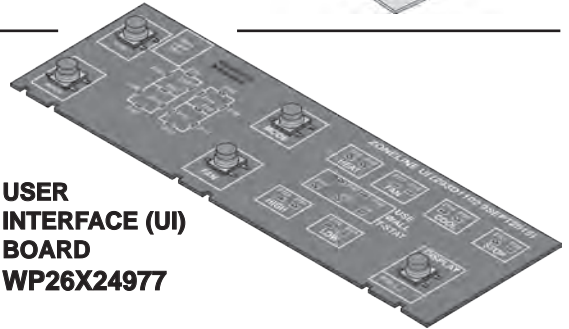


**MAIN CONTROL BOARD  
WP26X22240**

**CONTROL MODULE  
WP26X10016**





**USER  
INTERFACE (UI)  
BOARD  
WP26X24977**



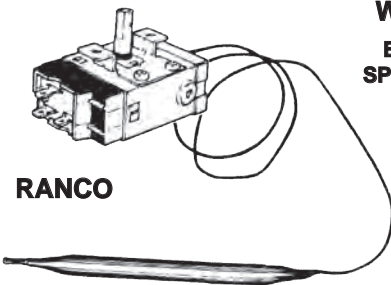
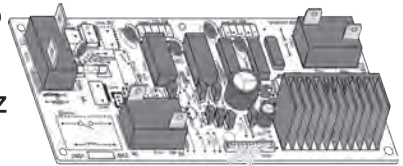
**CONTROL UNIT  
WP26X10004  
SU2AV-0  
FSGY-A136JBKO  
QPWBFB135JBEO**

**CONTROL UNIT  
WP26X10008  
SU2AV-0  
FSGY-A139JBKO  
QPWBFB141JBEO**



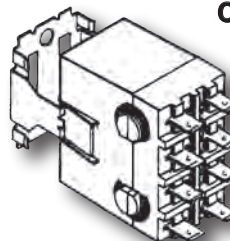
**MAIN POWER  
BOARD  
WP26X10026  
DSGY JBKZ  
QPWBFB586JBZZ**

**DRIVE BOARD  
PWB-K  
WP26X10027  
QPWBFB587JBZZ**



**RANCO**

**WP28X30  
E21 TYPE-  
SPDT SWITCH**



**22 AMP (2 HP)  
COMPRESSOR RELAY  
COIL 208-230 VOLTS**

**WP24X19**

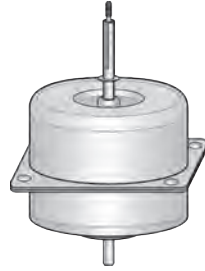
**INCLUDES  
BRACKET FOR  
1 1/2" O.C. MOUNT**

# GE ZONELINE PARTS

**WP94X10024**  
 0.037HP  
 230V 60HZ  
 Fuji Electric



**WP94X10078**  
 INDOOR  
 MOTOR



**WP94X10110**  
 MOTOR



**WP94X10231**  
 MOTOR




**BLACK FOAM FILTER**  
 HAS  
 PLASTIC FRAME  
 AND CENTER  
 MAGNET FOR STABILITY



**WP85X2**

PACKAGE OF 35  
**WP85X3**

**PANEL FILTERS**



Black Plastic Frame  
 with Thin Plastic Screen

**9" x 30"**  
**WP85X8**


**CONTROL COVER**



**WP71X10004**

OEM  
 HVAC

**PANEL FILTERS**



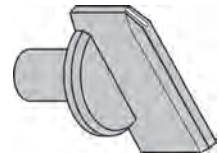
LEFT FILTER  
**WP85X10001**



RIGHT FILTER  
**WP85X10002**

**STEM KNOBS POINTER AT FLAT**  
**BROWN PLASTIC WITH RED POINTER**


**WP12X9**  
 for .24" Shaft



# COLEMAN • EVCON • YORK

AIR PRO, FRAZIER JOHNSON, LUXAIRE

## MOTORS & BLOWERS

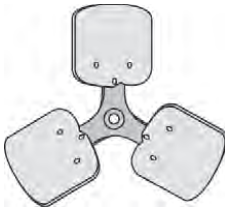


<u>Part No.</u>	<u>Description</u>	<u>Pic.</u>
7990-314P	Motor	A
7990-317P/A	Motor w/Centrifugal Switch	C
7990-6451	Vent Blower Assem w/7990-317P/A	D
7990-6501	Booster Assembly w/7990-314P	B
37319801821	Inducer Motor Assembly	E

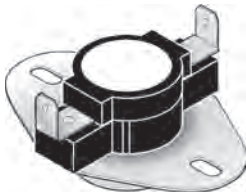


## PROPELLER BLADES

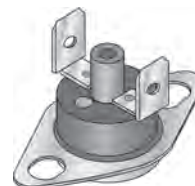
Rotation - CW • Hub Location - Intake



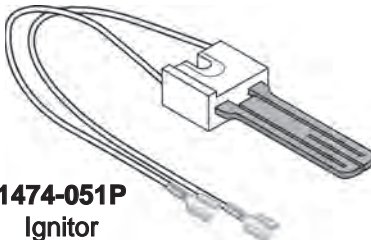
<u>Part No.</u>	<u>Lau</u>	<u>Blades</u>	<u>Dia.</u>	<u>Pitch</u>	<u>Material</u>
026-17688	6128210001	3	22"	36°	Steel
026-17690	6128240001	2	22"	20°	Aluminum
026-17698	6128200001	3	22"	30°	Aluminum
026-17785	6128220001	3	17 <sup>1</sup> / <sub>16</sub> "	22°	Aluminum
026-128812	6128230001	3	24"	30°	Steel



**7975-3281**  
Fan Switch  
• F110-20

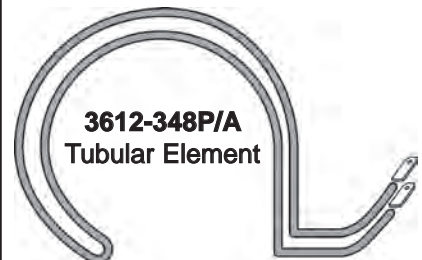



**02634027000**  
Rollout Switch  
• 300°F



**1474-051P**  
Ignitor

**2940A3541**  
Transformer

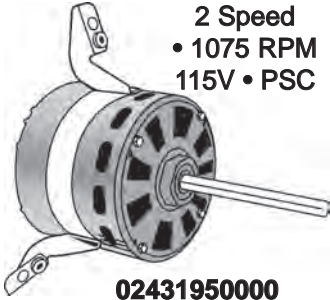


**3612-348P/A**  
Tubular Element



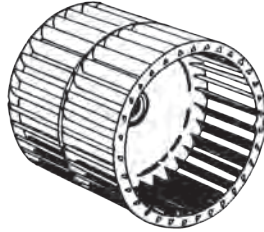
# COLEMAN • EVCON • YORK

AIR PRO, FRAZIER JOHNSON, LUXAIRE



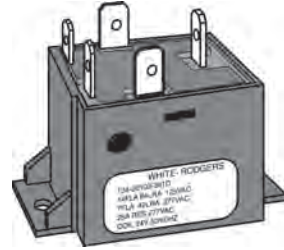
2 Speed  
• 1075 RPM  
115V • PSC

**02431950000**  
PSC Motor

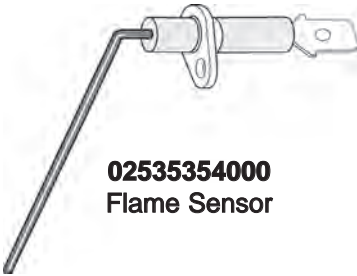


**02624069700**  
(1472-2751)

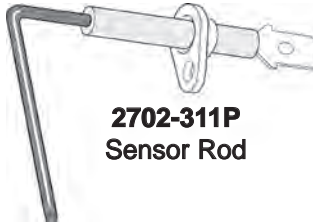
10" dia. X 7" CW 1/2" Bore  
Blower Wheel



**7975-3771**  
Relay



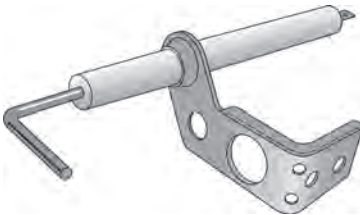
**02535354000**  
Flame Sensor




**2702-311P**  
Sensor Rod



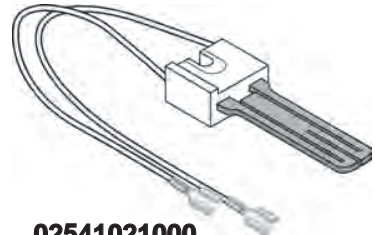
**2895-4101**  
Sensor Rod  
Kit



**7975-388P/A**  
Remote Sensor

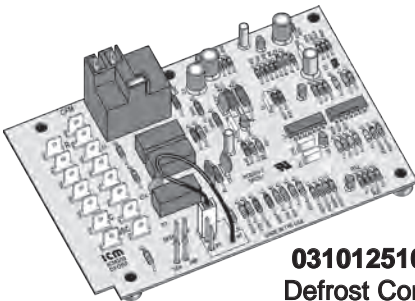


**7990-328P**  
Gas Valve (36E29-101)

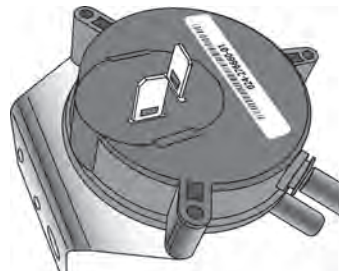


**02541021000**  
(1457-052P)  
Ignitor

OEM  
HVAC



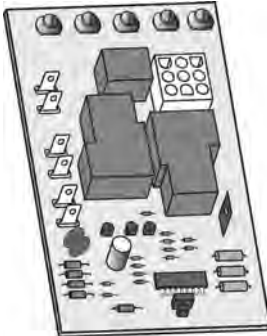
**03101251000**  
Defrost Control  
(ICM303)



<u>Part No.</u>	<u>In. W.C.</u>	<u> Tubes</u>
<b>3243597200</b>	0.10"	2
<b>02435271000</b>	0.50"	1

# COLEMAN • EVCON • YORK

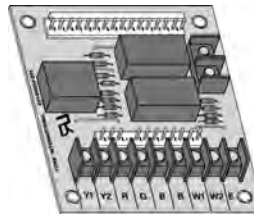
AIR PRO, FRAZIER JOHNSON, LUXAIRE



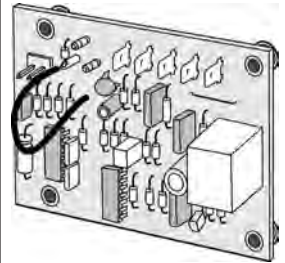
**2702-300P**  
Control Board  
(695-001)



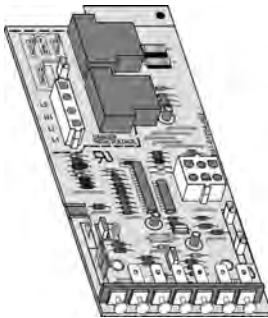
**03100251700**  
Heat Pump  
Circuit Board



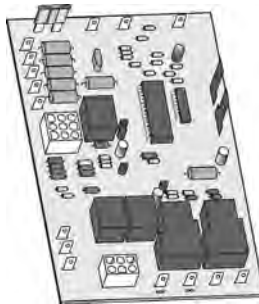
**03100652001**  
Circuit Board  
for 2-Stage Cooling  
TI 6RC-1



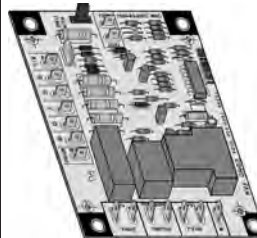
**03100872701**  
Time/Temperature  
Defrost Controller



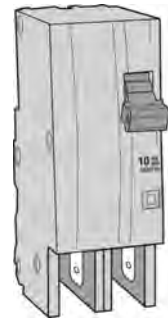
**03101264002**  
Heat Pump Defrost  
Circuit Board




**03101932002**  
Upgraded Furnace  
Circuit Board



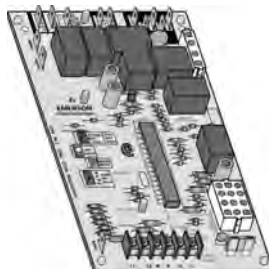
**03101954000**  
Defrost Board



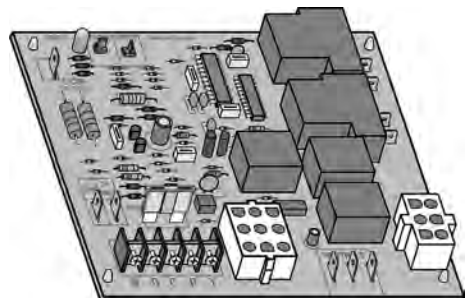
**3500-377P/A**  
Circuit Breaker



**33101975001**  
Defrost Board  
Kit



**33102956000**  
(33109167000)  
Ignition Control




**7990-319P**  
Integrated Control Board  
(DGA Models)

# INTERCITY PRODUCTS

HEIL, COMFORTMAKER, TEMPSTAR, ARCOAIR

Part No.	HP	Volt	RPM	AMP	Shaft	"A"	Capacitor	Ref. No.
1013341	1/2	115	1050	8	1/2" x 4"	4-7/16"	7.5μ-370	K55HXDEW2169
1054579	3/4	230	1075	5.6	5/8" x 5"	5 5/8"	15μ-370	K55HXCMA6532
1054586	1	230	1075	6	5/8" x 5"	6-5/16"	20μ-440	K55HXPCF5070



## BLOWER MOTORS

- Permanent Split Capacitor
- 4 - Speed
- CW Rotation

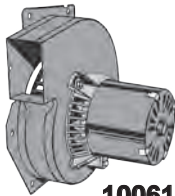


## CONDENSER MOTORS

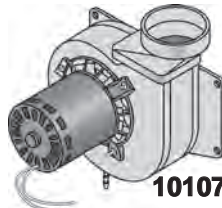
- Permanent Split Capacitor
- 208/230 Volt
- Sleeve Bearing
- TENV Enclosure

Part No.	HP	RPM	AMP	Shaft	Dia.	"A"	Rot.	Capacitor	Ref. No.
1050703	1/3	1120	1.2	1/2" x 2"	5 5/8"	4"	CW	5μ-370	K55HXKAF3146
1050892	1/6	1075	1	1/2" x 2"	5 5/8"	3 3/4"	Rev.	5μ-370	K55HXHNK2379
1052659	1/8	1120	.55	1/2" x 1 1/4"	5"	3 3/4"	CW	5μ-370	K48HXCLT1561
1052662	1/8	1110	1.03	1/2" x 1 1/2"	5"	4"	CW	5μ-370	K48HXCLW1562
1052820	1/4	840	1.4	5/8" x 2 1/4"	5-5/8"	5 3/4"	CW	5μ-370	K55HXKDY3138
1053217	1/8	840/2sp	.8	5/8" x 3 1/2"	5 5/8"	3 3/4"	CW	5μ-370	K55HXKDY3226
1065751	3/4	1140	2.6	5/8" x 2 1/4"	5 5/8"	5 3/4"	CW	10μ-440	K55HXREA5481
1085926	1/3	1075	1.9	1/2" x 2"	5 5/8"	4-5/16"	CW	5μ-440	K55HXCTJ6645
1085927	1/5	1075	1.3	1/2" x 2"	5 5/8"	3-9/16"	CW	3μ-440	K55HXGLN5295

## COMBUSTION BLOWERS




1006168




1010780



1011350



1011412



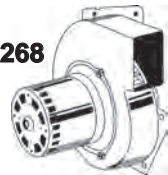
1050144



1013833,  
1014529



1172823



1054268

Part No.	Volts	Amps.	Description/Reference
1006168	115	1.3	PCI-A179, 610682
1010780	115	1.95	7021-7702, 1708605, 1009311
1011350	115	0.8	PCI-A173, 1005568, 1007360, 7162-2782
1011412	115	0.7	RFB145, 7062-3793, 1010527, 90+
1013833	115	1.6	PCI-A134, 1010975, 1010324, 7021-9335
1014529	115	2.0	80+
1050144	230	0.5	PCI-1050144, A151, JA1M109, 7021-10287
1054268	208/230	0.5	PCI-1054268, 0 a7021-7617 (1170870)
1172823	115	2.4	RFB330, A067, 90+ (1013188)

OEM  
HVAC



# INTERCITY PRODUCTS

HEIL, COMFORTMAKER, TEMPSTAR, ARCOAIR


## Capacitors Dual Run

Part No.	MFD Herm	MFD Fan	Voltage
1185471	25	3	370
1186415	30	3	370
1172091	35	3	370
1172093	25	3	440
1172095	40	3	440
1172094	35	3	440

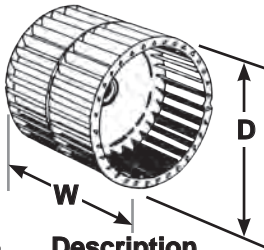
Part No.	Description	Open °F	Close °F
1066247	Freeze Thermo	30°	50°
1172766	Defrost Sensor	51°	31°



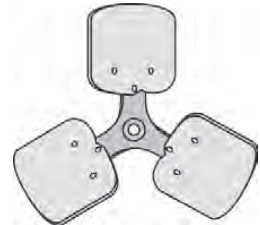
## CIRCUIT BOARD



**1171000 (HK61EA002)**  
Used on Fan Coil Units to Control Blower



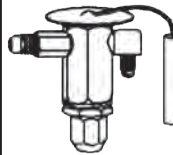
## Blower Wheel & Propeller



Part No.	Description	Rotation	Spec.	Diameter
1011420	Blower Wheel Double Inlet	CW	10¾" Width	11¾"
1087333	3 Blade Alum. Fan 1/2" Bore	CW	21° Pitch	22"

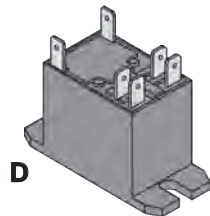
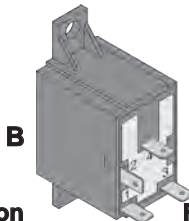
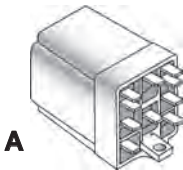
## Carrier to ICP X-Ref

HK32EA001	1173636	HK61EA010	1172975
HK42FZ018	1172550	LH33ZG002	1172533
HK42FZ023	1173838	LH33WZ520	1172827
HK61EA002	1171000	LH660013	1177395
HK61EA006	1171734		




**EXPANSION VALVE**  
**1082871**  
(Alco ANCE2.5HSK)

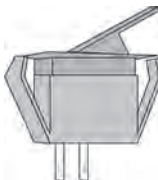
## RELAYS



Part No.	Description	Fig.	Reference
1000742	Ice Cube Switching Relay	A	Omron LY2UAD06223 DPDT, 24V Coil 10FLA
1058148	Switching Relay	B	SPST 24V Coil Type 94-293
111001922	Electric Heater Relay	C	Potter & Brumfield T92 SPST, 90-86, PR1922
1172506	Switching Relay	D	Potter & Brumfield T92S7D22-22, 22VDC DPST



**1050699**  
**CONTACTOR**  
1 Pole,  
25A FL  
24V Coil



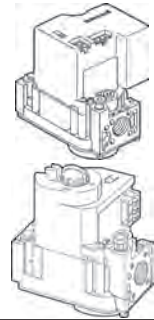
**607900**  
**INTERLOCK**  
**SWITCH**

**1171981**  
**INTERLOCK**  
**SWITCH**



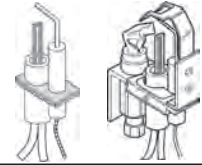


## IGNITION CONTROLS GAS VALVES



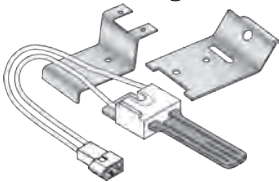
<u>Part No.</u>	<u>Type/Description</u>	<u>Gas</u>	<u>Reference</u>
1005597	Spark Pilot Step Opening	Nat.	VR8204M1075, 1091
1011827	Hot Surface Pilot	Nat. & LP	SV9540, 2 Stage
1013351	Hot Surface Pilot	Nat. & LP	SV9541, 2 Stage
1149021	Spark Pilot Step Opening	Nat.	VR8304P4306, VR8204C1142
1170430	Hot Surface Pilot	Nat. & LP	SV9500M2682, 2690 SV9501M2056, 2528, 1011024

## IGNITORS, PILOTS & SENSORS




<u>Part No.</u>	<u>Type</u>	<u>Description/Reference</u>
1009524	Intermittent Pilot Ignitor/Sensor	Q3400A1024, Q3400A1040
1149856	Intermittent Pilot Ignitor/Sensor	Q3450C1045, Nat & LP
1011483	Spark Ignition Pilot/Ignitor	1011477, Nat & LP

**1096048**  
Hot Surface Igniter Kit



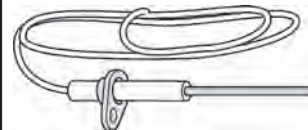
**SMART VALVE TEST KIT**  
**1160400 (395466-1)**



**SENSORS FOR ICP**




**1380687**



**1380679**

## Fan Timer Control

<u>Part No.</u>	<u>Reference</u>
1084197	Honeywell ST9120C5005
1170063	Honeywell ST9120C5013, G2008, G2016, 1009838




OEM  
HVAC

## Intermittent Pilot Ignition Control

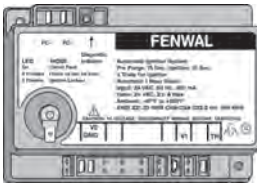


<u>Part No.</u>	<u>Reference</u>
1005651	S8610U3009, S8600M1021, S8600M1005, S8600M1013

Fan Timer



<u>Part No.</u>	<u>Reference</u>
1065750	1065287, BC1457AA, EAC426-4-300, BC7070

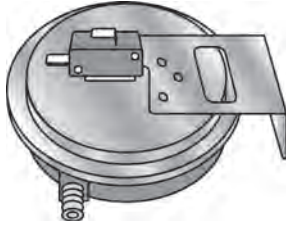


## Direct Spark Ignition Control

<u>Part No.</u>	<u>Reference</u>
35605605115	Fenwal 05-296666-155, 2460D605-115, 829-007
35605606111	Fenwal 05-296466-151, 2460D606-111, 829-013

# INTERCITY PRODUCTS

HEIL, COMFORTMAKER, TEMPSTAR, ARCOAIR

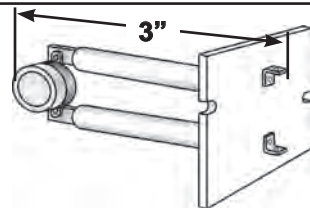


## Pressure Switches

<u>Part No.</u>	<u>Pressure (WC")</u>	<u>Manufacturer Reference</u>
1013803	2.0" Make, 1.8" Drop	TriDelta IS20204-4014 For 90+
1170926	0.66"	Honeywell IS20124-5608
1170929	0.35"	Honeywell IS20336-5585, 02427576000, 1011739
1174276	0.9"	Honeywell PPS10008-2147

## Pressure Switch Hose

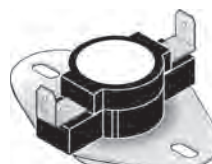
<u>Part No.</u>	<u>ID</u>	<u>Length</u>	<u>Description</u>
1003687	1/8"	24"	Red 500°F
1006298	3/16"	36"	Black 250°F
1170921	3/16"	120"	Grey 500°F



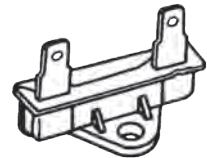
**Limit**  
**1320547**  
**(L180-20)**



**Manual Reset Limit**  
**1013102**  
**(1005549 L300)**



**Limit Switch**  
**1171905**  
**(L145-55)**



**Thermal Fuse**  
**1087811**  
**(249°F, 121°C)**



**23" Long**

### Burner

**1005664**

Used in NUGK Models,  
1001479, 613133, 94929




### LP Conversion Kit

**1160991**

NAHL002LP for 80% 1 Stage with  
VR8200/SV9500/SV9501 Valve


## DEFROST CONTROLS



- 1087562** • Outdoor Fan and Reversing Valve Relay integrated into design ICM304  
• Anti-banger feature energizes the Reversing Valve 10 seconds after the Outdoor Fan Relay allowing for pressure equalization ICM: AF1013 with reset

- 1160717** • Simple time and temperature control ICM300  
• Must Have external relays for Fan, Reversing Valve and Auxiliary Heat ICM: DFS0S24A2  
WR: 90-621

## TRANSFORMERS



<u>Part No.</u>	<u>Primary</u>	<u>Secondary</u>	<u>VA</u>	<u>Mounting</u>
1011626	120V	24V	40VA	2 Side Clip
1082611	208/230V 1/4" QC	24V 3/16" QC	40VA	Foot Mount
1170003	120V	24V	40VA	Foot Mount

1/4" QC Terminals

# AMANA

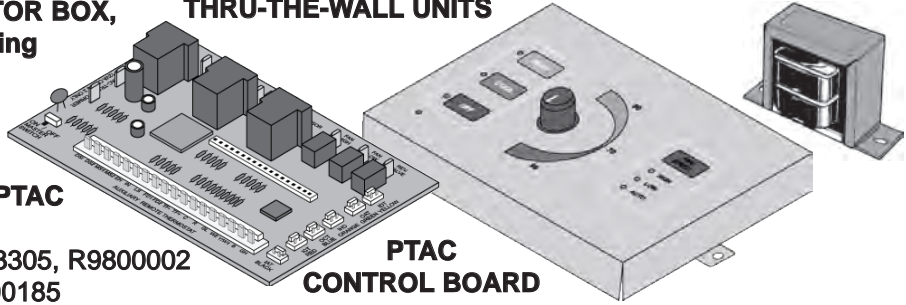
HEATING AND COOLING

**BOARD, SELECTOR BOX,  
Transformer, Wiring  
Harness & Wire  
Enclosure**

**THRU-THE-WALL UNITS**

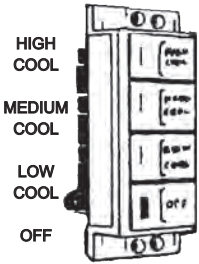
**FOR PTHP AND PTAC  
RSKP0008**

REPLACES 11043305, R9800002  
& RF00001, RF000185



**PTAC  
CONTROL BOARD**

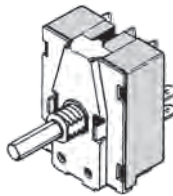
## POPULAR MAIN SWITCHES FOR ROOM AIR CONDITIONERS



**10472201Q**

Black plastic switch with  
fluorescent red indicator.

4-POSITION  
**B5114404**  
(ASR4273-15)  
Off-Fan-Hi Cool-Lo Cool



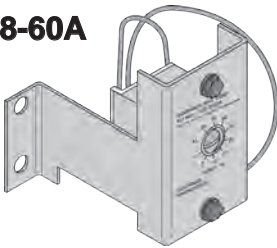
**KNOBBS FOR  
1/4" D STEM  
1/2" EXTENSION**

BLACK  
W/RED  
STRIPE



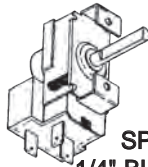
**D7795807**  
FLAT DOWN

**OUTDOOR THERMOSTAT  
OT18-60A**



**3-WIRE AC TEMPERATURE  
CONTROL**

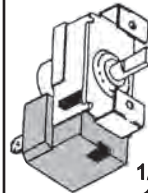
**C6424201**



SPDT SWITCHING  
1/4" BULB - 9" CAPILLARY  
1/4" D STEM 1" LONG

**2-WIRE AC TEMPERATURE  
CONTROL-COOLING**

**C6460402**



SPST SWITCHING  
1/4" BULB - 9" CAPILLARY  
1/4 D STEM - 3/4" LONG

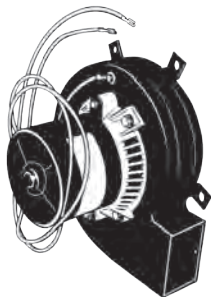
OEM  
HVAC

## PARTS FOR LATE MODEL FURNACES

**DRAFT INDUCER**

208-230V  
.5 AMPS  
2-POLE  
NO SWITCH

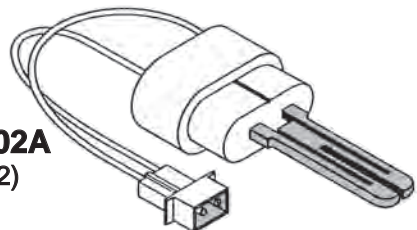
**D9886202**  
(7021-9227)



**HOT SURFACE IGNITOR**

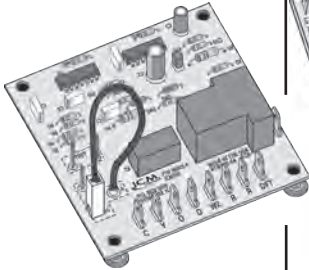
— INCLUDES GASKET —

**D9918202A**  
(271A9702)

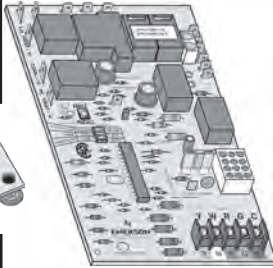




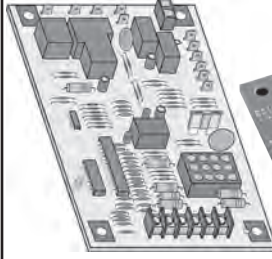
# GOODMAN AMANA




**DEFROST BOARD  
(ICM318)  
B1226008**



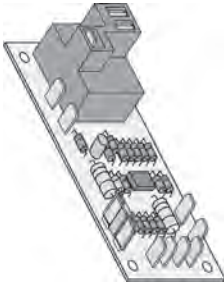
**INTEGRATED HSI  
CONTROL  
(50M56-289)  
PCBBF132S**



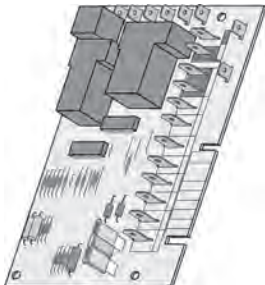
**INTEGRATED HSI  
CONTROL 12 PIN  
(50A55-289)  
PCBBF112S**



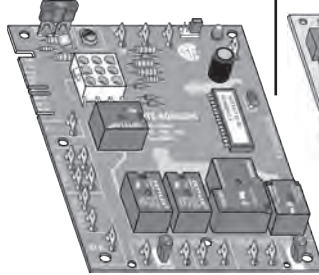
**DEFROST BOARD  
(ICM300 - B1226006)  
PCBDM101S**



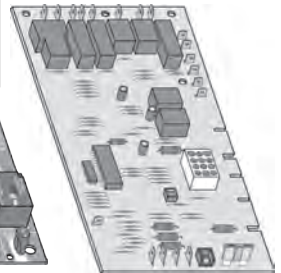
**AIR HANDLER  
BOARD  
(B1370735S)  
PCBFM103S**



**TIMED FAN  
CONTROL  
(ICM287)  
B1809904S**

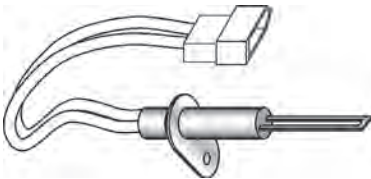


**ELECTRONIC  
CONTROL MODULE  
(ICM280)  
B1809913S**



**TIMED FAN  
CONTROL  
B1809923S**

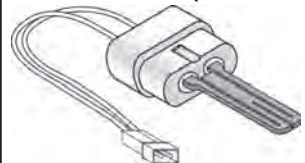
**NEW STYLE MINI-IGNITOR  
0230K0000S**




**FLAME SENSOR  
0130F00010  
(B1172606)**



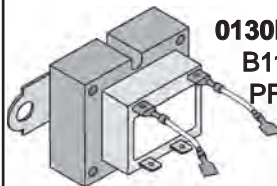
**HOT SURFACE IGNITOR  
– Includes Gasket –  
D9918202A (271A9702)**



**GAS VALVE  
0151M00013S  
(B1282628  
VR8515S1214,  
36G22-254)**



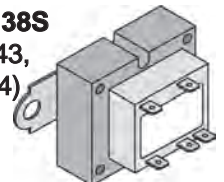
**TRANSFORMER  
120 - 24V 40VA**



**0130M00140S  
B1141605  
PF40115**

**TRANSFORMER  
240 - 24V w/Terminals**

**0130M00138S  
(B1141643,  
PF40224)**






# GOODMAN

AMANA

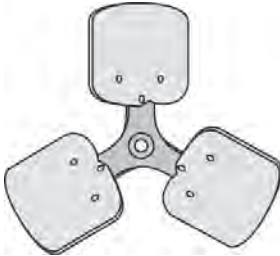
## FLUE MOTORS



Illus.	Part No.	Volts	Amps	Description
A	D9886202	208/230	0.5	7021-9227 Amana
B	20044403	115	1.6	7002-2407, 7021-8252
C	B2959000S	208/230	0.5	7021-8656
D	B1859005S	115	1.3	PCI-A157, 7002-2307, 7002-3219
E	B2833001S	115	1.4	7021-9087, 7021-9000

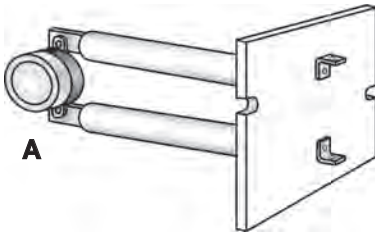
## PROPELLER BLADES

Rotation - CCW • Hub Location - Intake

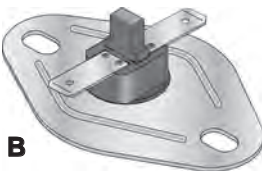


Part No.	Lau	Blades	Dia.	Pitch	Material
B1086756	6128300001	3	18"	29°	Steel
B1086750	6128290001	3	22"	24°	Steel
B1086748	6128310001	3	22"	30°	Steel

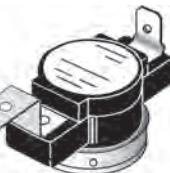
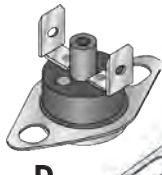
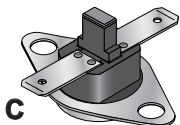
## LIMIT SWITCHES



Illus.	Part No.	Length	Limit
A	1370902S	3"	210°F
A	1370903S	3"	240°F
A	1370905S	3"	290°F
A	1370908S	7"	160°F
A	1370912S	7"	240°F
B	B1370108	Manual Reset	149°C
C	B1370145	Manual Reset	149°C
D	B1370154	Manual Reset	350°F
E	B1370116	Auto Reset	140-35°F

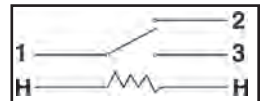
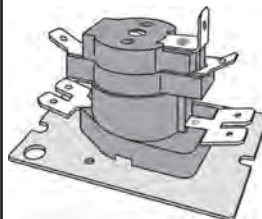


**B1370116**  
L140-35F LIMIT SWITCH



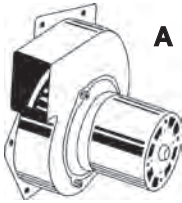
## TIME DELAY RELAY

**B1370738**  
(PCQ108)



OEM  
HVAC

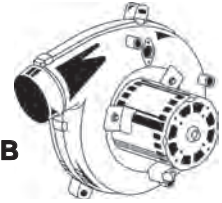
# NORDYNE



A

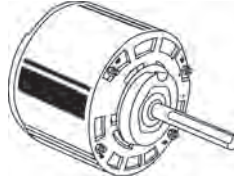
## FLUE MOTORS

Part No.	Illus.	Amps	Type	Ref
903111	A	1.1	S.P.	7021-7975 7021-1159
903962	B	0.7	PSC	7062-4159




B

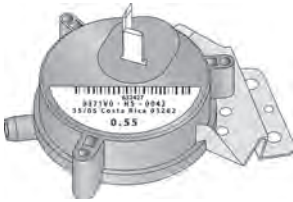
Part No.	HP	Speeds	Capacitor
902126	1/5(D1730)	3	5 $\mu$ F
904502	1/3	3	5 $\mu$ F
902128	1/2	4	10 $\mu$ F
902346	3/4	4	10 $\mu$ F



**INDUCER MOTOR**  
**903404**  
(65404)



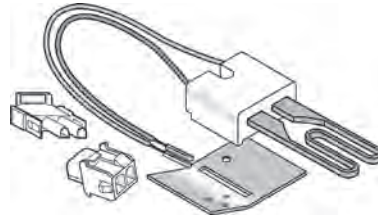
## PRESSURE SWITCHES



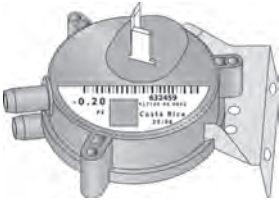
**632427**  
Single  
Port

**903758**  
120V

## FURNACE IGNITOR KIT

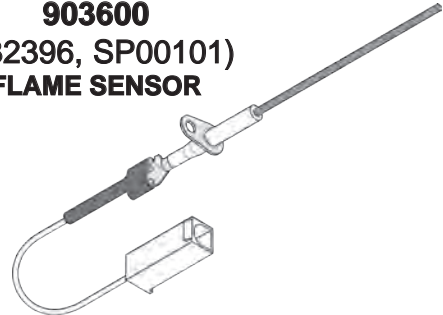


**903179**  
230V



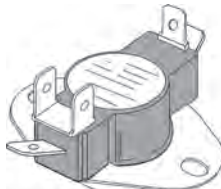
**1010775R**  
(632453)  
2-Port

**903600**  
(632396, SP00101)  
FLAME SENSOR




## 2-POLE LIMIT CONTROLS

Part No.	Open
626403	140°F
626404	145°F
626409	155°F
626428	170°F
626458	190°F

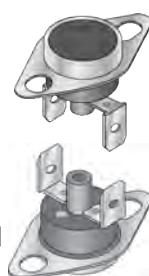


**626337**  
Fan Switch  
F115



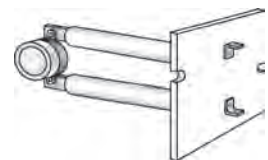
## VENT LIMIT SWITCH

Part No.	Cut-Out
626354	220°F
626353	230°F
626355	240°F
626352	250°F
626350	260°F
<b>FLAME ROLL OUT SWITCH</b>	
626343	300°F

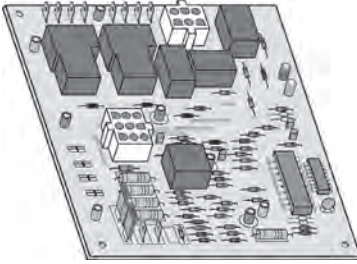


## OVER TEMP LIMIT


Part No.	Cut-Out
626418	150/20°F
626419	195/20°F
626425	210/20°F
626449	250/20°F
626434	180/20°F



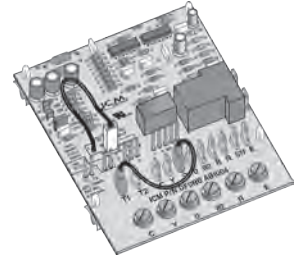
# NORDYNE




**903429**  
Integrated Control Board



**920915**  
Circuit Board KG6 & KG7 Series

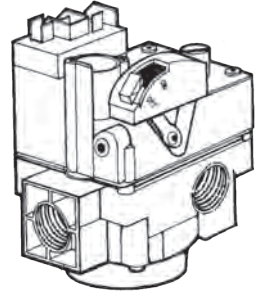


**917178A (ICM302)**  
Defrost Board

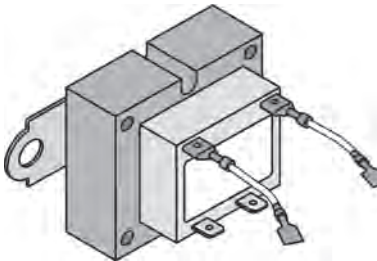


## GAS VALVES


Part No.	Ref
<b>624610</b>	VR8205R2091
<b>904081</b>	VR8205S2288, M2443
<b>624583</b>	7200ERC 720-472



## TRANSFORMERS

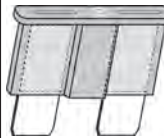


**621709**  
208/240-24V  
Transformer



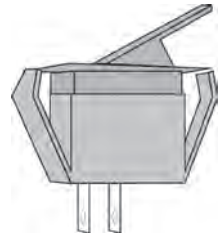
**622337**  
(621486)  
120v/24v (40VA)  
Includes wires

## FUSE (3 Amp)



**632261**  
(ATC3)  
3 Amp

## INTERLOCK DOOR SWITCH

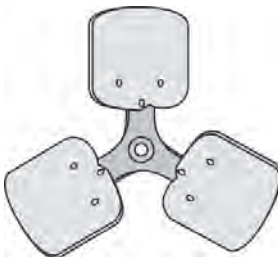


**632125**

OEM  
HVAC

## PROPELLER BLADES

Rotation - CW • Hub Location - Intake




Part No.	Lau	Blades	Dia.	Pitch	Material
<b>667212</b>	<b>6128140001</b>	3	24"	30°	Steel
<b>667261</b>	<b>6128150001</b>	2	18"	18°	Steel
<b>667262</b>	<b>6128120001</b>	3	18"	28°	Steel
<b>667303</b>	<b>6128130001</b>	3	24"	23°	Steel
<b>667316</b>	<b>6128190001</b>	3	24"	20°	Steel

# RHEEM

RUUD, WEATHER KING

## BLOWER MOTORS

115 V • 5<sup>5/8</sup>" Dia



<u>Part No.</u>	<u>HP</u>	<u>RPM</u>	<u>Cap</u>	<u>Amps</u>	<u>"A"</u>	<u>Shaft</u>
51-23012-41	1/2	1075/4-Spd	10-370	7.3	4 <sup>5/8</sup> "	1/2" x 4"
51-23015-91*	1/3	1050/3-Spd	SP	6.5	4 <sup>1/2</sup> "	1/2" x 3"
51-23017-42	1/2	1075/4-Spd	15-370	13	5 <sup>1/2</sup> "	1/2" x 5"

\* 5" Dia CWSE other motors reversible

## CONDENSER MOTORS

208/230 V • Sleeve Bearings • TENV Enclosure • 5<sup>5/8</sup>" Dia

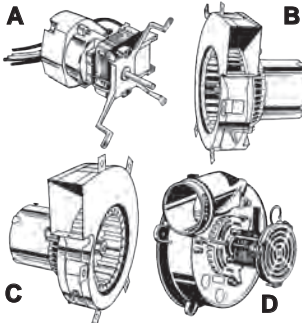


<u>Part No.</u>	<u>HP</u>	<u>RPM</u>	<u>Cap</u>	<u>Amps</u>	<u>"A"</u>	<u>Shaft</u>
51-23055-11	1/5	1075	5-370	1.3	3 <sup>7/8</sup> "	1/2" x 3 <sup>3/4</sup> "
51-23055-12	1/5	825	7.5-370	1.3	4 <sup>5/8</sup> "	1/2" x 3"
51-23053-11*	1/3	1075	5-370	2.0	4"	1/2" x 5"

\* CWSE other motors reversible

## COMBUSTION BLOWERS

3000 RPM



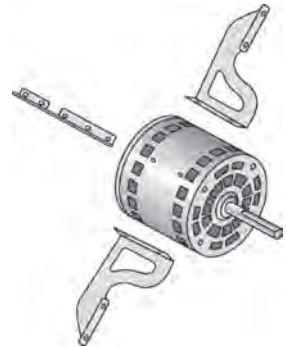
<u>Part No.</u>	<u>Illus.</u>	<u>Volts</u>	<u>Amps</u>	<u>Description</u>
51-21964-11	A	208/230	0.25	7102-0628 with Blade
70-21496-01	B	115	1.1	PCI-A090, JA1M102, 7021-5239
70-21496-83	C	115	1.1	A079, JA1M106, 7021-5615
70-24157-03	D	115	1.71	70-22838-82, 70-101887-81

## POPULAR BLOWER MOTORS

Motors have 8 holes in shell for brackets to screw in.

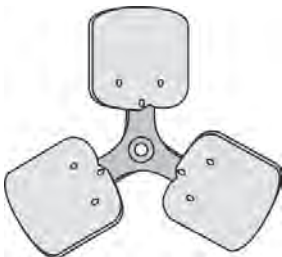
Brackets are sold and must be ordered separately.

<u>Part No.</u>	<u>HP</u>	<u>Voltage</u>	<u>Speeds</u>	<u>Type</u>
51-100344-01	1/6	230V	2	Shaded Pole
51-27211-02	1/4	230V	2	Shaded Pole
51-27211-03	1/3	230V	2	Shaded Pole
51-27211-04	1/2	230V	2	Shaded Pole
AE-58384-81	Bracket Set of 4			



## PROPELLER BLADES

Rotation - CCW • Hub Location - Intake



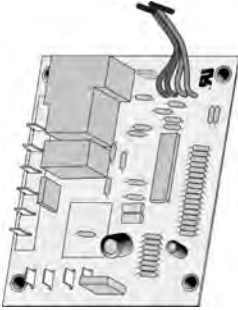
<u>Part No.</u>	<u>Lau</u>	<u>Blades</u>	<u>Dia.</u>	<u>Pitch</u>	<u>Material</u>
70-100580-03	6128900001	3	24"	22°	Steel
70-100580-04	6128170001	3	24"	28°	Steel
70-100580-07	6128180001	2	22"	28°	Steel



# RHEEM

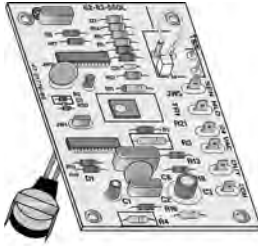
RUUD, WEATHER KING

## CIRCUIT BOARDS



47-102684-83

**Demand Defrost  
Circuit Board**  
(47-21517-88)




47-21776-86

**Defrost Board  
with Sensor**




47-22827-83

**Electronic Fan Timer  
for Standing Pilot**  
ST9120U1003, 695-003




47-23619-81  
(47-23619-03)

**Fan Timer  
Control Board**



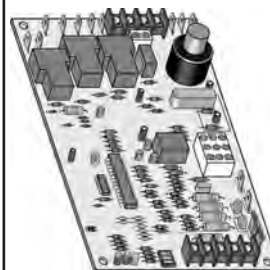
62-23599-05

**Integrated DSI  
Control (1068-310)**



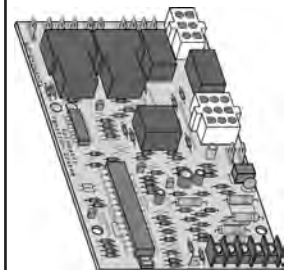
62-24084-82

**Upgraded Board  
used w Flame Sensor**  
see 62-24044-71 below



62-24140-04

**DSI Control Board  
1- Stage**



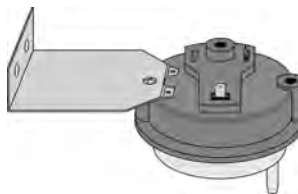
62-24268-03

**Integrated HSI  
Control (1012-925)**

## PRESSURE SWITCH - 1 Hose, 2-Wire Hook-up



42-24194-82




42-24195-03



42-24196-81

## FLAME SENSOR



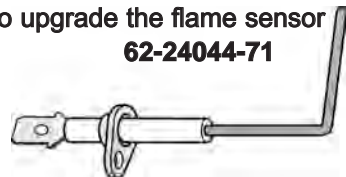
62-23543-01

## REMOTE FLAME SENSOR KIT

Sometimes when replacing furnace control board 62-24084-82 it is necessary to upgrade the flame sensor with this kit.

Includes:  
Sensor, Brackets, Leads  
& Instructions

62-24044-71



OEM  
HVAC

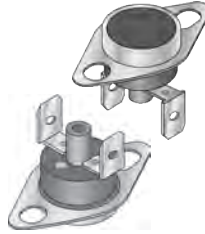
# RHEEM

RUUD, WEATHER KING

## VENT LIMIT SWITCH

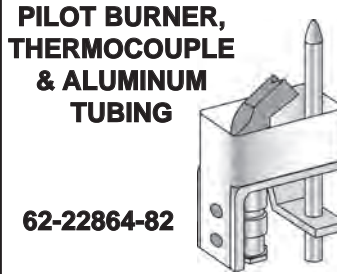

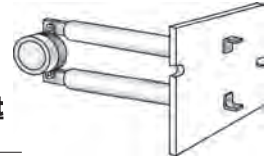
<u>Part No.</u>	<u>Cut-Out</u>
47-22453-01	130°F
47-22453-02	135°F
47-22861-02	300°F

**Manual Reset**

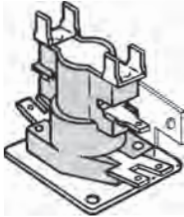


## PLENUM LIMIT 3"

<u>Part No.</u>	<u>Cut-Out</u>
47-25349-03	L150°F
47-25349-01	L160°F
47-25349-02	L170°F

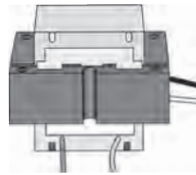


## SEQUENCERS with Mounting Bracket 24V



<b>42-23116-08</b>	<b>2 Pole</b>
<b>42-23116-07</b>	<b>3 Pole</b>

## TRANSFORMER



<u>Part No.</u>	<u>Voltages</u>
<b>46-23115-01</b>	<b>120-24V</b>
<b>46-23115-02</b>	<b>240-24V</b>
<b>46-22863-04*</b>	<b>120-24V</b>

**\*Fused - Replacement Fuse**

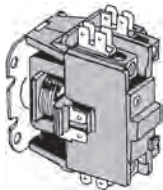
**46-22863-82 5 Pack**

## Defrost Upgraded Replacement Relay



**42-21786-81**

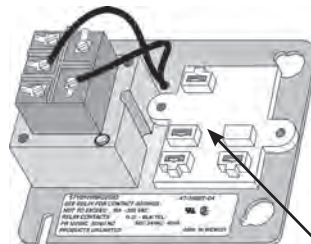
Replaces:  
42-21786-01, 42-21786-02,  
42-21786-05, 42-21786-06



## CONTACTOR 1 Pole 24 Volt

<u>Part No</u>	<u>Amps.</u>
<b>42-25101-01</b>	<b>30A</b>
<b>42-25101-03</b>	<b>40A</b>

## FAN CENTER (LESS RELAY)

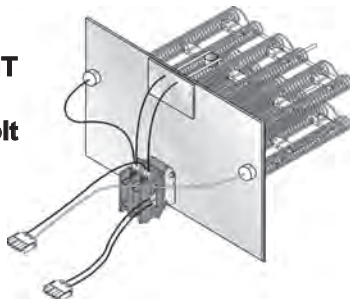


**47-19807-04**  
Fan Center  
Supplied without  
relay  
(90-113)

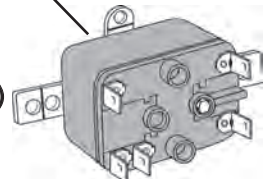
## HEAT STRIP REPLACEMENT KIT

**10 K.W. 230 Volt**

**AS-58386-92**

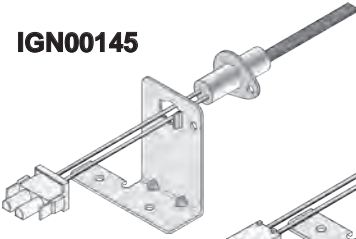


**ENCAPSULATED  
RELAY**  
for Fan Center (90-370)  
**42-25104-06**

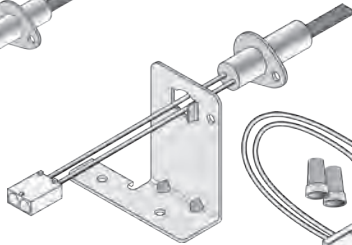


# TRANE


## AMERICAN STANDARD



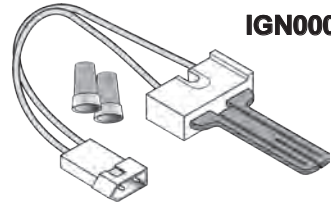
**IGN00145**



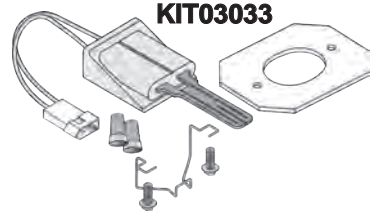
**IGN00152**



**IGN00054**

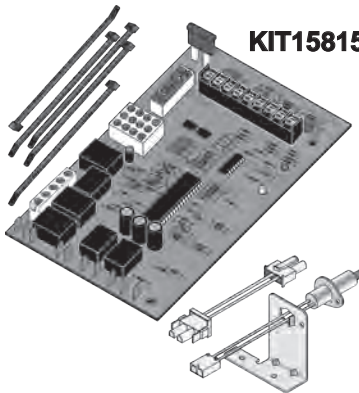


**IGN00026**

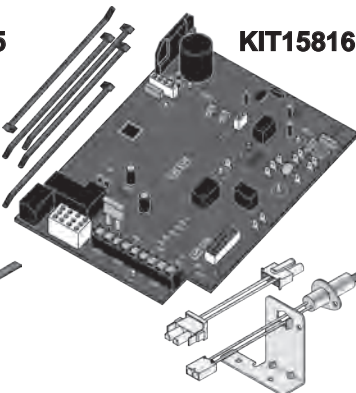


**KIT03033**

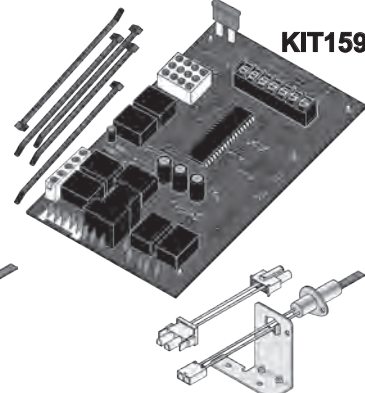
<b>Part No.</b>	<b>Ref.</b>	<b>Description</b>
<b>IGN00145</b>	69141	80V Silicone Nitride w/Bracket
<b>IGN00054</b>	16761	120V 3.5A
<b>IGN00026</b>	16484	120V Fenwal Ignition Systems
<b>IGN00152</b>	73411	120V Silicone Nitride w/Bracket
<b>KIT03033</b>	10402	120V 4.25A Rooftop Systems
<b>KIT15815</b>	70104	Ignitor Kit CNT06015 50V51-507 D156245P01
<b>KIT15816</b>	70343	Ignitor Kit CNT06585 50V54-571 D343687P02
<b>KIT15943</b>	70935	Ignitor Kit CNT06424 50M51-495 D344301P01



**KIT15815**



**KIT15816**

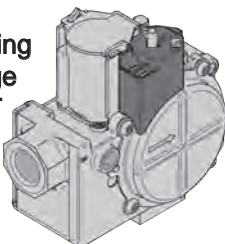


**KIT15943**

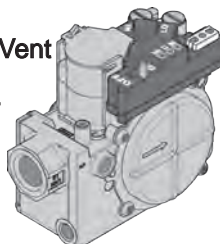
OEM HVAC

## GAS VALVES


**VAL09029**  
36J24-205  
Slow Opening  
Single Stage  
1/2-14 NPT  
24V



**VAL09030**  
36J54-201  
Non Direct Vent  
2 Stage  
1/2-14 NPT  
24V



**VAL09031**  
36J54-202  
Non Direct Vent  
2 Stage  
1/2-14 NPT  
24V







# TRANE

## AMERICAN STANDARD


### FURNACE CONTROLS



**CNT03797**  
50A55-486  
D381235P04  
IFC w/4 Lead Wires




**CNT05165**  
50A65-476 D341314P05  
Single Stage




**CNT02184**  
50A51-495  
D330937P01  
2 Stage

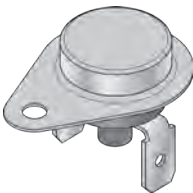

**CNT06585**  
50V50-571  
D343687P02  
2 Stage  
Variable



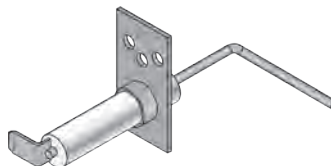
**CNT03457**  
50N02-455  
X13650874-010  
2 Stage Direct Spark




**CNT04717**  
50N02-475  
X131651111-010  
2 Stage Direct Spark  
Stand Alone Dual Gas



**SWT02357**  
FLAME  
ROLLOUT  
SWITCH




**SEN00297**  
FLAME SENSOR

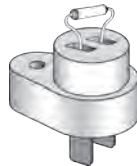


**SEN01114**  
FLAME SENSOR

**TRR01729**  
TRANSFORMER  
C340041P005  
115V PRIMARY  
24V SEC  
35VA



**FUS00620**  
FUSE LINK &  
HOLDER



**FLAT BLADE  
FUSE PK/5**

Part No.	REF
<b>FUS02296</b>	3A ATC3
<b>FUS02293</b>	5A ATC5

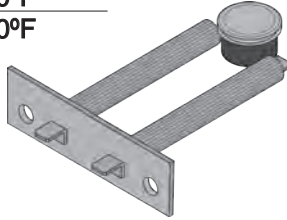


# TRANE

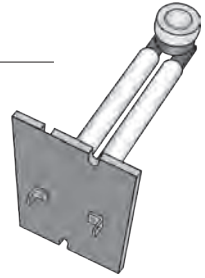
AMERICAN STANDARD

## THERMAL PLENUM LIMIT 3"


Part No.	Open	Close
SWT01635	180°F	150°F
SWT01612	190°F	160°F



Part No.	Open	Close
SWT01258	170°F	140°F
SWT01259	190°F	160°F




## PRESSURE SWITCHES

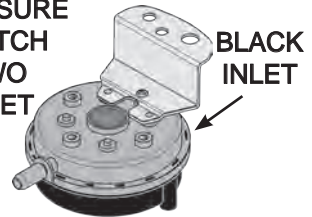


**SWT02357**  
DOUBLE  
PRESSURE  
SWITCH

**SWT02293**  
PRESSURE  
SWITCH




**SWT03221**  
PRESSURE  
SWITCH  
TWO  
INLET




## BLOWER MOTORS

115V • 48 Frame • 4 Speed • Shaft 1/2" Dia x 3" Long



Part No	HP	RPM	Amps	Cap.
MOT09053	1/3	1075	5.8	5µF
MOT11992	1/2	1075	9.35	15µF
MOT11994	3/4	1100	9.6	15µF

**WHL03116**  
BLOWER WHEEL  
11.7" X 10.6"




OEM  
HVAC

## INDUCER CONVERSION KIT KIT16582

Includes:

- KIT15816 which contains
  - \* IGN152 120V Ignitor
  - CNT06585 Board
- BLW00879 Inducer Motor (A197)  
70920248 - D342097P01  
X38010571010
- Wiring, Limit Switch, Hardware
- Instructions

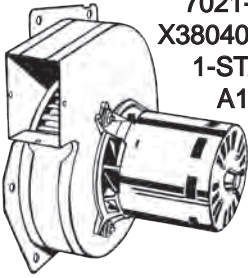


# TRANE

AMERICAN STANDARD

## FURNACE INDUCERS

**BLW01312**  
7021-8924  
X38040305017  
1-STAGE  
A143




**BLW00879**  
7092-0238  
D342097P01  
3-PHASE  
A197



**BLW01139**  
7062-6200  
D342094P07



**FAN03049**  
7021-11242  
X38040363020  
1-STAGE




**BLW00864**  
7021-11543  
D342094P03  
A195



**BLW01138**  
7021-12479  
D342094P06  
A196




**BLW00451**  
7021-8928  
X38080029010  
PCI-A150



**BLW01321**  
7021-9561  
X38020420017  
2-STAGE  
A194



**KIT02591**  
MOTOR  
&  
GASKET



7062-3972  
X3804031001  
A273

**KIT02590**  
MOTOR  
&  
GASKET



7062-3971  
X3804030901  
PCIA-272

**BLW00951**



7062-3915  
C663946901  
X38010666010  
A369

**KIT02589**  
MOTOR  
&  
GASKET




7062-3969  
X3804030801  
PCI-A271

# FAN BLADES

## PLASTIC FAN BLADES



For ventilators, coolers, space heaters, refrigerators, freezers, any small air handling application. Select correct size and rotation from the chart shown below. Rotation is determined facing the discharge side of the blade.



Part No.	Dia.	Blades	Rotation	Shaft	Part No.	Dia.	Blades	Rotation	Shaft
A61300	3	4	CW	1/8	A61404	4	5	CCW	3/16
A61301	3	4	CW	3/16	A61501	5	5	CW	3/16
A61302	3½	4	CCW	3/16	A61502	5	5	CW	1/4
A61353	4	4	CCW	Hub	A61503	5	5	CW	5/16
A61406	4	4	CW	1/8	A61504	5	5	CCW	3/16
A61408	4	4	CW	3/16	A61505	5	5	CCW	1/4
A61550	5½	4	CCW	3/16	A61506	5	5	CCW	5/16
A61551	5½	4	CW	3/16	A61455	5½ <sub>16</sub>	5	CCW	3/16
A61602	6	4	CW	1/4	A61650	6½	5	CW	3/16
A61603	6	4	CW	5/16	A61651	6½	5	CW	1/4
A61604	6	4	CCW	3/16	A61652	6½	5	CW	5/16
A61605	6	4	CCW	1/4	A61660	6⅝	5	CW	7/32
A61606	6	4	CCW	5/16	A61665	6⅝	5	CW	7/32
A61401	4	5	CW	1/8	A61701	7	5	CW	1/4
A61402	4	5	CW	3/16	A61703	7	5	CCW	1/4
A61403	4	5	CCW	1/8	A61718	7	5	CW	Hub

## ALUMINUM FAN BLADES HUBS

Rotation determined by facing air discharge. Illustration is CCW




Part No.	Rot	Pitch	Dia	Bore	Hub Location	Part No.	Rot	Pitch	Dia	Bore	Hub Location
A64455	CCW	24°	5½	3/16	Intake	A65732	CW	27°	7	5/16	Intake
A64550	CW	19°	5½	3/16	Intake	A63475	CW	23°	8	1/4	Intake
A65503	CW	27°	5½	5/16	Intake	A85131	CW	30°	8	5/16	Intake
A65504	CW	27°	5½	1/4	Intake	A85225	CCW	30°	8	1/4	Discharge
A65513	CCW	27°	5½	5/16	Intake	A85231	CCW	30°	8	5/16	Discharge
A65515	CCW	27°	5½	1/4	Intake	A60804	CW	36°	8	1/4	Intake
A65125	CW	19°	6	1/4	Intake	A60805	CW	36°	8	5/16	Intake
A65131	CW	30°	6	5/16	Intake	A60814	CCW	36°	8	1/4	Intake
A65225	CCW	30°	6	1/4	Discharge	A60815	CCW	36°	8	5/16	Intake
A65231	CCW	30°	6	5/16	Discharge	A63841	CW	24°	8	1/4	Discharge
A60604	CW	27°	6	1/4	Discharge	A65826	CW	27°	8	1/4	Intake
A60614	CCW	27°	6	1/4	Discharge	A65825	CW	27°	8	1/4	Intake
A65632	CW	27°	6	5/16	Intake	A65832	CW	27°	8	5/16	Intake
A65633	CCW	27°	6	5/16	Intake	A65833	CCW	27°	8	5/16	Intake
A64650	CW	19°	6½	1/4	Intake	A63477	CW	25°	9	1/4	Intake
A66504	CW	27°	6½	1/4	Intake	A95131	CW	30°	9	5/16	Intake
A63473	CW	21°	7	1/4	Discharge	A95225	CCW	30°	9	1/4	Discharge
A75131	CW	30°	7	5/16	Intake	A95231	CCW	30°	9	5/16	Discharge
A75225	CCW	30°	7	1/4	Discharge	A65932	CW	26°	9	5/16	Intake
A75231	CCW	30°	7	5/16	Discharge	A65933	CCW	26°	9	5/16	Intake
A60704	CW	27°	7	1/4	Intake	A65925	CW	26°	9	1/4	Intake
A60714	CCW	27°	7	1/4	Intake	A65926	CCW	26°	9	1/4	Intake

### 10 BLADE • SMALL ALUMINUM • INTAKE • FAN BLADE

Part No.	Dia.	Bore	CFM@3000RPM
A61954	3"	1/4"	60
A61955	3½"	1/4"	100
A61956	4"	1/4"	200

Replaces Rheem  
70-21937 Series  
Use with Fasco  
K628



# HUBLESS FAN BLADES & PROPELLERS

## HUBLESS FAN BLADES

The illustration is of a COUNTER CLOCKWISE blade. Note that when you face this blade, it must be rotated COUNTER CLOCKWISE in order to blow air toward you.



<u>Part No.</u>	<u>Rot.</u>	<u>Pitch</u>	<u>Dia.</u>
A61101	CW	21°	6
A61102	CCW	21°	6
A63607	CW	30°	6
A63617	CCW	30°	6
A67523	CCW	30°	6¾
A61608	CW	30°	6¾
A61618	CCW	30°	6¾
A63474	CW	21°	7
A61103	CW	30°	7
A61104	CCW	30°	7
A63707	CW	31°	7
A63717	CCW	31°	7
A77552	CCW	30°	7¾
A63100	CW	30°	7¾
A65751	CCW	30°	7¾
A63476	CW	23°	8

<u>Part No.</u>	<u>Rot.</u>	<u>Pitch</u>	<u>Dia.</u>
A85250	CCW	50°	8
A63806	CW	30°	8
A63816	CCW	30°	8
A63807	CW	50°	8
A63817	CCW	50°	8
A61807	CW	30°	8¾
A61817	CCW	30°	8¾
A63906	CW	25°	9
A63916	CCW	30°	9
A63907	CW	31°	9
A63917	CCW	31°	9
A61480	CW	28°	10
A63126	CW	25°	10
A63116	CCW	30°	10
A61108	CW	30°	10
A63117	CCW	30°	10

## 2-BLADE PROPELLERS


<u>Part No.</u>	<u>Diameter</u>	<u>Degree Pitch</u>	<u>Rotation</u>
6141660001	14"	36	CW
60-7725-01	18"	28	CCW
60-6521-01	18"	33	CCW
60-7726-01	20"	28	CCW
60-7727-01	22"	16	CCW
60-8142-01	22"	27	CCW
60-7728-01	24"	27	CCW





# PROPELLER BLADES

## HEAVY DUTY STEEL BLADES FOR VENTILATORS AND CONDENSING UNITS



WIDE, SQUARE BLADES ARE DESIGNED SPECIFICALLY FOR HIGH STATIC PRESSURE TO FORCE AIR THROUGH HEATING OR COOLING COILS.

You must always specify "CLOCKWISE" or "COUNTER-CLOCKWISE" construction of each blade. The illustration is of a CLOCKWISE blade. Note that when you face this blade, it must be rotated CLOCKWISE in order to blow air toward you.

ORDER BY DIAMETER, PITCH, WING COUNT, AND DIRECTION.

**EXAMPLE:** Part Number 20-27-4CCW is a counter-clockwise, 20" 4-wing blade with a 27° pitch. A 6-pole (1050-1140 RPM) motor should be 1/5 HP for ventilators or 1/3 HP for condensing units.

### PART NUMBER REFERENCE

#### Part No. Add Rotation

#### Dia. ...Pitch..Wings

10.....23 .....	4
10.....27 .....	4
10.....33 .....	4
12.....19 .....	4
12.....23 .....	3
12.....23 .....	4
12.....27 .....	4
12.....33 .....	4
14.....19 .....	4
14.....23 .....	3
14.....23 .....	4
14.....23 .....	5
14.....27 .....	3
14.....27 .....	4
14.....27 .....	5
14.....33 .....	4
16.....19 .....	3
16.....23 .....	3
16.....23 .....	4
16.....27 .....	4

#### Part No. Add Rotation

#### Dia. ...Pitch..Wings

16.....27 .....	5
16.....33 .....	4
16.....33 .....	5
18.....27 .....	2+
18.....27 .....	3
18.....27 .....	4
18.....27 .....	5
18.....30 .....	3
18.....30 .....	4
18.....33 .....	2*
18.....33 .....	3
18.....33 .....	4
18.....33 .....	5
20.....25 .....	2+
20.....27 .....	3
20.....27 .....	4
20.....27 .....	5
20.....30 .....	3
20.....30 .....	4
20.....33 .....	3
20.....33 .....	4

#### Part No. Add Rotation


#### Dia. ...Pitch..Wings

20.....33 .....	5
22.....27 .....	2+
22.....27 .....	3
22.....27 .....	4
22.....27 .....	5
22.....33 .....	3
22.....33 .....	4
22.....33 .....	5
24.....27 .....	2*
24.....27 .....	3
24.....27 .....	4
24.....27 .....	5
24.....33 .....	3
24.....33 .....	4
24.....33 .....	5
26.....24 .....	4
26.....27 .....	4
26.....27 .....	5
26.....33 .....	4
26.....33 .....	5

+ Available in CCW only (Revcor) \* Has 1/2" hub installed. CCW only (Lau)

### FAN PITCH & ROTATION GAUGE

Tell at a glance the degree of pitch & direction of rotation (CW or CCW) or any size fan blade. Position flat end (B) of gauge shaft on flat surface of fan hub & Base (A) of gauge on surface of fan blade. Gauge will indicate rotation and degree of pitch.



05099801

### CENTER HUBS MUST BE ORDERED SEPARATELY

CENTER HUB WITH MOUNTING SCREWS  
AND SET  
SCREWS, ORDER BY SHAFT SIZE.



AH14	1/4"
AH516	5/16"
AH38	3/8"
AH12	1/2"
AH58	5/8"
AH34	3/4"

# FAN BLADES

## Cobra Blades Low Noise 10X Quieter

The Cobra Blade can be used to replace a square condenser propeller to make the unit 10X quieter

Cobra Blades are made of high strength aluminum

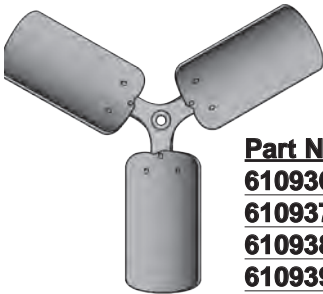
<u>Dia.</u>	<u>Part No.</u>	<u>Rotation</u>	<u>Pitch</u>	<u>Hub Location</u>	<u>Bore Size</u>
<b>3-BLADE COBRA BLADE</b>					
22"	6131520001	CW	27°	Intake	1/2"
22"	6131530001	CW	33°	Intake	1/2"
24"	6127530001	CCW	33°	Interchangeable	
<b>4-BLADE COBRA BLADE</b>					
22"	6131560001	CW	19°	Intake	1/2"
22"	6131580001	CW	27°	Intake	1/2"
22"	6131590001	CW	33°	Intake	1/2"
24"	6127540001	CW	23°	Interchangeable	
24"	6127550001	CCW	23°	Interchangeable	
24"	6127570001	CCW	27°	Interchangeable	
24"	6127590001	CCW	33°	Interchangeable	



## LARGE STEEL PROPELLERS - HEAVY DUTY

Large Steel Heavy Duty, Clockwise Rotation

Applications: Industrial Circulators, Condensing Units, Cooling Towers & Agricultural Ventilation



<u>Part No.</u>	<u>Dia.</u>	<u>Pitch</u>	<u>Rotation</u>	<u>Depth</u>	<u>Width</u>	<u>Max RPM</u>	<u>Weight</u>
61093601	30	22°	CW	2 <sup>3</sup> / <sub>8</sub> "	6"	1140	7#
61093701	30	27°	CW	2 <sup>7</sup> / <sub>8</sub> "	6"	1140	7#
61093801	36	27°	CW	2 <sup>7</sup> / <sub>8</sub> "	6"	1000	8#
61093901	36	33°	CW	3 <sup>3</sup> / <sub>8</sub> "	6"	1000	8#

## P - Style Hubs

For 24" to 48" Propellers

### Standard Keyway Sizes

<u>Diameter of Shaft</u>	<u>Keyseat Width X Depth</u>
5/16 - 7/16	3/32 x 3/64
1/2 - 9/16	1/8 x 1/16
5/8 - 7/8	3/16 x 3/32
15/16 - 1 <sup>1</sup> / <sub>4</sub>	1/4 x 1/8
1 <sup>1</sup> / <sub>8</sub> - 1 <sup>3</sup> / <sub>8</sub>	5/16 x 5/32
1 <sup>7</sup> / <sub>16</sub> - 1 <sup>3</sup> / <sub>4</sub>	3/8 x 3/16
1 <sup>13</sup> / <sub>16</sub> - 2 <sup>1</sup> / <sub>4</sub>	1/2 x 1/4




<u>Part No.</u>	<u>Bore Size</u>
60331504	1/2
60331505	5/8
60331506	3/4
60331507	7/8
60331508	1
60331501	1 <sup>1</sup> / <sub>8</sub>
60331502	1 <sup>1</sup> / <sub>4</sub>
60331509	1 <sup>3</sup> / <sub>4</sub>
60331503	1 <sup>3</sup> / <sub>8</sub>

# BLOWER WHEELS

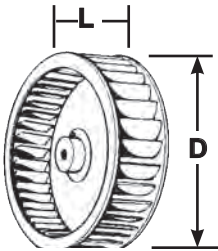
## DOUBLE INLET BLOWER WHEELS

Universal Wheels for direct drive & belt drive blowers with set screw. Set screw can be converted to Allen Head screw (not included.) if blower hub is on motor side.

Part No.	Model	Dia.	Width	Bore
028958-02		5¼"	5⅞"	1/2"
028958-03		5¼"	6⅞"	1/2"
028958-05		5¾"	6⅞"	1/2"
028958-06		5¾"	8½"	1/2"
013316-02	DD10-10	11⅞"	10⅞"	1/2"
013332-01	DD9-9	9-15/16"	9½"	1/2"
013324-01	DD10-8	11⅞"	8	1/2"
013336-02	DD9-7	9-15/16"	7⅞"	1/2"
026941-11	DD11-10A½	11"	10"	1/2"
008403-16	A12-12	13-3/16"	12⅝"	1"
013317-01	DD10-9	10⅞"	9½"	1/2"
008276-16	A15-15	15½"	15	1"
008360-12	A10-10	11⅞"	10⅞"	3/4"
015565-07	A12-12	13-3/16"	12⅝"	1/2"



## SINGLE INLET BLOWER WHEELS



ROTATION IS DETERMINED AS VIEWED FROM THE CLOSED END. BLADE AT RIGHT IS CW.

DOUBLE INLET WHEEL CAN BE CONSTRUCTED BY PLACING A CCW AND A CW WHEEL BACK TO BACK.

Part No.	Rotation	Shaft	"D"	"L"
1-6038	CW	1/4"	3"	1⅞"
1-6039	CCW	1/4"	3"	1⅞"
1-6040	CCW	1/4"	3-13/16"	1⅞"
1-6041	CW	1/4"	3-13/16"	1⅞"
1-6042	CCW	5/16"	3-13/16"	1⅞"
1-6043	CW	5/16"	3-13/16"	1⅞"
1-6044	CW	5/16"	3-13/16"	2½"
1-6045	CCW	5/16"	3-13/16"	2½"
1-6114	CW	1/4"	3.84	1⅞"
1-6113	CW	1/4"	3.81	1.03
1-6051	CCW	1/4	3.84	1⅞"
1-6046	CCW	1/4"	4¼"	2"
1-6047	CCW	5/16"	4¼"	2"
1-6052	CCW	1/4"	4¼"	2.93
1-6048	CW	5/16"	4¾"	3"
1-6000	CCW	5/16"	4¾"	3"
1-6024	CW	5/16"	5¼"	2½"
1-6025	CCW	5/16"	5¼"	2½"
1-6053	CW	5/16"	5⅝"	3"
1-6054	CCW	5/16"	5¼"	3"
1-6026	CCW	5/16"	5¼"	3"

Part No.	Rotation	Shaft	"D"	"L"
028957-45	CW	1/2"	6-5/16"	2-15/16"
028957-46	CCW	1/2"	6-5/16"	2-15/16"
028957-47	CW	1/2"	6-5/16"	3-7/16"
028957-48	CCW	1/2"	6-5/16"	3-7/16"
028957-49	CW	1/2"	6-5/16"	3-13/16"
028957-50	CCW	1/2"	6-5/16"	3-13/16"
028957-51	CW	1/2"	6-5/16"	4½"
028957-52	CCW	1/2"	6-5/16"	4½"
020491-15	CW	1/2"	7-7/16"	2½"
020491-42	CCW	1/2"	7-7/16"	2½"
020491-24	CW	1/2"	7-7/16"	3"
020491-25	CCW	1/2"	7-7/16"	3"
020491-37	CW	1/2"	7-7/16"	3½"
020491-20	CCW	1/2"	7-7/16"	3½"
020487-05	CW	1/2"	8½"	4"
020487-06	CCW	1/2"	8½"	4"
020487-38	CW	1/2"	8½"	4½"
020487-39	CCW	1/2"	8½"	4½"
020553-01	CW	1/2"	9-1/16"	4"
020553-03	CCW	1/2"	9-1/16"	4"
020553-02	CW	1/2"	9-1/16"	4½"
020553-04	CCW	1/2"	9-1/16"	4½"

HVAC

# BLOWER PARTS

## CARTRIDGE TYPE BEARINGS



<u>Part No. (1 pr.)</u>	<u>Shaft Dia.</u>	<u>O.D.</u>
38-2091-01	3/4"	1-13/16
38-2272-01	3/4"	1-13/16
38-2090-01	1"	1-13/16

## PILLOW BLOCK BEARINGS



<u>Part No. (1 pr.)</u>	<u>Shaft Dia.</u>
38-2204-01	5/8"
38-2086-01	3/4"
38-2087-01	1"
38-2093-01	1" heavy duty

## LAU OIL TYPE BEARINGS



<u>Part No. (1 pr.)</u>	<u>Shaft Dia.</u>	<u>O.D.</u>
38-2404-01	5/8"	1-13/16
38-2442-01	3/4"	1-13/16
38-2442-02	1"	2½"

## LAU OIL TYPE BEARINGS



<u>Part No. (1 pr.)</u>	<u>Shaft Dia.</u>	<u>O.D.</u>
38-2450-01	3/4"	1-27/32
38-2449-01	1"	1-27/32
38-2094-01	1" heavy duty	2½"

## THRUST SPACER KIT



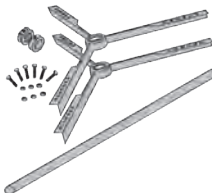
<u>Part No. (1 Kit)</u>	<u>Shaft Dia.</u>
38-2491-01	5/8"
38-2491-02	3/4"
38-2491-03	1"
38-2523-01	Motor Adj.

## SEALED TYPE BEARINGS



<u>Part No. (1 pr.)</u>	<u>Shaft Dia.</u>	<u>O.D.</u>
38-2443-01	5/8"	1-13/16
38-2443-02	3/4"	1-13/16
38-2443-03	1"	2½"

## BEARING BRACKET KIT



<u>Part No. (1 Kit)</u>	<u>Shaft Dia.</u>
029175-01	3/4"
029176-01	1"
38-2699-01	One bracket only

## THRUST COLLAR KIT



<u>Part No. (1 Kit)</u>	<u>Shaft Dia.</u>
38-2431-01	5/8"
38-2206-01	3/4"
38-2207-01	1"

## SHAFTS



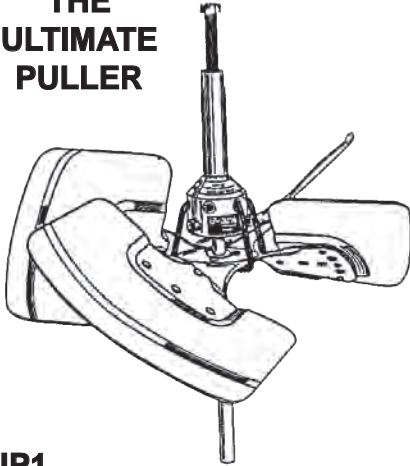
<u>Part No.</u>	<u>Dia.</u>	<u>Length</u>
38-2205-01	5/8"	20"
38-2096-01	3/4"	20"
38-2095-01	1"	25"
38-2492-01	1"	35"



# BLOWER ACCESSORIES

## BLADE SAVERS

THE  
ULTIMATE  
PULLER



UP1

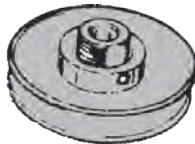


TF12 (A258)

The TF12 will remove the toughest fan blades.

### MOTOR PULLEYS

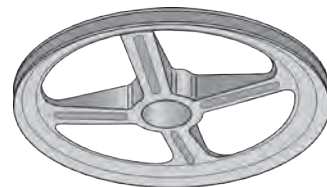
Variable pitch allows up to 30% speed variation with adjustment.



Part No.	Reference	Shaft Size	Diameter
PVP3412	270-069-01	1/2"	3 1/4"
PVP3458	270-072-01	5/8"	3 1/4"
PVP4012	-	1/2"	3 1/4"
PVP4412	270-089-17	1/2"	4"
PVP4458	270-089-12	5/8"	4"
PVP5058	-	5/8"	4 3/4"

### BLOWER PULLEYS

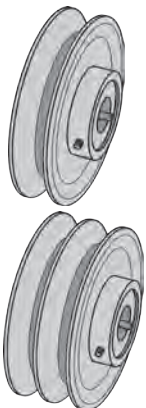
TRUE RUNNING STEEL PULLEYS  
FOR  
QUIET OPERATION.



Part No.	Shaft Size	Dia.
G078052217	5/8"	5"
G078052218	3/4"	5"
G078052265	5/8"	6"
G078052269	1"	6"
G078052483	5/8"	7"
G078052486	1"	7"
G078052533	5/8"	8"
G078052534	3/4"	8"
G078052536	1"	8"
G078052573	5/8"	9"
G078052574	3/4"	9"
G078052613	5/8"	10"
G078052706	1"	12"

### VARIABLE SHEAVES

Fits 3L, 4L, 5L, A or B Belts



Part No.	Pitch Dia	Bore
<b>SINGLE SHEAVE</b>		
1VP34-78	3 1/8"	7/8"
1VP40-78	3 3/4"	7/8"
1VP44-118	4 7/8"	1 1/8"
1VP50-34	4 3/4"	3/4"
1VP50-78	4 3/4"	7/8"
1VP56-118	5 1/4"	1 1/8"
<b>DOUBLE SHEAVE</b>		
2VP50-78	4 3/4"	7/8"
2VP60-118	6"	1 1/8"

# INDUSTRIAL V BELTS

"SET FREE" AUTO MATCH SYSTEM

## ARMSTRONG HIGH QUALITY V-BELTS

• OIL RESISTANT

• HEAT RESISTANT

CROSS  
SECTION



### "3/8" SERIES ARMSTRONG V-BELTS

Part No.	Part No.	Part No.	Part No.	Part No.
3L150	3L250	3L350	3L450	3L550
3L160	3L260	3L360	3L460	3L560
3L170	3L270	3L370	3L470	3L570
3L180	3L280	3L380	3L480	3L580
3L190	3L290	3L390	3L490	3L590
3L200	3L300	3L400	3L500	3L600
3L210	3L310	3L410	3L510	3L610
3L220	3L320	3L420	3L520	3L740
3L230	3L330	3L430	3L530	
3L240	3L340	3L440	3L540	

### "1/2" SERIES ARMSTRONG V-BELTS

"A" BELT 1/2" TOP X 5/16" THICK X 40° ANGLE

Part No.	Part No.	Part No.	Part No.	Part No.
4L170	4L330	4L490	4L650	4L810
4L180	4L340	4L500	4L660	4L820
4L190	4L350	4L510	4L670	4L830
4L200	4L360	4L520	4L680	4L840
4L210	4L370	4L530	4L690	4L860
4L220	4L380	4L540	4L700	4L880
4L230	4L390	4L550	4L710	4L900
4L240	4L400	4L560	4L720	4L920
4L250	4L410	4L570	4L730	4L940
4L260	4L420	4L580	4L740	4L950
4L270	4L430	4L590	4L750	4L960
4L280	4L440	4L600	4L760	4L980
4L290	4L450	4L610	4L770	
4L300	4L460	4L620	4L780	
4L310	4L470	4L630	4L790	
4L320	4L480	4L640	4L800	

### "5/8" SERIES ARMSTRONG V-BELTS

"B" BELT 21/32" TOP X 13/32" THICK X 40° ANGLE

Part No.	Part No.	Part No.	Part No.	Part No.
5L230	5L390	5L550	5L710	5L870
5L240	5L400	5L560	5L720	5L880
5L250	5L410	5L570	5L730	5L890
5L260	5L420	5L580	5L740	5L900
5L270	5L430	5L590	5L750	5L910
5L280	5L440	5L600	5L760	5L920
5L290	5L450	5L610	5L770	5L930
5L300	5L460	5L620	5L780	5L940
5L310	5L470	5L630	5L790	5L950
5L320	5L480	5L640	5L800	5L960
5L330	5L490	5L650	5L810	5L970
5L340	5L500	5L660	5L820	5L980
5L350	5L510	5L670	5L830	5L990
5L360	5L520	5L680	5L840	5L1000
5L370	5L530	5L690	5L850	
5L380	5L540	5L700	5L860	

### ACCULINK® ADJUSTABLE V-BELT

For temporary replacement or permanent substitution for conventional rubber V-belts. Same running HP rating as conventional rubber V-belts.

**A-LINK-6 A-type belt 72"**




# SUBMERSIBLE & SUMP PUMPS

## OUR MOST POPULAR 115 VOLT LITTLE GIANT SUBMERSIBLE PUMPS



### COMPACT PUMP



<u>Part No.</u>	<u>Cat. No.</u>	<u>Description</u>
P-AAA	523003	Corrosion Resistant 70GPH

### Innovative Design Makes Other Basement Sump Pumps Obsolete!

Exclusive design provides ultimate protection against flooded basements caused by sump pump failure. IntelliSwitch™ has no moving parts to hang up or get clogged, virtually eliminating the possibility of failure.

- Upper and lower ball bearing motor
- Water cooled motor
- Low amp draw 4.5 amp @ 115Volts
- 40 GPM at 10 feet of TDH
- 475 Watts
- 13.80 lbs. weight
- Pump run light, high water alarm light & horn included.
- Dual shaft seals
- Non-corrosive construction
- Powerful 1/3 HP PSC Motor
- 1½" discharge size
- 10' Cord
- Certified UL/CSA



<u>Part No.</u>	<u>Cat. No.</u>	<u>Description</u>
TSW-SP	507700	Sump Pump

### UTILITY PUMP

REMOVES WATER TO WITHIN 1/8" OF THE SURFACE

<u>Part No.</u>	<u>Cat. No.</u>	<u>Description</u>
5-MSP	505000	SUMP-TYPE PICK UP 1" DIS
RS-5	599008	AUTOMATIC AUX. SWITCH



### TALL JOHN® VERTICAL SUMP/EFFLUENT PUMP

<u>Part No.</u>	<u>Cat. No.</u>	<u>Description</u>
VS-P2800	547151	1/3 hp Pedestal Sump Pump with 1/4" Solids Handling Capability



### AUTOMATIC SUMP PUMP- COMPLETE WATER REMOVAL SYSTEM

<u>Part No.</u>	<u>Cat. No.</u>	<u>Description</u>
6CIA	506158	SUMP PUMP W/SW
6-CIA-RFS	506171	SUMP PUMP W/FLOAT SW.
WRS-6	506055	SUMP SYSTEM W/TANK



MANY MODELS IN STOCK CALL TODAY FOR YOUR LITTLE GIANT PUMP APPLICATIONS.

# RESIDEO CIRCULATOR PUMPS

## Universal 3 Speed Circulating Pumps

The PC3F In-Line Wet Rotor Circulator Pump from Resideo with universal flange is designed for applications in closed-loop hydronic heating and cooling systems, as well as in solar systems. The pump is non-submersible and usable in dry, frost-free, well-ventilated installations.



Part No.	Height	Flow Rate	Max. Head	Price
PC3F1558IUF00	6.5"	15 GPM	19.4'	\$0
PC3F2699IUF00	6.5"	34 GPM	31'	\$0
PC3F4344IUF00	8.5"	59 GPM	17'	\$0

Replaces both regular and rotated flange models.  
Use this cross-reference tool to meet installation needs.

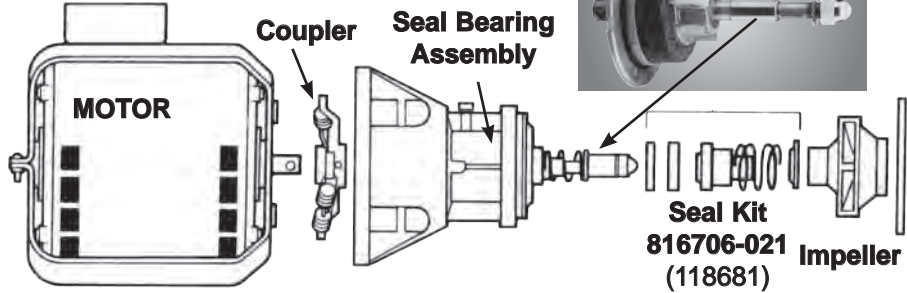
Speed	GRUNDFOS		TACO		BELL & ARMSTRONG	WILO	
	Single Speed	3-Speed	Single Speed	3-Speed	GOSSETT	Single Speed	3-Speed
<b>RESIDEO Model PC3F1558IUF00 Pump Length 6.5"</b>							
High	UP-42F UP-42F-FC	UPS15-58 High UPS15-58-FC High	005F 007F 008F 008F-IFC	00R High 00R Med	NRF-22 LR-20WR	Astro 30 Astro 30-3 Astro 50-3 Astro 230C1	Star 16 Star S16 High
Medium	UP15-42FC	UPS15-58 Low UPS15-58-FC Low	005F-IFC 006F 006F-IFC 007F-IFC	00R Low	NRF9F/LW NRF-25 Med		Star S16 Med
Low	UP15-18F UP15-18F-FC						Star 5 S16 Low
<b>RESIDEO Model PC3F2699IUF00 Pump Length 6.5"</b>							
High	UP26-96F UP26-96F-FC UP26-116F UP26-116FFC	UPS26-99 High UPS26-99-FC High	0011F 0011F-IFC 0013F 0013F-IFC		NRF-36 Med NRF-45 Med H-41	E7 Astro 50 Astro 50-3	Star 30FS21 High Star32 F
Medium	UP26-64F UP26-99FC	UPS26-99 Low UPS26-99FC Low	0014F 0014F-IFC				Star 17 FX S21 Med
Low					NRF-33		Star S21 Low
<b>RESIDEO Model PC3F4344IUF00 Pump Length 8.5"</b>							
High	UP43-44F UP43-44F-FC	UPS43-44 High UPS43-44-FC High			HV H-32	E-16	
Medium		UPS43-44 Med UPS43-44-FC Med	0010F 0012F-IFC	0010 Med	NRF-33	H32	
Low		UPS43-44 Low UPS43-44-FC Low	0010F-IFC	0010 Low			



# CIRCULATOR PUMP PARTS

The Armstrong Universal Seal Bearing Assembly contains an interchangeable module that includes a pump shaft, sleeve bearing, copper sleeve and donut wicking system (see photo). With as few as five types of seal bearing assemblies on hand, more than 100 different Armstrong and B&G pump models can be converted to this module program during routine maintenance. Once the conversion is made, future maintenance will normally require replacement of the module only. Since all of the Armstrong seal bearing assemblies listed in the chart below accept the same module, extensive and costly parts inventories are not required.

## Interchangeable Pump Shaft Bearing Module 816999-041



Model		Motor		Coupler		Seal Bearing Assm.	
B&G	Armstrong	B&G	Armstrong	B&G	Armstrong	B&G	Armstrong
75 to 150	S-25	111034	805316-010			118844	810119-001
2 & HV	H-32 & S-35	111031, 36	817025-001	189110 118705	806026-001	189034	189100, 810119-003
1 PR	H-41	111031, 36	817025-001			189105,	02, 03
2-1/2 & LD3	S-45	111040	817025-007	118723	806168-001	189106,	816027-002
HD3	S-46	111042	817025-013			118447	
PD-35	S-55	111044 1-P	811757-001	1/2 x 5/8			
PD-35	S-55	111046 3-P	831011-083	118709	806137-001		
PD-37	S-57	111047 1-P	811757-002	118708	806140-001		
PD-37	S-57	111049 3-P	831012-083	1/2 x 3/4			
60-1 & 60-11	H-51	111040	816141-001			186863,	816032-000
60-2	H-52	169038	816141-002	118473	807436-001	186864	
60-3 & 60-13	H-53	111044 1-P	811757-001				
60-3 & 60-13	H-53	111046 3-P	831012-083	118709			
60-4 & 60-14	H-54	111047 1-P	811757-002	1/2 x 5/8	806137-001		
60-4 & 60-14	H-54	111049 3-P	831012-083				

Model		Impeller Bronze		Impeller Steel		Impeller Noryl	
B&G	Armstrong	B&G	Armstrong	B&G	Armstrong	B&G	Armstrong
75 to 150	S-25	118431	812961-041	118840	812961-011	189132	812961-111
2 & HV	H-32 & S-35	118436	816322-041	118668	816322-011	N/A	816322-111
2-1/2 & LD3	S-45	118440	816305-058	118676	816305-028	N/A	816305-328
HD3	S-46	118439	816305-055	118675	816305-025	N/A	816305-328
1 PR	H-41	118612	816301-055	118830	816301-025	N/A	816301-325
D-35	S-55	118627	816304-051	118630	816304-021	N/A	816304-321
PD-37	S-57	118626	816304-047	-		N/A	816304-317
60-1 & 60-11	H-51	186359	816302-049	186441	816302-019	N/A	816302-319
60-2	H-52	186359	816302-047	186441	816302-017	N/A	816302-317
60-3 & 60-13	H-53	186368	816303-047	P61010	816303-017	N/A	816303-317
60-4 & 60-14	H-54	118626	816304-047	118629	816304-017	N/A	816304-317

# CONDENSATE REMOVAL

## GOLIATH STRUCTURAL SUPPORT FOR FURNACE OR AIR HANDLER

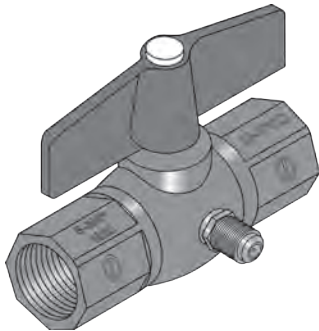


Designed specifically for the unique needs of a furnace installation. With 7" of clearance, the Goliath Furnace pan allows ample room for piping that needs to run below the furnace unit. Pans meet or exceed all international product building codes and are UL approved. DexElar® material is UL-94 5VA and ASTM E-84-05 compliant.



Part No.	W	L	Installation
AGG28X57	28"	57"	Horizontal
AGG28X69	28"	69"	Horizontal
AGGF34X64	34"	64"	Horizontal
AGGF34X79	34"	79"	Horizontal
AGGF30X36	30"	36"	Vertical
AG-4200	1 Required Each Pan		Float Switch & (16) Vibration Isolators

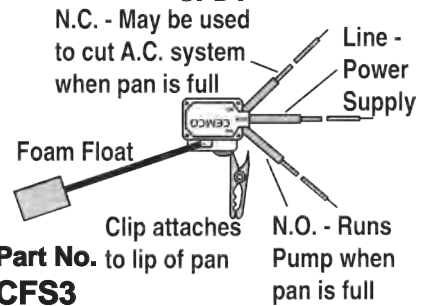
### Jones Valve Condensate Drain Blow Out Valve



- Durable, Schedule 40 PVC material
- Condensate line size: 3/4"
- Hose connection size: 1/4" male flare (with Schrader)

**JV1**

### CONDENSATE FLOAT SWITCH-SPDT



**Part No. CFS3**

### HEATED CONDENSATE PANS

FOR AIR CONDITIONERS, VENDING MACHINES, COMMERCIAL REFRIGERATORS

- CAST ALUMINUM • COMES COMPLETE WITH 4 MOUNTING LEGS • LONG LIFE HEATING ELEMENT



Part No.	Evaporation				Size		Body Type
	Voltage	Rate	Capacity	Watts			
30-OS	120	8 oz/hr	38 oz.	160	10 x 4 x 2½"	Cast Alum	
31	120	6 oz/hr	50 oz.	160	10 x 4½ x 3¾"	Cast Alum	
75	120	14 oz/hr	75 oz.	320	10 x 9 x 2¾"	Cast Alum	
70	120	6 oz/hr	50 oz.	300	12¼ x 4¾ x 3"	Cast Alum	

### COMMERCIAL REFRIGERATION CONDENSATE STAINLESS EVAPORATOR PANS

For applications where no drain pan is available. Includes Hi-limit safety & float switch

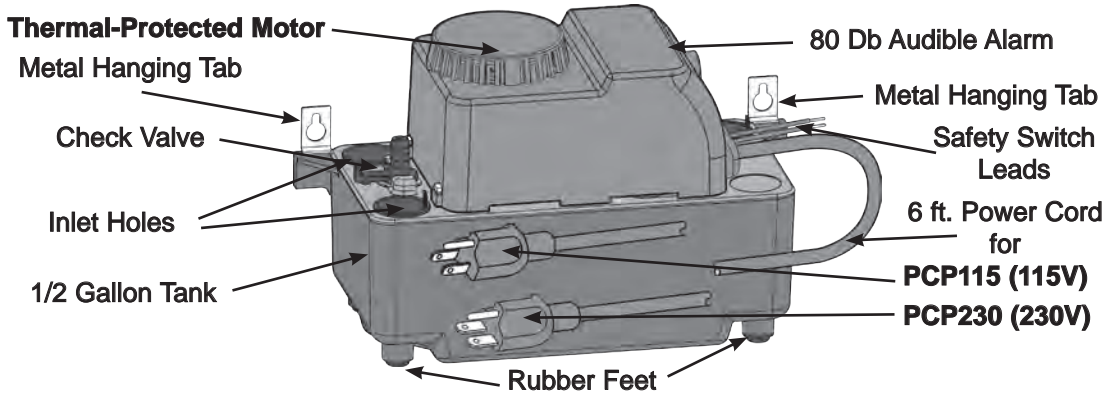


Part No.	@120 V				Dissipation	
	Capacity	Watts	Amps	L x W x H	Rate/Day	
CP801	1¾ qt.	400	3.3	10" x 7" x 2½"	3	
CP802	2½ qt.	800	6.6	13" x 7" x 2½"	6	
CP804	4½ qt.	1000	8.34	13" x 7" x 4"	10	
CP804HD	7½ qt.	1000	8.34	13" x 7" x 4"	6	

# CONDENSATE PUMP

## CONDENSATE PUMP WITH AUDIBLE ALARM MAXIMUM WORK LIFT 20 GPH TO 20 FT.

Top Snaps Off for Tank Inspection

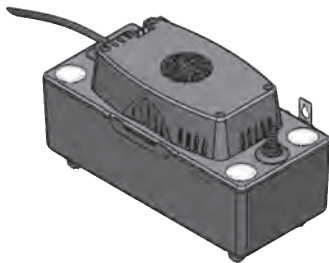


Part No.	Volts	Amps	HP @20'
<b>PCP115</b>	115	1.5	1/10
<b>PCP230</b>	230	0.8	1/10

Parts  
Connect®

### Flow rate capacity (GPH):

	1 ft	5 ft	10 ft	15 ft	20 ft	22 ft	24 ft
PCP115	99	87	69	48	20	10	0
PCP230	96	83	64	42	12	2	0



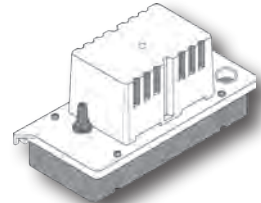
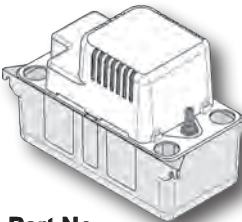
### CP-22 CONDENSATE PUMP

Designed for use with condensate from condensing boilers and high efficiency condensing furnaces.

- 22 ft. of lift
- Pan pill dispenser
- Vibration dampening feet and motor mounts
- Easy to understand indicator display
- Float switch
- Check Valve
- 1/4" quick connect terminals
- Built in overflow switch
- 120V

### LITTLE GIANT CONDENSATE PUMPS

Vertical type pumping unit, with high impact polystyrene tank, ABS motor and tank covers, volute and impeller. Thermally protected. Stainless steel shaft. Snap action switch, 6' cord with 115 volt plug. Includes check valve with 3/8" O.D. discharge.



Part No.	Max Head	Gal. per Hour					Aux. Safety Switch	Amps	Volts	H	L	W
		1'	5'	10'	15'							
<b>554405 (VCMA-15ULS)</b>	15	65	50	30	-	YES	1.0	115	7	9¼	4½	
<b>554425 (VCMA-20ULS)</b>	20	80	70	45	25	YES	1.5	115	7	9¼	4½	
<b>554200 (VCC-20ULS)</b>	20	80	70	45	25	YES	1.5	115	5½	12	5	

# CONDENSATE PRODUCTS

Parts  
Connect®

## FLOOD DETECTOR WITH AUDIBLE ALARM



A solid state device designed to detect the presence of condensate water overflow. Upon sensing moisture, the audible alarm will sound, and will turn the system off to help prevent damage to carpets, walls, woodwork, ceilings and other property. The area to be monitored can be enlarged by connecting one or more FD1 Flood Detectors in series.

**FD1**

## PRIMARY PAN SENSOR with TIME DELAY

Primary pan sensor is mounted directly in the auxiliary drain port of the primary drain pan. The bonus secondary sensor can be installed either vertically or horizontally & features a water detection LED. For a vertical application, the bonus secondary sensor can be mounted on the side of the unit. For a horizontal application, the bonus secondary sensor can be installed directly in the metal or plastic secondary drain pan, which allows both sensors to continuously monitor any condensate overflow in both the primary and secondary drain pans – two sensors in one. If any condensate overflow is detected in either drain pan, the sensor(s) will automatically shut off the system and activate an optional alarm.



**AG3150E**

## INLINE WATER SENSOR FOR PRIMARY DRAIN LINE AND SECONDARY DRAIN PAN




Electronic water sensor designed for use on the primary drain line and is integrated with an access port for clearing and removing clog causing debris. The water sensor has no moving parts and the unique design of the insulated housing allows

the application of chemicals to clean the drain without any worry of retrograde backflow into the HVAC unit.

**AG2550E**

## SAFE-T-SWITCH ELECTRONIC PROBE SENSOR

Low power consuming, state-of-the-art microelectronics. Can be installed horizontally or vertically, inline or on the primary pan's auxiliary drain outlet by using the included 3/4" adapter, bushing and cap. An additional sensor can be installed in the auxiliary drain pan. No moving parts.




**SS103E**

## SAFE-T-SWITCH CONDENSATE OVERFLOW SWITCH

Inline, low voltage condensate overflow shutoff switch. Installs vertically or horizontally in primary drain or can be plugged on auxiliary pans.

Smaller, L-Shaped switch installs on auxiliary pan outlets and requires no plug. Installs easily in tight spaces and catches clogs in primary pan outlet nipples.



Pre-wired with 4-foot 18 AWG wires.

**SS1**

**SS2**

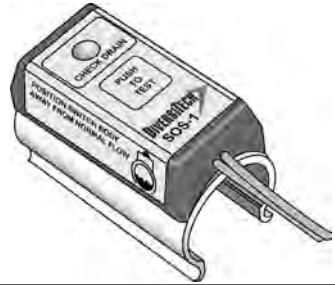




# CONDENSATE PRODUCTS

## SAFETY OVERFLOW SWITCH (SOS™)

Designed for use on 3/4" PVC condensate drain line. Snaps easily over existing drain line tubing and can be glued in place using PVC cement if desired. Works by electronically sensing water near the inside wall of the PVC drain tubing. By locating the SOS with its body away from the normal flow it can be used to detect a possible overflow condition when the PVC drain line becomes full with water. **SOS-1 Safety Overflow Switch**



## CONDENSATE COP™

Unique clamp on float switch intended for HVAC drain pan installation. Features a large over clamping area that fits easily over the edge of all types of drain pans. A separate float/probe assembly swivels to accommodate drain pans having sloped sides. The probe features an inlet grill which prevents the float from being blocked or damaged by insulation or other debris. Sealed inside the probe is a magnetically actuated normally closed switch. The switch opens when rising water presents a potential flooding condition. **CC-1 Drain Pan Switch**



## DRAIN PAN TABS



### Rapid Release Treatments

- Lowest cost per tablet
- Shortest time between dosing
- No corrosive vapors safe for computer rooms
- 3 tabs for 3 tons each month

**PT200**

### Premium Drain Pan Treatment

- EPA Registered • Fast Acting
- Kills algae - eliminates odors
- No corrosive vapors safe for computer rooms
- 1 tab for 3 tons each month

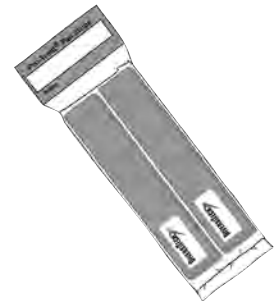
**PT151**



## PRO-TREAT® PAN STRIPS

Kill odor causing bacteria and last up to 6 months. Control foul-smelling odors caused by mildew, fungi, bacteria, algae, and slime. For use in hotels, schools, colleges, hospitals, nursing homes, airports, and many other locations.

<b>Part No.</b>	<b>Rated Equipment</b>	<b>Strips/Pack</b>
<b>PS075</b>	Up to 3/4 ton	10
<b>PS01</b>	1 to 2 ton	10
<b>PS03</b>	3 to 5 ton	6
<b>PS07</b>	7 to 12 ton	2
<b>PS20</b>	20 to 25 ton	1
<b>PS40</b>	40 to 50 ton	1



HVAC



### THE GALLO GUN

The Gallo Gun is a lightweight (3 oz.) portable tool designed to blow out condensate drain lines instantly. Simply insert the CO<sub>2</sub> cartridge into the Gallo Gun. SWOOSH, with the push of the trigger, 800 psi of oil free food grade air clears the line.


### Part No. Description

<b>GG-1</b>	Gallo Gun
<b>GGC-6</b>	6 CO <sub>2</sub> Cartridges

# GRILLES & REGISTERS


## Standard Floor Register Damper Assembly (no screw holes)

- Steel construction
- Ideal for perimeter heating and cooling applications
- Ideal for manufactured or mobile home applications
- Heavy gauge rolled fins provide smooth surface
- Multi-angle fin setting
- Foot operated dial control for opposed blade damper
- Standard Brown finish      • Optional White finish



<u>Size</u>	<u>Case</u>	<u>Brown</u> <u>Part No.</u>	<u>White</u> <u>Part No.</u>
2" x 10"	20	1510D-2X10B	1510D-2X10W
2" x 12"	20	1510D-2X12B	1510D-2X12W
2" x 14"	20	1510D-2X14B	1510D-2X14W
4" x 10"	20	1510D-4X10B	1510D-4X10W
4" x 12"	20	1510D-4X12B	1510D-4X12W
4" x 14"	20	1510D-4X14B	
6" x 14"	20	1510D-6X14B	

## SIDEWALL CEILING SUPPLY REGISTER



- Steel construction
- Sidewall or ceiling application
- 1/2" fin spacing
- Easy operating multi-louver damper
- Powder coated white finish
- Riveted Damper



<u>Size</u>	<u>Case</u>	<u>2-Way</u> <u>Part No.</u>	<u>4-Way</u> <u>Part No.</u>	<u>Case</u>
10" x 4"	30	102M-10X4W	-	
12" x 4"	30	102M-12X4W	-	
14" x 4"	30	102M-14X4W	-	
6" x 6"			104M-6X6W	20
10" x 6"	20	102M-10X6W	-	
12" x 6"	20	102M-12X6W		
14" x 6"	20	102M-14X6W	-	
8" x 8"			104M-8X8W	20
10" X 10"			104M-10X10W	10
12" X 12"			104M-12X12W	10

## ROUND CEILING DIFFUSER

<u>Size</u>	<u>Part No.</u>	<u>Cones</u>	<u>Case</u>
6"	900S-6W	4	20
8"	900S-8W	5	20
10"	900S-10W	6	10
12"	900S-12W	7	10

- Steel Construction
- White Finish




# GRILLES & REGISTERS

## RETURN AIR GRILLE

- Steel construction
- Designed for flush installation
- 1/2" fin spacing
- Fixed fins at 50° angle
- Standard White finish

MANY OTHER SIZES  
ARE AVAILABLE




Size	Part No.	Case
10" X 6"	1400-10X6W	10
10" X 10"	1400-10X10W	10
12" X 10"	1400-12X10W	10
12" X 12"	1400-12X12W	10
14" X 6"	1400-14X6W	5
14" X 8"	1400-14X8W	5
14" X 10"	1400-14X10W	5
14" X 12"	1400-14X12W	5
14" X 14"	1400-14X14W	5
16" X 8"	1400-16X8W	10
16" X 10"	1400-16X10W	10
20" X 6"	1400-20X6W	10
20" X 8"	1400-20X8W	10

Size	Part No.	Case
20" X 10"	1400-20X10W	10
20" X 12"	1400-20X12W	10
20" X 14"	1400-20X14W	5
20" X 16"	1400-20X16W	5
20" X 20"	1400-20X20W	5
24" X 6"	1400-24X6W	10
24" X 12"	1400-24X12W	10
24" X 14"	1400-24X14W	5
30" X 6"	1400-30X6W	10
30" X 10"	1400-30X10W	10
30" X 12"	1400-30X12W	5
30" X 14"	1400-30X14W	5
30" X 20"	1400-30X20W	5

## RETURN FILTER GRILLE

- Steel construction
- 1/2" fin spacing
- Standard White finish
- Designed for flush installation
- Removable face for ease of installation
- Uses standard 1" filter (not included)




Size	Part No.
20" X 14"	1410F-20X14W
20" X 16"	1410F-20X16W
20" X 20"	1410F-20X20W
24" X 24"	1410F-24X24W
25" X 14"	1410F-25X14W

Size	Part No.
25" X 16"	1410F-25X16W
25" X 20"	1410F-25X20W
30" X 20"	1410F-30X20W

## SINGLE DEFLECTION SIDEWALL SUPPLY

- Vertical vane design used for side deflection
- Individually adjustable vanes
- Damper blades are lever operated
- Steel
- Multi-louver damper blades
- Standard White finish



HVAC

Size	Part No.	Case
6" X 6"	4000SVM-6X6W	10
8" X 8"	4000SVM-8X8W	10
10" X 4"	4000SVM-10X4W	10
10" X 6"	4000SVM-10X6W	10
10" X 10"	4000SVM-10X10W	10
12" X 4"	4000SVM-12X4W	10
12" X 6"	4000SVM-12X6W	10
12" X 8"	4000SVM-12X8W	10

Size	Part No.	Case
12" X 10"	4000SVM-12X10W	10
12" X 12"	4000SVM-12X12W	10
14" X 4"	4000SVM-14X4W	10
14" X 8"	4000SVM-14X8W	10
14" X 10"	4000SVM-14X10W	10
16" X 8"	4000SVM-16X8W	10
24" X 6"	4000SVM-24X6W	5

# RAC, PORTABLES & DEHUMIDIFIERS



## ENERGY STAR RAC

<u>Model No.</u>	<u>BTU</u>	<u>EER</u>	<u>Volts</u>	<u>Height</u>	<u>W</u>
<b>Fixed Chassis • Window Width 23" - 36"</b>					
AKW08CR4	8000	11.3	115	12 <sup>5</sup> / <sub>8</sub> "	19 <sup>1</sup> / <sub>8</sub> "
AKW10CR4	10000	11.3	115	14 <sup>3</sup> / <sub>4</sub> "	19 <sup>1</sup> / <sub>16</sub> "
AKW12CR4	12000	11.3	115	14 <sup>3</sup> / <sub>4</sub> "	19 <sup>1</sup> / <sub>16</sub> "
<b>Slide Out Chassis • Window Width 26<sup>1</sup>/<sub>2</sub>" - 40<sup>1</sup>/<sub>2</sub>"</b>					
AKW15CR4	15000	10.7	115	17 <sup>7</sup> / <sub>16</sub> "	23 <sup>5</sup> / <sub>8</sub> "
AKW18CR4-2	18000	10.7	208/230	17 <sup>7</sup> / <sub>16</sub> "	23 <sup>5</sup> / <sub>8</sub> "
<b>Slide Out Chassis • Window Width 31" - 42"</b>					
AKW25CR4-2	25000	9.4	208/230	18 <sup>1</sup> / <sub>2</sub> "	26 <sup>9</sup> / <sub>16</sub> "
<b>NON ENERGY STAR RAC</b>					
AKW28CR4-2	28000	8.5	208/230	18 <sup>1</sup> / <sub>2</sub> "	26 <sup>9</sup> / <sub>16</sub> "

## THROUGH THE WALL RAC

<u>Model No.</u>	<u>BTU</u>	<u>EER</u>	<u>Volts</u>	<u>Height</u>	<u>W</u>
<b>Fixed Chassis • Golden Fin</b>					
AKTW12CR4-2	12000	9.8	208/230	14 <sup>1</sup> / <sub>2</sub> "	24 <sup>1</sup> / <sub>16</sub> "
AKTW12ER4-2	12000/ 10600	9.0	208/230	14 <sup>1</sup> / <sub>2</sub> "	24 <sup>1</sup> / <sub>16</sub> "
AKTW14CR4-2	14000	8.5	208/230	14 <sup>1</sup> / <sub>2</sub> "	24 <sup>1</sup> / <sub>16</sub> "
AKTW14ER4-2	14000/ 10600	8.5	208/230	14 <sup>1</sup> / <sub>2</sub> "	24 <sup>1</sup> / <sub>16</sub> "



### WALL SLEEVE (Required for Installation)

Wall Opening: 15<sup>3</sup>/<sub>4</sub>" Min. Height  
26<sup>1</sup>/<sub>8</sub>" Min. Width

<u>Capacity</u> <u>BTUs/Hr.</u>	<u>Area</u> <u>(Sq. Ft.)</u>
5,000	100 - 150
8,000	300 - 350
10,000	400 - 450
12,000	450 - 500
14,000	550 - 700
18,000	700 - 1000
24,000	1400 - 1500



## ENERGY STAR PORTABLE RAC

<u>Model No.</u>	<u>BTU</u>	<u>EER</u>	<u>Volts</u>
AKP08CR4	8000	8.9	115
AKP10CR4	10000	8.9	115
AKPD12CR4	12000	8.9	115
AKPD12ER4	12000/ 11000	8.9	115



## DEHUMIDIFIER

<u>Model No.</u>	<u>PINTS</u>	<u>EEV</u>	<u>Volts</u>
AKDH-30PT4	30	1.85	115
AKDH-50PT4	50	1.85	115
AKDH-70PT4	70	1.85	115



# AIR CONDITIONER FILTERS & COVERS



**PURACLEAN™**  
Filter Spray

## Improves Air Quality

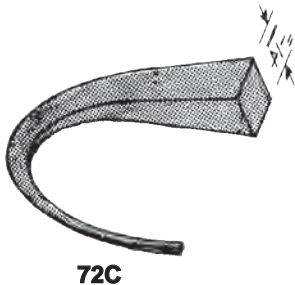
- Makes an Ordinary Filter Into an Electrostatic Filter
- Excellent for High and Medium Velocity Equipment
- Improves MERV rating up to 65%
- Ozone Safe
- Patent Pending

When sprayed on typical disposable filters, PURACLEAN™ Filter Spray demonstrates an increase of up to 300% in particle capture. In ASHRAE 52.2 testing, the MERV rating of non-electrostatic filters improved by as much as 65%. PURACLEAN'S technology obtains these dramatic results by converting non-electrostatic surfaces into electrostatic surfaces. A more efficient filter also means the evaporator coil will stay cleaner, which translates into improved energy efficiency, and improved cooling capacity.

**QT2700**

### AIR SEALER STRIPS

- Made of gray polyurethane
- Will not harden or crack
- Made to seal around the air conditioner



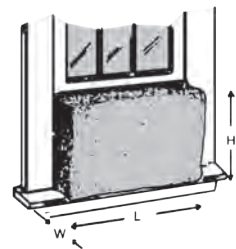
### ALL FILTERS SIZES ARE 15" X 24" X 1/4"

Part No.	Description
<b>KK500R</b>	Bagged Foam
<b>FF1524B</b>	Bulk Foam
<b>KK1000</b>	Bagged Foam Plastic Frame
<b>RYM1524A</b>	Bagged Aluminum Foil



### INDOOR/OUTDOOR AIR CONDITIONER COVERS STOPS COLD, DRAFTS AND DIRT

- Unique design with Dual Fasteners Hold tight under severe conditions
- Saves Energy - Stops Drafts
- Heavy duty Vinyl
- Fleece Interior
- Protects Air Conditioner
- Fits most units.



Part No.	Description	Size
<b>A</b>	Indoor/Outdoor	16"x 26"x 4" deep
<b>AA</b>	Indoor/Outdoor	15"x 22"x 3" deep
<b>B</b>	(B+4) Indoor/Outdoor	17"x 27"x 4" deep
<b>B+8</b>	Indoor/Outdoor	17"x 27"x 8" deep
<b>C</b>	Outdoor	28"w x 18"h x 18" deep
<b>D</b>	Outdoor	21"w x 14"h x 14" deep
<b>E</b>	Outdoor	24"w x 15"h x 15" deep
<b>FF</b>	Outdoor	15"w x 21"h x 15" deep

**INDOOR/OUTDOOR  
AIR CONDITIONER COVER**  
*Quality Thru-The Wall/  
Window  
Air Conditioner Covers*

# AIR CONDITIONING

## COIL "A" COIL UPFLOW

- Antimicrobial Additive Resists Mold and Mildew Growth
- High Temperature Polymer UV Resistant Pan
- External Mounted Florator Metering Device
- Foil Faced Insulation • Rifled Tubing
- Left & Right Hand Service Available
- The Fitting Access Direction is Indicated with L or R at end of the Part Number
- Enhanced Fin Design • Five (5) Year Warranty



Advanced Distributor Products®

**R410A READY • R454B, R32 AND R22 COMPATIBLE WITH METERING DEVICE CHANGE OUT COPPER 13 SEER UNCASED**

BTU	Left Model	Right Model	W	D	H
24,000	13U24-4L	13U24-4R	13"	19½"	11"
30,000	13U30-4L	13U30-4R	13"	19½"	13"
36,000	13U36-4L	13U36-4R	14"	19½"	15"
42,000	13U42-4L	13U42-4R	15½"	19½"	19"
48,000	13U48-4L	13U48-4R	17"	19½"	21"
60,000	13U60-4L	13U60-4R	20"	19½"	25"



## ALUMINUM 13 SEER UNCASED

BTU	Left Model	Right Model	W	D	H
24,000	A13U24-4L	A13U24-4R	13"	19½"	11"
30,000	A13U30-4L	A13U30-4R	13"	19½"	13"
36,000	A13U36-4L	A13U36-4R	14"	19½"	15"
42,000	A13U42-4L	A13U42-4R	15½"	19½"	19"
48,000	A13U48-4L	A13U48-4R	17"	19½"	21"
60,000	A13U60-4L	A13U60-4R	20"	19½"	25"

## COPPER 13 SEER CASED

BTU	Left Model	Right Model	W	D	H
24,000	13C24A-4L	13C24A-4R	14½"	20½"	16½"
30,000	13C30B-4L	13C30B-4R	17½"	20½"	16½"
36,000	13C36B-4L	13C36B-4R	17½"	20½"	16½"
42,000	13C42C-4L	13C42C-4R	21"	20½"	20½"
48,000	13C48C-4L	13C48C-4R	21"	20½"	22½"
60,000	13C60D-4L	13C60D-4R	24½"	20½"	25½"



## ALUMINUM 13 SEER CASED

BTU	Left Model	Right Model	W	D	H
24,000	A13C24A-4L	A13C24A-4R	14½"	20½"	16½"
30,000	A13C30B-4L	A13C30B-4R	17½"	20½"	16½"
36,000	A13C36B-4L	A13C36B-4R	17½"	20½"	16½"
42,000	A13C42C-4L	A13C42C-4R	21"	20½"	20½"
48,000	A13C48C-4L	A13C48C-4R	21"	20½"	22½"
60,000	A13C60D-4L	A13C60D-4R	24½"	20½"	25½"

# AIR CONDITIONING

## 14 SEER CASED COPPER "A" COIL UPFLOW



**R410A READY • R454B, R32  
AND R22 COMPATIBLE WITH  
METERING DEVICE CHANGE OUT**

- Antimicrobial Additive Resists Mold and Mildew Growth
- High Temperature Polymer UV Resistant Pan
- External Mounted Florator Metering Device
- Foil Faced Insulation • Rifled Tubing
- Left & Right Hand Service Available
- Enhanced Fin Design • Five (5) Year Warranty

BTU	Left No.	Right No.	W	D	H
24,000	14C24A-4L	14C24A-4R	14½"	20½"	16½"
36,000	14C36A-4L	14C36A-4R	14½"	20½"	20½"
36,000	14C36B-4L	14C36B-4R	17½"	20½"	20½"
48,000	14C48B-4L	14C48B-4R	17½"	20½"	25½"
48,000	14C48C-4L	14C48C-4R	21"	20½"	25½"
60,000	14C60C-4L	14C60C-4R	21"	20½"	27½"
60,000	14C60D-4L	14C60D-4R	24½"	20½"	27½"



## 13 SEER COPPER HORIZONTAL COILS

- Side refrigerant service, bi-flow airflow, dual drains on either side with R-410A Piston and threaded TXV access port • R454B, R32 and R22 compatible with metering device change out
- Rifled copper tubing. • Short cabinet with easy access. • Lanced fin design.
  - Dual 3/4" FPT condensate drains on front and back of coil allows flexibility of placement to accommodate left or right airflow furnaces.
  - Refrigerant connections are 3/8" ODF liquid and 7/8" ODF suction.
  - Non-captive panels allow access to inside of cabinet without the need to cut refrigerant lines.
  - Side panel with only six screws for fast and easy coil access



BTU	Model No.	W	D	H	Piston
24,000	13H24S14	14¼"	21½"	21½"	53
36,000	13H36S14	14¼"	21½"	26½"	67
36,000	13H36S17	17½"	21½"	26½"	67
48,000	13H48S17	17½"	21½"	26½"	76
48,000	13H48S21	21"	21½"	26½"	76
60,000	13H60S21	21"	21½"	26½"	93
60,000	13H60S24	24½"	21½"	26½"	93


## EVAPORATOR COILS FOR MANUFACTURED HOUSING

- Sloped drain pan for lower water retention
- 5 year warranty on "MH" series coils
- Downflow drip shields are molded into drain pan
- Down-turned headers for easy lineset adaption
- R410A orifice factory installed. R454B, R32 and R22 compatible with metering device change out

### 13 SEER STEEL

### Dimensions

Tonnage	Model No.	W	D	H
2.5 - 3	MH36	18	19½"	15
3.5 - 5	MH60	18	19½"	19



HVAC

# AIR CONDITIONING


## FUR DOWN COILS

R410A READY • R454B, R32 AND R22  
COMPATIBLE WITH METERING DEVICE

Airflow (CFM) vs.  
External Static Pressure  
(inches W.C.)

Model	Heat	CHANGE OUT			2 Speed PSC Blower	Airflow (CFM) vs. External Static Pressure (inches W.C.)				
		A	B	C		0.1	0.2	0.3	0.4	0.5
AH18FDNH	NA	37"	19.5"	10.5"	Low	610	536	468	392	316
AH18FD05	5kw				High	680	607	532	456	368
AH23FDNH	NA	37"	19.5"	10.5"	Low	846	777	702	627	546
AH23FD05	5kw				High	902	830	755	667	589
AH24FDNH	NA	43"	20.5"	10.5"	Low	833	781	725	658	580
AH24FD05	5kw				High	1039	976	903	825	728
AH30FDNH	NA	49"	20.5"	10.5"	Low	839	771	706	644	553
AH30FD08	8kw				High	1050	975	900	820	744

AH\*\*FNDH - fur down AH with no heat  
AH\*\*\*05 - 5kw heat with pull disconnect  
AH\*\*\*08 - 8kw heat with pull disconnect



## PREMIER SLAB COILS



Slab	Tonnage	Height (A) / Width (B) / Depth (C)			Price
13H24SLAB	1.5 - 3	22 <sup>3</sup> / <sub>4</sub>	23"	10"	
13H36SLAB	1.5 - 3	22 <sup>3</sup> / <sub>4</sub>	27"	10"	
13H60SLAB	1.5 - 3	22 <sup>3</sup> / <sub>4</sub>	35"	10"	

## DEDICATED DOWNFLOW Premier Evaporator Coil

- High efficiency lanced fin design
- R-22, R-410A, AC & Heat Pump compatible.
- Microban® antimicrobial additive to inhibit the growth of mold & mildew in the drain pan.
- UV resistant drain pans are molded of high temperature (450 deg. F) engineered polymer.

Model	Tons	A	B	C	CFM
DD24C14	2	14.5"	26.5"	18"	1200
DD36C17	3	17.5"	26.5"	18"	1200
DD42C17	3½	17.5"	26.5"	23.5"	1600
DD48C21	4	21"	26.5"	23.5"	1600
DD60C21	4	21"	26.5"	27.5"	2000





# AIR CONDITIONING



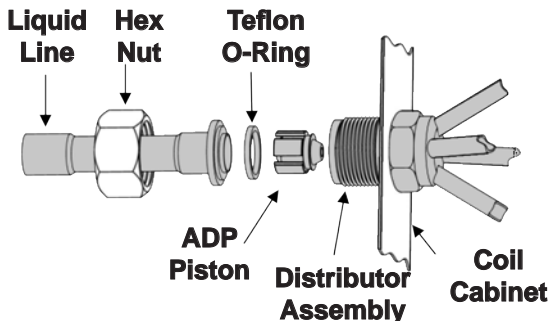
Advanced Distributor Products®

## FIELD INSTALLED METERING DEVICES

### FLORATOR PISTONS

Part No.	R-22 Piston		R-410A Piston	
	Size	BTUs	Size	BTUs
HC041	41	12K	41	12K
HC053	53	18K	53	24K
HC059	59	24K	59	30K
HC067	67	30K	67	36K
HC073	73	36K	73	42K
HC076	-	-	76	48K
HC080	80	42K	-	-
HC084	84	48K	-	-
HC093	93	60K	93	60K
HC049	-	-	49	18K

### Piston Assembly



Part No.	Description
17679500	Liquid Line Stub
76706100	Teflon O-Ring Seal

### Thermal Expansion Valves TXV A/C Non-Bleed



Part No.	Description	Refrigerant	Models
65616201	HP-A/C TXV	R-22	18 - 36
65616202	HP-A/C TXV	R-22	42 - 60
65616601	HP-A/C TXV	R-410A	18 - 36
65616602	HP-A/C TXV	R-410A	42 - 60
99167501	A/C TXV	R-22	18 - 36
99167502	A/C TXV	R-22	42 - 60
65026401	A/C TXV	R-410A	18 - 36
65026400	A/C TXV	R-410A	42 - 60



Advanced Distributor Products®

### HealthySolutions® Antimicrobial - Drain Pans

Microban®, a recognized consumer brand antimicrobial additive, inhibits the growth of mold and mildew on the drain pan.

Green & red drain pan plugs to identify primary vs. secondary




Part No.	Width	Used On
<b>Vertical &amp; Multi-Position A-Coils</b>		
76793700	17"	2 & 3 Row Coils
76793800	20"	2 & 3 Row Coils
76700933	18"	Mobile Home E Slabs
76700934	19 <sup>5</sup> / <sub>8</sub> "	Mobile Home W Slabs
<b>Dedicated Horizontal Coils</b>		
76769300	21 <sup>1</sup> / <sub>2</sub> "	HD Series A-Coils
76769400	26 <sup>1</sup> / <sub>2</sub> "	HD Series A-Coils
76700431	31 <sup>1</sup> / <sub>2</sub> "	HD Series A-Coils


HVAC

# HVAC EQUIPMENT

## CENTRAL AIR CONDITIONER CONDENSING UNIT



- 13 SEER
- Reliable Name Brand Compressor
- Enclosed, Permanently-Lubricated Motor
- Galvanized Steel Cabinet Construction
- Full metal Jacket for Coil Protection
- Elevated Base Plan
- Enhanced Heat Transfer
- Easy-Access Service Panel



<u>Model Number</u>	<u>Capacity</u>		<u>Dimensions</u>			<u>Shipping Weight</u>
	<u>Tons</u>	<u>BTU</u>	<u>W</u>	<u>D</u>	<u>H</u>	
<b>AC18D1VAR</b>	1.5	18,000	23 <sup>3</sup> / <sub>8</sub> "	23 <sup>3</sup> / <sub>8</sub> "	32 <sup>3</sup> / <sub>16</sub> "	194 Lbs.
<b>AC24D1VAR</b>	2.0	24,000	30 <sup>5</sup> / <sub>8</sub> "	30 <sup>5</sup> / <sub>8</sub> "	28 <sup>1</sup> / <sub>4</sub> "	194 Lbs.
<b>AC30D1VAR</b>	2.5	28,000	30 <sup>5</sup> / <sub>8</sub> "	30 <sup>5</sup> / <sub>8</sub> "	32 <sup>3</sup> / <sub>16</sub> "	198 Lbs.
<b>AC36D1VAR</b>	3.0	36,000	30 <sup>5</sup> / <sub>8</sub> "	30 <sup>5</sup> / <sub>8</sub> "	32 <sup>3</sup> / <sub>16</sub> "	203 Lbs.
<b>AC42D1VAR</b>	3.5	40,000	30 <sup>5</sup> / <sub>8</sub> "	30 <sup>5</sup> / <sub>8</sub> "	32 <sup>1</sup> / <sub>8</sub> "	231 Lbs.
<b>AC48D1VAR</b>	4.0	46,000	30 <sup>5</sup> / <sub>8</sub> "	30 <sup>5</sup> / <sub>8</sub> "	36 <sup>1</sup> / <sub>8</sub> "	244 Lbs.
<b>AC60D1VAR</b>	5.0	56,000	30 <sup>5</sup> / <sub>8</sub> "	30 <sup>5</sup> / <sub>8</sub> "	40"	271 Lbs.

Parts only warranty: 10 years 13 SEER System Compressor: 10 years

## AIR HANDLERS

- Easy-to-access control panel
- Upflow, horizontal left and right configurations
- B Series Multi-Position & Hydronic w/Bottom Return**
- Easy to replace hot water heat kits
- Two separate front panels
- Side return option      • Magnetic filter rack door
- Upflow, horizontal left and right configurations

<u>Model No.</u>	<u>BTU</u>	<u>W</u>	<u>D</u>	<u>H</u>
<b>AH24B</b>	24,000	44"	22"	15"
<b>AH36B</b>	36,000	48"	22"	18 <sup>1</sup> / <sub>2</sub> "

- F Series Multi-Position Wall Mount w/Front Return**
- Slide-out blower      • HydroTEC™ drain pan design
- Optional 5-speed high efficiency ECM motor
- 2% or less air leakage

<u>Model No.</u>	<u>BTU</u>	<u>W</u>	<u>D</u>	<u>H</u>
<b>AH24F</b>	24,000	36"	22"	15"
<b>AH36F</b>	36,000	41"	22"	18 <sup>1</sup> / <sub>2</sub> "



## INSULATED LINE SETS



**61280350** (25') Line Set  
**61280500** (50') Line Set

- Liquid Line 3/8" O.D.
- Suction Line 3/4" O.D.
- 3/8" insulation

# AIR CONDITIONING

## ACGUKIT guard cage

### ACMS mini split guard cage

- Powder coated finish
- 1" 16-gauge steel construction • Expandable (one-size fits most)
- Architecturally pleasing ideal for residential or commercial use
- Complete cage with security bar and lockset w/hide-a-key box



### CGKIT Cover Guard for AC Line Sets

Designed as a kit, the A/C cover guard is a perfect solution to hiding line sets and wiring when installing HVAC or Ductless Mini-Splits. Components do not release under pressure. The greater the pressure exerted by the lines inside, the tougher the structure becomes, because the pressure causes the pieces to lock more tightly.

The Kit includes:

- (12') of Adjustable 4" Duct
- (2) Couplers
- (1) wall inlet
- (1) end fitting
- (1) 90 degree fitting
- (13) cam screws
- (6) clips
- MAY BE PAINTED




### STEEL AC BRACKETS

Heavy duty 1/8" thick steel AC brackets are perfect for hanging A/C condensers and heat pumps outside the home. Mount at any height to allow for easy maintenance under units. No need to wait for finished grade or landscaping prior to installation of AC unit.

- Pre-punched holes for easy installation.
- Powder coated gray finish.
- Load rating 600 lb/ pair.

Part No.	Description
MA-ACB36	36" x 16 1/4"
MA-ACB42	42" x 16 1/4"
MA-ACB48	48" x 16 1/4"




Adjustable  
Furnace Legs  
Are Finally  
Here!!!



- SIMPLE INSTALLATION! - Supplied, self-tapping sheet metal screws secure each leg
- ADJUSTABLE LEGS! - Standard wrench adjusts legs for proper leveling

**EL10**



HVAC

### MINI SPLIT CONDENSING BRACKET

Dim: 18" X 33.5" X 24" Max. Load: 450 lbs.

Material: Zinc Coated Steel

Finish: Powder Coating

Includes:

- Built-In Level for Accurate & Easy Mounting
- 4 Anchoring Bolt Screws
- 4 Anti-Vibration Rubber Pads



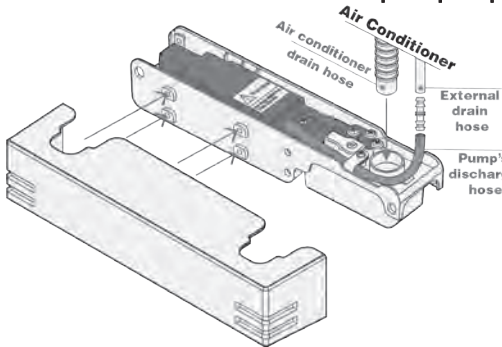
**MA-SB35**



# MINI-SPLIT

## QUIETMINI-M Undermount Pump

Designed to install under wall mounted ductless air conditioners providing condensate removal utilizing ultra-quiet pump technology and a stylish sleek design. Easy installation, hassle free maintenance and ultra-quiet pumping performance

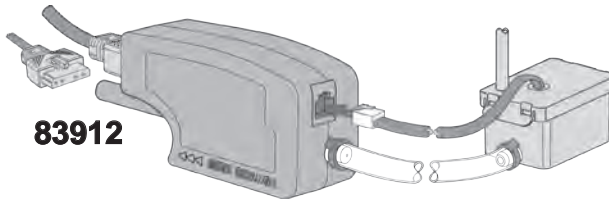


- Undermount Pump for Ductless Systems
- Ultra Quiet, (21 dBA)
- Removable Reservoir for Easy Maintenance
- Built-In Safety Overflow Switch
- Max Unit Output 54,000 BTU/h, 16 kW
- General Specifications
- Power: 100-240V / 60Hz 2.5W
- Max. discharge head: 5m/ 26ft
- Max. flow rate: 7.66 GPH (29 LPH)
- Capacity of reservoir: 140ml

## mini orange<sup>®</sup> CONDENSATE REMOVAL PUMP

Capacity 2.9 GPH @ 0" Head / 1.2 GPH @ 33' Head

Length 4.25" Width 1.5" Height 2" • Max BTUs: 49,500 • Remote Reservoir



83912

- Max Temperature: 104°F
- Max Suction Lift: 5'
- Sound Level: 19dB(A)
- Dry Contact Rating: 3A NC
- Voltage: 208–230V • Amperes: 11
- Watts: 16

## EC-400 Removes condensate from ductless mini-split air conditioners and fan coils

- For intermittent operation, max 50% duty cycle
- Use with most mini-split units up to 25,000 BTU/hr
- Pump can be placed up to 3 ft above reservoir

**Part No.**   **Voltage**   **Hz**   **Amps**   **Watts**

**553455**   115   60   0.24   19

**553458**   230   50/60   0.1   20

Little **GIANT**  
Pump Company

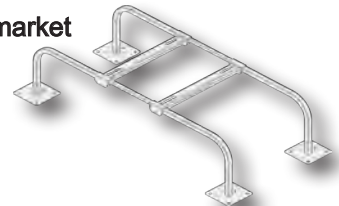


Discharge = 5/32" • Shutoff = 35' • Suction Lift = 3' • Max Flow (GPH) = 2@2' • Wt. = 1.17lb

## 12" MINI SPLIT STAND

The Mini-Split Stand provides a safe, stable platform for mounting a wide variety of HVAC/R equipment. It keeps the unit elevated above lawn mowers, weed trimmers, pets, snow and flooding. The elevated height allows for ease of installation, maintenance and service.

- 14 gauge square steel tubing   • Fits all mini split brands on the market
- 6" x 6" w/ 3/8" slotted feet   • Adjustable in height up to 1.25"
- 50 derormeter pads on each foot   • Max capacity 400 lbs
- 4 points of anti-vibration isolation washers
- Adjustable footprint from, 3/4" to 40" in 1" increments



**QSMS1201**



# MINI-SPLIT

## CU5000 ONE KEY REMOTE CONTROL

- 4000 different codes compatible with multiple air conditioning equipment brands
- No programming necessary for several recognizable air conditioning brands
- User-friendly Auto-Search Code function • Bright LCD display
- Energy-Saving Feature (Sleep Function)
- Clock Settings and 24-Hr On-Off timer
- General Lock Function to prevent undesired programming changes
- Memory Function: settings are not lost during battery change-out
- °F Display and °C Display settings



## MINI SPLIT CLEANER & NEUTRALIZER



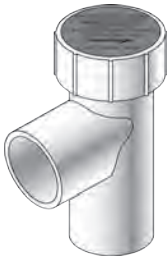
Designed specifically for cleaning the evaporator coil and split/ductless systems. Dilute as required & spray, wipe, dip item cleaned. Specially formulated an alkaline detergent with the strength to dissolve grease, oil, dirt, tar, lint, nicotine, etc. Will not attack aluminum fins when mixed properly. MINI SPLIT NEUTRALIZER is used to neutralize the alkalinity of MINI SPLIT CLEANER after cleaning and to prevent possible damage to aluminum fins from improper rinsing.



<u>Part No.</u>	<u>Description</u>
661700001	Mini Split Cleaner gallon
661800001	Mini Split Neutralizer gallon



## A/C EASY TEE

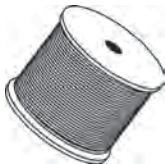


A simple, inexpensive way to comply with International Mechanical Code M32-12. It provides a Condensate Drain Service Port that is flexible and easy to use with nitrogen, water, or a shop vac. A/C Easy Tee has no valve or moving parts that could fail.



<u>Part No.</u>	<u>Description</u>
ET75	A/C Easy Tee
ST75	Service Tool Kit, 3 Fittings

## MINI-SPLIT INSTALLATION WIRE



- 14/4 Stranded THHN
- 600V • 250' Spool
- Direct Burial listed by UL
- Black PVC Jacket

**10700108**


## White Pipe Pre-Insulated Refrigerant Line



UV Resistant

<u>Part No.</u>	<u>Description</u>
WP1238-50	3/8 x 1/2 x 50'
WP1258-50	5/8 x 1/2 x 50'
Other Sizes Available	

## UltraLite® Concrete Equipment Pad



Lightweight about 2.5 lbs. ft<sup>2</sup> Concrete outer skin and EPS foam core provide flexibility and vibration dampening.

- 16" x 36" x 3" • 15.33 lb.
- Load Capacity 368 lb.

**UC1636-3**

HVAC

# COZY HEATERS

## COUNTERFLOW DIRECT-VENT & TOP-VENT

Equipped with Honeywell VR8200 series 24 volt control, wall thermostat & built-in fan assembly, blocked flue shutoff switch.

- Manual Spark Igniter.
- Multi-Port Stainless Steel Burner
- Single Speed Blower Motor, No 2 Speed
- 4" Oval Vent (Top Vent Only)
- 1/2" Gas Inlet



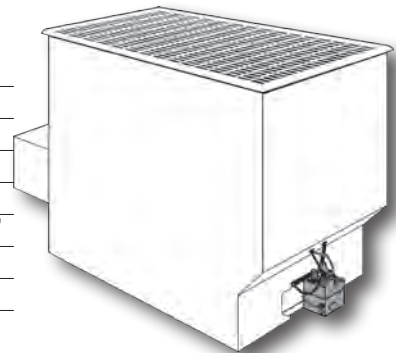
<u>Model</u>	<u>BTU</u>	<u>Dimensions</u>	<u>Weight</u>	<u>Amps</u>	<u>LP</u>	<u>Speeds</u>	<u>CFM</u>
<b>Counter Flow</b>							
<b>CF403D</b>	40,000	14 <sup>5</sup> / <sub>16</sub> " x 10 <sup>1</sup> / <sub>4</sub> " x 81 <sup>5</sup> / <sub>16</sub> "	104 lb.	2.25	49267	1	440
<b>CF553D</b>	55,000	14 <sup>5</sup> / <sub>16</sub> " x 10 <sup>1</sup> / <sub>4</sub> " x 87 <sup>5</sup> / <sub>16</sub> "	107 lb.	2.25	49297	1	440
<b>Direct-Vent Counter Flow</b>							
<b>DVCF403C</b>	40,000	14 <sup>5</sup> / <sub>16</sub> " x 11 <sup>3</sup> / <sub>4</sub> " x 78 <sup>5</sup> / <sub>16</sub> "	130 lb.	1.95	49284	1	320
<b>DVCF553C</b>	55,000	14 <sup>5</sup> / <sub>16</sub> " x 11 <sup>3</sup> / <sub>4</sub> " x 87 <sup>5</sup> / <sub>16</sub> "	144 lb.	3.05	49295	1	440

## CHALLENGER CONVENTIONAL-VENT FLOOR FURNACE

Equipped with Honeywell VS821A1061 millivolt gas valve, wall thermostat & draffhood.

- 1/2" Gas Inlet
- Floor to Vent CL 22"


<u>Model No.</u>	<b>90N30A</b>	<b>90N50A</b>	<b>90N65A</b>
<b>BTU</b>	30,000	50,000	62,000
<b>W x L</b>	14" x 32"	22" x 32"	24" x 38"
<b>Height</b>	29 <sup>1</sup> / <sub>4</sub> "	29 <sup>1</sup> / <sub>4</sub> "	29 <sup>1</sup> / <sub>8</sub> "
<b>Grille</b>	16" x 34 <sup>1</sup> / <sub>8</sub> "	24" x 34"	26" x 40"
<b>Floor Opening</b>	14 <sup>1</sup> / <sub>2</sub> " x 32 <sup>1</sup> / <sub>4</sub> "	22 <sup>1</sup> / <sub>2</sub> " x 32 <sup>1</sup> / <sub>2</sub> "	24 <sup>1</sup> / <sub>2</sub> " x 38 <sup>1</sup> / <sub>2</sub> "
<b>Vent Pipe</b>	4"	4"	5"
<b>Weight</b>	108 lb	126 lb	152 lb
<b>LP Conv.</b>	49200	49210	49220



## HI-EFFICIENT DIRECT-VENT WALL FURNACE

Equipped with Maxitrol CV200 24-Volt control valve, wall thermostat wire, staples & 9' power cord

- 3/8" Gas Inlet
- Vent Kit 5"- 32" 3<sup>1</sup>/<sub>2</sub>" Dia




<u>Model No.</u>	<b>HEDV253A</b>	<b>HEDV403A</b>
<b>BTU</b>	25,000	40,000
<b>W x L</b>	24 <sup>1</sup> / <sub>2</sub> " x 9 <sup>3</sup> / <sub>4</sub> "	34 <sup>5</sup> / <sub>8</sub> " x 9 <sup>3</sup> / <sub>4</sub> "
<b>Height</b>	32 <sup>1</sup> / <sub>4</sub> "	30 <sup>1</sup> / <sub>2</sub> "
<b>Weight</b>	100 lb	125 lb
<b>LP Conv.</b>	49615	49613
<b>Amps</b>	1.88	2.18
<b>CFM</b>	200	500
<b>AFUE</b>	80%	80.1%

# COZY HEATERS

## GRAVITY CONVENTIONAL-VENT WALL FURNACE

Equipped with Dexen 6003 (Self-Generating) Millivolt Valve and Wall Thermostat, 100% Safety Pilot, Resettable Blocked Flue Shutoff switch and low BTU Pilot.

- Millivolt Control
  - Vent Size = 4" Oval
  - Gas Inlet = 1/2"
- Finished Grill Dimensions = 16½" W x 68¾"H x 6½"D



<u>Natural</u>	<u>Propane</u>	<u>BTU</u>	<u>Weight</u>
<b>C255H</b>	<b>C256H</b>	25,000	90 lb. Single Wall
<b>C355H</b>	<b>C356H</b>	35,000	90 lb. Single Wall
<b>C505H</b>	<b>C506H</b>	50,000	134 lb. Dual Wall

## CONVENTIONAL-VENT CONSOLE HEATER



Equipped with Dexen 6003 millivolt valve, built-in top mounted thermostat, manual spark igniter, 100% safety pilot & vent safety shut off switch.

Manual Spark Igniter.

Gas inlet size = 1/2"

<u>Model</u>	<u>BTU</u>	<u>Dimensions</u>	<u>Weight</u>	<u>Vent</u>	<u>LP</u>	<u>Blower</u>
<b>VC201C</b>	20,000	24" x 15¼" x 20"	59 lb.	3"	49722	N/A
<b>VC351C</b>	35,000	30" x 15¼" x 26"	84 lb.	4"	49727	CHB-3
<b>VC501C</b>	50,000	30" x 19¼" x 26"	105 lb.	4"	49732	CHB-3

## DIRECT-VENT WALL FURNACE

Equipped with Dexen 6003 millivolt valve, includes standard vent assembly for 9" maximum wall thickness.


Wall thermostat, 20' wire & insulated staples.

Manual Spark Igniter.

Gas inlet size = 1/2"

Optional Additions:

- Fan **DVB-3**
- Built-in Bulb Thermostat Kit **BBSK**
- Vent Extension for thicker walls



HVAC

<u>Natural</u>	<u>Propane</u>	<u>BTU</u>	<u>Dimensions</u>	<u>Weight</u>
<b>CDV155D</b>	<b>CDV156D</b>	15,000	29¾" x 18" x 9¾"	65 lb.
<b>CDV255D</b>	<b>CDV256D</b>	25,000	31½" x 34½" x 9¾"	99 lb.
<b>CDV305D</b>	<b>CDV306D</b>	30,000	31½" x 34½" x 9¾"	99 lb.



# KING ELECTRICAL HEATERS



**RSH1215**

## INFRARED QUARTZ HEATERS

- 1500W Infrared quartz heating tub
- Anti-freeze function
- Durable extruded aluminum housing
- For dry locations only
- Adjustable thermostat
- Wall or ceiling mount bracket included
- 6 foot cord
- 120V grounded plug
- Overheat Protection
- 1500W
- 12.5 Amps
- 7½" h x 34½" w x 3¾" d

## COMMERCIAL RADIANT QUARTZ HEATERS

- Black powder-coat aluminized steel housing
- 0° to 45° adjustable brackets included
- Wide, symmetrical design
- Coiled tungsten filament in sealed quartz tube
- Clear or optional glare reducing ruby quartz
- Tested to CSA 22.2 #46 - M1988, UL 2022, 1997
- Commercial/Industrial Approval
- Optional stainless steel housing
- Gold colored anodized aluminum reflectors
- Porcelain end caps
- Instantaneous heat-up & cool-down
- ETL Listed for indoor & outdoor applications

<u>Part No.</u>	<u>Lamps</u>	<u>Volts</u>	<u>Watts</u>	<u>BTUH</u>	<u>Amps</u>
<b>RH-33B1-C25W</b>	Single	240	2,500	8,530	10.42
<b>RH-24B2-C16W</b>	Double	240	3,200	10,919	13.33
<b>RH-33B2-C25W</b>	Double	240	5,000	17,061	20.83



## PERSONAL PORTABLE HEATER

### CERAMIC FAN FORCED HEATER



- 4 position switch
- Safety tip-over switch
- Overheat Protection
- Ceramic heating element
- Adjustable thermostat
- 6 foot cord 120V plug
- Comfort grip on back
- 2 heat settings 750/1500W
- Power indicator light
- 5120 BTU
- 12.5 Amps

**PH-2**

### MILKHOUSE HEATER


- 4 position switch
- Safety tip-over switch
- Overheat Protection
- Ni-chrome heating element
- Adjustable thermostat
- 6 foot cord 120V plug
- Convenient carrying handle
- 2 heat settings 1300/1500W
- Power indicator light
- 5120 BTU
- 12.5 Amps

**PHM-1**



## PORTABLE BASEBOARD HEATER

- Aluminum finned element
- All angle tip-over switch
- Baked enamel finish
- Quiet running
- Built in thermostat
- Standard Color: white
- Convection Heat
- 6 ft. cord w/ grounded plug, 120V
- Molded base feet
- Pilot light
- Carrying handle on back
- Full length safety cutout



<u>Part No.</u>	<u>Length</u>	<u>Watts</u>	<u>Amps</u>	<u>BTUH</u>
<b>KP1210</b>	4'	1,000	8.3	3533
<b>KP1215-ECO</b>	5'	750/1,500	6.25/12.5	2560/5120



# SOLARONICS HEATERS

## Solaronics HIGH INTENSITY INFRARED HEAT - 24 VOLT

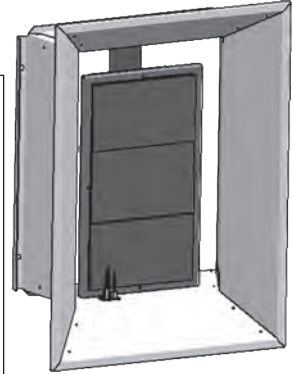
- Instant heat on demand: reaches maximum operating temperature in less than 1 minute.
- No direct venting required: less roof penetrations.
- May be used in protected outdoor environments.
- Operates on Natural or LP/Propane Gas • Factory pre-wired, pre-piped and tested.
- Highly polished mirror brite aluminum reflectors for maximum efficiency.
- Corrosion-free aluminized steel main frame.
- CSA International Design Certified to ANSI/CGA Standards

### Direct Spark Ignition

(Field Supplied Transformer)

BTU Input	Part No	Gas)
30,000	QSAN-K-30	Natural
50,000	QSAN-K-50	Natural
50,000	QSAL-K-50	LP Gas
75,000	QSAN-K-75	Natural
75,000	QSAL-K-75	LP Gas
100,000	QSAN-K-100	Natural
90,000	QSAL-K-90	LP Gas

**WARNING:** This product can expose you to chemicals including carbon monoxide, which is known to the State of California to cause birth defects or other reproductive harm. For more information, go to [www.P65Warnings.ca.gov](http://www.P65Warnings.ca.gov)

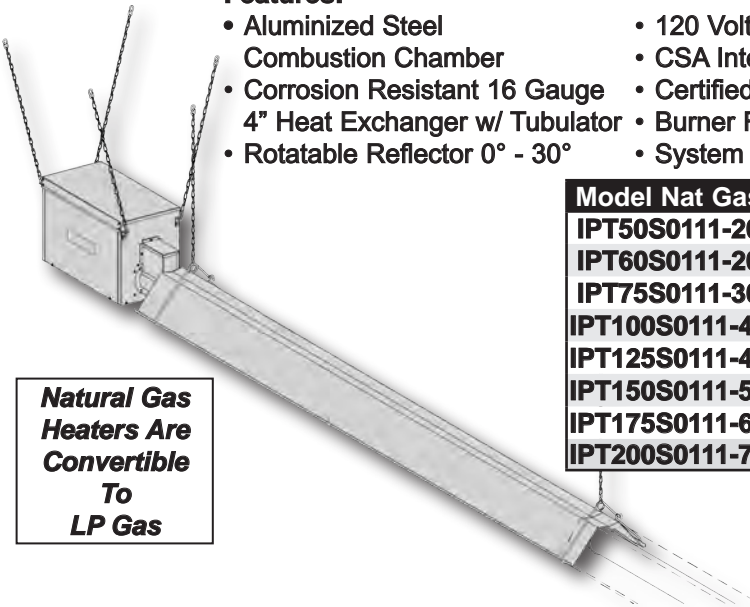


## GAS INFRA-RED HEATERS

## Low Intensity Infra-Red Tube Heaters

### Features:

- Aluminized Steel Combustion Chamber
- Corrosion Resistant 16 Gauge 4" Heat Exchanger w/ Tubulator
- Rotatable Reflector 0° - 30°
- 120 Volt Powered
- CSA International Design
- Certified to ANSI/CGA Standards
- Burner Fully Assembled Ready to Hang
- System Validation Lights



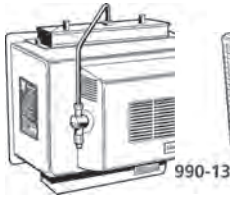
**Natural Gas Heaters Are Convertible To LP Gas**

Model Nat Gas	BTU	Length
IPT50S0111-20	50,000	20'
IPT60S0111-20	60,000	20'
IPT75S0111-30	75,000	30'
IPT100S0111-40	100,000	40'
IPT125S0111-40	125,000	40'
IPT150S0111-50	150,000	50'
IPT175S0111-60	175,000	60'
IPT200S0111-70	200,000	70'

HVAC

# HUMIDIFIERS & PARTS

## GENERAL POWER HUMIDIFIERS



This fan powered unit moves the air necessary for high capacity evaporation. No bypass duct is needed for this self-contained plenum mount unit.

**CAPACITY 21.3 GALLONS PER DAY**

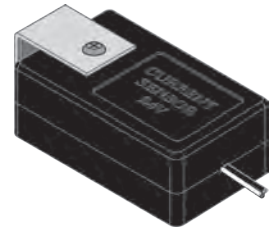
**Part No. Volts**

**1137 120**

**990-13 Pad**

## CURRENT SENSING RELAYS

Controls switching of humidifiers & other add on devices.




**Part No. Volts**

**CSR50 24**

**CSR51 115**

## GENERAL BYPASS HUMIDIFIERS



This highly efficient unit is designed for homes with hard water. A specially designed evaporator pad allows a high percentage of the water minerals to be flushed from the system.

**CAPACITY 18 GALLONS PER DAY**

**Part No. Volts Humidistat**

**1042LH 24 YES**

**990-13 Pad**

## FLOW-THROUGH HUMIDIFIER

- Easy to install, compact, and durable design.
- Universal mounting: left or right side air intake when installed.
- Uses A10 Pad listed below
- Accessible from the front, making pad changes easy.
- Serviceable internal water filter protects solenoid.
- Uses standard humidifier 24VAC power input.
- Complete installation kit and humidistat control included
- Single screw secures cover.

**CAPACITY 13 GALLONS PER DAY**

**Part No. Volts**

**CM200 24**

**A10 Pad**



## RIGID ALUMINUM DUCTING

**A068/4**

**A078/5**

Compressed to 28 inches pulls out to a full 8 feet



## WATER VALVE (Solenoid)

For Humidifiers

**Part No. Volts**

**99053 24**

**99052 115**

**GA4040 24**

**UHS99 24**

**UHS24 24**



UHS24 Includes:

- 1/4" Compression x 1/8" MPT with Filter Screen
- 1/8" MPT x 1/4" Compression
- 1/4" Insert for Plastic Tube
- 1/4" Delrin Sleeve for Plastic Tube
- 3/16" Barb x 1/8" MPT
- 1/8" MPT x 5/16" Compression



**Aprilaire Furnace Humidifier Pads**

**Part No. Replacement fits Size**

**A10 #110, #220 9 7/8" x 9 7/8" x 1 7/8"**

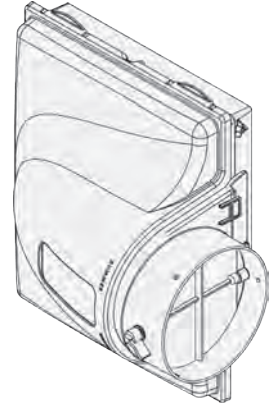
**A12 #112, 136, 224, 440, 445 14 7/8" x 11 3/8" x 1 7/8"**

**A35 350, 360, 760 Mesh Pad**

# HUMIDIFIERS & PARTS

## GeneralAire® Evaporative Humidifier Model 4200

- Accommodates up to 4200 square feet.
- Low profile cover ensures heated air goes directly through the Vapor Pad® at its warmest point.
- Newly designed distributor trough ensures even water saturation over the entire Vapor Pad® for maximum humidity output.
- Redesigned Vapor Pad® frame profile is thinner; exposing more of the saturated GA35 Vapor Pad® for maximum humidity output.
- Snap-in-place UV stable cover allows quick access to Vapor Pad®.
- Stainless steel distributor tube for either cold or hot water supply.
- Left or right bypass installation options.
- Left or right solenoid valve installation options.
- MHX3 manual control or GFX4 Digital humidistat is included.




<u>Part No.</u>	<u>Description</u>
<b>5950</b>	4200 Humidifier with MHX3 Manual Control
<b>7902</b>	GA35 Vapor Pad®
<b>7038</b>	MHX3C Manual Humidistat
<b>7050</b>	GFX4 Digital Humidistat



**7902**  
GA35  
Vapor Pad®



**7050**  
GFX4  
Digital  
Humidistat



**7038**  
MHX3C  
Manual  
Humidistat

## GeneralAire® Steam Humidifier Model 5500 Residential Whole-House

An electrode humidifier producing steam for humidification by passing electric current through the water between metal electrodes.

- One unit for 115 / 230V installations (internal switch).
- One cylinder accommodates regular and low water conductivity
- GFX4 digital automatic humidistat controls the furnace blower motor.
- Single captive-screw cover release. (Never lose a screw again!)
- Two metal mounting straps span 16" studs make installation easier.
- No tools needed for cylinder replacement.
- Snap-in cylinder with affixed bushing & O-ring leak-free operation.
- Produces up to 28.5 gallons per day (GPD).
- Enhanced easy-to-read control display.
- Chassis keyholes for mounting ease.
- Installation kit. • Water tempering for safety. • Steel steam manifold.

<u>Part No.</u>	<u>Description</u>
<b>5500</b>	Whole House Electrode Steam Humidifier #5580
<b>7746</b>	Replacement Cylinder (Replace annually model 5500)



HVAC

# INDOOR AIR QUALITY


## ELECTRONIC AIR CLEANER

Duct mount electronic air cleaner is designed and manufactured for installation with virtually all central forced air systems. It is designed to remove up to 95% of the tobacco and cooking smoke, dirt dust, pollen and other particles found in recirculated indoor air.



<b>Part No.</b>	<b>Description</b>
<b>455600-125</b>	HE Plus 1400, 1400 CFM, 16" x 25".
<b>455600-025</b>	HE Plus 2000, 2000 CFM, 20" x 25".

## REPLACEMENT MEDIA FOR AIR BEAR



<b>Product</b>	<b>Actual Size</b> <b>Nominal Size</b>	<b>Product Name</b>	<b>Model Number</b>
<b>255649-102</b>	20" x 25" x 5"	Purolator	P5
MERV8	19 $\frac{1}{8}$ " x 24" x 4 $\frac{1}{4}$ "		2000
<b>259112-102</b>	20" x 25" x 5"		
MERV11	19 $\frac{1}{8}$ " x 24" x 4 $\frac{1}{4}$ "		

## REPLACEMENT MEDIA

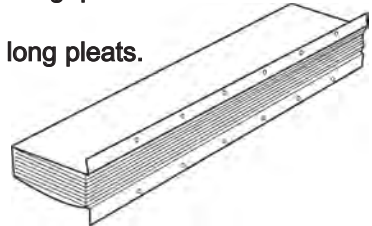
**Media 12758** - AC-1 Media - glass microfiber high efficiency 37-25" long pleats.

**Media 12880** - 2200/2250 Media - for Research Products Models 2200 & 2250. 39-24 $\frac{1}{4}$ " long pleats.

**Media 13415** - AC-4 Media - glass microfiber hi-efficiency. 29-25" lg. pleats.

**Media 13156** - 2400 Media - for Research Products. 32-27 $\frac{1}{8}$ " long pleats.

**Media 12916** - AC-2 activated carbon replacement media kit.



## RADON FAN KIT

Suncourt Radon Fans are used as the front line of defense against elevated radon levels in the home.

- UV resistant, UL listed plastic
- Epoxy sealed
- Watertight
- For mounting in/outdoors

**RDN04** comes with one 4" fan, mounting hardware and two white rubber couplers.





# INDOOR AIR QUALITY

## PROGRESSIVE MEDIA AIR CLEANER

Ultravation® Progressive Media Air Cleaners with UltraStrand™ media technology remove particulates as small as .3 microns! They have better capture capability yet match MERV 8 pressure drop characteristics. **Ultravation® Progressive Filtration**

- More efficient capture characteristics (see illustration): gathers large particles in the initial layer and progressively smaller particles in the filter interior
- UltraStrand™ MERV 11 100% synthetic, continuous, thermally bonded (no chemical adhesives), high surface area media fibers. These high capacity fibers are formed into a progressive filter structure that has an initial dust spot rating of 51% with no more initial resistance than older technology MERV 8 media.
- Continuous fibers resist shedding, maximize holding capacity with no moisture absorption
- UltraStrand™ high surface area fibers with permanent electrostatic charge are unequalled in particle attraction and holding capacity.

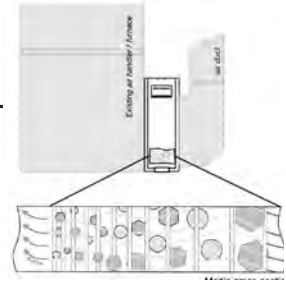
### RIGHT ANGLE DESIGN



The versatile right angle design cabinet with adjustable inlet saves space and simplifies installation. The cabinet opens on either end to fit any installation configuration.

**90-064**

Finish: Light beige, powder coat  
 Cabinet: 25<sup>5</sup>/<sub>8</sub>" x 16<sup>7</sup>/<sub>16</sub>" x 23<sup>3</sup>/<sub>16</sub>"  
 Outlet Size: 23<sup>3</sup>/<sub>16</sub>" x 13<sup>1</sup>/<sub>16</sub>"  
 Inlet: Adjustable  
 Filter Size: 20" x 25" x 5"



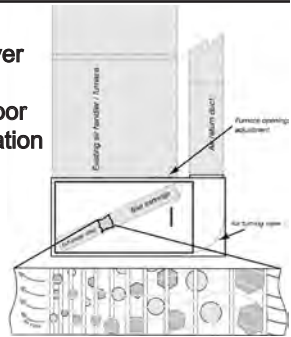
### UNDER FURNACE DESIGN



The versatile cabinet design ( weight capacity over 200 lbs.) with variable inlet & outlet size saves space and simplifies installation. Filter cabinet door can be positioned on either side to fit any installation configuration.

**Opening**

<b>Model No.</b>	<b>Cabinet LWH</b>	<b>Adjustable Return</b>	<b>Furnace</b>
<b>90-035</b>	42"x 28 <sup>1</sup> / <sub>2</sub> "x 17 <sup>5</sup> / <sub>8</sub> "	10" to 12"x 24"	Min 12" Max 19"
<b>90-031</b>	33"x 28 <sup>1</sup> / <sub>2</sub> "x 16"	8" to 10"x 24"	Min 6" Max 13 <sup>3</sup> / <sub>8</sub> "

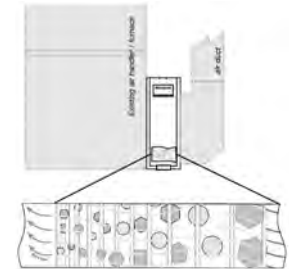


### STRAIGHT THROUGH DESIGN



Finish: Light beige, powder coat


<b>Model</b>	<b>Cabinet Dimensions</b>	<b>Duct Opening</b>		<b>Filter Size</b>
		<b>A x B x C</b>	<b>D x E</b>	
<b>90-006</b>	16 <sup>3</sup> / <sub>4</sub> " x 25 <sup>1</sup> / <sub>4</sub> " x 7 <sup>5</sup> / <sub>8</sub> "	23 <sup>3</sup> / <sub>4</sub> " x 14 <sup>3</sup> / <sub>8</sub> "	16" x 25" x 5"	
<b>90-007</b>	20 <sup>3</sup> / <sub>4</sub> " x 25 <sup>1</sup> / <sub>4</sub> " x 7 <sup>5</sup> / <sub>8</sub> "	23 <sup>3</sup> / <sub>4</sub> " x 18 <sup>3</sup> / <sub>8</sub> "	20" x 25" x 5"	



HVAC

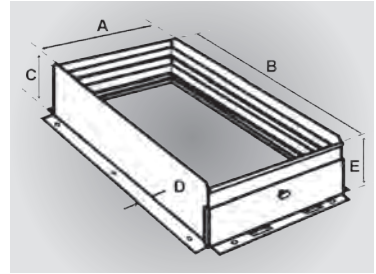
# INDOOR AIR QUALITY

## SIDE RETURN FURNACE FILTER EZ ACCESS BASE



### "Make It E-Z For Your Customer"

- Open Access Door - Remove Filter
- No Unit Panels or Door To Remove
- Use Standard Size Filter
- Keeps Evaporator Coils Clean
- More Efficient Heating & Cooling
- Customized Professional Installations
- Accepts 1" or 2" Filter
- Application - Side Return - Left / Right
- Suitable for use with Disposable or Electrostatic Washable Type Filters




FILTER NOT INCLUDED

Model No.	A	B	C	D	E	Gauge	Weight	Filter Size
EZ-1625SR	16"	25"	6"	1"	5 1/2"	24	10 Lbs.	16" X 25"

### EZ ACCESS

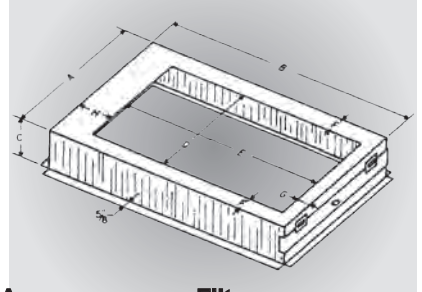
#### UPFLOW/HORIZONTAL FURNACE OR FAN/COIL UNIT FILTER BASE



- Accepts 1", 2" or 4" Filters
- Suitable for use with Disposable or Electrostatic Washable Type Filters
- 22 Gauge Metal

FILTER NOT INCLUDED

Upflow / Horiz. Gas Furnace



Model No.	Overall		Opening		Top	Approx.		Filter Size
	A	B	C	D	E	G	H	
EZ-1625S	17%	28%	6	15%	24%	1 1/4	1 3	2 Lbs. 16" x 25"
EZ-2025S	21%	28%	6	19%	24%	1 1/4	1 3	13 Lbs. 20" x 25"
EZ-2424S	24%	28%	6	22%	24%	1 1/4	1 3	14 Lbs. 24" x 24"

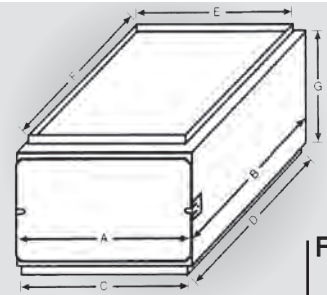
#### Fan / Coil Unit

EZ-1620FCS	17 1/2	22	6	15	19	1 1/4	1 2	8 Lbs. 16" x 20"
EZ-2020FCS	21	22	6	18 1/2	19	1 1/4	1 2	8.5 Lbs. 20" x 20"
EZ-2025FCWS	25	22	6	22 1/2	19	1 1/4	1 2	9 Lbs. 20" x 25"

## EZ ACCESS DOWNFLOW FURNACE FILTER ACCESS

- Suitable for use with Disposable or Electrostatic Washable Type Filters
- 22 Gauge Metal


FILTER NOT INCLUDED



Model No.	Furn. Return Opening		Plenum Opening		Filters Required		Approx. Weight
	A	B	C	D	E	F	
DFA-200	14 1/2	21	13 3/4	19 3/4	12	20%	2-10 x 20 x 1 14
DFA-300	17 1/2	21	16 3/4	19 3/4	16	20%	12 3-10 x 20 x 1 14
DFA-400	22	21	21 3/4	19 3/4	20	19%	12 3-10 x 20 x 1 16
DFA-500	26 1/2	21	23 1/2	20%	25 3/4	19%	12 4-10 x 20 x 1 18

# DISPOSABLE AIR FILTERS


**"PANEL TYPE"**  
**2 SIDED METAL**  
**ORDER BY SIZE**



**STANDARD PACKAGING:**  
**12 FILTERS PER CARTON**

## AIR FILTER GAGE

An easy-to-use, easy-to-read gage to monitor filter media loading so that filter media may be changed when needed. The gage is installed between the blower and the filter, where a slight vacuum exists due to the air-flow resistance of the air filter. Air flowing into the gage, around the calibration screw, lifts a vane in proportion to the negative pressure in the blower compartment. As the air filter loads, the vacuum increases, raising the vane to indicate a filter change is necessary.



**G99**

### 1 INCH FILTER

**Size**

- 10" X 10" X 1"
- 10" X 20" X 1"
- 10" X 24" X 1"
- 10" X 25" X 1"
- 10" X 30" X 1"
- 12" X 12" X 1"
- 12" X 16" X 1"
- 12" X 20" X 1"
- 12" X 24" X 1"
- 12" X 25" X 1"
- 12" X 30" X 1"
- 14" X 20" X 1"
- 14" X 24" X 1"

**Size**

- 14" X 25" X 1"
- 14" X 30" X 1"
- 15" X 20" X 1"
- 15" X 25" X 1"
- 16" X 16" X 1"
- 16" X 20" X 1"
- 16" X 24" X 1"
- 16" X 25" X 1"
- 18" X 18" X 1"
- 18" X 20" X 1"
- 18" X 24" X 1"
- 18" X 25" X 1"

**Size**

- 20" X 20" X 1"
- 20" X 22" X 1"
- 20" X 24" X 1"
- 20" X 25" X 1"
- 20" X 30" X 1"
- 22" X 22" X 1"
- 24" X 24" X 1"
- 24" X 30" X 1"
- 25" X 25" X 1"

### 2 INCH FILTER

**Size**

- 15" X 20" X 2"
- 16" X 20" X 2"
- 16" X 25" X 2"

**Size**

- 20" X 20" X 2"
- 20" X 25" X 2"
- 25" X 25" X 2"

**SPUN GLASS**  
**HAMMOCK ROLL MEDIA**  
**(LENNOX TYPE)**

**Size**

- 24" X 240" X 1"
- 30" X 240" X 1"
- 36" X 240" X 1"

**PERMAIRE**  
**SERVICE ROLL MEDIA (HOG HAIR)**

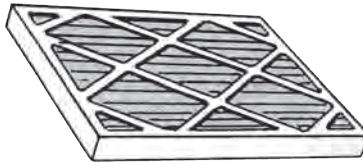
**Size**

- 20" X 25' X 1" roll
- 25" X 25' X 1" roll
- 30" X 25' X 1" roll
- 36" X 25' X 1" roll

HVAC

# PLEATED AIR FILTERS

## PLEATED AIR FILTERS STANDARD CAPACITY WITH EXPANDED METAL BACKING



PLEATS PER FOOT  
2" - 10 PER FOOT

1" - 11 PER FOOT

4" - 9 PER FOOT

Part No.	Size
P411020	10" X 20" X 1"
P411224	12" X 24" X 1"
P411420	14" X 20" X 1"
P411425	14" X 25" X 1"
P411520	15" X 20" X 1"
P411620	16" X 20" X 1"
P411625	16" X 25" X 1"
P411824	18" X 24" X 1"
P412020	20" X 20" X 1"
P412025	20" X 25" X 1"
P412424	24" X 24" X 1"

12 PER CASE

Part No.	Size
P421224	12" X 24" X 2"
P421420	14" X 20" X 2"
P421425	14" X 25" X 2"
P421520	15" X 20" X 2"
P421620	16" X 20" X 2"
P421625	16" X 25" X 2"
P421824	18" X 24" X 2"
P422020	20" X 20" X 2"
P422025	20" X 25" X 2"
P422424	24" X 24" X 2"

12 PER CASE

Part No.	Size
P441224	12" X 24" X 4"
P441620	16" X 20" X 4"
P441625	16" X 25" X 4"
P441824	18" X 24" X 4"
P442020	20" X 20" X 4"
P442025	20" X 25" X 4"
P442424	24" X 24" X 4"

6 PER CASE

**COMPLETE LINE OF MEDIUM AND HIGH EFFICIENCY FILTERS  
IN PANEL, PLEATED AND BAG DESIGN AVAILABLE.**

### ***MicroSafe Antimicrobial-Treated Filters***

- A complete range of pleated filters, panel filters, pocket filters and rigid filters treated with a proven antimicrobial.
- MicroSafe antimicrobial treated filters help control harmful mold, mildew, and bacteria in the air handling system.
- UL Classified.



ASHRAE Efficiency: 30–35%  
MERV Performance Ratings:  
4-16  
Consult Bulletin: K-994

**SPECIALTY FILTERS AVAILABLE • CALL FOR PRICING**



# IAQ - SELF-CLEANING AIR IONIZATION SYSTEM

## SELF-CLEANING AIR IONIZATION SYSTEM FOR RESIDENTIAL/COMMERCIAL A/C SYSTEMS

NuShield is a self-cleaning, bi-polar ionization generator for actively treating a building's air quality that does not require replacement parts in a year or two like competing UV lights or other ionizer technologies. • A patented self-cleaning design

- Needlepoint ionization actively treats air in homes and buildings
- Meet's UL 2998 Zero Ozone Emission Certification
- No maintenance for the life of the NuShield
- Flexible design with no replacement parts
- Patented multi-voltage input – 24VAC to 240VAC
- Reduces certain bacteria and viruses\*
- Reduces odors, smoke and other airborne particles
- Keeps coil cleaner longer
- UL and cUL certified (4900-55 & 4900-60)
- CARB certified
- Integral alarm contact for remote monitoring
- Fully ETL listed (4900-50)
- Three-year limited warranty



### 4900-50 NuShield-CI

System Size: Up to 12 tons (4800 CFM)

Ion Output: 200 millions ions/cc per polarity (400 million total ions/cc)

Dimensions: 7.25" x 4.3" x 2"

Weight: 1.9 lb

#### Fan Inlet Mount

Internal magnets hold unit to fan inlet (shaft side). Use selftapping screws to secure device, especially for high velocity applications or excessive vibration when using magnets.

#### Inside Wall/Cabinet Mount

Internal magnets hold unit to wall duct or air handler metal panel.



### 4900-55 NuShield-CX

System Size: Up to 12 tons (4800 CFM)

Ion Output: 200 millions ions/cc per polarity  
(400 million total ions/cc)

Dimensions: 5.4" x 5.4" x 2.1"

Weight: 2.0 lb

Nu-Calgon recommends mounting the NuShield-CX downstream of the last filter in the HVAC system. Alternate mounting locations are on the supply air duct or the return air duct after the filter. The weatherproof housing will allow mounting indoors or out.



### 4900-60 NuShield-R Residential

System Size: Up to 6 tons (2400 CFM)

Ion Output: 160 millions ions/cc per polarity  
(320 million total ions/cc)

Dimensions: 5.3" x 5.3" x 2.5"

Weight: 1.8 lb

#### Mounting

Same as NuShield-CL above



# IAQ - iWave - AIR PURIFICATION

*iWave*



iWave devices are bi-polar, meaning they use two emitters to create equal amounts of positive and negative ions. When these ions are injected into the air stream, creating a plasma region, they break down passing pollutants and gases into harmless compounds like oxygen, carbon dioxide, nitrogen and water vapor. When the ions come in contact with viruses, bacteria or mold, they remove the hydrogen molecules from the pathogens. Without hydrogen, the pathogens have no source of energy and will die. The ions also attach to allergens, such as pollen, smoke and other particles, causing them to band together until they are large enough to be caught by filters.

## **iWave®-C 4900-10**

Although it can be used for residential applications, the original iWave-C is especially suitable for light commercial systems up to 12 tons (4800 CFM). iWave-C is a self-cleaning, bi-polar ionization generator for treating a building's air quality that does not require replacement parts in a year or two like competing technologies. iWave-C always works at peak performance, producing over 200 million ions/cc, making it superior to other market approaches. Special features include a programmable cleaning cycle, waterproof housing, digital display and integral alarm contact. Can be used to reduce outside air for commercial applications per ASHRAE 62.1 IAQP. Duct mount to air handler inside or outside of building. For systems larger than 12 tons, multiple iWave-C units can be applied. UL and cUL approved with universal voltage (24-240VAC).



## **iWave®-R 4900-20**

With technology installed in over 100,000 applications worldwide, iWave-R is the world's first self-cleaning, bi-polar ionization air cleaner specially designed for residential duct air conditioning systems up to 6 tons (2400 CFM) in size. Needle-point ionization actively treats air in the living space with no replacement parts, no maintenance and universal voltage (24-240VAC). It can mount easily inside or outside of duct in about 15 minutes, or it can attach magnetically near indoor fan. iWave-R always works at peak performance, producing over 160 million ions/cc, more than any interior air quality product on the market. Patent-pending self-cleaning design includes programmable cleaning cycle with alarm contact option. UL and cUL approved.




# IAQ - iWave - AIR PURIFICATION



## **iWave<sup>®</sup>-M 4900-35**

iWave-M is a flexible ion-generating bar that can treat IAQ in nearly any HVAC application. Its revolutionary circuit bar with special ion-generating needles suitable for any HVAC cooling coil up to 36" wide. Plus, it can be shortened in the field to any size! Perfect for ducted package or ductless HVAC systems in living centers, hotels, commercial buildings, residential (including mini-splits), transport cooling coils or even in ice machines – applications where mold is an issue. Provides the highest level of ionization energy in the most compact size available on the market. Can be used to reduce outside air for commercial applications per ASHRAE 62.1 IAQP. UL and cUL approved with universal voltage (110-240VAC). Virtually maintenance free with no replacement parts. Produces over 240 million ions/cc per foot of flexible ribbon.



## **iWave<sup>®</sup>-V 4900-40**

With technology currently installed in over 100,000 applications worldwide, iWave-V is a versatile, low-maintenance bi-polar ionization generator for treating air in residential duct air conditioning systems up to 6 tons (2400 CFM) in size. Needle-point ionization actively treats air in the living space with low maintenance and no replacement parts. Produces over 160 million ions/cc, more than any other interior air quality product on the market. Requires only 15 minutes to install inside or outside of duct, or attach magnetically near indoor fan. UL and cUL approved.



HVAC

# INLINE DUCT BOOSTERS

## THE EQUALIZER

HEATING.COOLING DUCT IN-LINE FANS BOOST AIRFLOW TO ROOMS THAT ARE TOO HOT OR TOO COLD

Fits easily into any size or shape duct. (Square, rectangular, or round.)



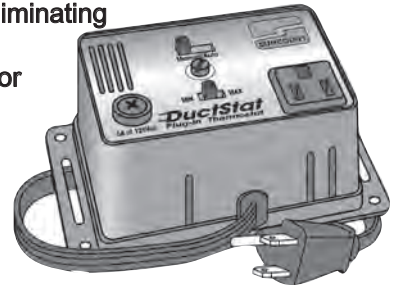
- Solves air delivery problems without major system rework
- Can be installed at any angle
- Engineered for maximum boost and quiet operation
- Saves on utility bills year round
- 12 month limited warranty

<b>Part No.</b>	<b>Dia.</b>	<b>CFM</b>	<b>Volts</b>
<b>TE6</b>	6"	240	120
<b>TE8</b>	8"	420	120
<b>TE10</b>	10"	650	120
<b>TE12</b>	12"	895	120

## DUCTSTAT® PLUG-IN THERMOSTAT™

The DuctStat simplifies installation of In-Line Duct Fans by eliminating electrical connections at the furnace.

- The only economical and reliable automatic on/off control for in-line duct fans.
- Adjustable temperature range: 40°F (4°C) to 110°F (43°C)
- Year round use, automatic on/off for heating and cooling
- 12 month limited warranty
- Control various devices, including alarms, heat lamps, lights, louvers, etc.
- Mounts on duct to control in-line duct fans or wall mount for ambient room control
- 5 Amp maximum load, replaceable 5 Amp fuse



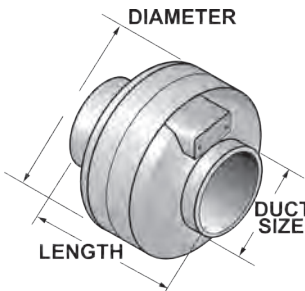
## DS100 Duct-Stat Plug-In Thermostat

## FR SERIES INLINE EXHAUST FANS

Versatile FR fans provide the ideal answer for a variety of air movement problems in residential & commercial applications. The fans feature a plastic housing constructed of UL-recognized, UV protected thermoplastic resin. This tough protective shell allows the fan to be mounted in outdoor and wet locations. FR fans feature dependable external rotor motors. Fans are fully caulked to prevent moisture from entering the housing.

### Applications:

Can be used for multiple point exhaust applications, crawl space venting or make-up air supply. They are also widely used as booster fans to move air from one room or area to another.



<b>Part No.</b>	<b>CFM</b>	<b>RPM</b>	<b>Max. Amps</b>	<b>Rated Watts</b>	<b>Length (inches)</b>	<b>DIA. (inches)</b>	<b>Duct Size</b>	<b>Max. Ps</b>
<b>FR110</b>	167	2900	0.72	80	7 <sup>5</sup> / <sub>8</sub> "	9.5"	4"	1.60"
<b>FR150</b>	263	2750	0.67	71	7 <sup>3</sup> / <sub>4</sub> "	11 <sup>3</sup> / <sub>4</sub> "	6"	1.58"
<b>FR250</b>	649	2850	2.40	241	9 <sup>1</sup> / <sub>4</sub> "	13 <sup>1</sup> / <sub>4</sub> "	10"	2.58"

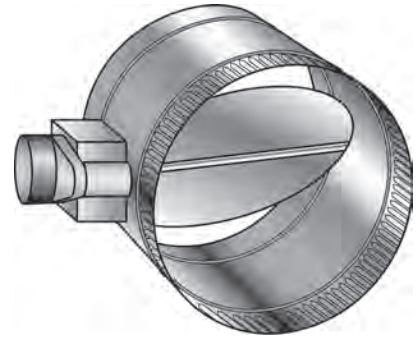


# ZONE CONTROL DAMPERS & VENTILATION FAN

## ZONEMASTER™ ZONE CONTROL DAMPERS

### Control Airflow to Individual Rooms

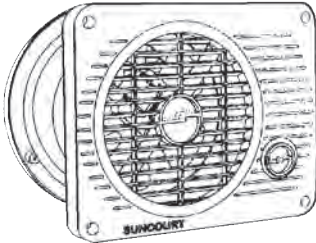
- Available in 5", 6", 7", 8", 10" and 12" diameters
- Available in normally open or normally closed
- Available with 100% airflow shutoff
- Has a safe, low voltage transformer and motor
- Is a tremendous energy saver
- Free-wheeling coupling between motor and damper shaft for long life
- Housing length is 8"
- Three year limited warranty



<b>Model No.</b>	<b>Duct Diameter</b>	<b>Weight</b>
<b>ZC106</b>	6"	3.5 lb
<b>ZC108</b>	8"	4.0 lb
<b>ZC110</b>	10"	5.0 lb
<b>ZC112</b>	12"	6.0 lb

## ROOM TO ROOM VENTILATION FAN

Moves Cool Air In the Summer & Warm Air in the Winter. It is often used in conjunction with PTAC units, mini-splits, fireplaces, wood stoves, window air conditioning units and other heating and cooling systems. Telescoping housing installs in frame walls from 3½" to 6½" thick.



**TW208**

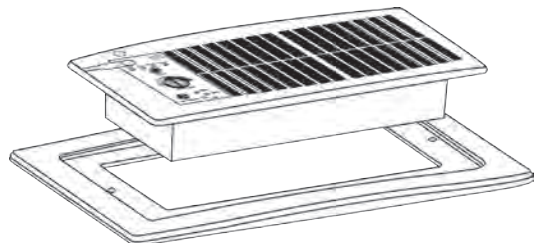
- Quiet operation
- Variable speed adjustable:  
200 CFM on high speed to 100 CFM on low.
- Rotating grille allows airflow direction to be changed for comfort
- Back grille diameter: 9¾"
- 12 month limited warranty
- Cutout Dimension: 11.5" x 8.5" (Template Included)

## FLUSH FIT REGISTER BOOSTER

Fits a 4" x 10" wall/floor register. Adaptor plate available to fit larger registers.

Increases airflow to under performing registers improving comfort to rooms that are too hot or too cold. Quiet 3-speed, dual fans pull extra air out of weak registers, boosting airflow by up to 80%. Low voltage – safe for children and pets.

<b>Part No.</b>	<b>Color</b>	<b>Dimensions</b>
<b>HC500W</b>	White	11⅝" x 5⅝"
<b>HC500B</b>	Brown	11⅝" x 5⅝"



# DUCT SMOKE DETECTORS

The **SL-2000 Series** is the latest innovation for early detection of smoke and products of combustion present in air moving through HVAC ducts in Commercial, Industrial, and Residential applications. Designed to prevent the recirculation or spread of smoke by air handling systems, fans and blowers. Complete systems may be shut down in the event of smoke detection.



**MATERIAL:** Grey plastic backbox, clear plastic cover (Makrolon 94V-0)

**DIMENSIONS:** 13½" L x 4½" W x 2¼" H      **MAX. NET WT.:** 2½ lbs.

<u>Part No.</u>	<u>Description</u>
<b>SL2000N</b>	Ionization: 230VAC, 115VAC, 24VAC, 24VDC
<b>SL2000P</b>	Photoelectric: 230VAC, 115VAC, 24VAC, 24VDC

## NOTCHED SAMPLING TUBES

<u>Part No.</u>	<u>Description</u>
<b>STN Notched for SL &amp; RT Series</b>	
<b>STN1.0</b>	for 12" or less duct width
<b>STN2.5</b>	for 6" to 2.5' duct width
<b>STN5.0</b>	5.0 Sampling tube for 2.5' to 5.0' duct width
<b>STN10.0</b>	for 5.0' to 10.0' duct width
<b>SAMPLING TUBES for SM Series</b>	
<b>STS1.0</b>	for 12" or less duct width
<b>STS2.5</b>	for 6" to 2.5' duct width
<b>STS5.0</b>	5.0 Sampling tube for 2.5' to 5.0' duct width
<b>STS10.0</b>	for 5.0' to 10.0' duct width



**MS Series remote accessories** are designed to be used with the Air Products and Controls Duct Smoke Detectors to provide audible and visual indication as well as remote test/reset functions. These devices are constructed of attractive, yet durable brushed stainless steel and mount on a standard single or double gang electrical backbox.



**MSRHPA**

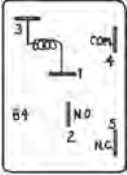


**MSKAR**



**MSRHKAPR**

# FAN RELAYS

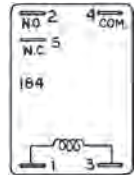


**84 SERIES**  
8 AMPS IND.

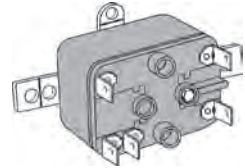
## RBM STYLE RELAYS - 84 and 184

Totally enclosed relays for fan motors and many general purpose applications.  
QUICK CONNECT - 1/4" SPADE TERMINALS

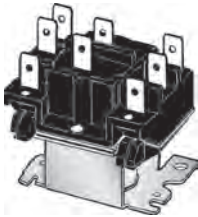
**184 SERIES**  
12 AMPS IND.  
18 AMPS RES.



Switch Action	Wires	Coil Volts	84 Part No.	184 Part No.
SPST N.O.	4	24	90-290Q	PC90-360Q
SPDT	5	24	90-293Q	PC90-370Q
SPDT	5	120	90-294Q	PC90-372Q
SPDT	5	208/230	90-295Q	90-374Q
2P-1N.O., 1N.C.	6	24	..	PC90-380Q
2P-1N.O., 1N.C.	6	120	..	90-382Q
2P-1N.O., 1N.C.	6	208/230	..	90-384Q



Parts Connect



## GENERAL PURPOSE RELAYS TYPE 91

Parts Connect

Part No.	Replaces Honeywell	Coil Volts	Switch	FLA@	
				120V	240V
PC90-341	R4222D1013	120	DPDT	12	6
PC90-342	R4222D1021	208/240	DPDT	12	6
PC90-340	R8222D1014	24	DPDT	12	6
R8228B1012	---	24	SPDT	16	18

## MAGNETIC LINE CONTACTOR

DPST - N.O. 60/50 Hz

(90-230, 18001, MC11, 3ARR8E4)

Designed for use in Air Conditioning, Heating/Ventilating Control System, Motor Starting, Heating Element Operation, & Power Supply Control.


### PCC18001

Coil 24 Volt

Full Load Amps 30 LRA 120

Single Phase

Parts Connect



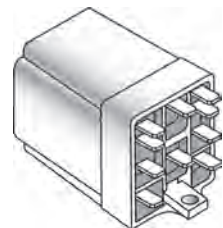
## RBM TYPE 93 (1,2 and 3 POLE DOUBLE THROW)

Part No.	Form.	Coil Voltage	Inductive	Resistive
43050	S.P.D.T.	24	10 Amp. F.L. 30 L.R. Amps at 125 V.A.C.	10 Amps at 125 V.A.C.
-	-	-	or	or
43053	2P.D.T.	24	5 Amp. F.L. 15 L.R. Amps at 250 V.A.C.	5 Amps. at 240 V.A.C.
43054	2P.D.T.	115		
43056	3P.D.T.	24		
43057	3P.D.T.	115		
			<b>Resistive Only</b>	
43058	3P.D.T.	208/240	5 Amp. @ 120 V.A.C. 3 Amp. @ 240 V.A.C	
93058	3P.D.T.	208/240	Base for relays	

Eleven .187 Quick Connect Terminal & Screw Hardware Included \*FL = Full Load LR = Locked Rotor

TYPE 93 CLOSED

These relays are used in vending machines, heating, air conditioning, control panels & appliances.



Quick Connectors  
APPROXIMATED OVERALL DIMENSIONS  
2 1/8" X 1 7/8" X 1 1/8"

HVAC

# RELAYS, TRANSFORMERS & FAN CENTERS

**PC40115**

**Transformer Foot Mount**

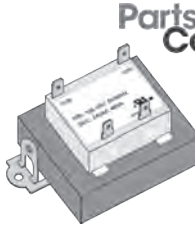
Primary Tap: 120 VAC

Secondary Tap: 24 VAC

Rating: 40VA

Repl: Goodman 0130M00140S,

Heil - ICP 1170003



Parts  
Connect®

**PC40224**

**Transformer Foot Mount**

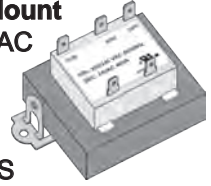
Primary Tap: 208-240 VAC

Secondary Tap: 24 VAC

Rating: 40VA

Repl:

Goodman 0130M00138S



## Sure Switch™

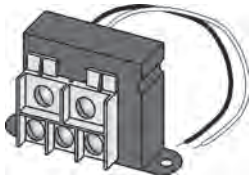
**Universal Electronic Replacement for Mechanical Compressor Contactors**

**White-Rodgers**



**EMERSON**  
Climate Technologies  
**49P11-843**

- Microprocessor controlled sealed compressor switching
- Line voltage brownout protection
- Tricolor LED displays
- Zero chatter latching relay
- Four-hole mounting matches mechanical contactors
- Random start delay on power up and brownout recovery
- Compressor test and cycle count by pushbutton
- Short cycle protection
- Heavy-duty lug connectors



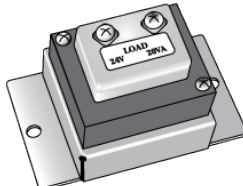
**PF113**

**Fan Center Transformer  
for 90-113**

120V Prime • 24V Sec

40VA • Foot Mount

Terminal and Wire Lead



**DIRECT REPLACEMENT For  
WILLIAMS FURNACE PN24200  
20 VA TRANSFORMER**

**SEC**

**Part No. VA Volts Volts**

**PF24200 20 24 120**

INCLUDES SPECIAL MOUNTING CASE



**40 VA TRANSFORMER**

- Foot Mount
  - Primary: 120V / 208V / 240V
  - Secondary: 2.5V / 12V / 24V
  - Output VA: 40VA
  - 3A Fuse
  - Class 2 Rated
- SXT101**

## FAN CENTERS

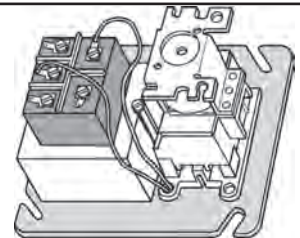
- Includes 24V transformer • Max. transformer load - 38VA
- Includes double throw fan relay • Maximum relay load - 1 H.P.

**Part No. Relay Type Switching Primary A.C. H.P.**

**90-113 PLUG-IN S.P.D.T. 120 3/4**

**90-118 FIXED 1 N.O.; 1 N.C. 120 3/4**

**FC4011 PLUG-IN D.P.D.T. 120 3/4**



**MGT2440**

120V AC 24V

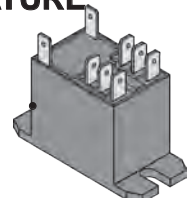
Transformer 40VA 880ma

Plug in adapter for  
Alarm Security etc.



**AZ2800 30 AMP MINIATURE  
POWER RELAY**

- DPST-NO
- 24 VDC
- Used on Nordyne & Inter City Products (ICP)

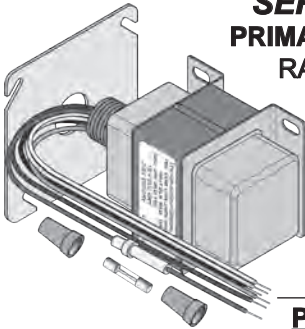


**AZ2800**



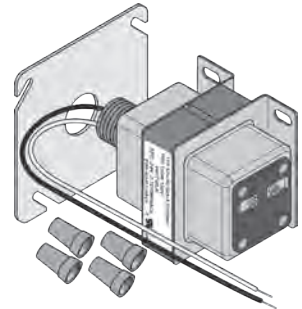
# TRANSFORMERS

**SERVICE TRUCK STOCK SPECIAL**  
**PRIMARY 120/208/240 SECONDARY 24/12/2.5**  
**RATED 50 VOLT-AMPERES MAXIMUM**



**TPF424-50**

**40 VA PLATE/FOOT MOUNT  
 24V TRANSFORMERS**



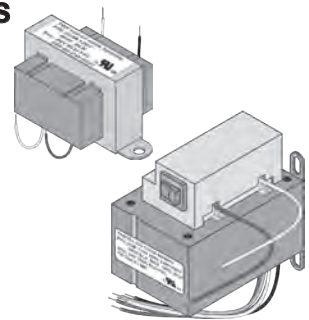
Primary	Part No.
120	TPF124-40
208/240	TPF324-40
120/208/240	TPF424-40

**LONG-WAY FOOT-MOUNT FOR SPACE-SAVING INSTALLATIONS**  
 24 VOLT SECONDARY



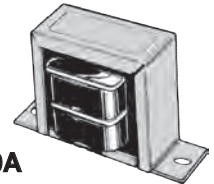
Primary	VA	Mounting Holes O.C.	Part No.
120	40	3 1/8"	TWF124-40
230	40	3 1/8"	TWF224-40
120/208/240	40	3 1/8"	TWF424-40
120/208/240/480	75	3 1/8"	TWF524-75*
120/208/240/480	100	3 1/8"	TWF524-100*

\*Fused Secondary




## 24v TRANSFORMERS made in the USA

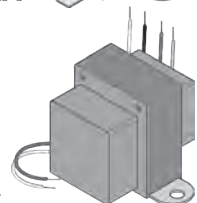
Primary	VA	Mounting	Part No.
120	40	Foot	TF12440A
120/208/240	40	Foot	TF4031OEMA
120/208/240	50	Foot	TF40350A
120/208/240	50	Foot	TF42450A
120/208/240/480	75	Foot	TF52475A
120	40	Multi	TM12440A
120/208/240	60	Multi	TM52460A
120/208/240/480	100	Multi	TM524100A




TF12440A



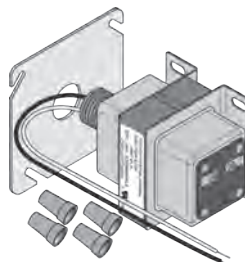
TF4031OEMA



TF42450A



TM524100A



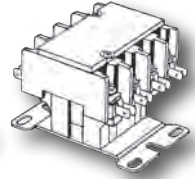
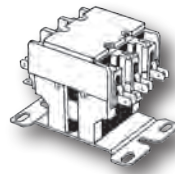
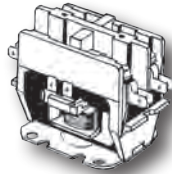
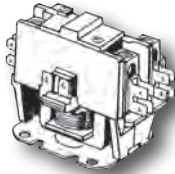
TM12440A

HVAC

# CONTACTORS

DEFINITE PURPOSE

Parts  
Connect



Single Pole

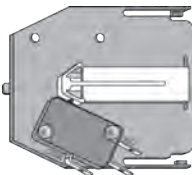
Two Pole

Three Pole

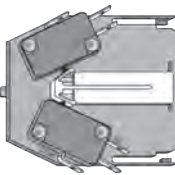
Four Pole

A = 24V Coil.	B = 120V Coil	C = 240V Coil	Poles	Full Load	Locked Rotor	Resistive	Auxiliary Switch
PC130A	PC130B	PC130C	1	30	180	50	-
PC140A	PC140B	PC140C	1	40	240	50	-
PC240A	PC240B	PC240C	2	40	240	50	-
PC340A	PC340B	PC340C	3	40	240	50	-
PC350A	PC350B	PC350C	3	50	300	65	H6S or H7S
PC360A	PC360B	PC360C	3	60	360	75	H6S or H7S
PC375A	PC375B	PC375C	3	75	450	93	H9S
PC390A	PC390B	PC390C	3	90	540	120	H9S
PC440A	PC440B	PC440C	4	40	240	50	H6S or H7S
<b>Packard</b>							
C130A	C130B	C130C	1	30	180	50	-
C140A	C140B	C140C	1	40	240	50	-
C240A	C240B	C240C	2	40	240	50	-
C340A	C340B	C340C	3	40	240	50	H6S or H7S
C350A	C350B	C350C	3	50	300	65	H6S or H7S
C360A	C360B	C360C	3	60	360	75	H6S or H7S
C375A	C375B	C375C	3	75	450	93	H9S
C390A	C390B	C390C	3	90	540	120	H9S
C440A	C440B	C440C	4	40	240	50	H6S or H7S


## AUXILIARY SWITCHES USED WITH 3 & 4 POLE CONTACTORS



B



C



D


Style	Part No.	Type	Amps
B	H6S	SPDT	25-40
C	H7S	DPDT	25-40
D	H9S	SPDT	70-90

- 10 Amp @ 1/3 HP, 125 or 250 VAC.
- 1/2 Amp @ 125 VDC.
- 1/4 Amp @ 250 VDC.

## REPLACEMENT COILS FOR CONTACTORS



Part No.	Pole	Voltage	Full Load Amps
C32040D	3	277	20-40
C32040E	3	480	20-40
C35060D	3	277	50-60
C35060E	3	480	50-60
C42040D	4	277	20-40



# CIRCUIT PROTECTION

## PLASTIC AUTOMOTIVE BLADE STYLE PLUG-IN FUSES

Part No.	Color	Amperage	Part No.	Color	Amperage
ATC1	-	Black 1	ATC10	82234 Red	10
ATC2	-	Gray 2	ATC15	82235 Blue	15
ATC3	82230	Violet 3	ATC20	82236 Yellow	20
ATC4	82232	Pink 4	ATC25	82237 Clear	25
ATC5	82231	Tan 5	ATC30	82238 Green	30
ATC7½	82233	Brown 7½	ATC40	- Amber	40

CROSS REFERENCE				
New Edison	Old Edison	Buss	Gould	LF
ATC	BTC	ATC	None	ATO
ATC3 Replaces Nordyne Part Number 632261				
AGC	BGC	AGC	GGC	312



## 1/4" x 1/4" GLASS BODY FUSE

### FAST ACTING FUSE 250V

Part No.	Rating
AGC1	1 AMP.
AGC2	2 AMP.
AGC3	3 AMP.
AGC4	4 AMP.
AGC5	5 AMP.
AGC6	6 AMP.
AGC7	7 AMP.
AGC8	8 AMP.
AGC9	9 AMP.
AGC10	10 AMP.



### TIME DELAY FUSE

Part No.		Amps	Volts
82502	GDL1	1a	250v
82505	GDL1-1/2	1½a	250v
82507	GDL2	2	250v
82508	GDL2-1/2	2½a	250v
82510	GDL3	3a	250v
82512	GDL4	4a	250v
82513	GDL5	5a	250v
82517	GDL8	8a	250v
82518	GDL10	10a	125v
82519	GDL15	15a	125v

## ONE TIME FUSES

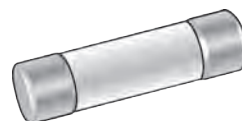
### TIME DELAY PLUG

Part No.	Rating
670-6¼	6¼ AMP.
670-8	8 AMP.
670-10	10 AMP.
670-15	15 AMP.
670-20	20 AMP.
670-25	25 AMP.
670-30	30 AMP.



### FUSESTAT

Part No.	Rating
675-15	15 AMP.
675-20	20 AMP.
675-25	25 AMP.
675-30	30 AMP.



### MIDGIT FAST ACTING 1½" x 13/32" 250 Volt

Part No.	Rating
82702	OTM2 2a
82705	OTM5 5a
82710	OTM15 15a
82711	OTM20 20a

## MINI-BREAKER® CIRCUIT PROTECTORS

The solution to a frequently blown fuse: Simply Reset It!

No need to keep buying replacements.

- Built-in time delay prevents nuisance tripping due to minor surges & temporary loads
- Convenient Push-Button Design restores connection
- Color-Banded Button provides visual indication of an open circuit

Part No.	Volts	Amps
VPKMB-15	125	15
VPKMB-20	125	20



# CIRCUIT PROTECTION - FUSES

## 250V

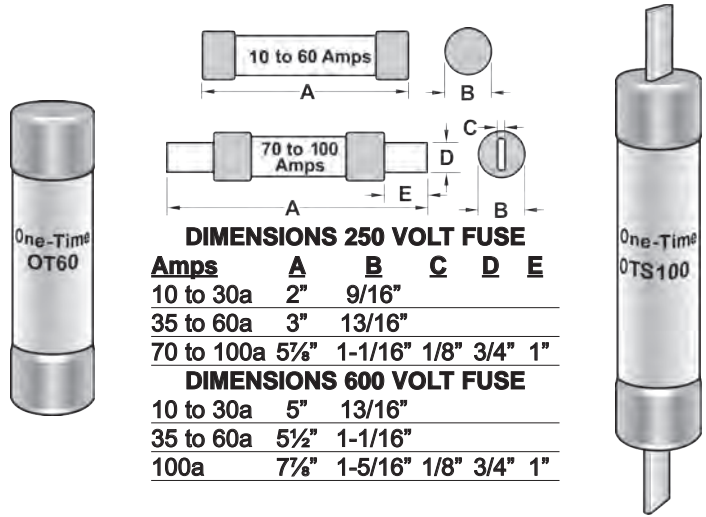
Amps	OT	Part No
10	OT10	82210
15	OT15	82212
20	OT20	82213
25	OT25	82214
30	OT30	82215
35	OT35	82216
40	OT40	82217
45	OT45	82218
50	OT50	82219
60	OT60	82220
70	OT70	82221
100	OT100	82224

## 600V

10	OTS10	82249
15	OTS15	82251
20	OTS20	82252
25	OTS25	82253
30	OTS30	82254
35	OTS35	82255
40	OTS40	82256
60	OTS60	82259
100	OTS100	82264

## GENERAL PURPOSE CLASS K-5 ONE TIME CARTRIDGE FUSES

General purpose provide low cost protection for feeder and branch circuits serving lighting, heating, and other non-motor loads. Replace 655-(Amps).



### DIMENSIONS 250 VOLT FUSE

Amps	A	B	C	D	E
10 to 30a	2"	9/16"			
35 to 60a	3"	13/16"			
70 to 100a	5 7/8"	1-1/16"	1/8"	3/4"	1"

### DIMENSIONS 600 VOLT FUSE

10 to 30a	5"	13/16"			
35 to 60a	5 1/2"	1-1/16"			
100a	7 7/8"	1-5/16"	1/8"	3/4"	1"

## 600V FAST ACTING

Amps	ATM	Part No.
1/2	ATM1/2	82907
1	ATM1	82909
2	ATM2	82911
3	ATM3	82916
4	ATM4	82912
5	ATM5	82913
6	ATM6	82914
7	ATM7	82918
8	ATM8	82915
10	ATM10	82917
15	ATM15	82919
20	ATM20	82920
30	ATM30	82922

## MIDGET FUSES

1 1/2" X 13/32"

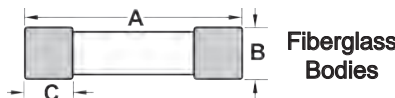


## 500V TIME DELAY

Amps	ATQ	Part No.
1/2	ATQ1/2	82933
1	ATQ1	82936
2	ATQ2	82941
3	ATQ3	82942
4	ATQ4	82943
5	ATQ5	82944
6	ATQ6	82945
7	ATQ7	82714
10	ATQ10	82947
12	ATQ12	82940
15	ATQ15	82952
20	ATQ20	82948
25	ATQ25	82949
30	ATQ30	82951

## CLASS G 480 VOLT FUSES

Amps	AG	Part No.
1	AG1	82271
2	AG2	82290
3	AG3	82272
4	AG4	82291
5	AG5	82273
6	AG6	82274
8	AG8	82275
10	AG10	82276



### DIMENSIONS

Amps	A	B	C
1 to 15a	1.31"	0.406"	0.28
20	1.41"	0.406"	0.28
25 to 30a	1.62"	0.406"	0.28
35 to 60a	2.25	0.406"	0.50

Amps	AG	Part No.
15	AG15	82278
20	AG20	82279
25	AG25	82280
30	AG30	82281
35	AG35	82282
40	AG40	82283
50	AG50	82285
60	AG60	82286



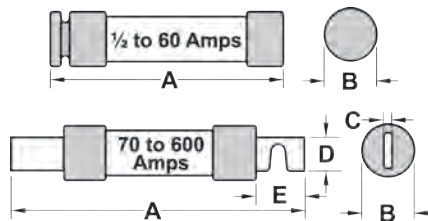
# CARTRIDGE FUSES TIME DELAY (CLASS RK5)

- SmartSpot® blown fuse indication
- Fiberglass body
- High-grade silica filler
- Time delay for motor start-ups and transformer inrush currents
- Replace 640-(Amps)

250V		Part No.
Amps		
1/2	TR1/2R	82006
1	TR1R	82009
2	TR2R	82016
2½	TR2-1/2R	82017
3	TR3R	82019
3.2	TR3-2/10R	82020
4	TR4R	82021
5	TR5R	82024
5.6	TR5-6/10R	82025
6	TR6R	82026
6¼	TR6-1/4R	82027
7	TR7R	82029
8	TR8R	82030
10	TR10R	82032
12	TR12R	82033
15	TR15R	82034
17½	TR17-1/2R	82035
20	TR20R	82036
25	TR25R	82037
30	TR30R	82038
35	TR35R	82039
40	TR40R	82040
45	TR45R	82041
50	TR50R	82042
60	TR60R	82043
70	TR70R	82044
80	TR80R	82045
90	TR90R	82046
100	TR100R	82047
110	TR110R	82048
125	TR125R	82049
150	TR150R	82050
175	TR175R	82051
200	TR200R	82052
225	TR225R	82053
350	TR350R	82054
400	TR400R	82056
600	TR600R	82055



600V		Part No.
Amps		
0.2	TRS2/10R	82103
1/2	TRS1/2R	82106
1	TRS1R	82109
1.6	TRS1-6/10R	82110
2	TRS2R	82111
2¼	TRS2-1/4R	82112
5	TRS5R	82124
6	TRS6R	82125
10	TRS10R	82132
12	TRS12R	82133
15	TRS15R	82134
20	TRS20R	82136
25	TRS25R	82137
30	TRS30R	82138
35	TRS35R	82139
40	TRS40R	82140
45	TRS45R	82147
50	TRS50R	82141
60	TRS60R	82142
70	TRS70R	82143
80	TRS80R	82144
90	TRS90R	82145
100	TRS100R	82146
110	TRS110R	82154
125	TRS125R	82148
150	TRS150R	82149
175	TRS175R	82150
200	TRS200R	82151
250	TRS250R	82152
300	TRS300R	82153

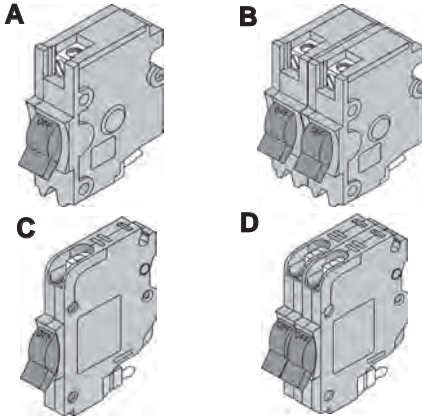


DIMENSIONS 250 VOLT FUSE					
Amps	A	B	C	D	E
1/2 to 30a	2"	9/16"			
35 to 60a	3"	1-1/16"			
70 to 100a	5½"	13/16"	1/8"	3/4"	1"
110 to 200a	7½"	1-9/16"	3/16"	1½"	1½"
225 to 400a	8½"	2-1/16"	1/4"	1½"	1½"
600a	10¾"	2-9/16"	1/4"	2"	2¼"

DIMENSIONS 600 VOLT FUSE					
Amps	A	B	C	D	E
0.2 to 30a	5"	13/16"			
35 to 60a	5½"	1-1/16"			
70 to 100a	7½"	1-5/16"	1/8"	3/4"	1"
110 to 200a	7½"	1-13/16"	3/16"	1½"	1½"
225 to 300a	11½"	2-9/16"	1/4"	1½"	1½"

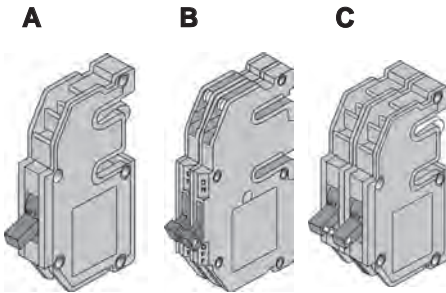
# CIRCUIT BREAKERS

## For Federal Pacific



Part No.	Style	Amps	Poles
UBIF15	(15) A	15	1 (thick)
UBIF20	(20) A	20	1 (thick)
UBIF30	(30) A	30	1 (thick)
UBIF220	(220) B	20	2 (thick)
UBIF230	(230) B	30	2 (thick)
UBIF240	(240) B	40	2 (thick)
UBIF250	(250) B	50	2 (thick)
UBIF260	(2P60) B	60	2 (thick)
UBIF015	(015) C	15	1 (thin)
UBIF020	(020) C	20	1 (thin)
UBIF030	(030) C	30	1 (thin)
UBIF0215	(0215) D	15	2 (thin)
UBIF0220	(0220) D	20	2 (thin)
UBIF0230	(0230) D	30	2 (thin)
UBIF0240	(0240) D	40	2 (thin)
UBIF0250	(0250) D	50	2 (thin)

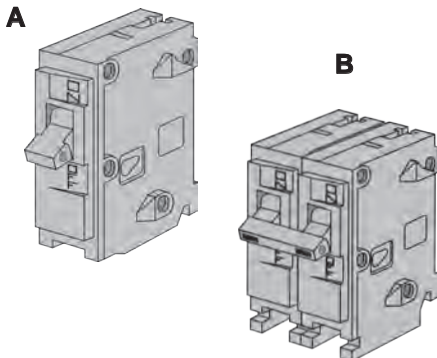
## For Zinsco



Part No.	Style	Amps	Poles
UBIZ15	(Q15) A	15	1
UBIZ20	(Q20) A	20	1
UBIZ30	(Q30) A	30	1
UBIZ1515	(R3815) B	15	1 (twin)
UBIZ2020	(R3820) B	20	1 (twin)
UBIZ3030	(R3830) B	30	1 (twin)
UBIZ220	(QC20) C	20	2
UBIZ230	(QC30) C	30	2
UBIZ240	(QC40) C	40	2
UBIZ250	(QC50) C	50	2
UBIZ260	(QC60) C	60	2
UBIZ2100	(QC100) C	100	2

## For Siemens

Replaces: American Switch, Bryant, Crouse-Hindes, GE(Full Size), I.T.E. Gould, Murray, Sylvania, Westinghouse

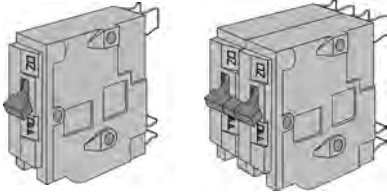


Part No	Amps	Poles	Style
Q115	15	1	A
Q120	20	1	A
Q130	30	1	A
Q140	40	1	A
Q150	50	1	A
Q215	15	2	B
Q220	20	2	B
Q230	30	2	B
Q240	40	2	B
Q250	50	2	B
Q260	60	2	B
Q2100	100	2	B

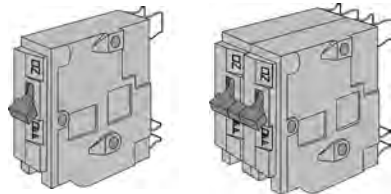
# CIRCUIT BREAKERS

1 and 2 Pole                      120 and 240 Volts  
**FOR RESIDENTIAL OR COMMERCIAL APPLICATIONS**

## For Square "D"



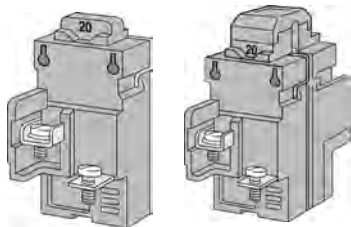
<u>Part No.</u>		<u>Amps</u>	<u>Poles</u>
<b>D115</b>	(MA-D115)	15	1
<b>D120</b>	(MA-D120)	20	1
<b>D130</b>	(MA-D130)	30	1
<b>D140</b>	(MA-D140)	40	1
<b>D150</b>	(MA-D150)	50	1
<b>D215</b>	(MA-D215)	15	2
<b>D220</b>	(MA-D220)	20	2
<b>D230</b>	(MA-D230)	30	2
<b>D240</b>	(MA-D240)	40	2
<b>D250</b>	(MA-D250)	50	2



**Square "D" & Square "D" Type  
 Homeline**

<u>Homeline</u>	<u>Amps</u>	<u>Poles</u>
<b>HOM115</b>	15	1
<b>HOM120</b>	20	1
<b>HOM130</b>	30	1
<b>HOM140</b>	40	1
<b>HOM150</b>	50	1
<b>HOM215</b>	15	2
<b>HOM220</b>	20	2
<b>HOM230</b>	30	2
<b>HOM240</b>	40	2
<b>HOM250</b>	50	2
<b>HOM260</b>	60	2

## For Pushmatic



<u>Part No.</u>		<u>Amps</u>	<u>Poles</u>
<b>UBIP115</b>	(P115)	15	1
<b>UBIP120</b>	(P120)	20	1
<b>UBIP130</b>	(P130)	30	1
<b>UBIP215</b>	(P215)	15	2
<b>UBIP220</b>	(P220)	20	2
<b>UBIP230</b>	(P230)	30	2
<b>UBIP240</b>	(P240)	40	2
<b>UBIP250</b>	(P250)	50	2
<b>UBIP260</b>	(P260)	60	2
<b>UBIP2100</b>	(P2100)	100	2

HVAC

# SURGE PROTECTION, DISCONNECTS & A/C WHIPS

## POWER DISTURBANCE PROTECTION

**Compressor Defender** protects compressors and circuit boards in residential and light commercial applications from brownouts, surges, and short cycles. **CD1-024R**



**AG3000**

Easy-to-install surge protector is the perfect add-on for HVAC equipment. It features unmatched surge protection ratings. **AG3000**



**CD1-024R**

## DITEK SURGE PROTECTOR



- Weatherproof enclosure
- Diagnostic LED provides positive indication of power, ground presence, and surge protection
- Automatically resets to handle multiple surge events
- Made in the USA
- Peak surge current 72,000 Amps/Phase
- Parallel connection for easy installation
- 120/240 VAC
- Response time less than 1 nanosecond

**PSP72KA**

## ECONOMY DISCONNECTS

Part No.	Amp	Fuse
<b>MA-WSFD30A</b>	30	fused
<b>MA-WSFD60A</b>	60	fused
<b>MA-WSNFD60A</b>	60	non-fused
<b>80308</b>	60	non-fused w/GFI

## 3 PHASE DISCONNECT

Part No.	Amp	Fuse
<b>MA60NF3</b>	60	non-fused



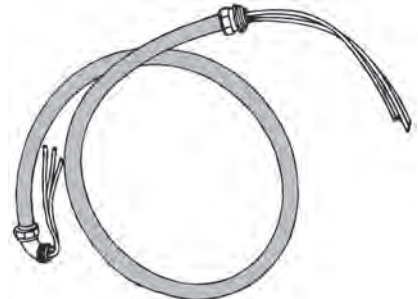
## AIR CONDITIONING WHIPS

1-straight + 1-90 connector

Part No.	Dia. x L	Wire
<b>MA4012W</b>	1/2" X 4'	#10 THHN
<b>MA4034W</b>	3/4" X 4'	#8 THHN
<b>MA6012W</b>	1/2" X 6'	#10 THHN
<b>MA6034W</b>	3/4" X 6'	#8 THHN

### With Plastic End Connections

<b>MAP4012W</b>	1/2" X 4'	#10 THHN
<b>MAP4034W</b>	3/4" X 4'	#8 THHN
<b>MAP6012W</b>	1/2" X 6'	#10 THHN
<b>MAP6034W</b>	3/4" X 6'	#8 THHN





# FAN & LIMIT CONTROLS

## Fan and Limit Controls for Universal Replacement

Used with gas or oil heating systems. Adjustable fan switch temperature and differential. Adjustable hi-limit. Suitable for line voltage circuits up to 240 volts, and for 24 volt circuits. Select correct element length below. All listed models have summer fan switch for "Fan On". For special models and quantity prices, contact your nearest ARMSTRONG WHOLESALER.



➔ **TWO QUALITY BRANDS IN STOCK** ➔

Element Length	<u>WHITE - RODGERS</u> Part No.	<u>HONEYWELL</u> Part No.
5"	5D51-35	L4064B2228
7.5"-8"	5D51-90	L4064B2236
11"-11.5"	5D51-78	L4064B2210


## COMPACT FAN & LIMIT CONTROLS

THESE COMPACT COMBINATION FAN & LIMIT CONTROLS MAY BE USED FOR EXACT REPLACEMENT FOR INDEPENDENT FAN OR LIMIT SWITCHES ON MANY FURNACES. THEY MAY ALSO BE USED TO REPLACE OTHER TYPES BY ADDING KIT NO. A4590-159. NO MANUAL "SUMMER SWITCH" ADJUSTABLE "FAN-OFF" SETTING FROM 90-120°F FOR FAN MOTORS UP TO 3/4 HP.

ADJUSTABLE LIMIT SETTING FROM 150-250°F.

STANDARD MODELS HAVE ADJUSTABLE DIFFERENTIAL FROM 25-60°F.

HEAT-ASSIST MODELS HAVE 24 VOLT, .08 AMP. BUILT-IN HEATER TO ASSURE FAN TURN-ON ABOUT ONE MINUTE (TEST 43-81 sec.) AFTER WALL THERMOSTAT CALLS FOR HEATING CORRECTS "SHORT-CYCLING" OF FAN MOTOR.

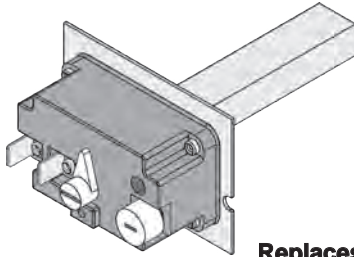


Part No.	Replaces Old Number	Type	Element Length
F558	FAL3C05TD120-250	Standard	3"
F559	FAL7C05TD120-250	Standard	7"
F560	FALTS57C05T120-250	Heat-Assist	7"
F561*	FALTS57C65T120-250	Heat-Assist	7"

\* SPECIAL HEAT SHIELD ATTACHED TO ELEMENT

# FAN & LIMIT CONTROLS

## CAMSTAT FAN CONTROLS FOR FURNACE MOTORS UP TO 3/4 HP.



### STANDARD TYPE

Adjustable Fan-off and differential settings provide a wide range for duplicating the original control temperatures. Select correct element length & width from the chart and order by Part Number.

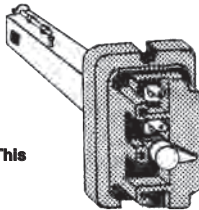
### HEAT-ASSIST TYPE

Built-in heater, 1A 24VAC, for assured fan turn-on in 30 to 60 seconds. Adjustable fan-off 80-110F. Corrects "Short-cycling" of fan motor. Element width 1".

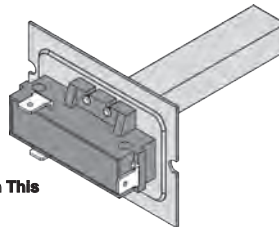
Part No.	Replaces Number	Type	Element	
			Width	Length
F564	F47-3TD-120-25C	Standard	7/16"	3
F565	F47-7TD-120-25C	Standard	7/16"	7"
F566	F47TS-3T-110	Heat-Assist	1"	3"
F567	F47TS-7T-110	Heat-Assist	1"	7"
F562	F214-12A-140-25C	Standard	11/16"	3"
F563	F214-13A-140-25C	Standard	11/16"	7"

## CAMSTAT LIMIT CONTROLS

Replace This



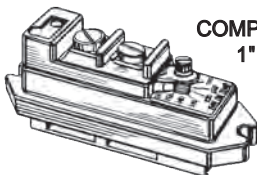
With This



Adjust temperature to match original control for exact replacement of hundreds of OEM Part Numbers. Models have Gold contacts for better performance in millivolt circuits as well as 24V and line voltage. Models are provided with a double-throw switch. Fixed differential is 30°F

Part No.	Replaces Number	Adjustable Temp. Range (F°)	Length
F569	L59-7BT250	120-250	7

## FLUSH MOUNT ADJUSTABLE THERMOSTATS



COMPACT  
1" X 3"


**Discontinued  
Limited To  
Quantities  
On Hand**

FAN CONTROL  
70° to 160°  
Part Number  
757-1 (71570)

LIMIT CONTROL  
110° to 200°  
Part Number  
758-1 (71572)

## HF110DC FURNACE THERMOSTAT

**HF110DC - Deep Cut Design  
Furnace Thermostat for Mobile Homes  
Closes at 110°F with 20° Differential**



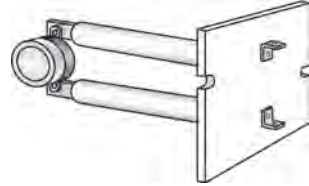
Thermostat extends 3/4" into furnace. SPST switch with 1/4" tab terminals. Mounting holes 1 5/8" center-to-center. Used on many mobile home systems.

# FAN & LIMIT CONTROLS

## GAS FURNACE LIMIT THERMOSTATS

Type 36T style thermostat, 3" board mount. Replacement for gas furnace limits, used since 1987. UL Recognized and CSA Approved.

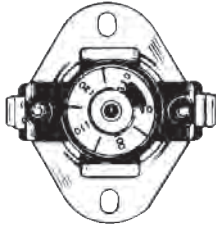
<u>Part No.</u>	<u>Replacement for</u>	<u>Opens</u>	<u>Closes</u>
HL501	Bryant HH12ZA174A Carrier HH12ZA176A, P331-2203	170°F	130°F
HL502	Lennox 26H6501 Carrier HH12ZA178A Goodman B1370001	180°F	150°F
HL503	Bryant HH12ZA189 Carrier HH12ZA193A, P331-2205	190°F	150°F
HL504	Bryant HH12ZA240 Carrier HH12ZA199A, HH12Z252A	240°F	160°F



## ADJUSTABLE THERMOSTATS

These 6 new Adjustable Thermostats provide replacement coverage for approximately 95% of the hundreds of different temperature ranges and styles used on dryers and heating equipment. Each AT Series thermostat can be adjusted up to 40° from the low to the high setting by rotating the adjustable pointer to the desired temperature on the dial.

### LIMIT CONTROLS - S.P.S.T.



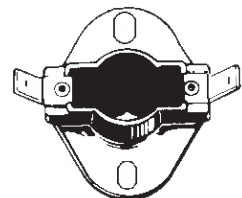
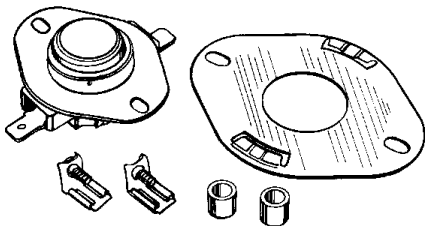
<u>Part No.</u>	<u>Range</u>	<u>Diff.</u>
AT12	L135-4 to L175-4	40°
AT13	L175-4 to L215-4	40°
AT14	L210-4 to L250-4	40°
AT15	L250-4 to L290-4	40°

### FAN CONTROLS - S.P.S.T.

AT21	F90-2 to F130-2	20°
AT22	F140-2 to L180-2	20°

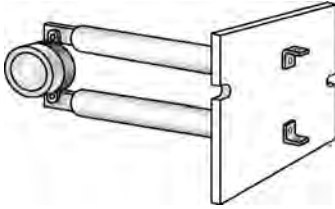
## HEATING THERMOSTATS For Air Stream or Surface Mount

<u>HF FAN SWITCH CLOSE ON RISE</u>			<u>HL LIMIT SWITCH OPEN ON RISE</u>			<u>MANUAL RESET LIMITS</u>	
<u>Part No</u>	<u>Temp. Setting(F°)</u>		<u>Part No</u>	<u>Temp. Setting(F°)</u>		<u>Part No</u>	<u>Temp.(F°)</u>
	<u>Cut-In</u>	<u>Cut-Out</u>		<u>Cut-In</u>	<u>Cut-Out</u>		<u>Cut-Out</u>
HF90	90	80	HL140	100	140	HM160	160
HF110	110	90	HL150	110	150	HM170	170
HF120	120	100	HL160	120	160	HM180	180
HF140	140	120	HL170	130	170	HM200	200
			HL180	140	180		
			HL190	150	190		
			HL200	160	200		
			HL230	190	230		
			HL250	210	250		



# LIMIT CONTROL SWITCHES

## PLENUM THERMOSTATS



Part No.	Open	Close	Board		Insertion
			Width	Height	Length
HL505	140	100	1.88	2.8	1.87
HL506	170	130	1.88	2.8	1.87
HL507	140	110	1.88	2.8	3.12
HL508	190	170	1.88	2.8	3.12
HL509	240	210	1.88	2.8	3.12
HL510	150	130	1.625	1.44	3.12
HL511	160	140	1.625	1.44	3.12
HL512	170	150	1.625	1.44	3.12
HL513	170	130	1.88	2.94	3.12
HL514	180	140	1.88	2.94	3.12
HL515	200	160	1.88	2.94	3.12
HL516	210	170	1.88	2.94	3.12
HL517	220	180	1.88	2.94	3.12
HL518	250	210	1.88	2.94	3.12
HL519	155	125	1.88	2.8	7.12

## AUTO RESET LIMITS 36TX11 SERIES - ROLLOUT SWITCHES

Part No.	Description	Cut-Out	Cut-In
LS140	Limit Switch	140	100
LS150	Limit Switch	150	110
LS160	Limit Switch	160	120
LS170	Limit Switch	170	130
LS180	Limit Switch	180	140
LS200	Limit Switch	200	160



## MANUAL RESET LIMIT 36TX16 - ROLLOUT SWITCHES

Limit Switch - Resettable

### REPLACEMENT FOR

Part No.	Cut-Out	Rheem	Nordyne	Goodman
RL130	130	47-22453-01		
RL135	135	47-22453.02		
RL220	220		626354	
RL230	230		626353	
RL240	240		626355	
RL250	250		626352	
RL260	260		626350	
RL300	300	47-22861-02	626343	
RL350	350			B13701-54

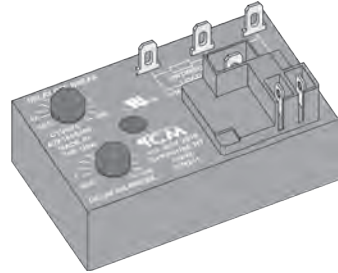




# FAN DELAY SWITCHES

## POST PURGE TIMER

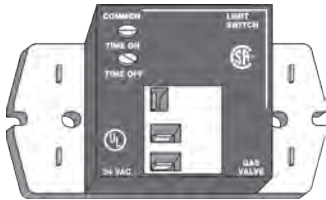
- ON delay lets air reach proper level prior to energizing fan
  - OFF delay purges ducts of residual air to increase efficiency
  - ON Delay: 1-180 seconds
  - OFF Delay: 12-390 seconds
- Upon closure of the initiate switch the delay on make period begins. Once complete, the load is energized and remains energized as long as the initiate switch is closed. When the initiate switch opens, the delay on break period begins. Once complete, the load is de-energized and all time delays reset.



**ICM251**

## BLOWER CONTROL FOR 80% FURNACES

Features time delay "on" and time delay "off" for solid state main blower control on gas fired furnaces. Adjustable "on" and "off" times 0 to 4 minutes.

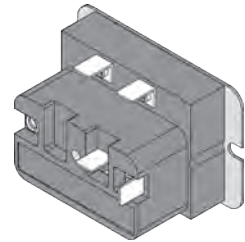


**BC7070**

## CAMSTAT S106 SERIES TIME DELAY RELAY

This Time Delay Relay is a device for use in controlling electric operating devices at a predetermined time interval after the heater is energized.

CONTROL CIRCUIT - 24V/.12 Amps  
 N.O. SWITCH 1 H.P.  
 N.C. SWITCH 1/2 H.P.



Part No.	Replaces Number	Switch Action	Timing In Seconds	
			Delay On Make	Delay On Break
F582	S106-1A45-75C	SPST-NO	30-50	60-90
F583	S106-1A50-40C	SPST-NO.	45-55	30-50
F585	S106-1A55-60C	SPST-NO.	50-60	45-75
F584	S106-1A40-100C	SPST-NO.	34-45	80-100
F586	S106-1B65-45C	SPDT	60-70	45-75

## ELECTRIC HEATER RELAY

- 22 Volt DC Coil
- Used with AMF(K,H)xxCxx heaters in ICP Air Handlers

Continuous Coil Voltage 395  
 Pick-Up Min. 215  
 Pick-Up Max. 225  
 Drop Out Max. 120  
 Replaces: ICP 1084529, 111001922  
 Potter & Brumfield T92

**PR1922**



# SOLID STATE TIMER CONTROL

## DUTY CYCLE TIMERS



**Part No.**

**ICM305**  
(minutes)

**ICM306**  
(seconds)

**Features and Applications**

- Reliable duty cycle timer ideally suited for defrost applications.
- Suitable for process equipment or applications requiring intermittent delays.
- Switch-settable time delays
- Digital timing accuracy.
- Reliable solid state output.
- Epoxy-encapsulated for greater reliability.
- ICM305: time delay in minutes.
- ICM306: time delay in seconds.
- On time starts at powerup
- 2" x 3" package

**Specifications**

- 18-240 VAC
- 1 amp
- 10 amp inrush
- Time Delay: ICM305
- Switch-settable from: 1-1,023 min. in 1 min. intervals.
- Time Delay: ICM306
- Switch-settable from: 1-1,023 sec. in 1 sec. intervals.

## CONTROL BYPASS TIMER



**Part No.**

**ICM175**

**Features and Applications**

- Designed to bypass a low pressure switch or other device during startup.
- Ideal for low ambient startups.
- Key component for "winter start" kits.
- Helps to reduce nuisance lockouts.
- Universal AC voltage operation.
- Knob-adjustable time delays.
- Epoxy-encapsulated circuitry.
- Compact 2" x 2" package

**Specifications**

- 18-240 VAC
- 50/60 Hz.
- 1 amp maximum
- 40 ma minimum
- 10 amp inrush
- Knob-adjustable time delays: 10-1,000 sec.

**Replaces: Mars 32395 and Supco TDP68**

## OFF DELAY TIMER



**Part No.**

**ICM253**

**Features and Applications**


- UL873 recognition for compressors applications.
- Post-purge fan delay timer.
- OFF delay purges ducts of residual air at the end of the heating/cooling cycle.
- Interrogation delay eliminates nuisance trips due to thermostat bounce/tampering.

**Specifications**

- 18-240 VAC
- 1 amp maximum
- 40 ma minimum
- 10 amp inrush
- Adjustable time delays: 10-1,000 sec. 12-390 sec.

**Replaces: Mars 32393 and Gemline IC216**

## SOLID STATE IMPEDANCE / LOCKOUT RELAY



**Part No.**

**ICM220**

**Features and Applications**

- UL 873 recognition as compressor controller.
- Low cost lockout relay
- Helps eliminate nuisance lockouts typical of Series 84 & 93 impedance relays.
- Ideal for use with safety/interlock switches.
- Replaces impedance relays Series 84 & 93

**Specifications**

- 18-240 VAC
- Frequency: 50/60 Hz
- Power Consumption: 2 watts max@lockout
- Relay: 1 form C
- Contacts: 2 amps @ 30 VAC resistive

# LINE VOLTAGE WALL THERMOSTATS

## Honeywell LineVoltPRO™ Thermostats 240 Volt



**TL7235A1003**

**Digital**  
On-Demand Backlight

**TL8230A1003**  
**7-Day Programmable**  
On/Off Switch  
On-Demand Backlight



### DIGITAL THERMOSTAT FOR LINE VOLTAGE APPLICATIONS

Designed to control electric heating systems such as baseboard heaters, radiant floors, radiant ceilings and convectors.

- Digital Non-Programmable
- 2-Wire Non-Polarized
- For Electric Heating up to 4000W
- Simple configuration menu to activate options
- Prevents temperature swings can maintain a set temperature to within 0.1°C (1°F)
- 25% larger lighted LCD display for better low-light viewing with great contrast.
- 50% Larger Characters for Easier Reading

**1E65-144**



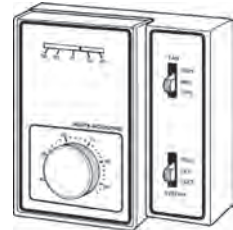
### FAN COIL THERMOSTAT

Fan direct control of line voltage valves & motors on fan coil units with manual change over and 3 speed fan.

System switch - cool-off-heat fan  
switch -high - med - low

Mounts on 4"x4" junction box  
replaces Honeywell T694B.

**1A11-2**



**LOW-COST  
FOR ELECTRIC  
HEAT**

**CEMCO**

**22 AMP**

Multivoltage 120V, 208V, 240V, 277V. Max load resistive 7.2 amps, inductive 8 Fla @ 120V and 4 Fla at higher voltages. Mounts directly to standard vertical outlet box. May be used for heating only, cooling only, or heating-cooling with remote change over switch (manual or automatic).

**WHITE-RODGERS  
THERMOSTAT  
1A10-651**



**SWITCHING  
SUBBASE  
S29-21**

**Part No.**

**ET5S1** Single Pole  
**ET5D1** Double Pole

### Exclusively For Contractors

- Ambient Temperature Display
- Positive OFF Switch (4 Wire Model)
- Simple Single Dial Control
- No Batteries Necessary
- Great For Baseboard Heaters
- Heat Only
- Mercury Free
- Non Programmable



<b>Part No.</b>	<b>Description</b>
<b>T501ML2</b>	2 Wire
<b>T501ML4</b>	4 Wire Positive OFF Switch

**PRO**

HVAC

# SMART & TOUCH SCREEN THERMOSTATS

## Supco

### Fused Multi Jumper with Selector Switches



**Quickly bypass any low voltage thermostat regardless of terminal style. Comes with everything you need to locate low-voltage shorts and eliminate compressor short cycling.**

- 6-Alligator Clips, 6-Magnetic Tips, 6-Jumper Leads, 6-Self Piercing Insulation Tips
- For use on low voltage circuits only (0-30VAC/DVC)
- Four types of interchangeable tips: spade, alligator clamps, magnetic tips & self-piercing

- Innovative selector switches to activate leads/circuits of your choosing at any time
- No batteries required - powered by the low voltage in the A/C unit
- Rugged unit has a rubberized boot, a magnet and fold-out hook for convenient mounting
- Will never short out- contains a resettable popper fuse

### T4 Pro Programmable

- Single Stage
- Program Modes:
  - Manual / Not Programmed, 5-2
  - Programmable, 7-Day Programmable, 5-1-1
- 1 Heat/1 Cool Heat Pumps, 1 Heat/1 Cool Conventional Systems
- Battery (2 AA) or Hardwired 24 VAC
- 2¾" LCD Screen
- Push-Button Control
- Fan Function: Cycled, Continuous

**TH4110U2005**  
**\$62.15 Ea.**



**TH6220WF2006**

### Wi-Fi T6 ProSeries

#### T6 Pro Multi-Stage 2 Heat/2 Cool Programmable

The T6 Pro Smart Thermostat can:

Program your weekly schedule - or enable the geofencing feature (a defined area that enables software to trigger a response when a mobile device enters or leaves that particular area) to respond to your active lifestyle. When you come and go, your temperature settings will automatically adjust based on your location. No need to predict your schedule up front.

- Compatible with most heating, cooling, and heat pump systems
- Required: 24 VAC power ("C" wire) Input: 24 V ~ @ 60 Hz, 1 A
- Android or iOS Smartphone or Tablet Compatible
- Program Modes:
  - 5-1-1 Programmable,
  - 5-2 Programmable,
  - 7-Day Programmable,
  - Geofencing
  - Manual / Not Programmed
- 2¾" Touch Screen
- Fan Function: Cycled, Continuous



# SMART & TOUCH SCREEN THERMOSTATS

## Honeywell

Honeywell's Wi-Fi thermostats allow remote access to the thermostat through a computer, tablet, or smart phone with Honeywell's Total Connect Comfort Service.

### Wi-Fi T6 ProSeries

- Selectable to 7-Day or Non-programmable thermostat.
- Large display size 5.09 sq. in.
- Up to 3 Heat/2 Cool Heat Pumps
- Up to 2 Heat/2 Cool Conventional Systems
- Switch Positions (System)  
HEAT-OFF-COOL-AUTO-EM.HEAT
- Switch Positions (Fan) - AUTO-ON
- Sensor Element - Thermistor
- Differential Temperature (F)  $\pm 1^{\circ}\text{F}$
- Changeover - Auto/Manual Selectable
- Electrical Ratings - 20 to 30 Vac



**TH6320WF2003**

### WiFi 9000 Color Touchscreen Thermostat



**TH9320WF5003**

- Selectable to 7-Day or Non-programmable thermostat.
- Large display size 8.06 sq. in. Color Touchscreen
- Customize the screen color to match any décor
- Up to 3 Heat/2 Cool Heat Pumps
- Up to 2 Heat/2 Cool Conventional Systems
- Switch Positions (System)  
HEAT-OFF-COOL-AUTO-EM.HEAT
- Switch Positions (Fan)  
AUTO-ON-CIRC-FOLLOW SCHEDULE
- Tri-Lingual Display (selectable for English, French or Spanish)
- On-line scheduling or Locally at thermostat
- Changeover - Auto or Manual
- Electrical Ratings - 20 to 30 Vac

- Effortless menu-driven programming
- Universal Application works w/conventional heat & heat pump systems 1H/1C
- Large backlit display shows room temp, set temp, & current time all at once
- Separate programming for each day of the week - 4 periods per day
- Program retained in memory in if power outage
- Change reminders for filters & low batteries

**TH8110R1008**

1 Heat + 1 cool



# Sensi™ UNIVERSAL Wi-Fi THERMOSTATS

## EASY TO INSTALL & CONNECT:

Features illuminated easy-click terminals and in-app instructions.

## CONTRACTOR-ON-CALL:

Puts contractor e-calling card at customer fingertips

## SMART HOME COMPATIBLE:

Works with Amazon Alexa, Google Assistant, Apple HomeKit (c-wire required), and Samsung SmartThings smart home platforms.

## HD COLOR TOUCH SCREEN:

The high-definition color display features easy-to-read temperatures and intuitive menus.

## CIRCULATING FAN:

Air circulation may improve indoor air quality by helping to regulate temperature and prevent buildup of particles and mold.

## MULTI THERMOSTAT CONTROL:

Easy management for schools and light commercial applications.

## HUMIDITY CONTROL:

Help homeowners stay comfortable with humidification/dehumidification control.

## GEOFENCING:

Temperatures change automatically, based on the location of the homeowner's smartphone.

## SMART ALERTS:

Notifies customers of extreme temperature and humidity levels.

## SAVE ABOUT 23% ON HVAC ENERGY\*:

By adjusting the temperature using flexible scheduling, remote access, and geofencing, Sensi customers saved about 23% on HVAC energy usage.



**WI-FI**



**1F87U-42WF**

**1F95U-42WFB  
Black**

**1F95U-42WF  
White**

Stages: • 2/2 Heat/Cool • 4/2 Heat Pump • Gas/Oil/Electric • 24V Hardwired • Auto DST Adjust  
• Auto-Changeover • Circulating Fan • Dual Fuel Controls • EMR Early Start Program  
• Humidity Control • Keypad Lockout • Permanent Memory • Energy Star Certified

### **Key Pad w/ Battery Backup**

**1F87U-42WF** Sensi™ Universal Wi-Fi Thermostat

### **Touch Screen - 3-Wire Zone**

**1F95U-42WF** Sensi™ Touch Smart Wi-Fi Thermostat - White

**1F95U-42WFB** Sensi™ Touch Smart Wi-Fi Thermostat - Black

# TOUCHSCREEN THERMOSTATS

## 90 Series BLUE™ Touchscreen

### Standard Features:

- Large 12-square-inch touchscreen display – largest in the industry.
- Extra-large touch keys for easy operation.
- Universal Dual-Powered – choice of battery-powered or hardwired with battery back-up.
  - Automatic daylight savings option.
- Universal – choice of 7 day, 5/1/1 day programmable or non-programmable
  - Audible feedback
- Programmable fan.
  - Circulator fan cycling.
- 3 wire zone valve.
  - Remote sensing indoor/outdoor.
- Patented Cool Savings.
  - Enhanced security settings.



### Stages Heat/Cool Auto

Part No.	Program Days	Program Periods/Day	Single Stage	Multi Stage	Heat Pump	Change Over	Remote Sensor
1F95-1277	7, 5+1+1, 0	4, 2, 0	1/1	2/2	3/2	YES	*
1F95-1291	7, 5+1+1, 0	4, 2, 0	1/1	2/2	4/2	YES	*
1F97-1277	7, 5+1+1, 0	4, 2, 0	1/1	-	3/2	YES	*

\* ORDER F145-1328 SENSOR IF NEEDED

## 90 Series Universal BLUE™ 6" Display

### BLUE™ Commercial

- Pre-occupancy purge and/or programmable fan
- Economizer/damper control output
- Remote sensing indoor and at the thermostat
- Keypad lockout – total or partial
  - Auto Change Over

### Stages Heat/Cool

Part No.	Program Days	Program Periods/Day	Single Stage	Multi Stage	Heat Pump	Remote Sensor
1F95-0680	7, 5+1+1, 0	4, 2, 0	1/1	2/2	4/2	*



### BLUE™ EASY READER

- Super-Large Numbers & Letters Easy to view without glasses.
- Dual Fuel with Logic Feature (No outdoor sensor required)
- Simple One-Button One Function Operation.
- Hardwired or Battery Powered

Part No.	Days	Periods/Day	Stage	Stage	Pump	Sensor
1F95EZ-0671	7, 0	4, 2, 0	1/1	2/2	4/2	NO



HVAC

### BLUE™ 6"

- Programmable Fan Control
  - Keypad Lockout
- Dual Fuel with outdoor sensor
  - Furnace filter change reminder
- Hardwired or Battery Powered with power stealing assist

Part No.	Days	Periods/Day	Stage	Stage	Pump	Sensor
1F95-0671	7, 5+1+1, 0	4, 2, 0	1/1	2/2	4/2	*



# 80 Series WALL THERMOSTATS

## Selectable Programming

- For maximum flexibility, choose from 7 Day, 5+1+1 Day or Off on all programmable models
- Dual Fuel Standard on All Staging Models
- Industry proven algorithms adjust automatically to satisfy a call for heat the most efficient way based on the system configuration.
- No outdoor sensors or settings required.
- A fossil fuel kit may be added if user selectable balance point settings are desired.

## Battery or Hardwire

- Permanent program retention during power loss
- Optional continuous display light (with "C wire")
- 2 replaceable AA batteries provided

## Comfort and Convenience

- Auto heat/cool changeover option on Universal models
- Keypad Lockout
- Room temperature display can be recalibrated up to +/- 5°
- Maintains room temperature to within +/- 1°F
- Select from ° F or ° C
- Adjustable filter change reminders
- A/C compressor protection

## Thermostat Display

- Backlight Button – for easier low-light viewing
- Optional Continuous Display Light (with "C wire")


## Energy Performance

- Energy Aware qualified
- Energy savings up to 30%

**White-Rodgers™**




**EMERSON™**  
Climate Technologies



**1F85U-22PR Universal**

Part No.	Stages Dual (H/C) Fuel	Selectable Program	Program Periods	Application	Filter Change Reminder	
1F85U-42PR	4H / 2C	√	7, 5-1-1 or None	4 or 2	Universal	√
1F85U-42NP	4H / 2C	√			Universal	
1F85U-22PR	2H / 2C	√	7, 5-1-1 or None	4 or 2	Universal	√
1F85U-22NP	2H / 2C	√			Universal	
1F83H-21PR	2H / 1C	√	7, 5-1-1 or None	4 or 2	Heat Pump	√
1F83H-21NP	2H / 1C	√			Heat Pump	
1F83C-11PR	1H / 1C		7, 5-1-1 or None	4 or 2	Conventional	√
1F83C-11NP	1H / 1C				Conventional	



**1F83H-22NP Heat Pump**



**1F83C-11NP Heat Pump**



# WALL THERMOSTATS

## COMFORT-SET 70

### FEATURES:

- Battery powered for maximum compatibility.
- Large 1.2 sq in LCD with backlight.
- Fossil fuel or electric heat compatible.
- Classic White color.
- Selectable Celsius or Fahrenheit temperature display. **1F78-151**
- 24 Volt or Millivolt
- Soft-touch keypad
- Maintains room temperature differential within +/- 1°



**1F78-144**

### Stages

<u>Part No.</u>	<u>Programming</u>	<u>Heat/Cool</u>
<b>1F78-144</b>	Non-Programmable	1/1
<b>1F78-151</b>	5+2 Day Program	1/1
<b>1F79-111</b>	Heat Pump	2/1

### VERTICAL

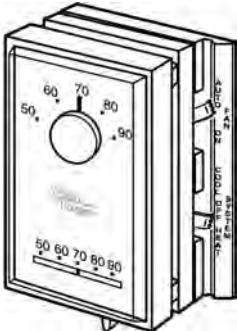
<b>1E78-140</b>	Non-Programmable Heat Only	1/0
<b>1E78-144</b>	Non-Programmable	1/1
<b>1E78-151</b>	5+2 Day Program	1/1



**1E78-140**

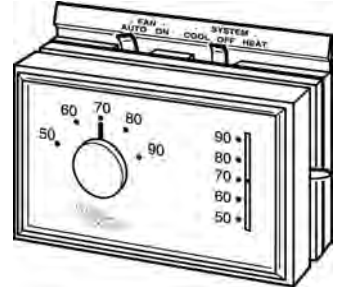


**1E78-151**



### White-Rodgers Mercury-Free Universal Replacement Mechanical Thermostats

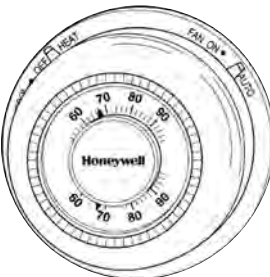
- Replacement for Hundreds of White-Rodgers and Competitive Models Installed During the Past 50 Years
- Enclosed Contacts for Increased Reliability and Accuracy
- Horizontal and Vertical Models for 24V, 3-Wire Zone Single Stage and Millivolt Applications



<u>Part No.</u>	<u>Voltage</u>	<u>Description</u>
<b>1E56N-444</b>	24	Vertical Heat/Cool with Heating or Cooling
<b>1F56N-444</b>	24	Horizontal Heat/Cool with Heating or Cooling
<b>1E30N-910</b>	24	Vertical Heat Only

### Honeywell "The Round" Mercury Free Wall Thermostats

Standard of the heating industry for many years the Honeywell "Round One" is now improved by being designed mercury free. Electronic switch replaces mercury for environmentally friendly performance. Available in a special large scale easy to see model, as well as the popular types shown below. The heating - cooling subbase is used with gas or oil heating and electric cooling.



<u>Part No.</u>	<u>Voltage</u>	<u>Description</u>
<b>T87K1007</b>	24	Heating
<b>T87N1000</b>	24	1 Heat / 1 Cool
<b>T87N1026</b>	24	1 Heat / 1 Cool - Large - Easy to See

# PRO1 WI-FI THERMOSTATS



**Easy Setup:** The quickstart guide will walk the homeowner through the WI-FI linking procedure.



**Smart Grid Capable:** Works with many utility incentive programs.



**Control From Anywhere:** Monitor and control your HVAC system anywhere using your computer, smart phone or tablet.



**WIFI Optional:** All thermostats are fully functional without internet access. Unknown network password? New construction? No problem.



**Active Alerts:** Receive alerts from anywhere. High and low temp. limits, connection status, and more.



**Energy Star Certified:** Smart thermostats that earn the ENERGY STAR label have been independently certified, based on actual field data, to deliver energy savings.

# PRO1



## 8 Sq. In. Touch Screen Display Wi-Fi Thermostat

- 7 Day Programmable
- Non-programmable
- Hardwire Only
- Heat 2 Cool (2 stages for conventional heat)
- 5 Heat, 3 Cool Heat Pump with emergency heat compatible
- 5/1/1 Programmable
- Light Commercial
- Dual Fuel Capable

Terminals: Rh, Rc, C, D, S1, S2, Y, Y2, W/E, W2, H, G, B, O

### T855iSH

## Wired Remote Sensors (Thermistors)

Can be wired to any Pro1 wired sensor capable thermostat.

### R251S

#### Wired Indoor Remote Sensor

This accessory allows you to sense temperature anywhere.

### R250S


#### Wired Outdoor Or Slab Sensor

This accessory allows you to sense temperature anywhere. It can be used as an outdoor sensor or as a slab (floor) sensor!



## T150 Thermostat Guard

Commercial strength locking thermostat cover guard. Can install without removing the existing thermostat.



## T119 Wall Cover Plate

Cover up wall marks when updating thermostats. Heavy-duty plastic plate fits on all Pro1 sub-bases Fits inside the T150 Thermostat Guard.

# PRO1 WALL THERMOSTATS

## 7 Sq. In. Display Wi-Fi Thermostat

- Blue backlight
- Separate heating and cooling swing (cycle rate) adjustments
- Room temperature calibration adjustment
- Easy wire color coded terminal blocks
- Mounts on wall or junction box
- Programmable Through App
- Glow in the dark light button
- Universal sub-base
- Hardwire Only
- 5 year warranty



### T701i

- Single Stage
- 1 Heat, 1 Cool Conventional

### T721i

- 2 Heat, 1 Cool Heat Pump
- 1 Heat, 1 Cool Conventional

## 7 Sq. In. Display Wireless Universal Thermostat

### T751

- Improved blue back light
- 5 minute compressor delay protection (selectable on or off)
- Adjustable setpoint limits
- Separate heating and cooling swing (cycle rate) adjustments
- Room temperature calibration adjustments
- Easy wire color coded terminal blocks
- Mounts on wall or junction box
- Universal
- Up to 2 Heat 2 Cool Conventional
- Up to 3 Heat 2 Cool Heat Pump
- Glow in the dark light button
- Universal sub-base
- Battery or 24v power
- Non-Programmable



## Wireless Remote Thermostat

### R751WO

- Occupancy Sensor
- Used as an Accessory with the T755WHO
- Universal
- Up to 2 Heat 2 Cool Conventional
- Up to 3 Heat 2 Cool Heat Pump
- 7 Sq. In. Display
- Non-Programmable

## Wireless Universal (Optimized for PTAC's)

- Up to 1 Heat 1 Cool Conventional
- Up to 2 Heat 1 Cool Heat Pump
- Battery or Hardwire
- Non-Programmable



### Part No.

T731W

T731WO

### Description

Wireless Universal

With Occupancy Sensor

# PRO1 WALL THERMOSTATS

## 4 Sq. In. Display Non-Programmable

# PRO

- Blue backlight
- Easy access battery compartment
- Electric or Gas configurable
- Separate heating and cooling swing (cycle rate) adjustments
- Room temperature calibration adjustments
- 5 minute compressor delay protection (selectable on or off)
- Easy wire color coded terminal blocks
- Mounts on wall or junction box
- Glow in the dark light button
- 5 year warranty
- Universal sub-base
- Battery or 24v power



**T701, T771**

- 1 Heat 1 Cool
- Single Stage

**T701**

- 1 Heat Only or 1 Cool Only
- Heat only or Cool only applications
- Set point limits (meets building codes for garage applications)
- Easy access battery compartment
- Single Stage

**T771**



**T721**

- 2 Heat 1 Cool
- Heat Pump with Emergency Heat Compatible
- Multistage

**T721**

## 4 Sq. In. Display

### 7 Day or 5/1/1 Programmable

- 1 Heat 1 Cool
- Single Stage

**T705**

- 2 Heat 2 Cool
- Multistage

**T715**



**T705, T715, T725**

- 2 Heat 1 Cool
- Heat Pump with Emergency Heat Compatible
- Multistage

**T725**



# PRO1 WALL THERMOSTATS

## 7 Sq. In. Display

- Up to 2 Heat, 2 Cool Convnetional
- Up to 3 Heat, 2 Cool Heat Pump with emergency heat compatible
- 7 Day, 5/1/1 or Non-Programmable
- Adjustable Setpoint Limits
- Battery or Hardwire
- Programmable Fan

### T755

- Up to 2 Heat, 2 Cool Convnetional
- Up to 3 Heat, 2 Cool Heat Pump with emergency heat compatible
- 7 Day, 5/1/1 or Non-Programmable
- Compatible With Wired Remote Sensors R250 & R251
- Battery or Hardwire
- Dual Fuel Capable

### T755S



### T755, T755S



Comes with the module and thermostat in one box, everything needed to make it a wireless thermostat.

- Humidity Control
- Occupancy Sensing
- Up to 2 Heat, 2 Cool Convnetional
- Up to 3 Heat, 2 Cool Heat Pump with emergency heat compatible
- 7 Day, 5/1/1 or Non-Programmable
- Compatible With Wired Remote Sensors R250 & R251
- Compatible With R751WO Wireles Thermostat
- Dual Fuel Capable

### T755WHO

## 8 Sq. In. Touch Screen

### 7 Day or 5/1/1 Programmable or Non-Programmable



- Easy menu driven programming
- Intuitive wake, leave, return, sleep programming icons
- Blue backlight
- Programmable fan
- Separate heating and cooling swing (cycle rate) adjustments
- Room temperature calibration adjustment
- Heating & cooling setpoint limits
- 5 minute compressor delay protection (selectable on or off)
- Filter change indicator(selectable on or off)
- Easy wire color coded terminal blocks
- Universal sub-base
- Battery or 24v power
- Auto Changeover
- Glow in the dark light button
- Electric or Gas configurable
- Keypad lockout
- Mounts on wall or junction box
- 5 year warranty

- 1 Heat 1 Cool
- 7 Day Programmable
- Terminals: Rh, Rc, C, Y, W, G, B, O
- Single Stage
- 5/1/1 Programmable
- Non-programmable

### T805

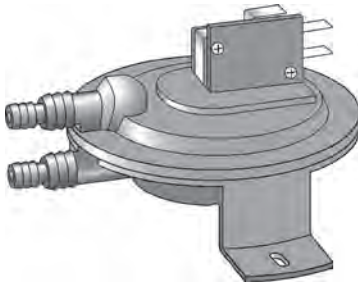
- 3 Heat 2 Cool (2 stages for conventional heat)
- Heat Pump with emergency heat compatible
- 7 Day Programmable
- Terminals: Rh, Rc, C, Y, ,Y2, W/E, W2, G, B, O
- Light Commercial
- Non-programmable

### T855

# AIR SENSING SWITCHES

Both models are provided with an SPDT switch that can be actuated by positive or negative pressure, or by pressure differential. They are U.L. and C.S.A. approved. Provided with mounting hardware and an adjustment tool for easy installation and calibration.

## 2374 SERIES ADJUSTABLE AIR SENSING SWITCHES



### SPECIFICATIONS

Electrical rating:

- 5 amp noninductive 120-277 VAC,
- 5 amp noninductive 28 VDC, 1 amp pilot duty 120 VA
- Maximum pressure .5 PSI
- Ambient temperature -40°F to 190°F (-40° to 88°C)
- Operating (mounting position) diaphragm vertical
- Switch SPDT • Electrical connections 1/4" spade
- Air sample line connectors 1/8", 1/4" or 3/8" tubing


Part No.	Set Point Range
2374-495	.25 TO 1.0" W.C.
2374-498	1.0 TO 4.0" W.C.
1003687	1/8 ID 24" Red Pressure Hose
1149483	1/4 ID Pressure Hose

Parts  
Connect®

Parts  
Connect®



PS000



PS221



770-1



PS400



PS460



PS606

Part No.	Description	Range	Temp. Range	Rating
PS000	Field Adj.	0.10" to 10.0" wc.	-40F to 190F	1/10hp@120-277VAC
PS221	Fixed Set Pt.	On Press. Rise At 0.05±0.02"w.c.	-40F to 180F	15 Amps noninductive 277VAC
770-1	Field Adj.	0.05"wc To 12.0"wc.	-40F to 180F	300VA Pilot Duty
PS400	Field Adj.	0.15"wc To 5.0"wc.	-40F to 180F	115-277VAC 60Hz
PS606	Universal Air Flow Sample Probe & Tubing Kit			

# H.V.A.C. INSTALLATION ACCS.

## HEAT/COOL DRYOUT THERMOSTAT & LOW AMBIENT CUTOFF SWITCH

Low cost, single setpoint thermostats intended for use as temporary devices to provide heating or cooling to allow drywall to dry during construction. They also can be used as a low ambient cutoff switch. Two wire installation. Input voltage 18 to 30 VAC. Output 2 amp.

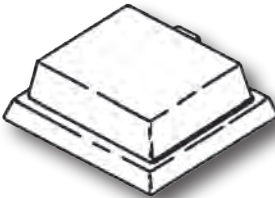


Part No.	Temp Range	Heat/Cool
SC055	55°F ±5°	Cool
SC060	60°F ±5°	Heat
SC065	65°F ±5°	Heat
SC070	70°F ±5°	Heat
SC075	75°F ±5°	Cool

### THERMOSTAT GUARDS

#### STAT-GARD® THERMOSTAT

Guards are made of field tested and resistant LEXAN®. They are designed to allow superior air flow to thermostat which provides lag free operation.



Dimensions-Inches		Inches		Part No.
Wall Space	Relief	Inside		
8-11/32 X 7-9/16	2¾	6½ X 5¼		SG1001
9¾ X 7¾	3½	7¼ X 5¾		190-068
All Metal	3½	7¼ X 5¾		700223

### THERMOSTAT WIRE

18 gauge solid copper thermostat wire is supplied in full rolls only. Available from 2 to 10 color-coded conductions. Order rolls by Part No.

Wire Color Code

- 1 - red
- 2 - white
- 3 - green
- 4 - blue
- 5 - yellow
- 6 - brown
- 7 - orange
- 8 - black
- 9 - pink
- 10 - purple

#### STANDARD

Roll	Length	Wires	Part No.
500 FEET		2	ATC1825
		3	ATC1835
		4	ATC1842
250 FEET		5	ATC1852
		6	ATC1862
		7	ATC1872
		8	ATC1882
		10	ATC18102

#### PLENUM RATED

Roll	Length	Wires	Part No.
500 FEET		2	ATC1825P
		3	ATC1835P
		4	ATC1842P
250 FEET		5	ATC1852P
		6	ATC1862P
		8	ATC1882P

**CALL  
FOR  
CURRENT  
PRICE**



### Mini-Split Installation Wire

Part No.	Gauge	Type	Length	Description
<b>Corra/Clad MC Cable: 600V, UL, NEC 330 Direct Burial</b>				
84470	14/3	Solid	50'	Corra/Clad MC W/connector
84471	14/3	Solid	250'	Corra/Clad MC
<b>Compact 600 Cable: 600V, UL, UV Rated, Direct Burial</b>				
84473	14/4	Solid	50'	Compact 600
84474	14/4	Solid	250'	Compact 600
84479	14/4	Stranded	50'	Compact 600
84475	14/7	Stranded	250'	Compact 600
<b>Shielded Low Voltage Cable: 300V, NEC 725/800, ETL, CMR/CL3R</b>				
84476	18/2	Stranded	50'	BC Shielded
84478	18/4	Stranded	50'	BC Shielded

**CALL  
FOR  
CURRENT  
PRICE**

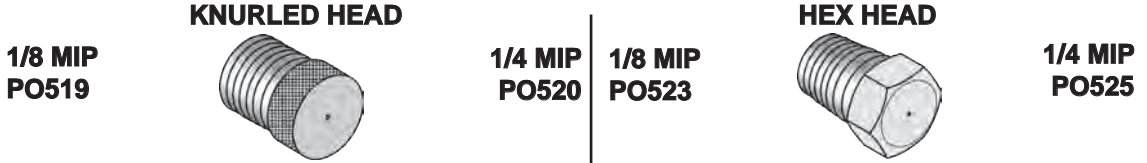


# BURNER ORIFICES

## PLUG ORIFICES FOR MAIN BURNERS

These popular orifices are used on water heaters, cooking equipment, clothes dryers and space heating. All are centered drilled with number 72 drill (except pipe plug blanks). Plugs must be re-drilled with the proper bit to suit each application.

### MALE PIPE TAPERED BLANK



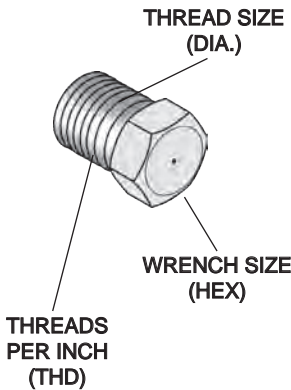
### SMALL PLUG ORIFICES

PREDRILLED #72 - USER MUST REDRILL



### HEX HEAD PLUG ORIFICES

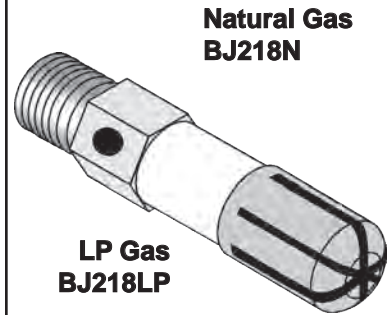
PREDRILLED #72 - USER MUST REDRILL



THREAD SIZE (DIA.)	Dia.	Thd.	Hex	Part No.
	1/4	28	1/4	PO508
	1/4	32	5/16	PO515
	5/16	24	5/16	PO530
	5/16	27	3/8	PO529
	5/16	32	5/16	PO533
	11/32	27	3/8	PO531
	11/32	32	3/8	PO518
	3/8	32	7/16	PO538
	7/16	24	1/2	PO543
	7/16	27	1/2	PO511
	1/2	24	9/16	PO554
	1/2	27	9/16	PO556
	9/16	18	5/8	PO557
	9/16	27	9/16	PO558
	5/8	27	11/16	PO559

### SLOTTED CAP JET

- 1/2" HEX  
- 1/4" COMP. (7/16 - 24)



### MI-100K ORIFICE REBUILD KIT

With this rebuild kit a service man can renew 80 to 90 percent of all burner orifices.



- 1.) Remove old orifice
- 2.) Ream old orifice with sizing reamer.
- 3.) Insert adapter in hole
- 4.) Use driving tool to position new adapter
- 5.) Use crimping tool to secure adapter
- 6.) Drill adapter to proper orifice size.


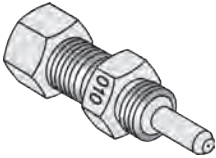

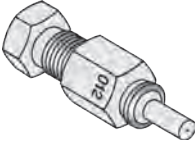

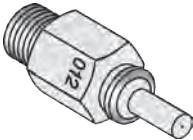

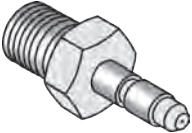
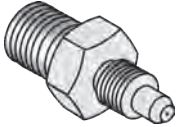



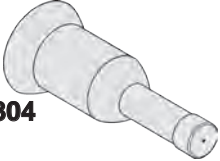
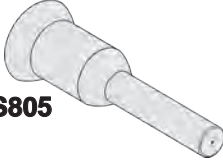



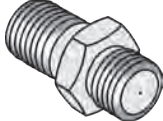


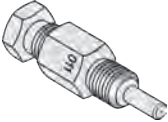
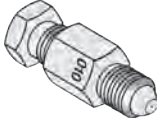



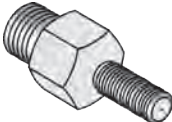
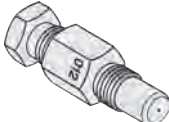


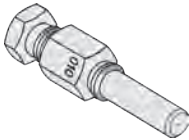
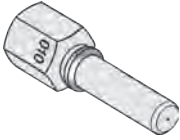

Part No.	Description
MI100K	KIT
MI100	ADAPTER

Kit includes all tools needed to assemble MI100 adapter and 100 MI100 adapters.



# PILOT ORIFICES

MUST INDICATE NATURAL OR L.P. GAS

 <b>BA701</b>	 <b>BA702</b>	 <b>BA703</b>	 <b>BA718</b>
 <b>BA719</b>	 <b>BA720</b>	 <b>GE751</b>	 <b>GE752</b>
 <b>GE753</b>	 <b>GE757</b>	 <b>RS801</b>	 <b>RS803</b>
 <b>RS804</b>	 <b>RS805</b>	 <b>RS806</b>	 <b>RS807</b>
 <b>RS813</b>	 <b>RS818</b>	 <b>RS820</b>	 <b>RS821</b>
 <b>MH851</b>	 <b>MH854</b>	 <b>MH856</b>	 <b>MH857</b>
 <b>MH858</b>	 <b>PS677</b>	 <b>WR900</b>	 <b>WR901</b>
 <b>WR902</b>	 <b>WR903</b>	 <b>WR904</b>	 <b>WR905</b>


HVAC

# ORIFICE DRILL BITS & MANOMETERS

## HAND DRILL SET

**KTD01C**

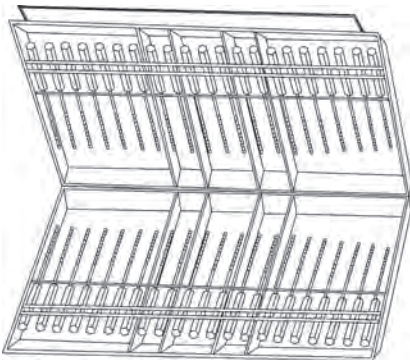
Includes: Drill plus 12 drill bits, wire gauge sizes 52-74. Great for drilling out orifices. Bits store in handle.



## BROACHES FOR CLEANING PILOT BURNERS

Tiny tapered reamers measure from .003" to .013"  
Package of one dozen - Order No. **GB3015**

### GAUGING DRILL SETS



Durable heavy gauge plastic case with clasp. Contains set of 41 gauging drills, sizes 40 thru 80, and one (1) taper broach. Easy drill replacement.

**GDK4080** (plastic case)

Same as G4080 except with 20 drills, size 19 to 39.


**GDK1939**

### DIRECT READING MANOMETER

For checking gas pressures to ranges, water heaters, dryers and furnaces.

**78075**


Reads gas pressures from 0" to 14" water column.



### DUAL SCALE PRESSURE GAUGE

Dual scale gas pressure gauge reads 0" to 35" water, 0 to 20 oz. PSI.

**78060**



### DUAL DIGITAL MANOMETER

Isolate difficult pressure problems in natural gas and propane systems with the DDM55 dual input Digital Manometer. Providing a differential measurement, the DDM55 accurately tests for leaks in low-pressure gas systems and more.

#### FEATURES/BENEFITS

- Dual input
- Resolution to 0.01"
- 11 Units of Measure
- LCD Display w/ Backlight
- 9 V Battery Included
- Range: -55.0 to +55.0 In. Water Column
- Provides Differential Measurements
- Data Hold
- Auto Power Off
- Soft Carrying Case Included

#### APPLICATIONS

- Confirm Pressure Switch Operation
- Set Delivery Pressures
- Regulator Adjustments
- Leakage Tests

**DDM55**



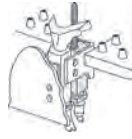
# PILOTS

## BASO J SERIES MULTI-MOUNT UNIVERSAL PILOT BURNER

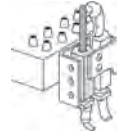
- Mounting bracket on all four sides.
- 3 tapped holes in each bracket end for vertical adjustment.
- A natural and LPG orifice supplied.
- Nuts and bolts furnished in each package.



**J999MKA2**



**J999MYA2**



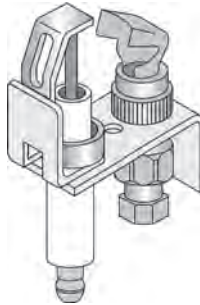
**J999MHA2**

### IGNITOR - SENSOR Q345A SERIES

Nonprimary-aerated combination pilot burner and ignitor. Used with the S86, S860, S8610 or S8670 in intermittent pilot systems.

- Includes pilot burner with bracket, ceramic-insulated Kanthal flame rod/spark ignitor and ground strap. Natural gas orifice.

**NOTE!** Tip Position For Proper Number



**\*TRADELIN** models.

Order Number	Tip Style
--------------	-----------

\*Q345A1305




\*Q345A1313



\*Q345A1321



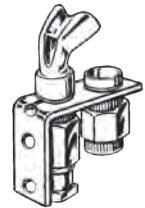
### PILOT BURNERS - NATURAL OR LP GAS



**Robertshaw  
1810-100**  
1/4" or 3/16" tubing

#### Honeywell Q314A4586


General purpose burner with fit-all mounting bracket 1/4" tubing inlet.




### NAT-LP CONVERTIBLE REGULATORS

150 to 200,000 BTU  
(Max. inlet pressure 1/2" PSI)

**NAT 4" WC - LP 10" WC**  
**1/2" Pipe In & Out**  
**ERPR1**  
(4600S0001, 4080-032)



**3/4" Pipe In & Out**  
**ERPR4**  
(4600S0004, 4080-035)

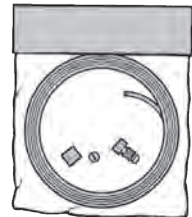


### ALUMINUM PILOT TUBE KIT

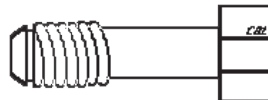
#### INCLUDES

- 5' - 1/4" tube
- 1 - 1/4" male nut
- 1 - 1/4" female nut
- 1 - 1/4" ferrule

**AT14-5**



### LONG BREAK-A-WAY FERRULE



**4590-816**

### REACH-IT Telescoping Match Holder



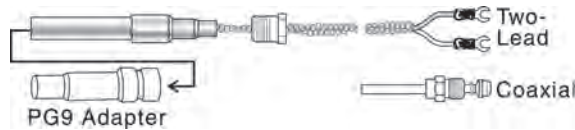
- Allows you to light with complete safety from ignition flash back
- Handy pocket size only 5 inches. Extends To Over 22 Inches
- Spring loaded jaws hold match for hard to reach pilots..

**TCT25**

# GENERATORS & PILOTSTATS

## PILOT GENERATORS

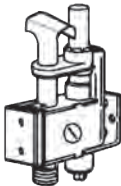
500-750 MV  
For all types with  
round generator.



Standard  
32" Leads

<u>Manufacturer</u>	<u>Features</u>	<u>Part No.</u>
Robertshaw	With PG9 Sleeve	<b>1950-001</b>
Honeywell	With PG9 Sleeve	<b>Q313A1170</b>
Robertshaw	Coaxial	<b>1951-536</b>

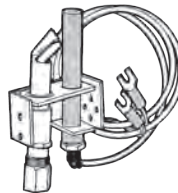
### GENERAL PG-9 750 MV



Complete burner and generator assemblies for the popular PG-9. Two way flame pattern replaces many other types.

**PG9A27JTL022**  
Natural & L.P. gas

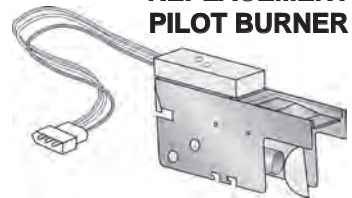
### ROBERTSHAW 750 MV



Replaces many pilot & generator assemblies.

Part No.  
**1820-009** 90°Right  
**1820-019** 90°Left

### REPLACEMENT PILOT BURNER



Developed specifically to replace the Carrier/BDP LH680 005(3-wire) and LH33JZ 053 (2-wire) pilot burner assemblies which have been sold exclusively by Carrier/BDP for over 20 years.

**1830-620**



### PILOTSTATS - MANUAL RESET PILOT SWITCHES

Provides main burner shut down on loss of pilot flame. Will replace C434A These wall-mounted burner safety switches break the main burner circuit on pilot failure. Used with a standard thermocouple (30MV). Main burner circuit may be line voltage or 24 volts.

**L62AA-5 PENN**

## GAS VALVES FOR VENT FREE HEATERS, GAS LOGS & FIREPLACES

Part No.                      Description

### **630 Euro Thermostatic Gas Valves - ODS Metric Thermocouple**

**0630504\*** NG/LP 3/8 NPT (098237-01,04, 098522-01,03,04,05,06)

**0630535\*** NG/LP Comp (098237-05,06, 101329-14,22,25,26,30,31)

**0630544\*** NG/LP Comp (098237-06, 098522-15,22,23,26)

**0630545\*** NG/LP Comp (098237-08, 098522-10-13,16,18,24,25,28,30)

**\* Replace Blank Rate Screw With Rate Screw from Old Valve**

### **SIT 820 NOVA Millivolt Gas Valve**

#### ODS Metric Thermocouple


**0820643** NG 1/2"-3/8" NPT (0820658, 103781-01, 14D0647)

**0820642** LP 1/2"-3/8" NPT (0820657, 103781-02, 14D0648)

#### Standard Thermocouple Vented Appliances

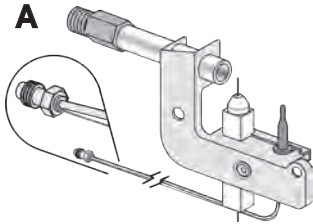
**0820652** NG 3/8" NPT (14389, 37D0117)

**0820651** LP 3/8" NPT (14390, 37D0118)



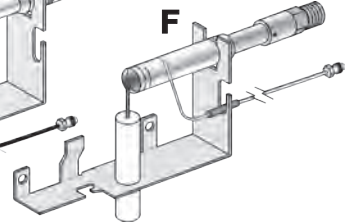
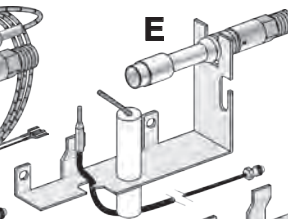
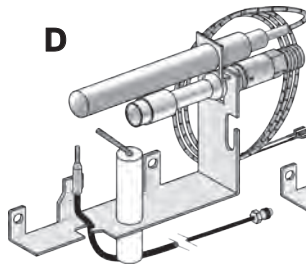
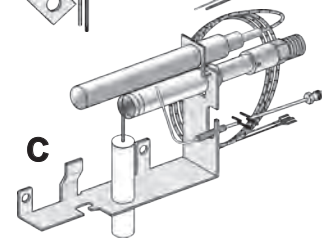
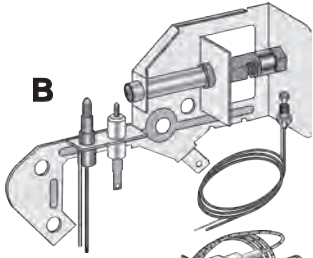


# VENT FREE HEATER, GAS LOG & FIREPLACE PARTS



## ODS PILOT ASSEMBLYS

<u>Part No.</u>	<u>Length Thermocouple</u>	<u>Gas</u>	<u>Pic</u>
103042-01	12" Single Wire	NG	A
120630-01	32" 2-Wire (4"-7" WC)	NG	A
110803-03	32" 2-Wire (181614S)	NG/IR	B
103778-01	34" 1-Wire Millivolt	LP	C
103779-01	34" 1-Wire Millivolt	NG	D
88164	34" 1-Wire	NG	E
88165	34" 1-Wire	LP	F



## THERMOCOUPLES, ODS

<u>Part No.</u>	<u>Length/Description</u>
181955	24" Single Wire Metric Threads
181975	39" Single Wire Metric Threads
110186-01	33" 2-Wire with Clip Metric Thd.
120790-01	30" 2-Wire Metric Threads

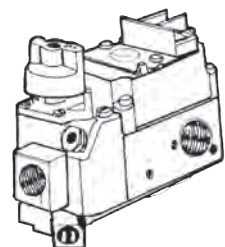


## PIEZO IGNITOR

134770 Piezo Electric Spark Generator

## LOW PROFILE GAS VALVES

**Part No. Description**  
**710-508** 7000MVRLC 3/8" x 3/8" Straight Thru  
**710-511** 7000MRB-5-LC 1/2" x 3/8" 3-Pos. Outlets  
 Has special quick dropout safety magnet. Use with pilot assembly 1819-001



# FLAME SENSORS

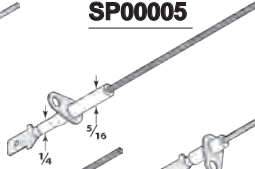
**SP00401, SP00009**  
26" Lead 1/4" FE  
**SP105**



**SP00004**  
**SP00101**



**SP104**  
**SP00005**



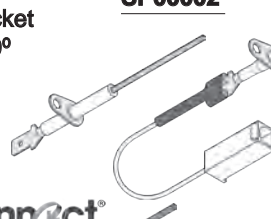
**SP00006**  
**SP00012**  
**10-681**



**SP00001**  
Bracket  
90°



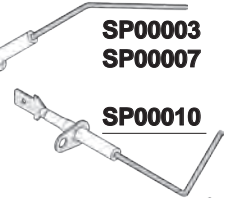
**SP00002**



**SP00008**  
Larger  
Bracket



**SP00003**  
**SP00007**



**SP00010**



**SP00011**  
3/16" Male



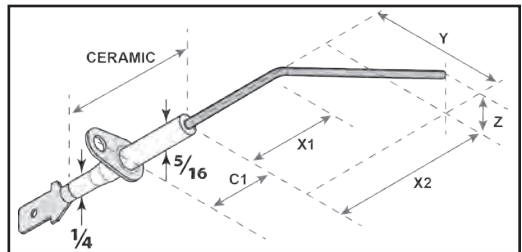
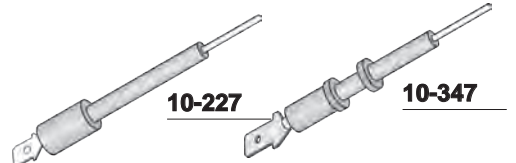
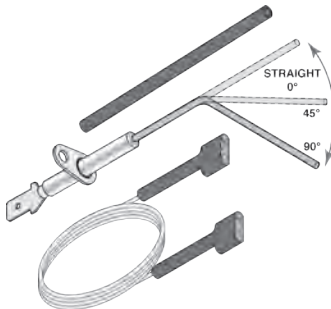
## 790-843A1 UNIVERSAL FLAME SENSOR

- Rod can be bent or cut to replace over 120 parts

- High temperature rod withstands 2200°F

- Protective sleeve included for bending the rod

- 30" lead wire with 1/4" & 3/16" quick-connect terminals included

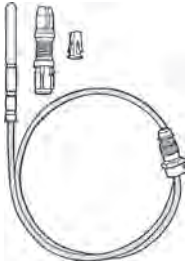


Part No.	OEM	OEM PN	Ceramic	C1	X1	X2	Y	Z
<b>SP00401</b>	RS=10-760	WR=760-401	1.5	0.875	3.0		26" Lead 1/4" FE	
<b>SP104</b>			1.0	0.4375	3.625			
<b>SP105</b>	Air Con Tech	AIC71075	1.5	0.875	2.0		18" Leads	
<b>SP00001</b>	YORK	025-27773-700	1.0	0.375	2.5			
<b>SP00002</b>	ICP	1380687	1.5	0.875	2.0			
	YORK	025-25434-700						
<b>SP00003</b>	CARRIER	LH680014	1.5	0.75	1.25	2.0	1.75	0.75
<b>SP00004</b>	CARRIER	LH680013	1.5	0.75	3.23			
<b>SP00005</b>	CARRIER	LH33WZ516	2.0	0.75	3.25			
<b>SP00006</b>	CARRIER	LH680012	1.5	0.75	1.25	2.0	1.75	
<b>SP00007</b>	CARRIER	LH33WZ515	1.5	0.75	1.25	2.0	1.75	
<b>SP00008</b>	GOODMAN	0130F00010	1.0	0.4375	2.0			
<b>SP00009</b>	ICP	1380679	1.5	0.875	2.0		26" Lead 1/4" FE	
<b>SP00010</b>	RHEEM	62-23543-01	1.5	0.75	1.75	-	0.875	0.875
<b>SP00011</b>	YORK	025-30788-700	2.75	2.375	1.75		3/16" Male	
<b>SP00012</b>	TRANE	30NX12	-	0.88	1.214	-	1.34	1.489
<b>SP00101</b>	NORDYNE	903600	0.85	3.25				
<b>10-227</b>	S1 Sensor w/ 1/4" Q.C.		-	-				
<b>10-347</b>	S2 Sensor for Thermopile		-	-				
<b>10-681</b>	CARRIER	LH33WZ511	-	-				

# THERMOCOUPLES

## ROBERTSHAW'S

### 1980 series Snap-Fit™ Universal Thermocouple



Part No.	Length
1980-018	18"
1980-024	24"
1980-030	30"
1980-036	36"

Part No.	Length
1980-048	48"
1980-060	60"
1980-072	72"

Old style 1970 "ZIP-TIP" style Thermocouples are still available.

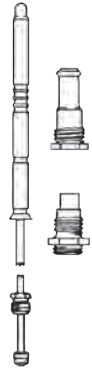


## Honeywell

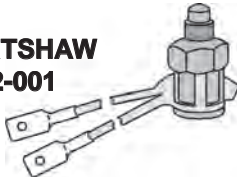
Part No.	Length
Q340A1066	18"
Q340A1074	24"
Q340A1082	30"
Q340A1090	36"
Q340A1108	48"

### Thermocouples by JOHNSON CONTROLS K19 "SUPER SLIM JIM™"

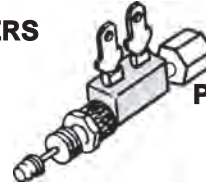
Part No.	Length
K19AT-18	18"
K19AT-24	24"
K19AT-30	30"
K19AT-36	36"
K19AT-48	48"
K19AT-60	60"
K19AT-72	72"



### ROBERTSHAW 1922-001



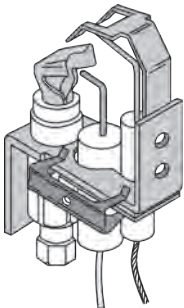
### THERMOCOUPLE ADAPTERS For HIGH-LIMIT SWITCH Two Popular Styles Are Available



### PENN-BASO Y99AN1

## HONEYWELL

## HOT SURFACE IGNITION SENSOR



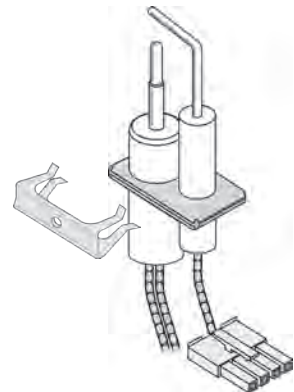
Smart Valve™ System pilot burners provide pilot flame ignition and sensing for the SV9500/SV9600 Systems. They consist of a replaceable ignitor-flame rod assembly, bracket assembly, pilot target, ground electrode, orifice assembly, compression fitting and springclip. The ignitor lights the pilot burner. The flame rod proves the pilot flame and the pilot flame lights the main burner.

**1149856** Complete Assembly  
**Q3400A1024** Ignitor & Sensor

### IGNITOR FOR SMART VALVE™ SYSTEM

Replaces:  
Q3400A1024  
Q3400A1040  
1009524

**IG9500**  
(AFN643  
MM643)



## FLAME SENSOR CLEANER

## FSC10

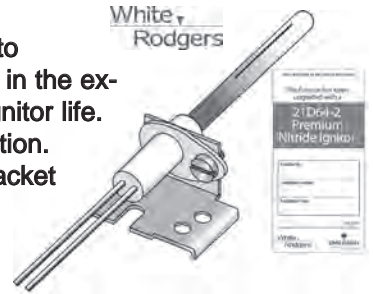
Handy flame sensor cleaner useful in any service technician's tool kit.  
• Easily clean sensors • Prevents false starts • Convenient key ring

# HSI IGNITORS


## 21D64-2 PREMIUM NITRIDE IGNITOR

Upgrades silicon carbide integrated or non-integrated systems to long-lasting and durable nitride. The nitride ignitor is connected in the existing HSI system, ensuring consistent performance and long ignitor life. The 21D64-2 kit includes everything needed for a quick installation.

- Nitride Ignitor with 15.5" Leads
- One "Universal" Mounting Bracket and Screw
- Manufacturer Cross-Reference
- Nitride Upgrade Furnace Label
- Mounting Adapter Bracket
- 2 Ceramic Wire Nuts
- Instruction Booklet



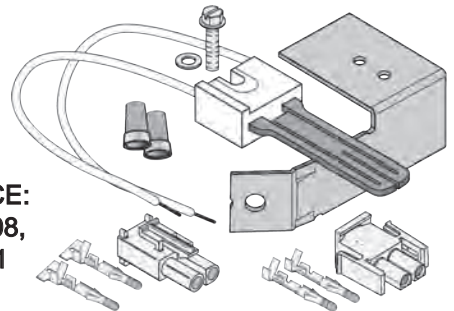
### PC21D64-44 UNIVERSAL NITRIDE IGNITOR 120V UPGRADE KIT



**PC21D64-44**

### PCIG402K UNIVERSAL FLAT SILICON CARBIDE IGNITOR

#### PCIG402K



WILL REPLACE:  
41-402, 41-408,  
41-410, 41-411

Parts  
Connect®

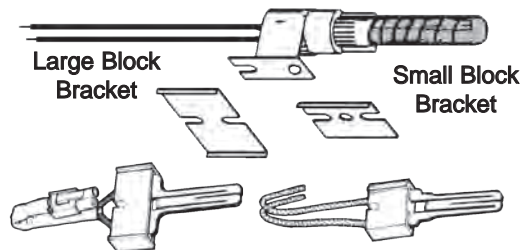
## UNIVERSAL IGNITOR

### WILL REPLACE:

**41-402, -403, -405, -407, -408, -409, -410**

This special ignitor and bracket kit will **replace over 70 part numbers** for this style ignitor. This kit can be used to replace both the narrow (1 1/4") and wide (2") porcelain block Norton furnace ignitors. Boxed complete with instructions.

• **Excellent Truck Stock Item!**



Large Block  
Bracket

Small Block  
Bracket

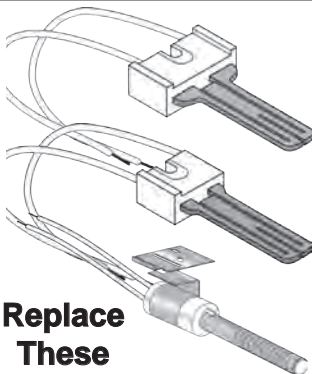
**AF1000** (IG1000)

## 120V UNIVERSAL IGNITOR KIT

**Will Replace: 41-402, -403, -405, -407, -408, -409, -410**

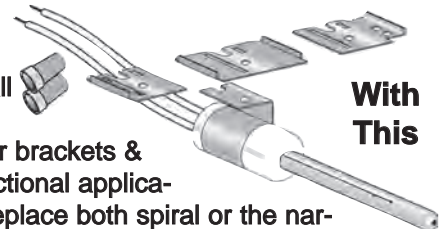
Replaces most Silicon Carbide HSI Igniters. Compatible with all 17, 34, & 45 second warm-up modules. Use available adapter brackets & kits to expand the areas of functional applications. This kit can be used to replace both spiral or the narrow (1 1/4") and wide (2") porcelain block Norton furnace ignitors .

**Replace  
These**



Parts  
Connect®

**AFN067** (CMS067)



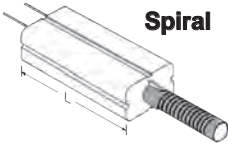
**With  
This**



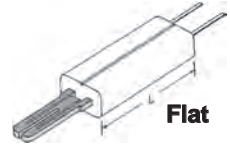
# HSI IGNITORS

Parts  
Connect®

## IGNITOR FACTS

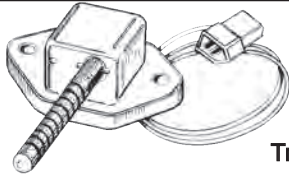


**Spiral**



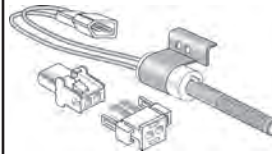
**Flat**

Spiral ignitors are often more expensive than the comparable flat ignitors. However, with 46% more surface area, the spirals generally degrade at a slower rate; usually spiral ignitors can be expected to give more years of satisfactory service than flat ignitors. Range, dryer, and furnace ignitors are not interchangeable.



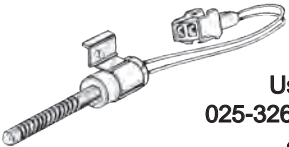
**AF100**  
(IG100)

Used On  
Trane Package Units



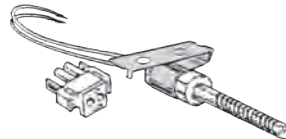
**AF101**  
(IG101)

Used on Nordyne  
Intertherm, Miller, York,  
LuxAire & Others  
Replaces: FC007, 902661



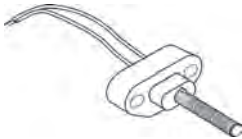
**AF102**  
(IG102)

Used On York Units  
025-32626-000, 373-05342-700  
473-125009-001

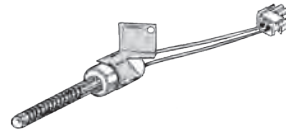


**AF104**  
(IG104)

Used on Nordyne  
Repl: FC047C, 903110



**AF106**  
(IG106)

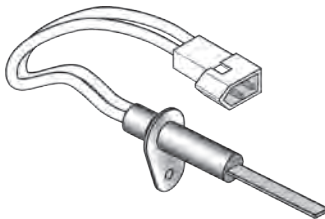


**AF107**  
(IG104)

Used on Goodman  
Repl: B14010-15S

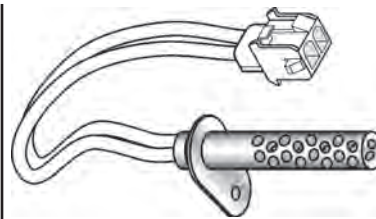
## GAS FURNACE MINI-IGNITORS

- Made of a unique, Non-porous, High strength, propriety material
- 3 second heat up time
- Small Size
- 120Volt



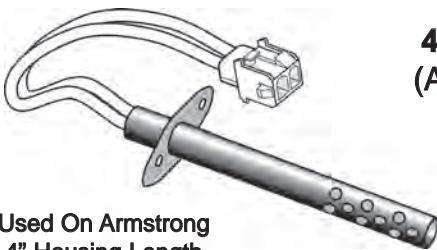
**41-602**  
(AF602)

Used On  
Amana



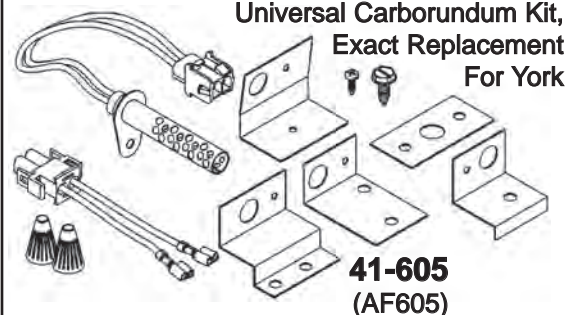
**41-603**  
(AF603)

Used On  
York  
2.5" Housing  
Length



**41-604**  
(AF604)

Used On Armstrong  
4" Housing Length




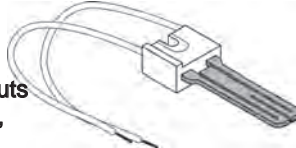
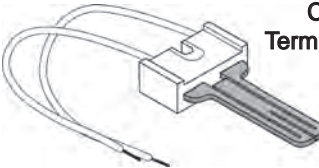
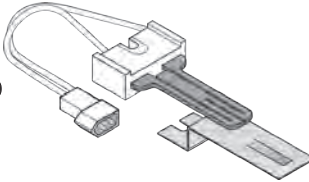
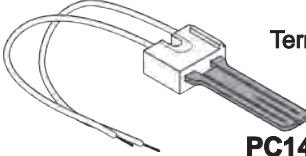

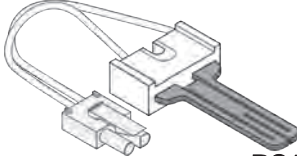
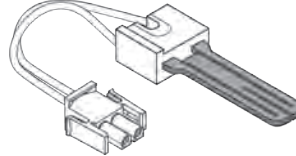
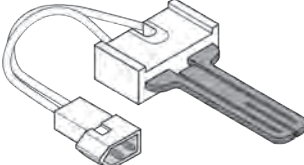
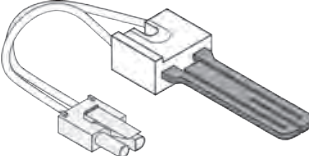
Universal Carbide Kit,  
Exact Replacement  
For York

**41-605**  
(AF605)

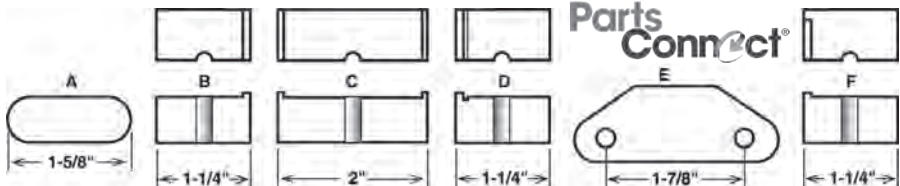
HVAC

# FLAT NORTON 41- SERIES HSI IGNITORS

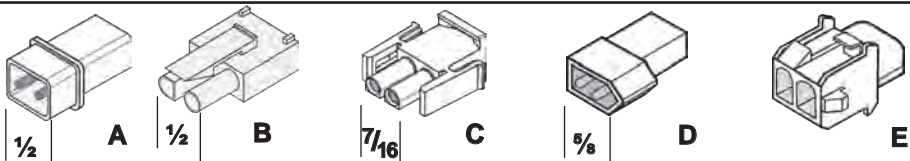
## Flat Norton 41- Series

 <p><b>PC1401 (41-401)</b></p>	<p>Ceramic Block = A Terminal Style = A Replaces: 201A &amp; 271A Goodman B1336102 Rheem 625019</p> <p>Ceramic Block = B Terminal Style = Wire Nuts Replaces 201N &amp; 201W, 271N &amp; 271W Rheem 625021 Trane IG23</p>  <p><b>PC1402 (41-402)</b></p>
 <p><b>PC1403 (41-403)</b></p>	<p>Ceramic Block = C Terminal Style = Wire Nuts Replaces 271M Heil 1380654 Trane IGN26, IGN30</p> <p>Ceramic Block = C Terminal Style = D Replaces 271M Rheem 1096048 Weil McLain 511-390-190</p>  <p><b>PC1404 (41-404)</b></p>
 <p><b>PC1405 (41-405)</b></p>	<p>Ceramic Block = D Terminal Style = Wire Nuts Replaces 271D York 025-27766-000</p> <p>Ceramic Block = E Terminal Style = Wire Nuts Replaces 271Y Weil McLain 511-330-193</p>  <p><b>PC1406 (41-406)</b></p>
 <p><b>PC1407 (41-407)</b></p>	<p>Ceramic Block = C Terminal Style = B Replaces 271 Trane B144676P02, IG30</p> <p>Ceramic Block = B Terminal Style = C Replaces 271N Rheem 62-22441-01 62-22868-92 Trane IGN0034</p>  <p><b>PC1408 (41-408)</b></p>
 <p><b>PC1409 (41-409)</b></p>	<p>Ceramic Block = C Terminal Style = D Replaces 271N Carrier LH33ZS001, 2, LH33ZS003, 4 Rheem 625020 Trane IG26</p> <p>Ceramic Block = B Terminal Style = B Replaces 271N Rheem 65015 Trane B144676P01</p>  <p><b>PC1410 (41-410)</b></p>

### CERAMIC BLOCK CHART FOR IGNITORS



### TERMINAL BLOCK CHART FOR IGNITORS

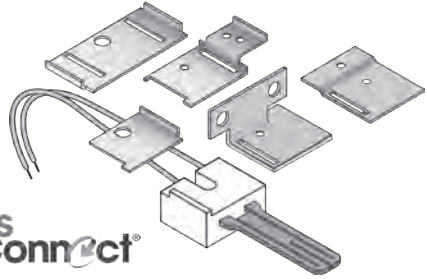


# FLAT NORTON 41- SERIES HSI IGNITORS

IG4000 (AN1090, DS001KA)

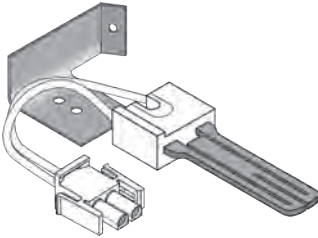
## UNIVERSAL IGNITOR

This special ignitor and bracket kit will **replace over 70 part numbers** for this style ignitor. This kit can be used to replace both the narrow (1¼") and wide (2") porcelain block Norton furnace ignitors. Boxed with 5 brackets.



IG4000 (AN1090, DS001KA)

Parts Connect®



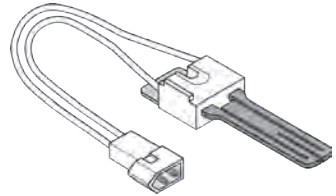
Ceramic Block = B  
Terminal Style = C

Replaces 271N  
Rheem 62-22868-82  
Trane IGN0054

PC1411 (41-411)

Ceramic Block = F  
Terminal Style = D

Replaces 271NM  
ICP 1009604  
Rheem 65024



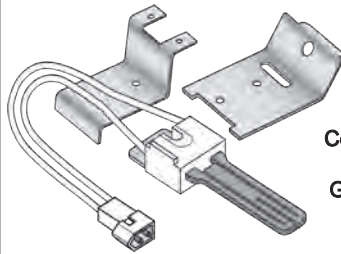
Parts Connect® PC1412 (41-412)



Round Block  
Quick Disconnect  
Terminals

Replaces 201C

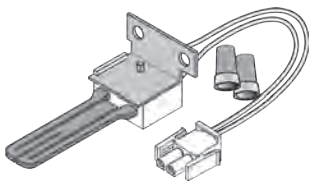
41-413



Ceramic Block = F  
Terminal Style = D

Replaces 271NM  
Arcoair Heil  
Comfortmaker Tempstar  
1096048  
Goodman B14010-15S

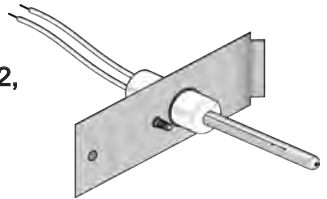
41-414



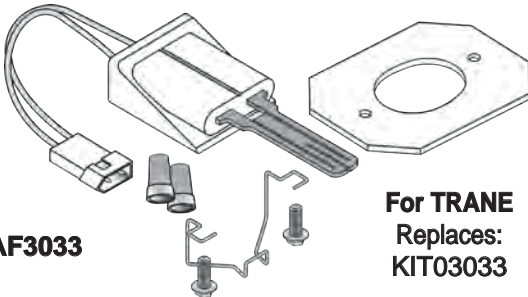
Ceramic Block = B  
Terminal Style = C  
Janitrol Goodman  
B1401018S  
Modine 5H75032A

PC1418 (41-418)

For CARRIER  
Replaces:  
LH33ZS001A, 002,  
003, 004



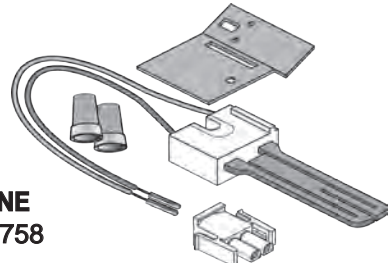
CM601



For TRANE  
Replaces:  
KIT03033

AF3033

For NORDYNE  
Replaces: 903758



AF758

# SILICON NITRIDE IGNITORS

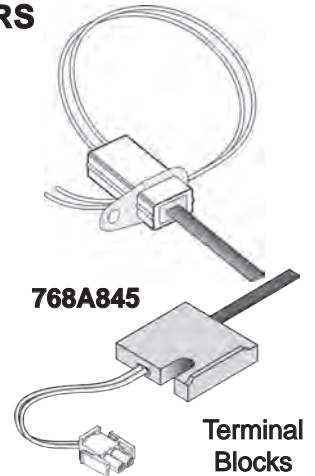
## 80 Volt SILICON NITRIDE IGNITORS

### Features Include:

- AMP terminal receptacles with female sockets
- White Teflon coated leads • 54mm ignitor element length
- Steatite insulator with or without steel zinc plated mounting tabs

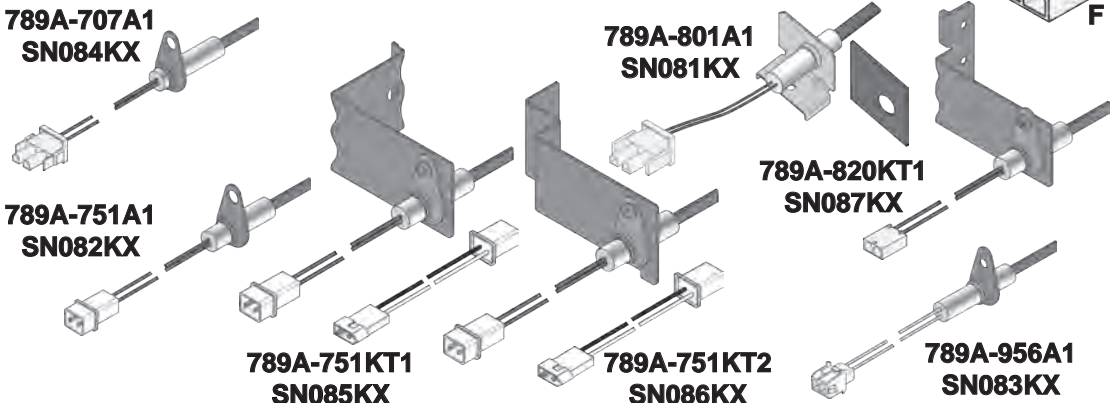
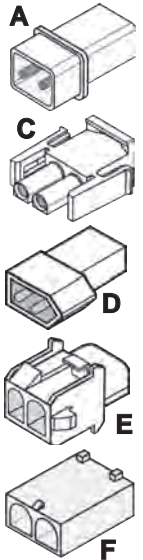
**Electrical Rating: 80V, Frequency 50/60Hz, 92 Watts**

Part No.	W/R No.	OEM	OEM Part No.	Terminal
768A815	768A-015	Trane	A341947P01	C
768A842	768A-2	Amana	11111701	D
768A843	768A-143	Termo	380650	E
768A844	768A-4	Lennox	41K5601	E
			B34097OP01	
768A845	768A-5	Trane	X13130524010 IGN00104	C



## 120 Volt SILICON NITRIDE IGNITORS

Part No.	OEM	OEM Part No.	Terminal	Harness/Leads
789A-707A1 SN084KX	Goodman	0130F00008(S)	C	9.25"
789A-751A1 SN082KX	Carrier ICP	LH33ZG001 1176919	A	9.25"
789A-751KT1 SN085KX	Carrier 33½"	331930-751Kit	A	Harness A to D 9.25"
789A-751KT2 SN086KX	Carrier 40"	332505-751Kit	A	Harness A to D 9.25"
789A-801A1 SN081KX	Lennox	70W16, LB 112237B	C	9.25"
789A-820KT1 SN087KX	Trane	IGN000152 IGN000146	F	4.5"
789A-956A1 SN083KX	York	S1-02545231000 S1-02549808000	E	5.25"





# SILICON NITRIDE IGNITORS

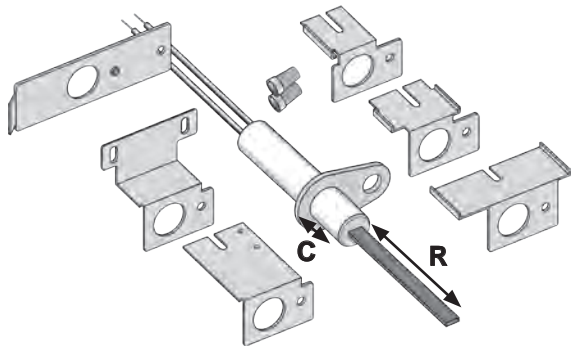
## Honeywell

### GLOWFLY® & GLOWFLY® PRO Universal Hot Surface Ignitor Kits

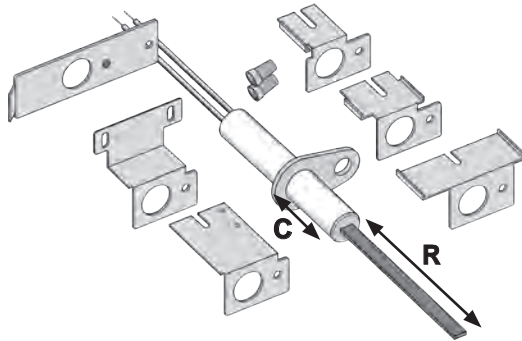
Designed to provide a robust field service replacement ignitor in gas fired appliances with a Norton/St Gobain 120 VAC silicon carbide hot surface ignitor. It uses a 120 volt silicon nitride ignitor design with long life and high resistance to damage or burn out in the appliance. The kit includes the specially designed silicon nitride ignitor and 6 custom mounting brackets with 7 configurations, making it easy to replace 110+ ignitors from nearly every furnace manufacturer. The Glowfly® packaging provides visuals to match the correct bracket to the ignitor being replaced.

For quick installation in tight chambers use the original Glowfly® or, when the situation calls for a larger ignitor, try the Glowfly® Pro. Cross-Reference Guide at [bit.ly/Glowfly](http://bit.ly/Glowfly)

Part No.	Description	C	R
Q3200U1004	Glowfly®	0.39"	1.36"
Q3205U1107	Glowfly® Pro	0.64"	1.65"



Q3200U1004



Q3205U1107

## ARMSTRONG SILICON NITRIDE HSI IGNITOR KITS

### Features:

- Nominal (120V) line voltage igniter.
- No need for additional costly controllers.
- Almost unbreakable
- Drop in replacement for silicon carbide ignitors

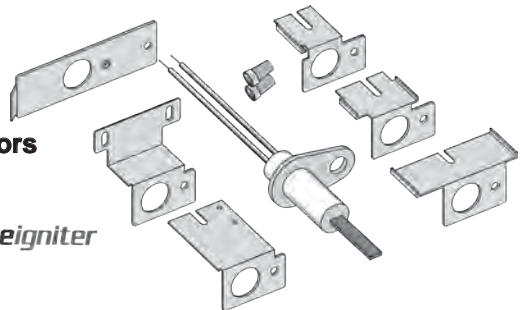
### UNIVERSAL SILICON NITRIDE

### MASTER KIT

### SN069KX




Replacement for Q3200U1004 & others



HVAC

### 120 Volt Hot Surface Ignitor Used by DESA



Used by DESA International to start and ignite it's line of portable heaters the use the new circuit board style ignition systems.

PP200

### Kerosene Heater Ignitor Style "B"



P30A

# IPI GAS IGNITION CONTROLS

## ICM2901

Replacement for : York 025-27762-700 and JCI G770RJA-1 series.

Control Voltage: Line 24V (18-30 VAC), 50/60Hz

Prepurge: None

Trial for Ignition: 85 sec.

Flame Failure Response Time: 0.5 sec.

Retry: None



## ICM295

Replacement for : Carrier LH33WZ510

Control Voltage: Line 24V (18-30 VAC), 50/60Hz

Spark Frequency: 15Hz for 90 seconds, 10Hz thereafter

Prepurge: 0 or 10 seconds (system dependent)

Retry: Continuous



## ICM296

Replacement for : Carrier LH33WZ512A

Control Voltage: Line 24V (18-30 VAC), 50/60Hz

Spark Frequency: 60Hz

Prepurge: None

Lockout: 5-6 minutes

Retry: None

Relay Contact Rating: 1 amp @ 24 VAC

Trial for Ignition: 90 seconds

Flame Failure Response Time: 0.8 seconds max.



## SILICON CARBIDE INTEGRATED FURNACE CONTROL

Controls Gas Valve, Ignitor, Two Speed Blower Motor, Inducer, Humidifier (both 120v & 24v Input), and Air Cleaner.

Replaces:

Goodman: B180993, B1809913S UTEC: 1012-933D TI: 41F-5


Prepurge Time 15 Sec, Heat Delay On 30 Sec.,

Off 90/120/150 Sec

Cool Delay On 5 sec. Cool Delay Off 60 sec.,

Post Purge 25 sec (90+ 29)

**50T35-743 (ICM280)**



# NON-INTEGRATED IGNITION MODULES

**Why Carry More... When Less Works Best! Quality Universal Replacement products .** White-Rodgers, now has two Universal Non-Integrated Spark Ignition Modules. The 50D50 Electronic Spark modules were developed to replace both Direct Spark (50D50-842) and Intermittent Pilot (50D50-843) single and dual rod systems. Each Universal Kit has everything needed for a fast and accurate replacement, including a complete cross-reference and programming keys to quickly customize the modules to the specific application.

Specifications

Dimensions

4.13"W x 4.13"H x 1.5"D

Electrical Rating

Input 18 to 30 VAC, 25 VAC nominal

**50D50-842**

Max. Input Current

@ 25 VAC: 0.2A + MV @ 25°C

Relay Load Ratings

Main Valve Relay: 25 VAC, 1.5 Amp Max.

Kit Includes:

- Program Keys
- Extensive Cross-Reference Guide
- Color-Coded Timing Label
- Pre-Printed Hanging Carton
- Double-Sided Foam Back Tape (for ease of installation)

Features:

- Color LED Indicator for Diagnostics
- Direct and Indirect Flame Sense

**50D50-843**

@ 25 VAC: 0.2A + MV + PV @ 25°C

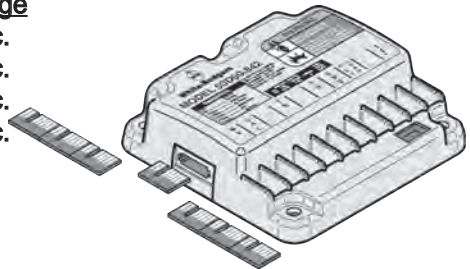
Main Valve Relay: 25 VAC, 1.5 Amp Max.

Pilot Valve Relay: 25 VAC, 1.5 Amp Max.

**50D50-842 DIRECT SPARK**

**Program Key Timing Specifications Quick Reference**

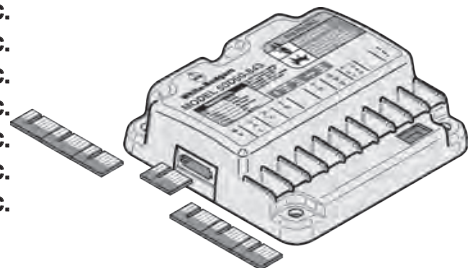
Key	Trial for Ignition	Retries	Prepurge	Interpurge
A-Blue	4 sec.	2	0 sec.	90 sec.
B-Red	4 sec.	2	30 sec.	90 sec.
C-Green	7 sec.	2	0 sec.	90 sec.
D-Violet	7 sec.	2	30 sec.	90 sec.
E-Orange	7 sec.	0	0 sec.	N/A
F-Yellow	7 sec.	0	30 sec.	N/A
G-Blue/Red	11 sec.	0	0 sec.	N/A
H-Red/Green	11 sec.	0	30 sec.	N/A



**50D50-843 INTERMITTENT PILOT**

**Program Key Timing Specifications Quick Reference**

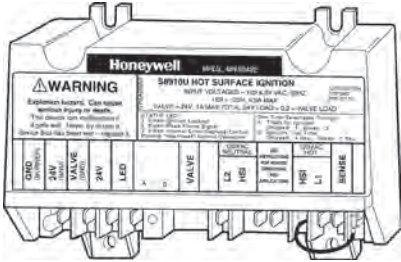
Key	Prepurge	Reset Time	Retries	Safety Time
A-Blue	0 sec.	300 sec.	0	90 sec.
B-Red	30 sec.	300 sec.	0	90 sec.
C-Green	0 sec.	300 sec.	0	30 sec.
D-Violet	30 sec.	300 sec.	0	30 sec.
E-Orange	0 sec.	300 sec.	2	60 sec.
F-Yellow	30 sec.	300 sec.	2	60 sec.
G-Blue/Red	0 sec.	300 sec.	0	15 sec.
H-Red/Green	30 sec.	N/A	N/A	cont.
I-Green/Orange	0 sec.	300 sec.	0	4 sec.
J-Violet/Blue	30 sec.	300 sec.	0	4 sec.



# HOT SURFACE IGNITION MODULES

## A universal HSI module that will replace virtually all

of the units installed in the field today including: White Rodgers, Robertshaw, Johnson, Fenwal, HSC and others! The S8910U has several features (many field selectable) that make it a superior product on service calls:




- 1) Selectable number of ignition trials (1 or 3).
- 2) Selectable length of trial for ignition (4 or 7 seconds).
- 3) Universal flame sensing (single or dual rod).
- 4) LED signaling system lockout, weak flame signal, or another internal error.

**S8910U3000**

## ICM283 UNIVERSAL HOT SURFACE IGNITION CONTROL

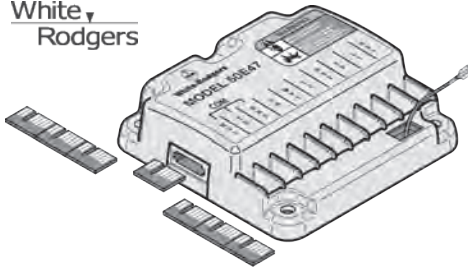
- Low cost, direct replacement HSI control for Honeywell, Robertshaw and White Rodgers
- Single/Dual rod sensing capabilities
- For gas fired furnaces, boilers and other heating appliances
- Switch selectable lockout times, ignition trials
- Works with both Natural and LP systems
- Diagnostic LED to aid in troubleshooting

**ICM283**



## 50E47-843 UNIVERSAL SILICONE CARBIDE

White  
Rodgers



**50E47-843**

Replaces ALL White-Rodgers 50E47-xxx modules and virtually all competitive silicon carbide, non-integrated modules. The 50E47-843 Universal Kit has everything needed for a fast and accurate replacement, including a complete module cross-reference and program keys to quickly customize the module to the furnace application. Now you can carry one Universal Kit... and carry the best!

## L'I'L POPPER CONTROL CIRCUIT BREAKER

Tired of blowing boxes of plug-in fuses on each furnace board job? You can't find the short, and you're changing out fuses instead of finishing the job. Just plug the Li'l Popper into the fuse receptacle and push a button to reset. It has a quick setting thermal cut out and a self adhering backing that allows the contractor to leave the unit on the jobsite.



**Part No. Amp**

**POP3 3**

**POP5 5**

**POP10 10**

**POP15 15**



# HSI INTEGRATED FURNACE MODULES

## S9200U1000 UNIVERSAL INTEGRATED FURNACE CONTROL




Only ONE Part Number To Remember

- Replaces over 150 furnace boards
- Complete set of wiring harnesses for universal compatibility and simplified installation
- LED indicators provide system status, performance and diagnostic information
- For use on 120 VAC systems only

### REPLACES:

Amana, Goodman, ICM: ICM280, ICP, Lennox, Nordyne, Rheem/  
Robertshaw: 695-200, Texas Instruments: 6DT-1, 6DT-2, 61F3, 41F-  
5, United Technologies, White-Rodgers: 50A55-286 = 50A50-ALL,  
50T35-730, 743, 50A55-143, 288, 285, 241, York.



## S9200U1000

### 50A55 SILICON CARBIDE INTEGRATED FURNACE CONTROL

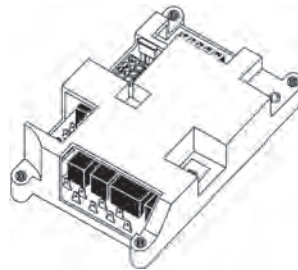
Controls Gas Valve, Ignitor, Blower, Inducer, Humidifier & Air Cleaner. Replaces OEM Trane, York, ICP and Amana Models

#### FEATURES

- Includes flash code diagnostics
- Replaces 50A50-XXX controls
- Fused to protect low voltage system transformers
- Includes mounting hole template
- Adjustable blower relay • 120V Ignitor

**50A55-843**  
Universal, Replaces  
all 50A55

White  
Rodgers

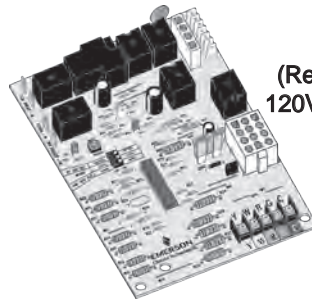


**Part No.**  
**50A65-843**  
80V Ignitor  
**Replaces**  
50A65-120  
50A65-142  
50A65-143  
50A65-288  
50A65-474  
50A65-475



**Part No.**  
**50A66-743**  
(Repl. 16 Lennox 80V  
Ignitor Controls)

White  
Rodgers




**Part No.**  
**50M56-743**  
(Repl. 10 Goodman  
120V Ignitor Controls)

White  
Rodgers

White  
Rodgers

### LENNOX DIRECT REPLACEMENT



#### 21D83M-843 Kit includes:

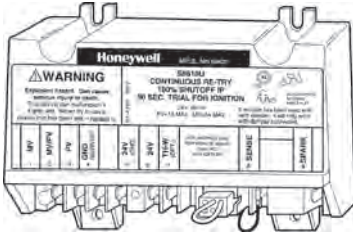
- |                                      |                         |
|--------------------------------------|-------------------------|
| 1 – 50A66-843 ignition control board | 4 – Stand-off fasteners |
| 1 – Wiring harness (9-pin to 12-pin) | 1 – 4" blue wire        |
| 1 – Wiring harness (4-pin to 6-pin)  | 1 – Mounting panel      |
| 1 – Circuit breaker                  | 2 – Wiring diagrams     |

(Repl. 15 Lennox Controls)

Automatic gas interrupted ignition control employing a microprocessor to continually monitor, analyze, & control the proper operation of the gas burner, inducer, and fan.

# MODULES FOR SPARK TO PILOT

## HONEYWELL UNIVERSAL INTERMITTENT IGNITION MODULE FOR SPARK TO PILOT



Works on both natural and L.P. gas replacing both continuous and lockout modules. Can be used for either single or dual rod sensor systems. Vent damper plug included. Cannot be used with systems that prepurge greater than 5 seconds or lockout time less than 30 seconds.


**S8610U3009**

**392125-2 24" Ignition Cable**

## 50D56U-843 All-Spark™ Non-Integrated 24V Single Stage Spark Ignition Module

Designed to replace either 24V Intermittent Pilot (IP) or 24V Direct Spark Ignition (DSI) applications. Additional modifications can be made to replace applications with a rollout switch or edge card harness.

The module is factory set to match Honeywell S8610U Intermittent Pilot default settings. Replaces over 800 Fenwal, Robertshaw, Johnson Controls, BASO, Carrier and other valid part numbers, additional configuration through the White-Rodgers Connect Mobile App or 7-segment display is available



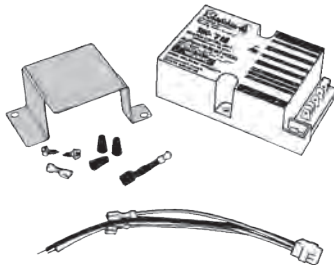
## ROBERTSHAW UNIVERSAL IGNITION MODULE FOR SPARK TO PILOT REPLACEMENT

### ROBERTSHAW • JOHNSON CONTROLS • HONEYWELL

Replaces one or two sensor systems. Complete with detailed instructions. Includes vent damper adaptor assembly.

Replaces many Honeywell S8610A, F; S86A,B,E,F,G,H.

Replaces many Johnson CSA series, G60; G65;



### Part No.

### Description

**780-001**

Non-lockout (nat. gas)

**780-002**


Lockout (L.P. gas)

**1751-724**

Vent damper plug asm.

## UNIVERSAL INTERMITTENT IGNITION MODULE - SPARK TO PILOT FOR HONEYWELL S8610U1003

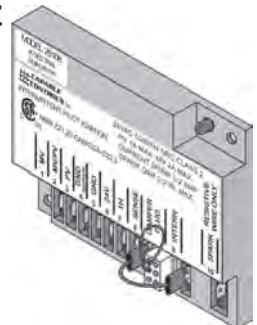
- Low cost, direct replacement HSI control for Honeywell, White-Rodgers, Robertshaw and others
- Provides ignition sequence, flame monitoring and safety shutoff for single/dual rod intermittent pilot control applications



**ICM290A**


- 24 VAC 50/60HZ
- 90 Sec. trial
- 5 min. retry
- Prepurge: 1 sec.

**ER1003**



# HONEYWELL FURNACE CONTROLS

## ELECTRONIC FAN TIMER FOR OIL FURNACES



Integrates control of all burner and circulator fan operations in an oil furnace. This control is the central wiring point for most of the electrical components in the furnace. The basic purpose of the ST9103A is to monitor the thermostat for heat, cool, and fan demands and run the oil burner primary control and up to a two-speed circulating fan as required. It also monitors a limit switch string, which energizes the circulating fan whenever the limit switch opens.

Electronic air cleaner and humidifier convenience terminal connections are provided as an option. A means for operating continuous indoor air circulation is also available as an option.

### ST9103A1002

## ELECTRONIC FAN TIMER FOR GAS WARM AIR FURNACES

Integrate control of all combustion blower and circulating fan operations in a gas warm air appliance. This control is the central wiring point for most of the electrical components in the furnace. monitors the thermostat for heat, cool and fan demands, runs the induced draft blower motor and runs the circulating fan (up to two speeds) as needed. It also monitors limit switch strings and energize separate ignition control systems through spst pressure switches. It features a field-adjustable heat fan-on delay, a field-adjustable heat fan-off delay, a field-adjustable cool fan-on delay and a fixed cool fan-off delay. Electronic air cleaner (EAC) and humidifier (HUM) convenience terminal connections are provided as an option. Continuous low speed indoor air circulation is also provided. In short, this one little unit packs a big punch.

The ST9120U can replace any ST9101, ST9120 or ST9141A model.

### SPECIFICATIONS

#### Electrical Ratings:

Power Voltage Requirements: 18 to 30 Vac, 60 Hz.

#### Contact Ratings:

Thermostat Load: 0.10A plus ignition system load.

#### On/Off Delay Settings:

##### Heat Speed:

Delay On: Field-adjustable, 30 or 60 seconds. Delay timing starts when gas valve is energized.

Delay Off: Field-adjustable, 60, 100, 140 or 180 seconds. Delay timing starts when gas valve is deenergized.

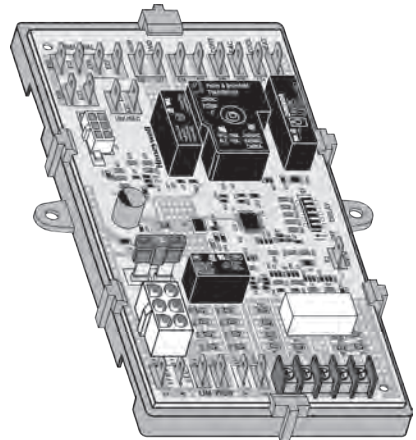
##### Cool Speed:

Delay On: Field Adjustable, 4 or 30 seconds.

Delay Off: Fixed, 30 seconds.

Timing Tolerance: Larger of  $\pm 5\%$  or  $\pm 2$  seconds.

Post Purge Timing: 5 seconds.



### ST9120U1011


HVAC



# WHITE RODGERS FURNACE CONTROLS

## INTEGRATED INTELLIGENT VALVE RETROFIT KIT


### 50I56D-905 for ICP & LENNOX BRANDS



**Replace This**



**With This**



Cost competitive upgrade to modern technology

- Mechanical gas valve (replaces Smart Valve)
- 120V nitride ignitor
- Single stage furnace control

#### ICP/Arcoaire/Comfortmaker/Heil/Tempstar

1008751	1008752	1009089	1009090
1009093	1009094	1010988	1011024
1011421	1096725	1170429	1170430

HQ1008751HW	HQ1008752HW	HQ1009089HW
HQ1009090HW	HQ1009093HW	HQ1009094HW
HQ1010988HW	HQ1011024HW	HQ1011421HW
HQ1096725HW	HQ1170429HW	HQ1170430HW
SV9500H2609	SV9500H2724	SV9500M2628
SV9500M2682	SV9500M2690	SV9500M2708
SV9501H2409	SV9501H2417	SV9501M2056
SV9501M2528	SV9501M2700	SV9501M2718
SV9501M2726	SV9502H1706	SV9502H2522
SV9502H2704		

#### Lennox/Armstrong/Ducane/Excel/AirEase/Concord

20256701	42487-001	43166-00	44479-001
70L53	70L5301	R20270901	R20270902
R42487-001	R43166-001	R44479-001	

### 50I56D-905

## CARRIER SINGLE STAGE HSI INTEGRATED FURNACE CONTROL

Upgrades older "Edge Card" systems to modern ignition electronics

- Direct OEM mounting with pre-wired ready-to-install control
- Dipswitch selections and fault codes silk screened on control
- Flame current test pins
- Extra "fan only" blower speed tap
- 24V and 120V humidifier options
- Fault recall and clearing button
- Tri-Color LED displays status and fault codes

#### Carrier


784-83-10H	784-9-I	CESO110020
CESO110048	CESO110057-00	CESO110057-01
CESO110057-02	HH84AA016	PCB1201-2A

#### ICM

ICM281	L43-836
--------	---------

#### White-Rodgers

L50-820



### 50M56D-751



# WHITE RODGERS FURNACE CONTROLS

## UNIVERSAL FURNACE ELECTRONIC FAN TIMER

- **Universal Replacement**

Replaces over 150 OEM and competitive part numbers

Including: **ST9120U1011, 695-003 & ICM270**

Works with SmartValve™ systems and other non-integrated modules

- **Six mounting hole options**

Harnesses with terminal flags for easy wiring. Terminals are labeled to match multiple existing boards.


Transformer connections offer 1/4" and 3/16" terminals

- **Advanced Diagnostics**

Tri-Color LED displays status and fault codes

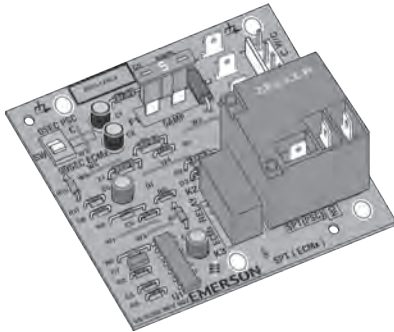
Exclusive fault recall button

**50F06-843**



---

## DIRECT REPLACEMENT FOR CARRIER SINGLE STAGE AIR HANDLER WITH PSC BLOWERS OR ECMx CONSTANT TORQUE BLOWERS



Carrier 48M55 3-in-1 design

replaces HK610A002 / 006 / 010

Stages Single

Voltage Input 24 Vac

**Inducer Motor/Blower Motor PSC or ECMx**

Mounting Options Metal Standoff

Ambient Operating Temperature

-40 to 175°F (-40 to 80°C)

Humidity Range

5% to 95% relative humidity (non-condensing)

**48M55-751 PSC or ECMx**

---

Carrier Carrier 48P55 low cost 2-in-1 design

replaces HK610A002 / 006

Stages Single

Voltage Input 24 Vac

**Inducer Motor/Blower Motor PSC**

Mounting Options Metal Standoff

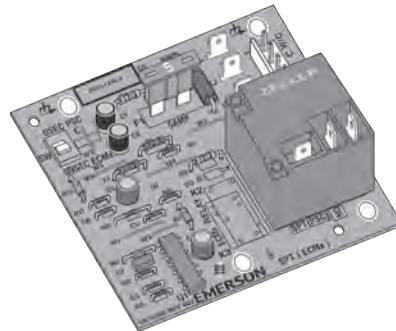
Ambient Operating Temperature

-40 to 175°F (-40 to 80°C)

Humidity Range

5% to 95% relative humidity (non-condensing)

**48P55-751 PSC**



HVAC

# DIRECT REPLACEMENT FOR GOODMAN



## 48C21-707 GOODMAN TWO-STAGE AIR HANDLER CONTROL

- Two-stage electric heat
- Variable speed blower motor
- Communicating or legacy 24V systems
- 7 segment system diagnostic LED

**White-Rodgers™**

Goodman		White-Rodgers
PCBJA101	PCBJA103	48C21-289
PCBJA101S	PCBJA103S	48C21-290-01
PCBJA102	PCBJA104	48C21-290-02
PCBJA102S	PCBJA104S	48C21-290-04

## 49S25-707 GOODMAN TWO-STAGE UNITARY HEAT PUMP / AC CONTROL


- Two-stage applications
- Communicating or legacy 24V
- PSC or ECM outdoor fan motor systems
- 7 segment system diagnostic LED
- Cuttable jumper configuration

Compressor Short Cycle Delay: 180      Cool Staging Time: 5  
 Compressor Min. Run Time: 30      Heat Staging Time: 5  
 Max. Defrost Cycle Time: 600      Outdoor Fan Off Delay: 1  
 Compressor Run Time Until Defrost: \*30/60/90/120

Goodman		White-Rodgers
PCBGR102	PCBHR102S	49B22-289
PCBGR102S	PCBHR103	49C25-289-01
PCBGR103	PCBHR103S	49J22-289
PCBGR103S	PCBHR104	49J22-289-02
PCBHR102	PCBHR104S	49K25-289-01



## 50A55-743 (ICM2811) Integrated HSI Furnace Control



An automatic gas interrupted ignition control that employs a microprocessor to continually monitor, analyze, & control the proper operation of the gas burner, inducer, & fan.

- 120 VAC Ignitor Output
- 120 VAC Humidifier Output
- 120 VAC Electronic Air Cleaner Output
- 120 VAC 2-Speed PSC Circulator Output
- Fuse Protection – 5 Amp
- Furnace Status LED
- Heat Fan OFF Delay (Dipswitch Selectable)
- Y, W, R, G, C, TWIN Terminals

Replaces Virtually All Goodman Single-Stage HSI Controls with 120V Ignitors:

0130F00005, 0130F00005S,  
 B1809926, B1809926S, PCBBF110, PCBBF110S,  
 PCBBF112, PCBBF112S, PCBBF123, PCBBF123S,

White-Rodgers:  
 50A55-289, 50T55-289

# DIRECT REPLACEMENT FOR GOODMAN

## 50M56-707 GOODMAN SINGLE-STAGE INTEGRATED FURNACE CONTROL

**Application:**

- Single Stage Gas      • 120v HSI
- PSC Blower Motors    • Twinning
- Standoff Mounting     • Replaces 14 SKU's

**Features:**

- Red LED Status / Fault Indicator
- Fault Recall Button    • Heat off delay jumper
- 2 Park Terminals      • Built-in 24v 3A Fuse
- 1 Hum & EAC Terminal

**Uniqueness:**

- 17 second ignitor warm-up



Goodman		White-Rodgers
PCBBF134	PCBBF136	50M56-281
PCBBF134S	PCBBF136S	50M56-291
PCBBF135	PCBBF138	
PCBBF135S	PCBBF138S	<b>ICM</b>
PCBBF140	PCBBF140S	ICM2810




**White-Rodgers™**

## 50C51-707 GOODMAN TWO-STAGE INTEGRATED HSI FURNACE CONTROL

- Two-stage applications      • Variable speed blower motor
- 120V HSI ignition          • Communicating or legacy 24V systems
- 7 segment system diagnostics LED

Pre-Purge Time: 15 sec      IgnitorWarm-Up: 17 (adaptive)  
 Retries: Infinite          Heat Delay-To- Fan-On (Low Heat): 30  
 Heat Delay-To- Fan-Off 30 90/120/\*150/180  
 Cool Delay-To- Fan-On: 5      Cool Delay-To-Fan-Off: 45  
 Auto Reset Time... 60 min    Post Purge: 15 sec

Goodman		White-Rodgers
PCBKF101, S	PCBKF102, S	50C51-289-01, 02, 90
PCBKF103, S	PCBKF104, S	50C51-290, 01, 02, 03
PCBKF105, S		

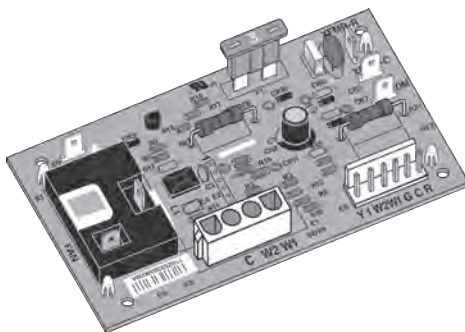


HVAC

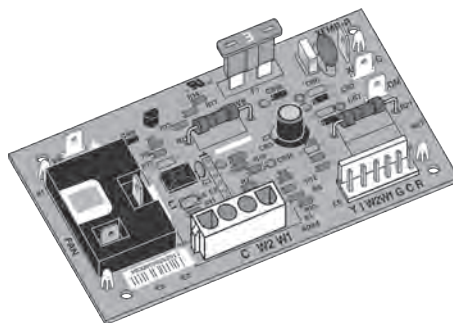
# DIRECT REPLACEMENT FOR RHEEM

## SINGLE STAGE AIR HANDLER CONTROLS

**48P21-811**  
for PSC Blower Motors



**48X21-811**  
for ECMx Blower Motors



Model:	48P21-811	48X21-811
Blower Motor:	PSC	ECMx
Harness Included:	Yes to replace 47-00436-04	N/A
Mounting:	Drop-in replacement	
Fuse:	3 AMP	
Input Voltage:	25 VAC, 50/60 Hz 25	
Operating Temperature Range:	-40° to 176°F (40° to 80°C)	
Humidity Range:	5-95% relative humidity (non-condensing)	
Agency Approvals:	UL	
Limited Warranty:	1 year	
Versatility:	Replaces 14 controls	Replaces 9 controls

Rheem / RUUD Brands

47-100436-01	47-100436-04
47-100436-04-03	47-100436-05
47-100436-84A (115V Kit)	
47-100436-84D (460V Kit)	
47-100436-84J (208/240V Kit)	
47-102077-04	47-102077-04-00
1005-173A	1005-83-1722A
1139-83-160A	

White-Rodgers

48P21-111	48P21-811
-----------	-----------

Rheem / RUUD Brands

47-100436-02	47-102077-02
47-102077-05	47-102077-05-00
1139-151	1139-83-1511A

White-Rodgers

48X21-101	48X21-111
48X21-811	




**White-Rodgers**



# CARRIER INTEGRATED HSI CONTROL


## 21V51D-751 CARRIER TWO-STAGE INTEGRATED HSI FURNACE CONTROL KIT

- Two-stage applications
- PSC/VS or ECMx blower motors
- Tri-color diagnostics LED
- Flame current test pads
- Push button self-test
- Dipswitch fan only speed set up
- 120V HSI ignition



Pre-Purge Time: 15 sec      IgnitorWarm-Up: 17-19  
 Heat Delay-To- Fan-On (Low Heat): 45      Retries: 3 times  
 Heat Delay-To- Fan-Off 30 90\*/120/150/180  
 Cool Delay-To- Fan-On: 3      Cool Delay-To-Fan-Off: 5  
 Auto Reset Time... 60 min      Post Purge: 15 sec

Carrier ECMx	ICP ECMx	White-Rodgers
CEPL130948-01	1184408	21V51D-751
CEPL130948-02	CEPL131043-01	50V51-751
HK42FZ028	HK42FZ041	ICM PSC/VS
HK42FZ040	ICP PSC only	ICM2807
Carrier PSC/VS	1172551	
325879-751	1172809	
CEPL130455-01	CEPL130591-01	CEPL130591-41
HK42FZ005	HK42FZ010	HK42FZ015
HK42FZ017	HK42FZ019	HK42FZ020



# DIRECT REPLACEMENT FOR TRANE

## 50V54-820 TWO-STAGE FURNACE CONTROL FOR VARIABLE SPEED BLOWER AND INDUCER MOTORS

- Fast drop-in OEM mounting for XV95 furnaces
- Includes 120V ignitor & harness to service 80V & 120V applications
- LED fault recall and status codes

Ignition warm-up: 20 sec.      Ignition activation period: 2 sec.  
 Heat ON delay: 45 sec.      Post-purge: 5 sec.  
 Blower OFF delay: 60/100/140/180 sec.  
 Cooling ON delay: 0

**White-Rodgers**

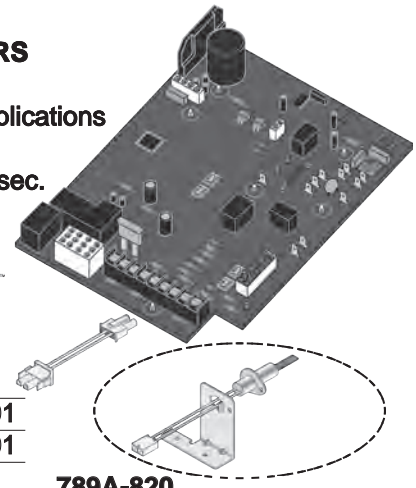
### CROSS REFERENCE REPLACEMENT:

Trane/American Standard Brands

CNT03777	CNT04678	CNT04985	CNT05160
CNT06017	CNT06585	D342062P01	D342263P01
D342263P02	D342263P03	D342263P04	D343687P01
D343687P02	KIT15816		

White-Rodgers

50V54-507	50V54-571	50V54-820
50V64-495	50V64-507	50V64-743



**789A-820**

**TRANE Direct Replacement 120V Ignitor**  
 Included in furnace kit but also sold separately  
 Replaces Trane models:  
 D156805P01 IGN00146 IGN00152


# DIRECT REPLACEMENT FOR TRANE

## 50E70-820 TRANE NON-INTEGRATED HSI IGNITION MODULE KIT COMMERCIAL-ROOFTOP APPLICATIONS

- Single stage application
- 120V HSI ignition
- Adapter board and harness included
- For packaged units
- Flame current test pins
- Red & green status LEDs

Pre-Purge Time: 0 sec      IgnitorWarm-Up: 45 Sec  
 Auto Reset Time... 60 min      Post Purge: 0 sec


Trane			White-Rodgers
3HS-1	KIT03308	KIT17852	21D70-495-01
3HS-2 Rev A	KIT05137	3SV-2	21D70-495-02
3HS-2 Rev D	KIT08282	X13130449-0	50E70-820
X13130453-01	X13130454-01	X13130454-02	



## 50N02A-820 TRANE TWO-STAGE INTEGRATED DSI FURNACE CONTROL - COMMERCIAL ROOFTOP APPLICATIONS

- Single or two-stage application
- 80s cool off delay
- Green diagnostic LED
- Direct spark ignition
- For packaged units

Pre-Purge Time: 20 sec      IRetries: 2  
 Heat Delay-To- Fan-On (Low Heat): 45  
 Heat Delay-To- Fan-Off 60/\*90  
 Cool Delay-To- Fan-On: 0      Cool Delay-To-Fan-Off: 0/\*80  
 Auto Reset Time: 60 min      Post Purge: 5 sec



Trane		White-Rodgers
CNT03456	CNT01634 w/ F50N02-820	50N02A-820
CNT03457	CNT01669 w/ F50N02-820	50N02-495-02
X13650874-01	CNT02216 w/ F50N02-820	50N02-495-01
X13650873-01	CNT02217 w/ F50N02-820	


## F50N02-820 TRANE IGNITION CONTROL ADAPTER BOARD KIT COMMERCIAL – ROOFTOP APPLICATIONS

- Furnace adapter board
- Used with 50N02A / 50N02B controls includes:
  - 9-pin to 9-pin harness
  - 9-pin to 12-pin harness

For packaged units  
 Mounting: Stand-Offs



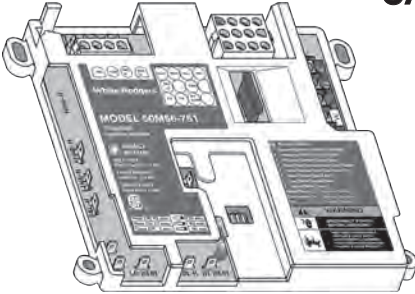
**White-Rodgers™**



Trane	White-Rodgers
KIT06839	F50N02-820
X13120662010	21D02-475-01

# SINGLE STAGE FURNACE CONTROLS

## CARRIER SINGLE STAGE FURNACE CONTROL



Replaces: Carrier 325878-751 Kit, HK42FZXXX and ICM282A

Key Features: Kit comes with harness to service both current and older production single stage furnaces. Direct replacement with matching timings, outputs and features.

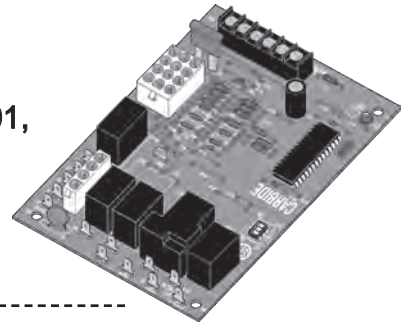
**50M56U-751**

## TRANE SINGLE STAGE FURNACE CONTROL

• 120V IGNITOR

Replaces: Trane CNT03797, CNT02789, CNT02891, CNT03799, D341122P01, D341235P01, D341235P03

**50A55-3797**



## TRANE SINGLE STAGE FURNACE CONTROL

• 80V IGNITOR

Replaces: Trane CNT03076, CNT03798, NT05164, CNT05165, D341213P01, D341396P01, D341396P03, D341396P04, D341396P05

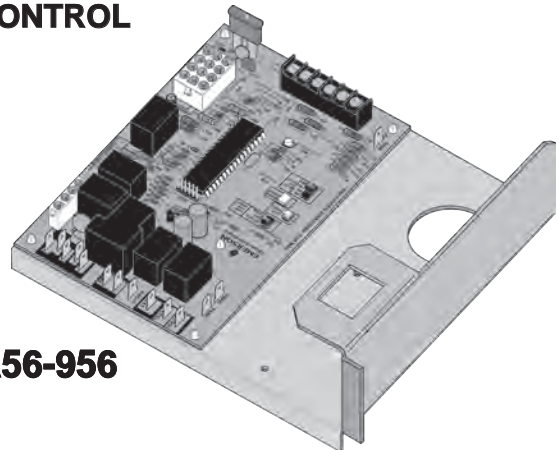
**50A65-5165**

## YORK SINGLE STAGE FURNACE CONTROL

Key Features: Kit comes with mounting bracket needed for most York 90% up flow furnaces. Virtually all York single stage HSI controls with 120V ignitors.

Replaces: 265901, 265902, 539617, S1-03100662000, S1-03101250000, S1-03101266000, S1-03101267000, S1-03101267001, S1-03101284000, S1-03101933000, S1-03101972000, S1-03101973000, S1-03109167000, S1-33102956000, S1-33103010000, ICM2808

**50A56-956**



HVAC



# CONTROLS FOR PSC & ECMx BLOWER MOTORS

## Universal Single Stage HSI Furnace Control for PSC & ECMx Blower Motors 50M56X-843



- Replace over 550 part numbers for PSC or ECMx
- Speed up install with the White-Rodgers Connect app  
Simple configuration without power, prior to install  
Select preloaded OEM settings with Auto-Set  
Diagnose fault codes and troubleshoot confidently  
No Wi-Fi, cell service or login required

### Easy installation

- OEM harness detection, no additional harnesses required
- 120V Nitride ignitor included
- 7-Segment LED Display provides easy configuration & diagnostics
- No rollout accessory or wire required
- Thermostat connector block for simple wiring

For fastest setup, use White-Rodgers Connect App:


1. Download from iOS App Store or Google Play Store
2. Open White-Rodgers Connect App
3. Touch "Connect to Control" on the home page
4. Place Device above NFC Logo on Module, wait for check mark
5. Configure all settings in App
6. Touch "Update Control"
7. Place Device above NFC Logo on Module, wait for check mark



## Universal Single Stage Furnace Control for ECMx Blower Motors

### 50X57-843

- Universal Replacement  
Services Carrier, Lennox, Trane and York models
- Easy Installation  
Mounting design fits all OEM models  
Simple Rollout jumper  
Minimal harnesses with patented parallel connectors  
24V or 120V humidifier
- Advanced Diagnostics  
Simple pushbutton fault recall      Tri-Color LED & status codes  
Flame current test pins              Fault code label on control



#### Carrier / ICP Brands

1183386	1184412	CEPL130934-01	CEPL130934-02	CEPL131011-01
CEPL131011-02	HK42FZ027	HK42FZ033	HK42FZ039	HK42FZ047

#### Lennox Brands

103217-01	103217-02	607436-01	607436-02	79W84/85W79
-----------	-----------	-----------	-----------	-------------

#### Trane / American Standard Brands

CNT04711*	CNT06664*	CNT07737*	CNT07738*
D342359P01*	D342359P02*	D342359P03*	D342359P04*

#### York / JCI Brands

542760	S1 03102951001
--------	----------------

#### White-Rodgers

50A67-476-01*	50A67-476-02*	50A67-507-01*	50A67-507-02*
---------------	---------------	---------------	---------------

\* 80V application which requires 120V ignitor upgrade



# SINGLE STAGE HSI FURNACE CONTROL

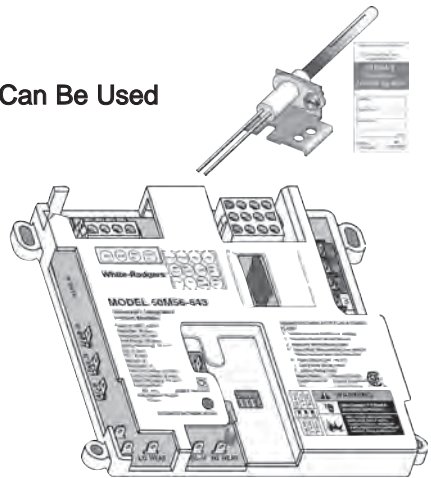
## 50M56U-843

### Replaces:

- More OEM Boards Than Competitive Models Because It Can Be Used on Both 80V and 120V Ignitor Applications
- Carrier HK42FZ004, 007, 008, 009, 011 & 016

### Fast-Install Kit – includes everything you need:

- Ignition Control Module – 50M56-843
- 12 Quick-Select/Quick-Connect Wiring Harnesses
- HotRod™ Universal Ignitor Kit – 21D64-2
- Installation Instructions and OEM X-Ref Features:
- 3 Fan Speeds – Cool, Low Heat & High Heat Speeds
- Color-Coded (Labeled) Thermostat Connection
- System Diagnostics, with Fault Recall (Stored)
- Cover Label – Displays Diagnostic Table
- Red LED Light – Used for Diagnostic Flash Codes
- Low Voltage – Fuse Protection – 3A Replaceable Automotive Type
- Humidifier & Electronic Air Cleaner Connections (Optional)

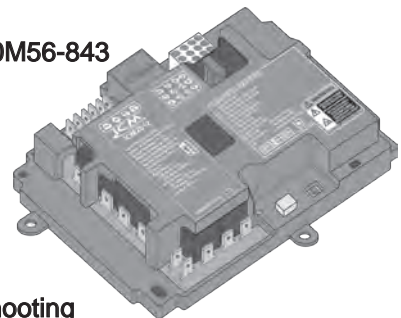


## ICM2812

A universal board only replacement for the White-Rodgers 50M56-843 and more than 150 competitive part numbers.

Please visit [www.icmcontrols.com/ICM2812/replacements](http://www.icmcontrols.com/ICM2812/replacements)

- Hot Surface Ignition (HSI) control board
- Microprocesser-based • Replaces more than 150 Boards
- Monitors timing, trial for ignition, system switches, flame sensing and lock out • 100% lockout safety feature
- Compatible with LP or Natural Gas
- LED indication for status and fault codes to aid in troubleshooting



# DIRECT REPLACEMENT FOR LENNOX

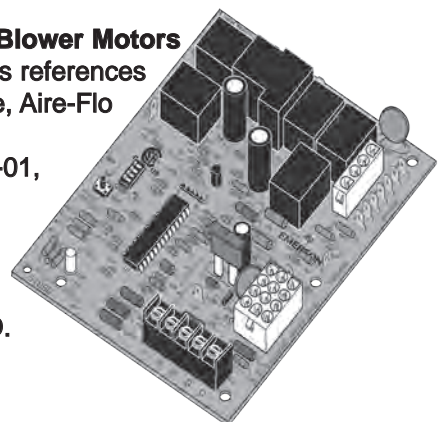
## 50M56U-801

### Single Stage HSI Integrated Furnace Control for PSC Blower Motors

Reduce Truck Stock: Replace 5 OEM boards and 28 cross references


- Replace: Lennox, Armstrong, AirEase, Concord, Ducane, Aire-Flo 100973-01\*, 100973-02\*, 1012-83-9673A, 1012-967, 1012-968, 1012-969\*, 1012-969A\*, 1012-977A, 103085-01, 103085-02, 103085-03, 103098-01, 1195-83-100A, 1195-100, 12L4201, 17W70\*, 50A55-120, 56L8501, 81W03, 56W19, 94W83, 74W03
- \*Requires 120V Ignitor (21D64-2)

- Advanced Diagnostics: Simple push-button tri-color LED. Flame current test pads for easy on-board checkout
- Versatile Installation: Pin to socket adapter harnesses  
Two options for flame sense connection  
Supports 24V or 120V humidifier operation



HVAC

# ICM FURNACE CONTROLS




## ICM280

Goodman:

B18099-06, -08, -10, -13, -13S


UTEC: 1012-933D Texas Instruments: 41F-5

White-Rodgers: 50T35-730



## ICM2805A


Nordyne 903106-Kit for use with G3, G4, G5, G6, M2 and M3 furnace modules



## ICM2807

Carrier:

HK42FZ005,  
010, 015, and 017



## ICM2808

York


S1-331-03010000  
and S1-331-02956000



## ICM281

Carrier:


CESO110057-00, 01, 02



## ICM282A

Carrier:


HK42FZ004, 007, 008, 009, 011, 13, 014,  
016, 325878-751



## ICM284

York:

03101280000




## ICM286


Goodman:

PCBBF112S,  
B1809926S,  
0130F00005S


# FURNACE CONTROLS




**ICM287**  
Goodman:  
B18099-04




**ICM288**  
Rheem:  
62-24084-82




**ICM289**  
Lennox:  
All BCC1, BCC2 & BCC3 circuit boards including 48K98 and 45K48



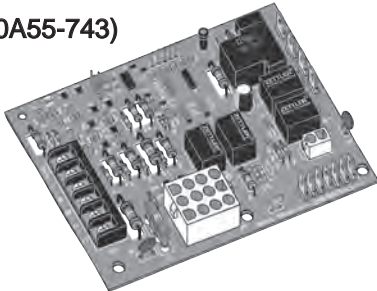
**ICM291**  
Carrier:  
LH33WP003,  
LH33WP003A



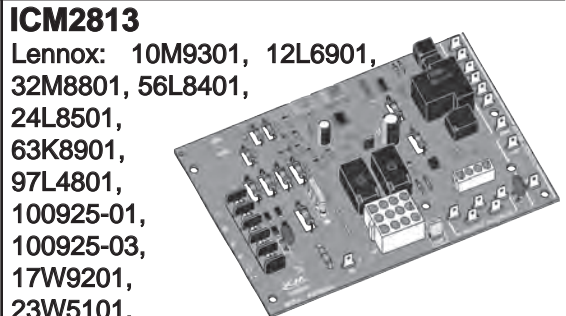
**ICM292**  
Rheem 62-24140-04



**ICM2810**  
Goodman  
PCBBF136,  
PCBBF140



**ICM2811 (50A55-743)**  
Goodman:  
PCBBF110,  
PCBBF123,  
0130F00005,  
PCBBF112,  
B18099-26  
(PCBBF110S,  
PCBBF123S,  
0130F00005S, PCBBF112S, B18099-26S)



**ICM2813**  
Lennox: 10M9301, 12L6901,  
32M8801, 56L8401,  
24L8501,  
63K8901,  
97L4801,  
100925-01,  
100925-03,  
17W9201,  
23W5101,  
30W2501, 69M0801, 69M1501, 83M00



HVAC




# FURNACE BLOWER CONTROLS

Controls the operation of the induced draft blower and the circulating blower in all thermostat modes. On a call for heat, the induced draft blower is energized. A pressure switch then proves the induction blower is functioning and brings on the gas valve. Operation of the gas valve starts the "on" delay timing. At the end of a pre-selected (and fixed) delay, the circulating blower is energized and it runs continuously until the call for heat is satisfied. At this time, the "off" delay (adjustable) is initiated and the circulating blower operates until the "off" delay times out.


**695-200**




**ICM270**



**ICM271**



**ICM275**



**ICM278**

<u>PART NO.</u>	<u>O.E.M.</u>	<u>REPLACES PART NO.</u>		<u>BLOWER "ON" TIME</u>	<u>BLOWER "OFF" TIME</u>
<b>ICM270</b> (695-003)	RHEEM	47-2282-07+	47-22827-81	47-22827-82	90, 120, 150, 180 seconds (adjustable)
		47-22828-01	47-22828-02	ST9120A1006+	
<b>ICM271</b> (695-100)	CARRIER BDP	CESO110017 HH84AA010	CESO110018 HH84AA011	75 Sec. Heat HH84AA012	105 Sec. Heat 90 Sec. Cool
	HH84AA013	HH84AA013	HH84AA020	P771-7002	302075-3
<b>ICM275</b> (695-101)	CARRIER BDP	HH84AA001 HH84AA005 HH84AA014	HH84AA003 HH84AA009 HH84AA015	60 Sec. Heat HH84AA021	60-240 Sec. Heat. 90 Sec. Cool
<b>ICM278</b>	CARRIER BDP	HH84AA017	HH84AA018	60 Sec Heat.	60-200 Sec. Heat 40 Sec Cool
<b>695-200</b> (S9200U1000) See Page 277	RHEEM UTEC	62-24268-01 62-24268-03 1012-925B	62-24268-02 1012-925A 1010-925C	20 Heat 2 Cool	90/120/160/180 45 Cool

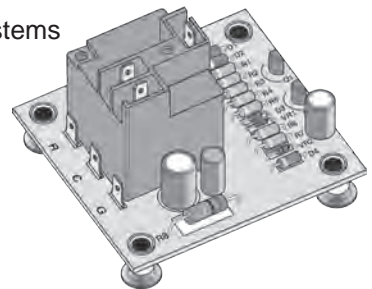
+ Honeywell control.

## PCPICM255 FAN BLOWER CONTROL

- √ Dual function fan delay timer
- √ Controls the circulating fan in heat pump, A/C & forced air systems
- √ OFF delay purges ducts of residual air
- Voltage: 18-30 VAC
- Contact ratings @ 240 VAC: N.O.: 20 amps • N.C.: 10 amps
- Time delays: ON: 1 sec. • OFF : 60 sec.

### REPLACES:

- A-1: 5893    ■ Bard: 8201-056    ■ Mars: 32574
- Rheem: 42-22515-01, 42-22515-02, 42-22515-03
- Snyder General/ICP: 1395336





# HONEYWELL SMART VALVES

## SV9500 SMART VALVE™ SYSTEM

Combines gas flow control and electronic intermittent pilot sequencing functions into a single unit. Suitable for a wide range of gas-fired appliances including furnaces, roof-top furnaces, boilers, unit heaters, infrared heaters, space heaters and commercial cooking units.

### Pressure Regulator

Part No.	Inlet/Outlet Size (In.)	Setting in. wc	Type Of Opening	Type Of Gas	Prepurge	Ignition Trial Time
----------	-------------------------	----------------	-----------------	-------------	----------	---------------------

#### INTERMITTENT HOT SURFACE PILOT

<b>SV9501M2528</b>	1/2"	3.5	Standard	Natural	None	90 Sec.
	SV9501M2031	SV9500M2045	SV9500M2603	SV9500M2629		
	SV9500M2637	SV9500M2652	SV9500M2674	SV9500M2678		
	SV9500M2682	SV9500M2686	SV9500M2690	SV9500M2736		
	SV9500M2835	SV9501M2056	SV9500M3601	SV9500M3619		
	SV9500M3635	SV9500M6604	SV9501M2700	SV9501M2718		
	SV9501M2726	SV9501M2734	SV9501M2742	1170430		
	HQ1011421					

<b>SV9501M8129</b>	1/2"	3.4	Fast-Fast	Natural	None	90 Sec.
	SV9500M8600	SV9500M8618	SV9500M8659	SV9500M8667		
	SV9500M8808	SV9501M8103	SV9501M8111	SV9501M8129		

<b>SV9502H2522</b>	1/2"	3.2	Slow	Natural	15 sec.	90 Sec.
	SV9500H2609	SV9500H2724	SV9500H3607	SV9500H3615		
	SV9501H2409	SV9501H2417	SV9501H2425	SV9502H1706		

#### DIRECT HOT SURFACE IGNITION

<b>SV9510M2511*</b>	1/2"	3.5	Standard	Natural	15 sec.	7 Sec.
	SV9510M2347	SV9510M2354	SV9510M2362	SV9510M2388		
	SV9510M2412	SV9510M2420	SV9410M2902	SV9510M2910		

<b>SV9520H8513*</b>	1/2"	3.5	Fast-Slow	Natural	15 sec.	7 Sec.
	SV9520H8026	SV9520H8034	SV9520H8042	SV9520H8067		

#### INTERMITTENT HOT SURFACE PILOT

<b>SV9541Q2561†</b>	1/2"	1.7/3.2	Std. 2-Stage	Natural	15 sec.	90 Sec.
	SV9540Q2464	ICP 1011827	SV9541Q3098	ICP 1013351		

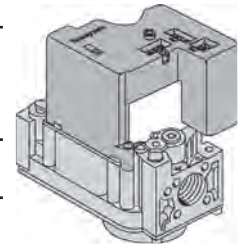
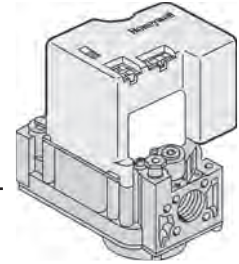
<b>SV9602P4816</b>	3/4"	3.5/0.7	Step	Natural	30 sec.	90 Sec.
	SV9501P2004	SV9501P2053	SV9502P2101	SV9601P4107		
	SV9602P4121					

<b>SV9602P4832</b>	3/4"	10/2.5	Step	LP	30 sec.	90 Sec.
	SV9501P2020	SV9501P2046	SV9502P2119	SV95021P2135		
	SV9601P4149	SV9601P4164	SV9602P4113	SV9602P4139		

<b>SV9641M4510*</b>	1/2"	1.7/3.2	Standard	Natural	15 sec.	90 Sec.
	SV9541M2094	SV9540M2229	SV9540M2245	SV9540M2260		
	SV9540M2278	SV9640M3126	SV9640M4116	SV9640M4124		
	SV9640M4132	ICP 1013350				

\* Includes LP Conversion Kit 393691

† Includes LP Conversion Kit 396021



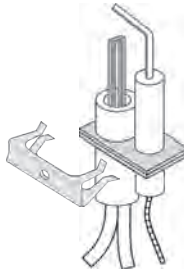
**396021**  
2 Stage LP  
Conversion  
Kit (SV9540)

HVAC

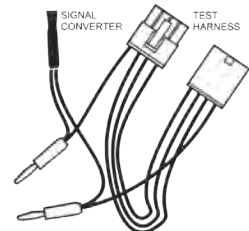
### Replacement Ignitor/ Flame Rod Assembly

30 in. (762 mm) lead wires.

**Q3400A1024**  
(Q3400A1040,  
1009524)



**SMART VALVE  
TEST KIT**  
**1160400**  
(395466-1)



# GAS VALVES FOR STANDING PILOT SYSTEMS

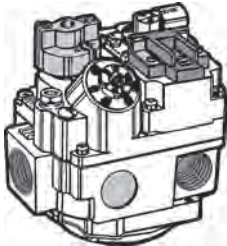
## ROBERTSHAW 7000 COMBINATION VALVE KITS FOR NATURAL OR L.P. GAS For Standing Pilot Systems

### MILLIVOLT

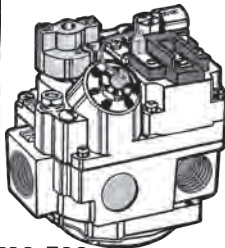
500 Millivolt Combination Valve with 3½" W.C. regulator, 1/2" pipe inlet, three 1/2" pipe outlets with two 3/8" bushings and two plugs. 100% safety.

### 24 VOLT

Complete with 3½" W.C. regulator, LP blankoff kit, 1/2" inlet, and 1/2" bushing. 100% thermocouple safety.



**700-402**



**700-502**

Part No.	Volt	Inlet	Outlet	Max. BTU
700-400	24V	1/2	Straight thru 3/4	240,000
700-402	24V	1/2	3/4	240,000
700-502	MV	1/2	1/2	100,000
700-504	MV	1/2	3/4	240,000
700-506	MV	3/4	3/4	300,000
700-522	MV	1	1	715,000
700-406*	24V	3/4	3/4	300,000
700-442	24V	1	1	715,000
700-452	120V	1/2	3/4	240,000
700-454	120V	3/4	3/4	300,000
700-456	120V	1	1	715,000
700-464	240V	3/4	3/4	300,000



**1751-007**

**SQUARE ROD ADAPTER**

**L.P. REG. BLOCK OFF KIT (Reg. Plate Included)**

**1751-009**

**1751-007**

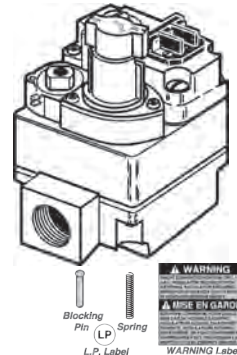
## WHITE - RODGERS COMBINATION GAS CONTROL For Standing Pilot System

Bushings are included for adaptation to 1/2" or 3/8" pipe inlet and 3/4" or 1/2" pipe outlet.


**24 VOLT (Also for 12 V.D.C.)**

Part No.	Volts	Description
36C03-300	24V	Straight thru
36C03-333	24V	With plugged side taps
36C03U-333	MV	With plugged side taps

**L.P. Conversion Kit F92-0737**



## ROBERTSHAW 7200 REDUNDANT COMBINATION VALVE KITS FOR NATURAL OR L.P. GAS For Standing Pilot System




- 24 Volt
- L.P. conversion included
- 150,000 BTU max. capacity
- Dual seat valve
- Reducer bushings
- Thermocouple safety

Part No.	Volt	Inlet	Outlet	Optional Side Outlet
720-400	24V	1/2"	3/4"	NO
720-402	24V	1/2"	3/4"	YES
720-406	24V	3/4"	3/4"	NO

# GAS VALVES FOR STANDING PILOT SYSTEMS

## HONEYWELL VR8200A2132 COMBINATION VALVE KIT FOR NATURAL OR L.P. GAS For Standing Pilot System

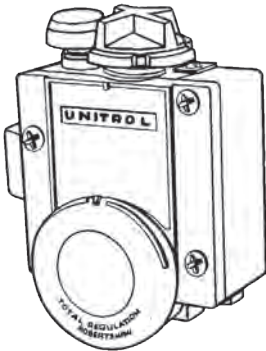


- Single Stage
- 24 VAC Standard Opening
- 1/2 x 1/2".
- Set 3.5" WC To convert from natural gas to LP, use the 393691 LP Conversion Kit that is included
- THERMOCOUPLE: Nominal output: 30 mV (0.018 ohms).

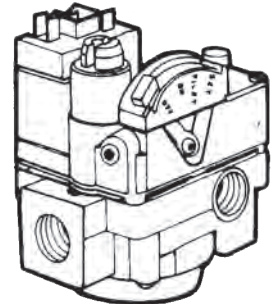
**VR8200A2132**

# GAS HEATING PARTS

**REPLACEMENT VALVE FOR SMALL  
SPACE HEATERS AND MOBILE HOMES  
WITH THERMOCOUPLE SAFETIES.  
ALL ARE 24 VAC. 200,000 BTU MAX.**



**OLD STYLE IS  
REPLACED BY  
NEW STYLE**



L.P. CONVERTIBLE WITH BUSHINGS  
1/2" INLET X 1/2" OUTLET WITH SIDE TAPS.

<b>Part No.</b>	<b>Replaces Models</b>	<b>Factory Model</b>	<b>Step Opening</b>	<b>Type</b>
<b>720-007</b>	110ERCHC	7200ERC	None	New Style
<b>720-472</b>	110ERCHC20-2E	7200ERCS	50%	New Style
<b>720-474</b>	110ERCHCS0-2D,2C	7200ERCS	28%	New Style

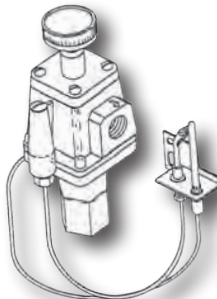
## SAFETY VALVE KIT

3/8 Pipe White Rodgers 764 Valve with Thermocouple, Pilot Tube and Pilot Burner Assembly

**FOR REPLACEMENT OR ADD-ON**

**Part No.**  
**SK200N NATURAL**  
**SK200LP LP GAS**

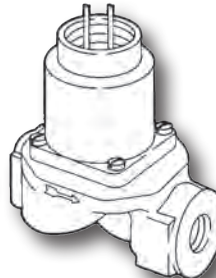
**Pilot and thermocouple only PBT-N**



## PILOT SOLENOID VALVE - 24 VOLT

1/4" CC tubing inlet and outlet. Will replace many obsolete valves on Electric Ignition applications.

**H91WG1**

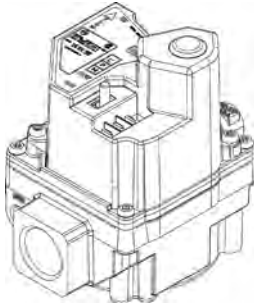


HVAC

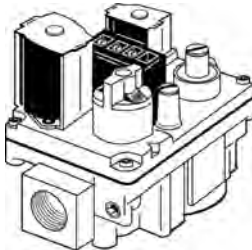
# WHITE-RODGERS GAS VALVES

## WHITE RODGERS REDUNDANT "SWITCH" VALVES

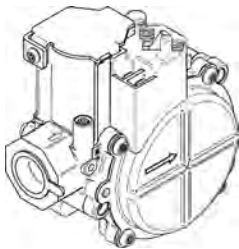
The 36H series combination gas valve is designed with redundant and main solenoid valves that control gas flow to the main burners, a pressure regulator to maintain a constant outlet pressure, and a two position on/off switch for electrical shutoff.



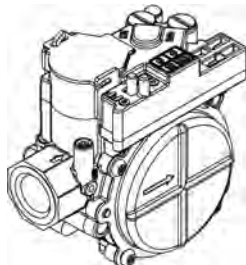
New Style 36H Series



Old Style 36E Series



Single Stage



Two Stage

**Type of Gas:** Natural Gas  
**Ambient Temperature:** -40° to 175°F  
**Pressure Rating:** 14" W.C. (1/2 PSI) max.  
**Voltage:** 24 VAC  
**Frequency:** 50/60 Hz  
**Current:** Single Stage - .410A Two-Stage - .540A  
**Pressure Regulator Setting:** (" W.C.)

	2-Stage			
	1-Stage	Low	High	Min. Diff.
Natural Gas	2.5 - 5.0	1.0 - 3.5	2.5 - 5.0	1.5
LP Gas	7.0 - 12.0	4.0 - 9.5	8.0 - 12.0	2.5

Inlet/Outlet: 3/4" X 3/4" NPT with reducer bushings.

Part No.	# Of Stages	Open Characteristics	Proven Pilot
36H32-304	1	Fast	YES
36H32-423	1	Fast	YES
36H33-412	1	Slow	YES
36H64-463	2	Fast	YES
36H65-401	2	Slow	YES

E-Model	H-Series	E-Model	H-Series
36E22-214	36H32-423	36E54-214	36H64-463
36E24-214	36H33-412	36E96-314	36H65-401
36E36-304	36H32-304	36E98-304	36H33-412
36E52-214	36H33-412		

### WHITE - RODGERS GEMINI GAS CONTROL

- Electrical Shut Off
- 24V 60 Hz
- 1/2" x 1/2" NPT
- Inlet/Outlet Screens. Plastic Hose Barb
- Inlet & Outlet Pressure Taps.
- 1/4" Spade Terminals
- Type 10
- Top Mounted Components
- Mounts in Any Position.
- LP Kit Included

Part No	Description	Stage	Orifice
36J22-214	Fast Opening	1	0.019
36J24-214	Slow Opening	1	0.008
36J24-614*	Slow Opening	1	0.008
36J54-214	Fast Opening	2	0.0276
36J55-214	Slow Opening	2	0.008
36J55-614*	Slow Opening	2	0.008

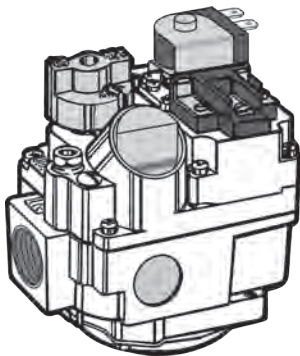
\*Carrier Bottom Outlet Types

G-Model	J-Series	G-Model	J-Series
36G22-214	36J22-214	36G54-214	36J54-214
36G24-214	36J24-214	36G55-214	36J55-214



# GAS HEATING PARTS

## UNIVERSAL 2-STAGE MODELS - INTERMITTENT PILOT, DIRECT SPARK AND HOT SURFACE



**EXCELLENT REPLACEMENTS** FOR THOSE OBSOLETE HONEYWELL AND PENN-JOHNSON 2 STAGE GAS VALVES

### 2-STAGE 24 VOLT GAS VALVES- AND INTERMITTENT PILOT MODELS

Robertshaw's 2-stage 24 volt combination gas valves, standing pilot as well as intermittent pilot models, feature: reliability, performance, flexibility, and easy installation all in one compact control. These valves feature a manual valve (gas cock), inlet/outlet screens, pilot gas filter, and pilot adjustment key. VALVES CAN BE MOUNTED IN ANY POSITION EXCEPT UPSIDE DOWN.

<b>Part No.</b>	<b>Factory Model</b>	<b>Inlet x Outlet</b>	<b>Gas</b>	<b>Lo-Fire</b>	<b>Hi-Fire</b>	<b>Capacity</b>
<b>700-051</b>	7000 BDER2-3-LP-S7C	3/4" X 3/4"	L.P.	2.8" W.C.	11.0" W.C.	480,000
<b>700-053</b>	7000 BDER2-4 S7A	3/4" X 3/4"	Nat.	1.3" W.C.	3.5" W.C.	300,000
<b>700-064</b>	7000 DER2-HC-4-S7C	1" X 1"	Nat.	1.3" W.C.	3.5" W.C.	720,000

- 1000 BTU/Cu. Ft. 0.64 sp. gr. nat. gas@ 1" W.C. pd.
- Has slow opening feature for soft ignition. Can be field removed.

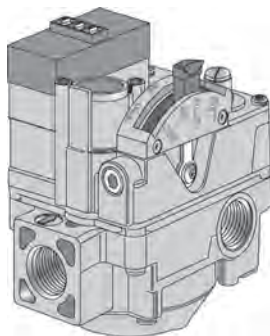
## UNIVERSAL IGNITION GAS VALVE

The Robertshaw 720-079 Uni-Kit is designed to be a universal ignition gas valve. It will work equally well on the following applications:

- Intermittent Pilot • Direct Spark • Hot Surface

Includes a manual valve (on-off)

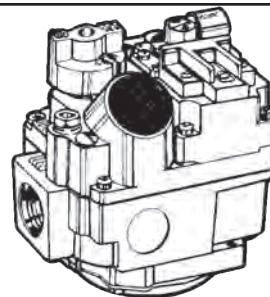
- Pilot valve with plug gas pressure regulator. Replacing Robertshaw
- Honeywell and White-Rodgers gas valves.



<b>Part No.</b>	<b>Description</b>
<b>720-079</b>	7200 IPER Gas Valve. Uni-Kit Includes (1) L.P. Gas Pressure Regulator Conversion Kit, (1) 3/4"X1/2" (1/2"X3/4") Pipe Reducer Bushing, (2) 1/2" Pipe Side Outlets Plugs, (1) Pilot Outlet Plug, Complete Instructions

## ROBERTSHAW 24 VOLT DIAPHRAGM VALVE

SINGLE FUNCTION SOLENOID VALVES FEATURE 3.5" REGULATION, 1/4" PILOT OUTLET, AND MANUAL GAS COCK.



<b>700-422</b>	1/2" Inlet, 3/4" Outlet, Side Tapped Valve
<b>700-424</b>	3/4" Straight Thru

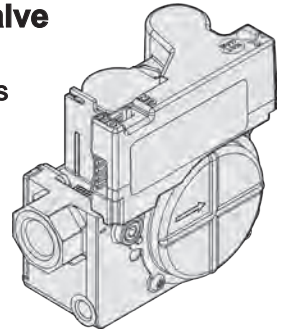
# GAS HEATING PARTS

## 36J27-554 DSI and HSI Modulating Combination Gas Valve

Designed for direct spark ignition (DSI) and hot surface ignition (HSI) system applications. Equipped with redundant and main solenoid valves that control gas flow to the main burners, a pressure regulator and a two-position on/off switch for regulation and electrical shut-off of the solenoid valves. Upon signal from an integrated furnace control, the valve modulates outlet pressure. Mounts in any position including upside down.

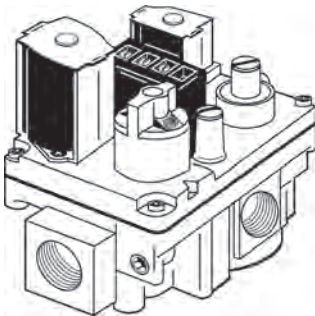
• 1/2" x 1/2" NPT • 24V

Replacement for: 1184333, EF34CW181, S1-025-43257-000



## GAS VALVES FOR HSI

### WHITE RODGERS



<u>Part No.</u>	<u>Gas Type</u>	<u>Step Opening</u>
36H32-304	NAT	-

36E redundant valve is used for H.S.I. & D.S.I. systems rated 24 volts. 140,000 BTU, w/bushings. 1/2" inlet x 3/4" outlet & (3) 1/4" spade terminals.


### ROBERTSHAW

1/2" Inlet  
1/2" Outlet

Rheem # 60-22525-06

*With Pilot Outlet  
Slow Opening*


**720-050** 7200DERS7C



1/2" Inlet  
3/4" Outlet  
3.5" Reg.

*Slow Opening*

**720-072** 7100DERS7C



## HOT SURFACE IGNITION

### 722 SERIES LOW CAPACITY DUAL VALVE GAS CONTROLS

Dual automatic valves (redundant) that are pressure regulated and come factory set at 3.5" W.C. for natural gas. Convertible to L.P. by installing the included regulator conversion kit.

- Small, compact size, 3-9/16" swing radius
- inlet/outlet 1/2" • 90° flanged outlet for side outlet applications

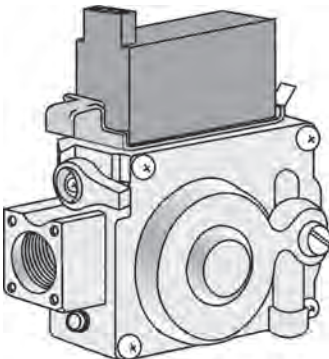
#### STANDARD MODEL

**722-051** 7222DER

#### UNIVERSAL MODEL

Intermittent Pilot - Direct Spark - Hot Surface

**722-079** 2000IPERHC





# GAS HEATING PARTS

## 36C94-303 Gas Valve for Carrier Intermittent Ignition

- 3/4" x 3/4" NPT      • Straight Thru   • Reducer Kit Included
- 24V                      • Single Stage   • Fast Opening
- LP Conversion Kit Included

Replacement for: 1162470, EF32CB197A, EF32CB198A, EF32CW183, EF32CW183A, EF32CW233, EF32W184



## UNIVERSAL ELECTRONIC IGNITION COMBINATION GAS CONTROL

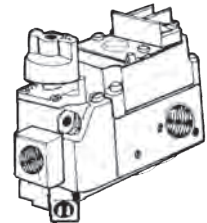
Replaces many IP, HSI, or DSI gas controls.

- For use with natural or manufactured gas or LP gas.
- Includes converter kit to adapt from natural to LP gas Set 3.5" WC
- 3/4 x 3/4"


**VR8345M4302**    Standard Opening  
**VR8345H4555**    Slow Opening

## ROBERTSHAW

Part No.	Reg.	Voltage	Replaces
710-402	3.5" WC	24	B57RA68
710-501	None	MV	B67AA57
710-502	3.5" WC	MV	B67RA56
710-101	None		Manual



Low Capacity  
 Gas Valve  
 70,000 BTU Max  
 1/2" Inlet  
 1/2" Outlet  
 Straight thru with  
 side taps



## HYDRAULIC VALVES

REPLACES HONEYWELL V5267

Part No.	Reg.	Systems
710-203	None	Space Heaters
710-205	3.5" WC	TV27

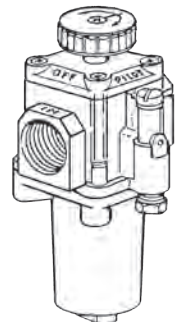


## H43 SERIES BASO AUTOMATIC PILOT VALVES

Interlock between manual valve handle and reset button allows gas to flow only to pilot during pilot relighting. Control shuts off both main and pilot gases if pilot extinguished. Manual valve control both main and pilot gas. Use with all fuel gases. Use with any standard thermocouple. Natural or LP gas.

1/2" Pipe In &  
 Out - 1/4" CC  
 Pilot Outlet

Part No.	Description
<b>H43BA-2</b>	WITH MANUAL HANDLE AS SHOWN
<b>H43GA-3</b>	WITH 1/4" SQUARE ROD HANDLE



## THERMOCOUPLE OPERATED GAS SAFETY VALVES

For space heaters  
 and  
 gas log fireplaces

Valves have 100% shut off & manual gas cock for use with standard thermocouple.

**Part No.**    **Pipe Size**  
**764-742**      1/2"

# GAS HEATING PARTS

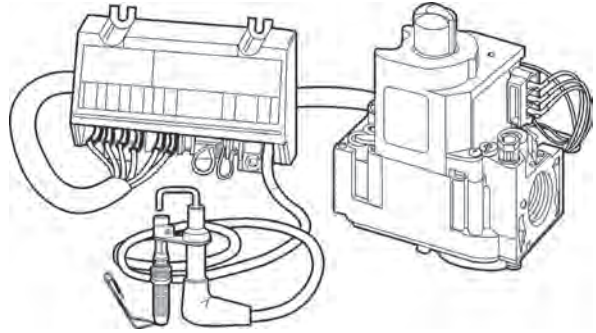
## Y86 INTERMITTENT PILOT IGNITION SYSTEM

Y8610U kits are for use with natural or LP gas: provides 100 percent pilot gas shutoff if pilot fails to light; after 6-minute delay, trial for ignition is repeated. Ignition trial/delay sequence is repeated until the appliance lights or call for heat is removed.

Capacity 270,000 BTU  
 1/2" Inlet, 3/4" Outlet  
 Temp Range -40 to + 175

**Y8610U6006**  
 NAT. OR LP

**Y8610U4001**  
 NAT. ONLY - NON LOCK OUT

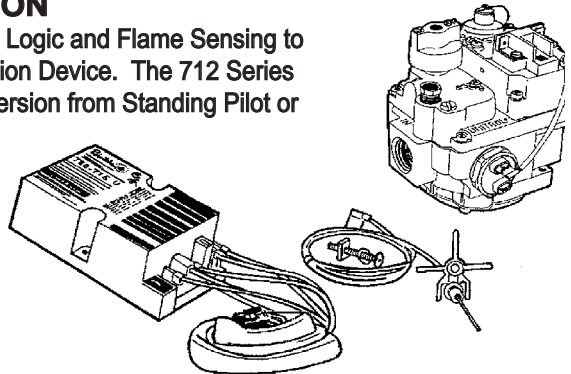


## ROBERTSHAW FLAME RECTIFICATION

The Flame Rectification Systems feature Solid State Logic and Flame Sensing to ensure proper operation of an Intermittent Pilot Ignition Device. The 712 Series provides quick and easy installation for retro fit conversion from Standing Pilot or existing cycle-pilot systems of all makes.

### FEATURES

- Eliminates Standing Pilot Gas Waste
- Eliminates Pilot Outage Problems
- Slow Opening Gas Valve for Soft Ignition
- Compact Gas Valve
- Complete with Wires, Installation Guide and Troubleshooting Instructions.



Part No.	Pipe Size	Gas	BTU	Lock Out
712-008	1/2" X 3/4"	NAT./LP	200,000	NO
712-016	3/4" X 3/4"	NAT.	300,000	NO

## MODERNIZATION KITS FOR OBSOLETE IGNITION CONTROL UNIT BY ROBERTSHAW. FOR SPARK TO PILOT

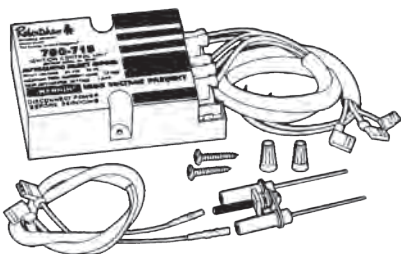
Designed to convert "D" & "K" Series Heat Sensing/Flame Switch Pilot Ignition Systems to Flame Rectification without replacing existing gas valve.

**780-705**

Replaces Module No. SP720, SP710, SP710A

**780-704 (with lockout)**

Replaces Module No. SP750, SP730, SP730A





# HYDRONIC HEATING

**Aquastat controllers for limiting or regulating temperatures of liquids in boilers or tanks.**

<u>Part No.</u>	<u>Sensor</u>	<u>Switch</u>	<u>Temp.</u>
<b>L6006A1145</b>	Insertion	SPDT	100 to 240
<b>L6006C1018</b>	Strap on	SPDT	65 to 200
<b>L6008A1192</b>	66" Remote	SPDT	100 to 240



- Totally enclosed Micro Switch™ snap-acting switches operate on temperature rise to set point.
- Visible control point scale and external adjustment screw permit easy setting.
- Horizontal or vertical insertion of the sensing element.
- Direct or well immersion of the sensing element.
- Models available for strap-on mounting.
- Remote bulb model may be used to sense air temperature in ducts and in outside air sensing applications.
- TRADELINE models include well adapter and tube of heat-conductive compound.

## COPPER WELL ASSEMBLY

<u>Part No.</u>	<u>Insertion</u>	<u>Shell</u>	<u>Spud</u>
<b>123869A</b>	3"	3/8" dia.	1/2-14 NPT
<b>123870A</b>	3"	3/8" dia.	3/4-14 NPT



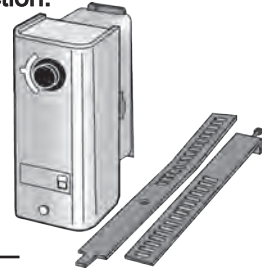
## HOT WATER TEMPERATURE CONTROL WITH STRAP-ON MOUNT

A SPDT, strap-on, surface type hot water control for direct or reverse action. Can be used as either an open high control or an open low control.

### Applications

- automatic changeover control for fan coil systems

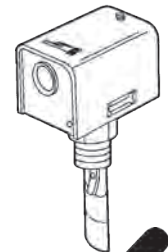
<u>Part No.</u>	<u>Range</u>	<u>Differential</u>	<u>Switch Action</u>
<b>A19DAC-1C</b>	100 to 240°F (38 to 116°C)	10°F (5.6°C)	SPDT



## FLOW SWITCH (STANDARD FLOW RATE SPDT)

- Stainless Steel Paddle has three segments for use in pipes from 1" to 3" dia.
- Paddle Segments can be removed or trimmed as needed
- F61KB-11 and F61MB-1 include a 6" paddle for pipes 4" to 6" applications
- use on lines carrying water or ethylene glycol
- not for use with hazardous fluids or in hazardous atmospheres

<b>F61KB-11C</b>	NEMA 1
<b>F61MB-1C</b>	NEMA 3R



## LIQUID LEVEL FLOW SWITCH (FOR CLOSED TANKS)

- Vaportight enclosure is rated as NEMA Type 3R raintight.
- Not for use with hazardous fluids or in hazardous atmosphere.
- SPDT snap-acting switch
- rugged steel enclosure
- Liquid level control for open and closed tanks and sumps

**F63BF-1C**

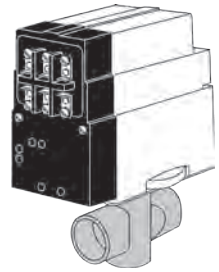


# HYDRONIC HEATING

## 24 VOLT HEATING ZONE VALVES

2 and 3 wire 24V valves For hydronic systems. All have sweat fittings.

Part No.	Brand	Wires	I.D. Size	Aux. Switch
1311-102	White Rodgers	3	3/4	Yes
V8044A1010	Honeywell Diverting	2	1/2	None
V8043E1004	Honeywell	2	1/2	Yes
V8043E1012	Honeywell	2	3/4	Yes
802360JA	MOTOR ONLY (FOR V8043 AND V8044)			



## 24 VOLT SPDT ZONE THERMOSTATS

Auto Change Over

752-1 1/2"



## OIL PRIMARY CONTROL

with 15, 30 or 45 sec.  
Lockout Times

**ICM1503**



- Controls oil burner, oil valve & the ignition transformer in response to a call for heat
- Solid state flame sensing circuit
- LED on terminal strip indicates system lockout
- Enclosed safety switch with external reset button
- Mounts on standard 4x4 J-Box (select models may be mounted directly on burner housing)

Replacement for: White Rodgers: 668-401  
Honeywell: R8184G4009, R8184G1138,  
R8184G1427, R8184G4025  
Tempstar/Heil: 1147017 Carlin: 48245

## HIGH LIMIT AQUASTAT RELAY

with 8°F fixed differential

**L8148A1017**



- High limit opens burner circuit only.
- Include transformer and accessory terminals for adding a remote low limit controller.
- Case available for horizontal/vertical mounting.
- Requires a 24 Vac thermostat with heat anticipator set at 0.2A.
- TRADELINE models include well adapter, tube of heat conductive compound and range stops.


## FUEL OIL FILTERS & CARTRIDGES

Fuel Oil Filter

Wool Felt

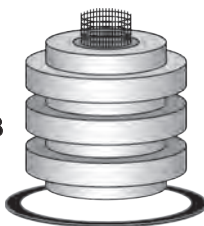
Wool Felt

Spun Fiber



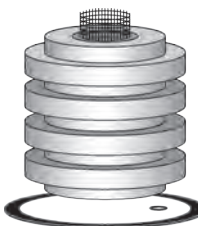
1A-25B

2A-700B



1A-30

88CR



101

2A-710




RF-1

RF-2

# ELECTRIC HEATING

## HEATER KIT REPLACEMENTS FOR GOODMAN

- Proprietary wire coil support system
- High temp. wire alloy open coil heater
- Limit controls included
- Controls are compatible with OEM control system
- Easy installation
- Individually boxed




<u>Part No.</u>	<u>Reference</u>	<u>Voltage</u>	<u>KW</u>	<u>Amps</u>	<u>Elements</u>
NHKR-05	HKR-05	240-1 Ph	4.75	19.79	1
NHKR-10	HKR-10	240-1 Ph	9.50	39.58	2
NHKR3-15	HKR3-15	240-3 Ph	14.25	34.28	3
NHKR3-20	HKR3-20	240-3 Ph	19.50	46.91	3

### Heater Kits for Goodman and Amana Air Handler

Air Handler Model No.: ARUF, ARPT, ASPT, ASUF

<u>Part No.</u>	<u>OEM Ref.</u>	<u>KW</u>	<u>Amps/Volt</u>	<u>Additional</u>
81-0624-01	HKSX05CX	5	19.8@240-1P	Breaker
81-0629-01	HKSX10CX	10	39.6@240-1P	Breaker
81-0630-03	HKSX15XB	15	59.4@240-1P	Breaker
81-0631-07	HKSX20DB	20	79.2@240-1P	Breaker



### Heater Kits for Carrier, Bryant, Comfortmaker, Heil, Day & Night, Payne, ArcoAire, KeepRite Air Handler

Air Handler Model No.: FK, FV, FE4A, FA, FB, FC, FH, FX, PF


<u>Part No.</u>	<u>OEM Ref.</u>	<u>KW</u>	<u>Amps/Volt</u>	<u>Additional</u>
81-0459-01	KFCEH2401C05	5	20.0@240-1P	Breaker
81-0461-01	KFCEH2601C10	10	40.0@240-1P	Breaker
81-0462-01	KFCEH3101C15	15	59.9@240-1P	Breaker
81-0463-01	KFCEH3301C20	20	40.0@240-1P	Breaker



### Heater Kits for YORK

Air Handler Model No.:AHR/AHE/AHV

<u>Part No.</u>	<u>OEM Ref.</u>	<u>KW</u>	<u>Amps/Volt</u>	<u>Additional</u>
81-0672-01	6HK16500506	5	20.0@240-1P	Breaker
81-0676-01	6HK16501006	10	40.0@240-1P	Breaker
81-0678-01	6HK16501506	15	60.0@240-1P	Breaker
81-0685-01	6HK16502025	20	46.2@240-3P	Breaker

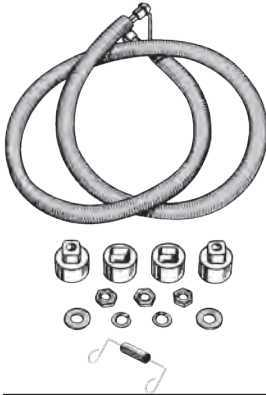


HVAC

# ELECTRIC HEATING


## GENERAL PURPOSE RESTRING COIL KITS

Restring kits are complete with terminal insulators, screws, washers & nuts. Coil wire is in a tight coil with 11/32" max. o.d. Packed in polybag with instructions. Select desired wattage-Order by Part Number.



Watts at		Watts at	
Part No.	240V 208V	Part No.	240V 208V
DH500	5000 3750	DH507	3000 2250
DH501	3500 2625	DH512	4750 3563
DH502	2000 1500	DH516	4666 3500
DH503	2500 1875	DH520	6600 4950
DH505	4500 3375	DH534	6000 4500
DH506	4000 3000	DH556	3300 2475

## 5/8" O.D. GENERAL PURPOSE COIL KITS



Part No.	Connector	Watts	Volts
DH500FC	1/4" Spade	5,000	240
DH500FCB	Bolt	5,000	240
DH506FC	1/4" Spade	4,000	240
DH506FCB	Bolt	4,000	240
DH501FC	1/4" Spade	3,500	240
DH501FCB	Bolt	3,500	240
DH501-4FC	1/4" Spade	3,500	277

Large open coil heaters for wall furnaces, duct heaters, electric furnaces, bathroom heaters & combination units. Coil is terminated with 1/4" spade terminal, butt screws, bushings, nuts & instructions for converting to other connections included.

## FUSE LINKS & CERAMIC MOUNTED LIMITS

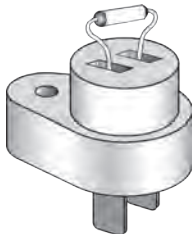
Part No. Open °F Open °C

### FUSE LINKS

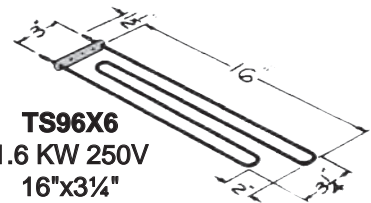
M257	257°F	125°C
M300	300°F	149°C
M333	333°F	167°C
M358	358°F	181°C
M438	438°F	225°C
M468	468°F	242°C

### CERAMIC CUTOUTS TEARDROP

TC5194	194°F	90°C
TC5218	218°F	103.3°C
TC5227	227°F	108.3°C
TC5257	257°F	125°C
TC5300	300°F	149°C
TC5333	333°F	167°C



## GENERAL ELECTRIC



Part No. Open °F Open °C

### ROUND

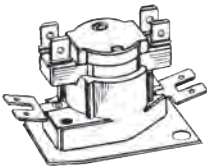
TC6194	194°F	90°C
TC6204	204°F	95.5°C
TC6218	218°F	103.3°C
TC6227	227°F	108.3°C
TC6257	257°F	125°C
TC6300	300°F	149°C
TC6333	333°F	167°C



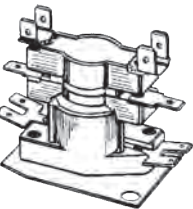



# ELECTRIC HEAT SEQUENCERS

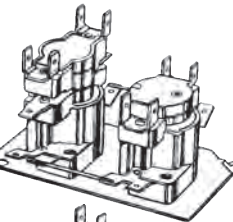
Direct replacement for most fan and heat sequencing functions  
 • 24 Volt input control • Solid State. Quick Connect Terminals



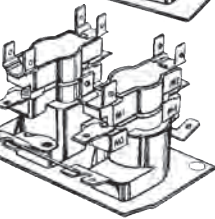
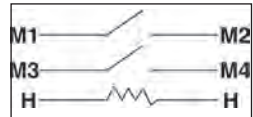
**PCQ101** Q101 OFF 40-110 Sec.  
 (GS101) 33241 ON 1-20 Sec.  
 24A34-1  
 TDR10



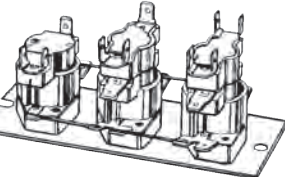
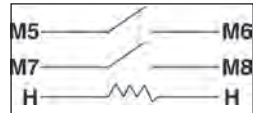
**PCQ102** Q102 OFF 1-30 Sec.  
 (GS102) 33242 ON 30-90 Sec.  
 24A34-2  
 TDR15



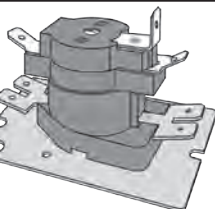
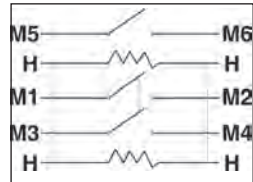
**PCQ103** Q103 OFF 40-110 Sec.  
 (GS103) 33244 ON 1-20 Sec.  
 24A34-3  
 TDR20



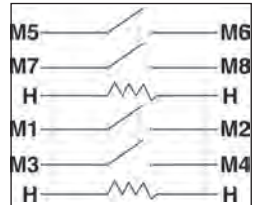
**PCQ104** Q104 OFF 1-30 Sec.  
 (GS104) 33245 ON 30-90 Sec.  
 24A34-4  
 TDR25



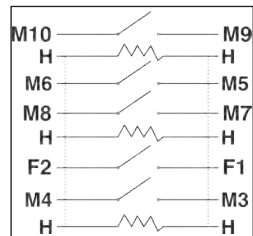
**PCQ105** Q105 OFF 1-110 Sec.  
 (GS105) 33232 ON 1-110 Sec.  
 24A34-5  
 TDR30



**PCQ106** Q106 OFF 1-30 Sec.  
 (GS106) 33233 ON 30-90 Sec.  
 24A34-6



**PCQ107** Q107 OFF 40-110 Sec.  
 (GS107) 15SH41 ON 1-20 Sec.




**PCQ108** Q108 OFF 65-115 Sec.  
 (GS108) GOODMAN ON 1-25 Sec.  
 B1370738



HVAC


# PELLET STOVE MOTORS



<b>Pic.</b>	<b>Part No.</b>	<b>References</b>	<b>Mfg.</b>	<b>Stats</b>
1	PS250-00527	20058 250-00527	AVALON	0.28A 3000RPM 115V
2	PS250-00588	20134 250-00528	AVALON	0.40A 1500RPM 115V
3	PSAE027	20051K AE027	BRECKWELL	0.98A 3000RPM 115V
4	PSAE033	20071K AE033	BRECKWELL	0.55A 3000RPM 115V
5	PCI-1TDN7	12371 1TDN7	DAYTON	0.49A 3000RPM 115V
6	PSAC16	20070 AC-16	ENGLANDER	0.42A 3000RPM 115V
7	PS076002B	20061 PU076002B	ENGLANDER	0.28A 3000RPM 115V
8	PS4C442	20059 PU4C442	ENGLANDER	0.47A 3000RPM 115V
9	PS4C447	20060 PU4C447	ENGLANDER	0.79A 1550RPM 115V
10	PS50-1901	20138 50-1901	ENVIRO	0.93A 3000RPM 115V
11	PSEF161A	20049 EF-161-A	ENVIRO	0.98A 3000RPM 115V
12	PS29145	20064 1-00-29145	HARMAN	1.8A 115V 19"
13	PS21-00945	20062 3-21-00945	HARMAN	1.60A 3000RPM 115V
14	PS21-08639	20050 3-21-08639	HARMAN	0.98A 3000RPM 115V
15	PS21-33647	20146 3-21-33647	HARMAN	0.45A 1500RPM 115V
16	PS21-47120	20063 3-21-47120	HARMAN	1.05A 1500RPM 115V
17	PS12003	20142 12003	KOZI/FAN	0.75A 2700RPM 115V

# PELLET STOVE PARTS

Pic.	Part No.	References	Mfg.	Stats
18	PS5884	20067 H5884	LENNOX	0.57A 1650RPM 115V
19	PS6018	20068 20135 H6018	LENNOX	029A 3000RPM 115V
20	PS812-0051	20065 812-0051	QUADRAFIRE	0.37A 3000RPM 115V
21	PS812-3381	20140 812-3381	QUADRAFIRE	0.91A 3150RPM 115V
22	PS812-4400	20141 812-4400	QUADRAFIRE	0.50A 2900RPM 115V
23	PS812-4900	20143 812-4900	QUADRAFIRE	1.15A 2300RPM 12 $\frac{5}{8}$ "
24	PS20001R	20139 80P20001R	ST CROIX	0.31A 3000RFM 115C
25	PS20003R	20144 80P20003R	ST CROIX	1.93A 2300RFM 13 $\frac{3}{4}$ "
26	PS80472A	20147 80472A	UNITED STATES	1.42A 3000RPM 115V
27	PS80473	20094 80473	UNITED STATES	0.69A 2894RPM 115V
28	PS80600P	20057 80600P	UNITED STATES	2.3/3.0A 800CFM 115V
29	PS80602	20069 80602	UNITED STATES	1.66A 3000RPM 115V
30	PS12056010	20137 12056010	WHITFIELD	0.50A 3000RPM 115V
31	PS12146109	20133 12146109	WHITFIELD	0.50A 3000RPM 115V
32	PS12150011	20136 12146109	WHITFIELD	0.34A 3000RPM 115V
33	PS12156009	20135 12156009	WHITFIELD	0.29A 3000RPM 115V



HVAC

# PELLET STOVE PARTS

## GASKETS & SEALANTS

### PSDGKEP



**ENGLANDER  
AC-DGKEP (20080K)  
80" Gasket Kit White  
Includes PSSEALANT**

### PSSEALANT



**ENGLANDER  
SEALANT  
(20080-1)  
Silicon  
Sealant RTV  
3 oz Tube,  
Black**

### PSDGKC



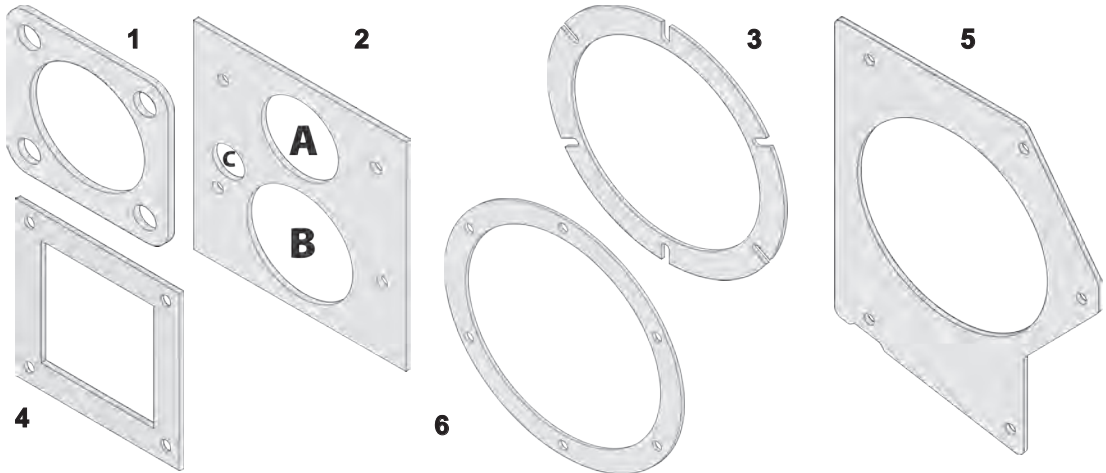
**ENGLANDER  
AC-DGKEP (20111K)  
87" Gasket Kit Black  
Includes PSSEALANT**

### PSHLG

**ENGLANDER  
PU-HLG (20079K)  
13' Gasket Black with  
Adhesive Backing**



**PSGGK  
ENGLANDER  
AC-GGK (20081K)  
84" Gasket Black with  
Adhesive Backing**




Pic.	Part No.	References	Mfg.	Dimensions
1	PSABG	PU-ABG, 20074	ENGLANDER	3½" Sq. 2½" Hole
2	PSBPG	PU-BPG, 20073	ENGLANDER	5½ x 6" A = 2" B = 2⅞" C = 3/4"
3	PSCBMG	PU-CBMG, 20073	ENGLANDER	6" OD 4¾" ID
4	PSEF006	EF-006, 20072	ENVIRO	4¼" x 4" Outside 3" x 2¾" Hole
4	PS290-0113	W290-1113, 20076	NAPOLEON	4¼" x 4" Outside 3" x 2¾" Hole
5	PS290-0111	W290-0111, 20072-1	NAPOLEON	H= 8¾" W= 6⅞" 5" Dia. Hole
6	PS290-0120	W290-0120, 20075	NAPOLEON	6" OD 4⅞" ID
6	PS61050041	61050041, 20123	WHITFIELD	7" OD 5¾" ID



# PELLET STOVE PARTS

## THERMOSTATS

**PSEF015**



**ENVIRO**  
EF-015 (20106)

**PSEF016**



**ENVIRO**  
EF-016 (20107)

**PS5891**



**LENNOX**  
H5891 (20160)

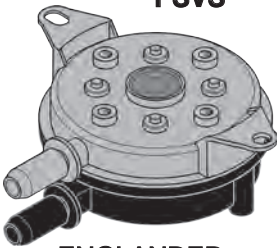
**PS5875**



**LENNOX**  
H5875 (20161)


## VACUUM SWITCHES

**PSVS**



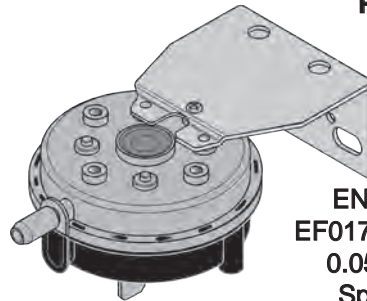
**ENGLANDER**  
PU-VS (20091)  
0.17" WC  
External Switch

**PSCUVS**




**ENGLANDER**  
CU-VS (20092)  
0.05" WC  
External Switch

**PSEF017**



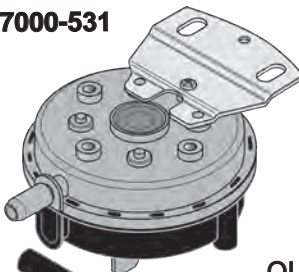
**ENVIRO**  
EF017 (20165)  
0.05" WC  
Spades

**PS30658R**



**ST CROIX**  
80P30658-R (20150)  
0.05" WC  
Spades

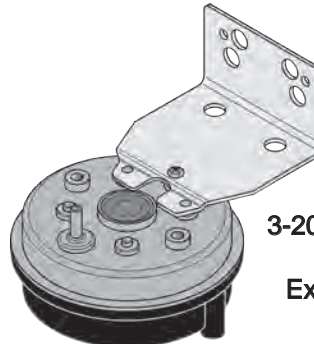
**PS7000-531**



**QUADRAFIRE**  
SRV7000-531 (20097K)  
0.05" WC  
Spades  
1/4" Tubes  
12" long &  
36" long



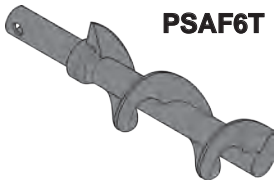
**PS20-6866**



**HARMAN**  
3-20-6866 (20168)  
0.10" WC  
External Switch

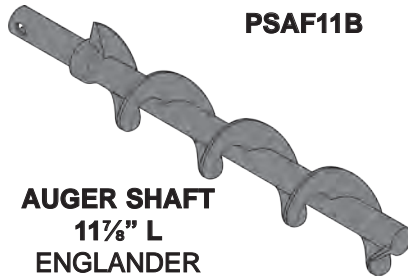
HVAC

# PELLET STOVE PARTS



**PSAF6T**

**AUGER SHAFT**  
7 1/4" L  
ENGLANDER  
(20084, PU-AF6T)



**PSAF11B**

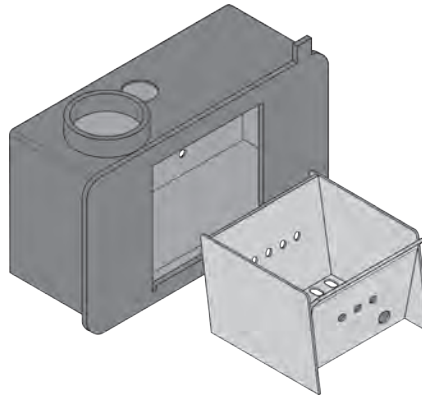
**AUGER SHAFT**  
11 7/8" L  
ENGLANDER  
(20083, PU-AF11B)



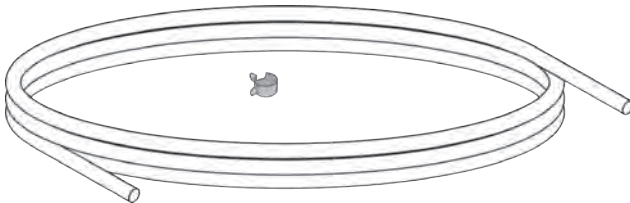
**PSUCF204-12**

**BEARING 3/4" ID**  
ENGLANDER  
(20089,  
PU-UCF204-12)

**PSBURNPOT**  
**BURN POT**  
BRECKWELL  
(20148,  
A-S-BURNPOT)  
Insert Included



**PSINSERT**  
BRECKWELL (20148-1)




**VAC HOSE**  
**(FOR VACUUM SWITCH)**  
**PSVH**

ENGLANDER PU-VH  
20093K  
62" Long, OD = 1/2" ID = 1/4"  
Clamp Included

## FLAME GUIDE for HARMAN



**PS03000**  
3-00-03000 20194



**PS06644**  
3-00-06644 20193

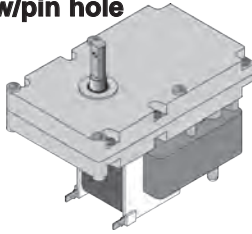


**PS08534**  
3-00-08534 20192

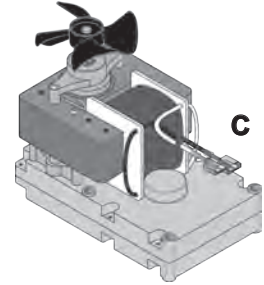
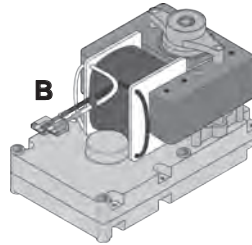
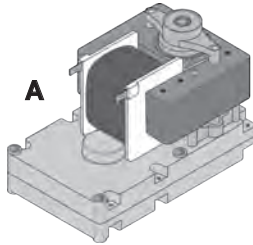
# PELLET STOVE PARTS

## AUGER MOTORS

\*w/pin hole



Bottom View




Part No	Ref.	OEM	RPM	AMPS	Pic.	Stack	Shaft	Rot
PS5886	20098	LENNOX H5886	1.2	0.72	A	1"	1" x 3/8"	C
PS44106	20099	DROLET 44106	1.7	0.72	A	1"	1" x 3/8"	C
PS44126	20100	DROLET 44126	2.5	0.72	A	1"	1" x 3/8"	C
PS44038	20101	DROLET 44038	1	0.72	A	1"	1" x 3/8"	C
PS12046300	20127	WHITFIELD 12046300	1	0.72	A	1"	1 1/8 x 3/8" *	C
PS20278-R	20128	ST CROIX 80P20278-R	2	0.72	A	1"	1 1/8 x 3/8" *	C
PS32060906	20129	HARMAN 32060906	4	0.74	B	1 1/8"	1 1/8 x 3/8" *	C
PS20-09302	20130	HARMAN 3-20-09302	6	1.10	C	1 1/4"	1" x 3/8"	C
PS47040	20131	ENGLANDER PU-047040	1	0.72	A	1"	1 1/8 x 3/8" *	CC
PS812-1220	20132	QUADRAFIRE 812-1220	2	1.03	A	1"	1 1/8 x 3/8"	CC
PSNPAM	20149	NAPOLEON NPAM	1	0.72	A	1"	1 1/8 x 3/8" *	C

\*w/pin hole / Rotation Shaft End: C = Clockwise, CC = Counter Clockwise


### HARMAN ESP PROBE

PS20-00844 Red Wires


PS20-11744 Black Wires



### QUADRAFIRE THERMOCOUPLE



PS7034-247  
20155



PS812-0210  
20153



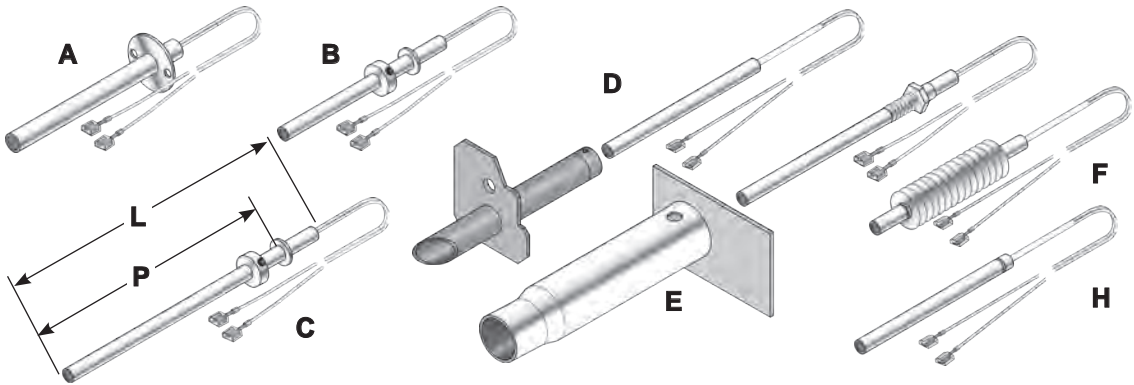
PS812-4470  
20154




PS812-1322  
COVER  
20169

HVAC

# PELLET STOVE HOT ROD IGNITERS



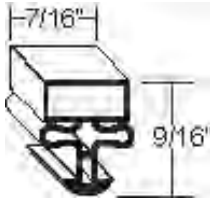
<u>Pic.</u>	<u>Part No.</u>	<u>References</u>	<u>Mfg.</u>	<u>Wattage-Dimensions</u>
<b>1/2" DIAMETER 120V</b>				
A	PS50-619	20086K 50-619	ENVIRO	400W 3 7/8" P x 4 1/2" L
<b>3/8" DIAMETER 120V</b>				
B	PSCHA	20095K PU-CHA	ENGLANDER	300W 3 1/16" P x 4 1/16" L
C	PSCH6	20096K PU-CH6	ENGLANDER	525W 6 3/4" P x 7 3/4" L
D	PS250-02613	20102K 250-02613	AVALON	4" L w/Shroud 4 5/8"
E	PS10-1949	20104K W10-1949	NAPOLEON	275W 3" P 4 1/2" L
F	PS20-677200	20110K 20-677200	HARMAN	3 1/4" P 4 1/2" L
GG	PS6005	20162 6005	LENNOX	w/Hose Clamp
G	PS8127	20115 8127	LENNOX	400W 5 1/4" P 5 3/4" L
H	PSIGNITER	20116K C-E-IGN	BRECKWELL	300W 4" L
I	PS5030-1061	20117 KS5030-1061	GLOW BOY	300W 4" P 5 3/4" L
J	PS80619	20118K 80619	UNITED STATES	250W 4 3/4" L
K	PS52677R	20119K 80P50677R	ST CROIX	250W 3 5/8" L
L	PS52727R	20120K 80P50727R	ST CROIX	250W 4 1/8" x 4 3/4" L
M	PS99300148	20121K 99300148	TRAVIS	200W 4" L
N	PSBAC006	20163 BAC006	TRAEGER	220W 3 1/4" x 4" L
O	PS35-0020	20188 00-0035-0020	THELIN	250W 5 3/8"
P	PS35-0137	20189 00-0035-0137	THELIN	250W 7"



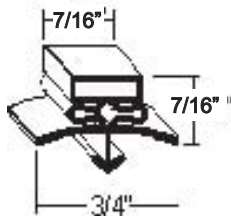


# REFRIGERATION GASKETS

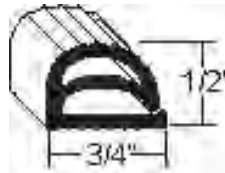
**PROFILE#010**  
Leer, Hussman, Anthony,  
Tyler



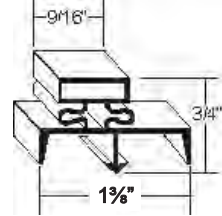
**PROFILE#016**  
Beverage Air, True



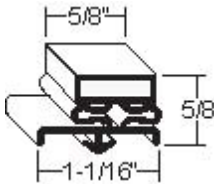
**PROFILE#048**  
Generic Compression  
Gasket



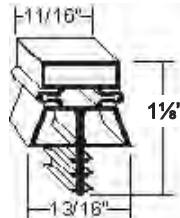
**PROFILE#085**  
Victory



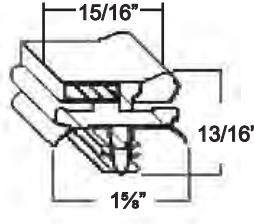
**PROFILE#165**  
Beverage Air, Hobart,  
Norlake, McCall, Kolpak,



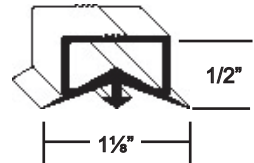
**PROFILE#180**  
Volrath Walk-in's



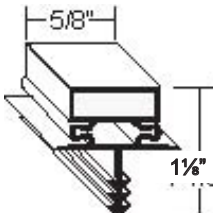
**PROFILE#258**  
True



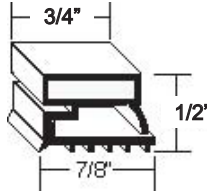
**PROFILE#289**  
Glenco, Silver King  
Hobart "M" Series



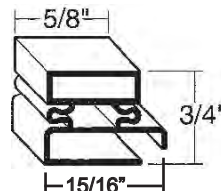
**PROFILE#301**  
Bally Walk-in's



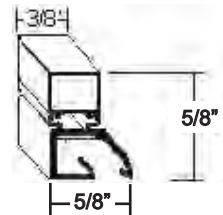
**PROFILE#424**  
Evans, Ever Frost, Federal,  
La Rosa, Pinnacle, Traulsen



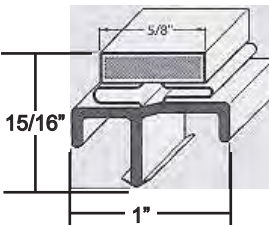
**PROFILE#494**  
Traulsen, Leer, Starrett,  
Norlake, Stanley-Knight



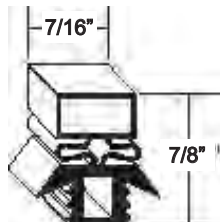
**PROFILE#590**  
Hobart



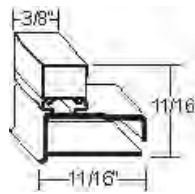
**PROFILE#601**  
American Panel



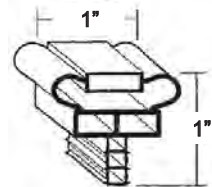
**PROFILE#691**  
Traulsen



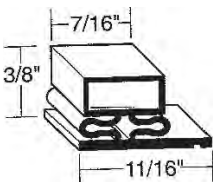
**PROFILE#702**  
Delfield, Hobart, Howard,  
Jorden, Randell, Rhodes,  
Tyler



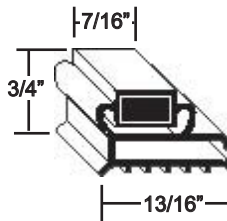
**PROFILE#714**  
Randell



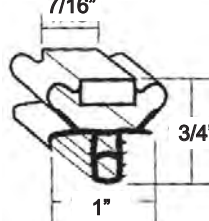
**PROFILE#716**  
Ardco, Barr, La Crosse,  
Puffer Hubbard



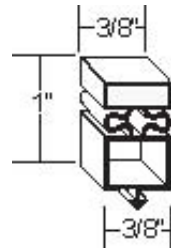
**PROFILE#802**  
Delfield



**PROFILE#891**  
Delfield



**PROFILE#959**  
True



HVAC

# COMMERCIAL DOOR GASKETS

Now order custom made commercial door gaskets from your W.D. Armstrong distributor. Copy and fax this page to order.

<b>P-5484 P-3216 BLUE</b>	<b>P-3199 GREY</b>	<b>P-5485 P-3518 GREY</b>	<b>P-3442 BLACK</b>	<b>P-5486 P-2393 GREY</b>	<b>P-4868 GREY</b>
<b>P-2319-8 GREY</b>	<b>P-2689 GREY</b>	<b>P-2152-8 GREY</b>	<b>P-2099-8 GREY / BLUE WHITE / ALMOND</b>	<b>P-2778-8 BLACK / GREY</b>	<b>P-11026 GREY</b>
<b>P-2553 BLACK</b>	<b>P-2421-8 GREY</b>	<b>P-6662 WHITE / GREY BLACK / BLUE</b>	<b>P-2208-8 GREY</b>	<b>P-10698 GREY</b>	<b>P-3201 GREY</b>
<b>P-1943-8 GREY</b>	<b>P-2209-8 GREY / BLACK</b>	<b>P-1794 BLACK</b>	<b>P-2771 BLACK</b>	<b>P-5483 P-2634 BLACK</b>	<b>P-3265 GREY</b>

**IMPORTANT!** - Double check measurements. Gaskets made by measurement are non-returnable. Gaskets ordered by Part# are subject to a 25% re-stocking charge.

- 1) Select a style from above diagrams.
- 2) Measure from outside edge of the gasket not the frame of the door, when measuring arrowed material the most accurate fit will be obtained with arrow to arrow measurements.
- 3) Magnet 3 sides or 4. Some have no magnet on hinge side. Mark an X where magnet is required.
- 4) Please specify if gasket is 3 sided (example walk in cooler).
- 5) Profiles with more than 1 color, please specify desired color.

**NOTES**

\_\_\_\_\_

\_\_\_\_\_

\_\_\_\_\_

\_\_\_\_\_

<b>P-13548 BLACK</b>	

STYLE	
QUANTITY	
MAGNET ON	
3 SIDES	<input type="checkbox"/>
4 SIDES	<input type="checkbox"/>

OTHER	
GREY	
BLACK	
BLUE	
* O.D.	
** A/A	

\* Outside Dimension  
\*\* Arrow to Arrow

Ordered By \_\_\_\_\_

# ARGUS OUTDOOR CONDENSING UNITS


- Ideal for walk-in coolers and freezers
- Designed specifically for R404A, R-452A, R-448A and R-449A
- Exceeds DOE's AWEF requirement by up to 15%
- Microchannel coil design > 50% lighter & uses 30-40% less refrigerant than other coil tech.

**Tecumseh**


## Standard Features

- Accumulator
- Liquid Filter & Sight Glass
- Crankcase Heater
- Liquid Receiver Tank
- Suction Service Valve
- Defrost Timer
- Suction Filter
- Liquid Service Valve
- Pressure Controls

Part No.	Size	Type	HP	Voltage	RLA	Headmaster	Heater
<b>Reciprocating Compressors</b>							
ASHR2450ZNAFP1	SM	LBP	1¼	208-230/1	5.9	HMK-04	92129-1
ASHR2460ZFAFP1	SM	LBP	1½	208-230/3	5.8	HMK-04	90706
ASHR2480ZFAFP1	Med	LBP	2	208-230/3	8.7	HMK-07	90762
ASHR2480ZNAFP1	Med	LBP	2	208-230/1	12.6	HMK-07	90762
ASHR2510ZNAFP1	Med	LBP	2½	208-230/1	14.7	HMK-06	90706
ASHR9440ZNAFP1	SM	HBP	1/2	115	2.98	HMK-04	92129-2
ASHR9460ZNAFP1	SM	HBP/CBP	¾	208-230/1	5.8	HMK-04	92129-1
ASHR9480ZNAFP1	SM	HBP/CBP	1	208-230/1	7.1	HMK-04	92129-1
ASHR9510ZNAFP1	Med	CBP	1¼	208-230/1	10.3	HMK-07	90762
ASHR9512ZNAFP1	Med	CBP	1½	208-230/1	12.4	HMK-07	90762
<b>Scroll Compressors</b>							
ASHS2480ZNAFP1	Med	LBP	2	208-230/1	12.8	HMK-07	92124-3
ASHS2510ZFAFP1	Med	LBP	2½	208-230/3	9.4	HMK-06	92124-3
ASHS2510ZNAFP1	Med	LBP	2½	208-230/1	15.4	HMK-06	92124-3
ASHS2512ZFAFP1	Med	LBP	3	208-230/3	10	HMK-06	92124-3



**SMALL**  
W = 28.4"  
D = 28.4"  
H = 18.5"



**MEDIUM**  
W = 39.9"  
D = 28.5"  
H = 21.5"

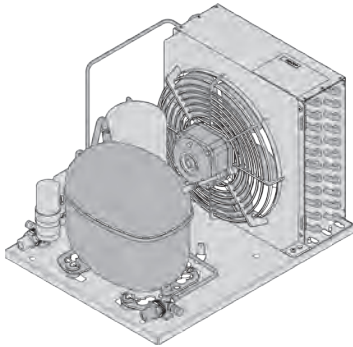
## Replacement Part Kits for Argus Condensing Units

Part No.	Description
90762	Crankcase Heater
92124-3	Crankcase Heater
92124-4	Crankcase Heater
92129-1	Crankcase Heater
92129-2	Crankcase Heater
HPK-01	High Pressure Switch Kit
HPK-02	High Pressure Switch Kit
LPK-01	Low Pressure Switch Kit
LPK-03	Low Pressure Switch Kit
LPK-04	Low Pressure Switch Kit

Part No.	Description
HMK-01	Headmaster Kit
HMK-02	Headmaster Kit
HMK-03	Headmaster Kit
HMK-04	Headmaster Kit
HMK-05	Headmaster Kit
HMK-06	Headmaster Kit
HMK-07	Headmaster Kit

# CONDENSING UNITS

**SECOP**



## GENERAL FEATURES

- Zinc plated base plate
- Reciprocating, hermetic type, compressor
- Air cooled condenser with single fan motor
- Metal fan guard
- Shaded pole fan motor
- 01 Capillary expansion - No Receiver
- 02 Vertical liquid receiver & expansion valve on liquid line
- 3 Sealed shut-off valves (2 main, 1 for charging)
- UL compliant
- Carton box packaging

## R 134a Models

HP	Secop Condensing Unit Model	Secop Compressor Model	Voltage	Capacity HBP @ 45F (BTU/H)	Tecumseh Model M/HBP
1/6	CUHN005Y1003-01	TFS4.5FT	115/60	1,790	AEA3417YXAXA
1/5	CUHN006Y1003-01	NF6.1FX.2	115/60	2,775	AEA3425YXAXA
1/4+	CUHN008Y1013-02	NF8.4FX.2	115/60	3,750	AEA4430YXAXB
1/3	CUHN011Y1013-02	NF11FX	115/60	4,150	AKA4440YXAXB
1/3+	CUHN011Y1113-02	NF11FX.2	115/60	4,850	AKA4448YXAXB
1/2	CUHN018Y1013-02	SC18G	115/60	6,300	AKA4460YXAXB

HP (LBP)	Secop Condensing Unit Model	Secop Compressor Model	Voltage	Capacity LBP @ -10F (BTU/H)	Tecumseh Model LBP
1/3+	CUHN011Y1113-02	NF11FX.2	115/60	1,250	AEA2413YXAXB

## R 404A Models

HP	Secop Condensing Unit Model	Secop Compressor Model	Voltage	Capacity HBP @ 45F (BTU/H)	Tecumseh Model M/HBP
1/3+	CUHN007Z1013-02	NF7CLX	115/60	4,760	AKA9430ZAADG
1	CUHN018Z1015-02	SC18MLX	220/60	11,150	AJA7480ZXDXB

HP (LBP)	Secop Condensing Unit Model	Secop Compressor Model	Voltage	Capacity LBP @ -10F (BTU/H)	Tecumseh Model LBP
1/3+	CUHN007Z1013-02	NF7CLX	115/60	1,550	AEA2413ZXAXB



# CONDENSING UNITS


## Tecumseh

### Condensing Units w/Receiver

Reliable performance and Ready to install - Tecumseh continues to pioneer the design and development of condensing units for various applications. We offer a complete range of air and water-cooled, indoor and outdoor condensing units for commercial refrigeration applications.

All condensers listed include receiver.

<u>Part No.</u>	<u>*BoM No.</u>	<u>Voltage @ 60 Hz</u>	<u>Refrigerant</u>	<u>HP</u>	<u>BTU/Hr</u>
<b>LBP Low Back Pressure @ -10°F</b>					
AE2410Y-AA1ASC	32F414-59S	115V	R134a	1/4	920
AE2413Y-AA1BSC	32F324-59S	115V	R134a	1/3	1300
<b>MBP/HBP - Medium/High Back Pressure @ 20°F</b>					
AJA7455YAADC	2G742-99	115V	R134a	3/4	5540
AJA7455YNADC	2G743-99	208-230V	R134a	3/4	5540
<b>HBP - High Back Pressure @ 45°F</b>					
AE4430Y-AA1ASB	32F470-49S	115V	R134a	1/4	3000
AE4440Y-AA1ASB	32F360-49S	115V	R134a	1/3	4000
AE4450Y-AA1ADC	2G224-59	115V	R134a	1/2	3021
AJA4512YXDXC	2A1193-1	208-230V	R134a	1	12000
<b>LBP Low Back Pressure @ -10°F</b>					
AE2410Z-AA1ASC	32F416-59S	115V	R404A	1/4	980
AE2415Z-AA1ASC	32F328-59S	115V	R404A	1/3	1380
AKA2430ZAADC	2G739-59	115V	R404A	3/4	3000
AJB2439ZAADG	2G701-19	115V	R404A	1	3926
AJB2439ZAADG	2C2116-9	208-230V	R404A	2	10000
AVA2512ZXNXW	2B3143-9	208-230V	R404A	3	12000
<b>MBP/HBP - Medium/High Back Pressure @ 20°F</b>					
AE4425Z-AA1ASC	32F562-59S	115V	R404A	1/5	2500
AE4440Z-AA1ASC	32F364-59S	115V	R404A	1/3	4400
AJA7480ZNADG	2G1010-19	208-230V	R404A	12	7940



HVAC

# EVAPORATIVE CONDENSER UNITS

**Applications:** Food prep tables, reach-in coolers, beverage dispensers where condensate drains in the condenser base.

**Dimensions:** 9½" W x 19" L x 10¼" H

## 115V • R404A

Part No.	BTU @ -20	Temp Range	Amp
AE2410Z-AA1AGB	730	-40 to +20°F	4.9
AE2415Z-AA1AGB	1191	-40 to +20°F	6.82

## 115V • R134A

Part No.	BTU @ +30	Temp Range	Amp
AEA4440Y-A1AGB	3080	+20 to +55°F	7.86

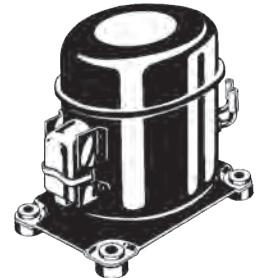


# COMPRESSORS

## Tecumseh Compressors

Series	Height	Base
AE	9"max	4"x6.5"
AG	16.5"max	7.5"x7.5"
AH	14.5"max	7.5"x7.5"
XA=115v; XD=208/203v1p; XF208/230v/3p		
XG=460v3p; XT=200/203v1p; XV=265v1p		

Series	Height	Base
AJ	12"max	4.81"x8"
AK	10.5"max	T-Base
AV	15"max	7.5"x7.5"
AW	14.5"max	7.5"x7.5"



### FULL LINE AVAILABLE

Call with Model # from Compressor Being Replaced

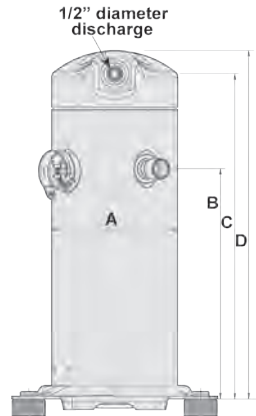
**AIR CONDITIONING COMPRESSORS - RATING POINT 45 DEG.  
EVAP. 130 DEG. COND. Controls in Use**

Model No.	Bill of Material	Volt-Ph	Ref	HP	BTU/Hr Disch	Suct
AVA5535EXN	AV122ET-029-J7	230/208-60-1	R22	2¾	35200	1/2" 7/8"
AVA5535EXT	AV123RT-027-J7	230/200-60-3	R22	2¾	35200	1/2" 7/8"
AVA5538EXG	AV134TT-036-J7	460-60-3	R22	3	38400	1/2" 7/8"
AVA5538EXN	AV133ET-030-J7	230/208-60-1	R22	3	38400	1/2" 7/8"
AVA5538EXT	AV134RT-035-J7	230/200-60-3	R22	3	38400	1/2" 7/8"
AVA5542EXG	AV145TT-036-J7	460-60-3	R22	3½	42500	1/2" 7/8"
AVA5542EXN	AV144ET-034-J7	230/208-60-1	R22	3½	42500	1/2" 7/8"
AVA5542EXT	AV145RT-035-J7	230/200-60-3	R22	3½	42500	1/2" 7/8"
AVA5546EXG	AV169TT-036-J7	460-60-3	R22	3¾	46500	1/2" 7/8"
AVA5546EXN	AV168ET-041-J7	230/208-60-1	R22	3¾	46500	1/2" 7/8"
AVA5546EXT	AV169RT-035-J7	230/200-60-3	R22	3¾	46500	1/2" 7/8"

# Copeland Scroll™ COMPRESSORS

## Capacity

Part No.	Btu/hr	Run Cap	RLA	A	B	C	D	Suction
<b>R22 SCROLL 208-230V/1 phase/60HZ</b>								
ZR16K5PFV	15500	30/370	9.3	5.5	10.1	14.2	15.3	3/4
ZR18K5PFV	18000	30/370	10.7	5.5	10.1	14.2	15.3	3/4
ZR21K5PFV	21000	35/370	12.0	5.5	10.1	14.2	15.3	3/4
ZR25K5PFV	25300	40/370	15.0	5.5	10.1	14.2	15.3	3/4
ZR28K5PFV	28400	45/370	15.7	5.5	10.1	14.2	15.3	3/4
ZR32K5PFV	32600	50/370	17.1	5.5	10.1	14.2	15.3	3/4
ZR38K5PFV	29000	55/370	21.4	6.5	11.1	15.4	16.4	7/8
ZR42K5PFV	42200	55/370	22.1	6.5	11.1	15.4	16.4	7/8
ZR48K5PFV	48200	60/440	24.3	6.5	11.1	15.4	16.4	7/8
ZR54K5PFV	53500	80/370	28.2	6.5	11.1	15.4	16.4	7/8
ZR57K3PFV	58000	80/370	32.1	7.3	11.68	16.13	18	7/8
ZR61K3PFV	62000	80/370	32.1	7.3	11.68	16.13	18	7/8
<b>R22 SCROLL 208-230V/3 phase/60HZ</b>								
ZR32K5TF5	32600	N/A	12/6.4	5.5	10.1	14.2	15.3	3/4
ZR48K5TF5	48200	N/A	17/7.9	6.5	11.6	15.4	16.5	7/8
ZR57K3TF5	58500	N/A	19.3/9.1	7.3	11.68	16.13	18	7/8
ZR61K3TF5	62000	N/A	19.3/9.1	7.3	11.68	16.13	18	7/8
<b>R22 SCROLL 460V/3 phase/60HZ</b>								
ZR48K5TFD	48200	N/A	17/7.9	6.5	11.6	15.4	16.5	7/8
ZR61K3TFD	62000	N/A	19.3/9.1	7.3	11.68	16.13	18	7/8
Part No.	Btu/hr	Run Cap	Start Cap	A	B	C	D	Suction
<b>R410A SCROLL 208-230V/1 phase/60HZ</b>								
ZP16K5EPFV	15500	35/370	88-106/330	5.5	10.4	14.3	15.3	3/4
ZP20K5EPFV	20200	35/370	88-106/330	5.5	10.4	14.3	15.3	3/4
ZP21K5EPFV	21300	35/370	88-106/330	5.5	10.4	14.3	15.3	3/4
ZP24K5EPFV	24000	35/370	88-106/330	5.5	10.4	14.3	15.3	3/4
ZP25K5EPFV	25200	35/370	88-106/330	5.5	10.4	14.3	15.3	3/4
ZP26K5EPFV	26400	40/370	88-106/330	5.5	10.4	14.3	15.3	3/4
ZP29K5EPFV	29000	35/370	88-106/330	5.5	10.4	14.3	15.3	3/4
ZP30K5EPFV	30600	40/370	88-106/330	5.5	10.4	14.3	15.3	3/4
ZP31K5EPFV	31500	40/370	88-106/330	5.5	10.4	14.3	15.3	3/4
ZP35K5EPFV	36900	45/370	88-106/330	6.5	11.6	15.4	16.5	7/8
ZP36K5EPFV	36000	45/370	88-106/330	6.5	11.6	15.4	16.5	7/8
ZP38K5EPFV	37500	45/370	88-106/330	6.5	11.6	15.4	16.5	7/8
ZP40K5EPFV	41100	30/370	88-106/330	6.5	11.6	15.4	16.5	7/8
ZP42K5EPFV	42000	30/370	88-106/330	6.5	11.6	15.4	16.5	7/8
ZP51K5EPFV	51900	40/440	88-106/330	6.5	11.6	15.4	16.5	7/8
ZP54K5EPFV	54000	40/440	88-106/330	6.5	11.6	15.4	16.5	7/8
ZP60K5EPFV	60800	40/440	43-52/330	6.5	11.6	16	17	7/8
<b>R410A SCROLL 208-230V/3 phase/60HZ</b>								
ZP38K5ETF	37500	N/A	N/A	6.5	11.6	15.4	16.5	7/8
ZP42K5ETF	42000	N/A	N/A	6.5	11.6	15.4	16.5	7/8
ZP51K5ETF	51900	N/A	N/A	6.5	11.6	15.4	16.5	7/8
ZP54K5ETF	54000	N/A	N/A	6.5	11.6	15.4	16.5	7/8
<b>HARNESS</b>								
1172730	12 Gauge	38"						
1174685	12 Gauge	58"						
1083654	10 Gauge	58"						



Mounting pattern  
7.5"x7.5"

Copeland Scroll compressors ZRK5 & ZPK5 are offered in an -830 bill-of-material option, such as ZR25K5-PFV830, that includes the compressor with a 42 inch molded plug wiring harness, mounting parts and installation instructions.

HVAC

# LG SCROLL COMPRESSOR KITS

Excellent replacement for Copland compressors

Compressor Kit includes:

- Molded Plug
- Thermal Cut-out
- Instruction Sheet
- Mounting Hardware
- Same square mounting as other scroll manufacturers (7.50" x 7.50")

## LG SCROLL R410A COMPRESSOR MODELS

<u>Part No.</u>	<u>BTU</u>	<u>Capacitor</u>	<u>Voltage</u>
APB016KAA	15,200	35µ/370V	208/230
APB020KAA	19,500	35µ/370V	208/230
APB024KAA	22,500	40µ/370V	208/230
APA032KAA	30,500	45µ/440V	208/230
AQA034KAA	34,100	45µ/440V	208/230
AQA036KAA	36,000	60µ/440V	208/230
AQA042KAA	41,500	70µ/440V	208/230
ABA051KAC	51,500	75µ/440V	208/230
ABA054KAA	54,000	80µ/440V	208/230
ABA054RAB	54,000	-	208/230 3 Phase
ABA054WAB	54,000	-	460V 3 Phase



## LG SCROLL R-22 COMPRESSOR MODELS 208-230V

<u>Part No.</u>	<u>BTU</u>	<u>Capacitor</u>	<u>Oil Type</u>	<u>Mineral Oz.</u>
SQA022KAZ	21,500	35µ/440V	3GS	37.2
SQA026KAZ	26,100	35µ/440V	3GS	37.2
SQA032KAZ	32,300	45µ/440V	3GS	37.2
SQA038KAZ	37,000	50µ/440V	4GS	37.2
SQA042KAZ	41,200	50µ/440V	4GS	37.2
SR047KBZ	47,600	60µ/440V	4GS	55.8
SRA053KAZ	53,500	70µ/440V	4GS	55.8
SR057KCZ	58,000	70µ/440V	4GS	55.8
SR061RBZ	62,000	3 Phase	4GSI	68.8

## LG Scroll Multi Refrigerant\* Medium Temp Refrigeration

\*R404A, R507, R448A, R449A

- Quiet Start-Up & Shut-Down Discharge check valve minimizes sound
- Internal Overload Protection Thermal switch protects the compressor motor from overheating

<u>Part No.</u>	<u>HP</u>	<u>Capacity 20F°</u>	<u>Voltage - Phase</u>
MPA010KAA	1¼	9,700	230/208v-1ph
MPA013KAA	1¾	12,500	230/208v-1ph
MPA015KAA	2	15,200	230/208v-1ph
MPA019KAA	2¼	16,900	230/208v-1ph
MBA021KAA	2¾	22,400	230/208v-1ph
MBA026KAA	3	25,000	230/208v-1ph
MBA029KAA	3½	27,700	230/208v-1ph
MBA033KAA	4	31,100	230/208v-1ph
MBA033RAA	4	31,100	230/208v-3ph
MRA038KAA	4½	37,000	230/208v-1ph
MRA038RAA	4½	37,200	230/208v-3ph
MRA045RAA	5¼	45,100	230/208v-3ph
MRA045SAA	5¼	45,200	460v-3ph





# SCROLL COMPRESSORS FOR ARGUS

## SCROLL COMPRESSORS

Utilize two offset spiral disks allowing for concurrent suction, compression and discharge cycles as the gas passes through the mechanism.

Models are available in R404A/R507 in Low and Commercial Temperature.



Part No.	HP	Phase	BTUH	RLA
<b>LBP @-10F</b>				
VS2480Z-NA9A	2HP	1	10800	11.3
VS2511Z-FA1A	3HP	3	14700	10
VS2511Z-NA9A	3HP	1	14600	14.8
VS2513Z-FA1A	3HP	3	18300	13
VS2513Z-NA9A	3HP	1	18000	18.4
VS2519Z-FA1A	5HP	3	25900	15.7
VS2519Z-NA9A	5HP	1	25900	25.5
VS2522Z-FA1A	5½HP	3	30800	18
<b>CBP @20F</b>				
VSC9515XNA	2HP	1	14622	12.2
VSC9519XNA	3HP	1	19501	16
VSC9521XMA	3HP	3	20843	11.2
VSC9521XNA	3HP	1	20690	16.7
VSC9526XMA	4HP	3	25808	14.1
VSC9526XNA	4HP	1	26033	21
VSC9530XMA	4HP	3	30324	16.7
VSC9530XNA	4HP	1	30328	24.4
VSC9538XMA	5HP	3	36497	16.7
VSC9538XNA	5HP	1	35870	28.9

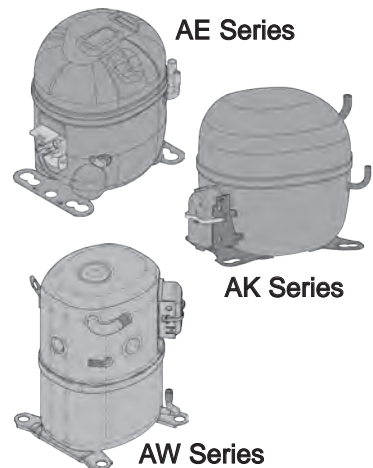
# RECIPROCATING COMPRESSORS FOR ARGUS

Type: Reciprocating Compressors Refrigerant: R-404A/R-407A/R-448A/R-449A/R-452A

LBP - Low Back Pressure - CBP Commercial Back Pressure - HBP - High Back Pressure

Voltage/Frequency: 200-230V 60Hz 200-220V 50Hz

Part No.	Phase	BTUH	RLA
<b>LBP @-10F (R404A ARI)</b>			
AK2448Z-NA3C	1	3586	4.5
AWA2450ZXT	3	4800	4.2
AWA2480ZXT	3	7600	6.2
AWA2510ZNA	1	9100	10.2
<b>CBP @20F (R404A ARI)</b>			
AWA9480ZXN	1	7800	6.5
AWA9512ZXN	1	11600	8.9
<b>HBP/CBP @45F (R404A ARI)</b>			
AE4450Z-XN3C	1	5900	2.98
AK4510Z-NA3C	1	9280	4.7
AK4513Z-NA3C	1	12040	6.6



HVAC

Prices subject to change without notice

© 1971 - 2024 w.d. armstrong corp.

# R290 COMPRESSORS

## Natural Refrigerant - R290 (propane) Compressors

The new DLE and NLE compressors are tailored for commercial use and are capable to substitute products made for high GWP (Global Warming Potential) refrigerants like R404A and R134a. With these compressors, Secop perfectly meets the increasing market demand for natural refrigerants with a very low GWP and high efficiency.

- High Efficiency Refrigerant
- Lower Operating Pressures
- Smaller Refrigerant Charge
- -31°F to 45° Evap range

Part No.	Code	LBP -10F BTU/Hr.	MBP +20F BTU/Hr.	Height (A)
<b>115-127V</b>				
DLE4.0CN	102H3482	800	1436	6.9"
DLE4.8CN	102H3582	993	1747	6.9"
DLE5.7CN	102H3682	1202	2092	6.9"
DLE6.5CN	102H3792	1305	2300	6.9"
NLE8.0CN	105H6093	1586	2793	7.99"
NLE8.8CN	105H6099	1778	3145	7.99"
NLE11CNL	105H5981	2110	-	7.99"
NLE11MN	105H5980	-	4167	7.99"
SCE15CNLX	104H7578	2693	-	8.62"
SCE15MNX	104H7579	-	5296	8.62"
SCE18CNLX	104H7878	3231	-	8.62"
SCE18MNX	104H7879	-	6129	8.62"
SCE21CNXL	104H7178	3730	-	8.62"
<b>208-230V</b>				
SCE15CNLX-230	104H8577	2618	-	8.62"
SCE15MNX-230	104H8579	-	5307	8.62"
SCE18CNLX-230	104H8878	3203	-	8.62"
SCE18MNX-230	104H8879	-	6160	8.62"
SCE21CNLX-230	104H8173	3754	-	8.62"



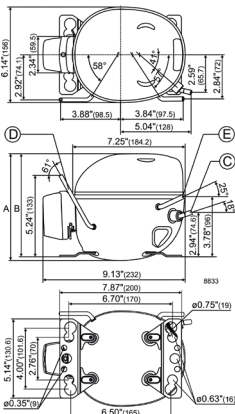
**DLE**



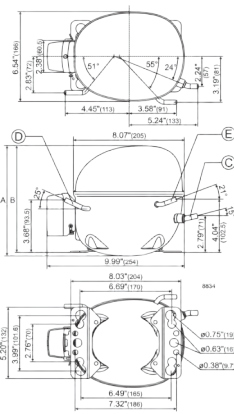
**NLE**



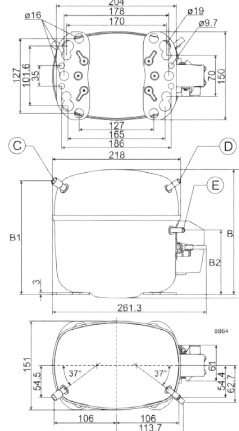
**SCE**



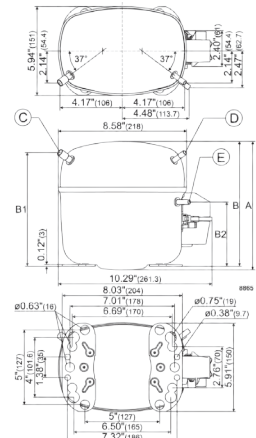
**DLE: 115-127 V/60 Hz**



**NLE: 115-127 V/60 Hz**



**SCE: 208-230 V/60 Hz**

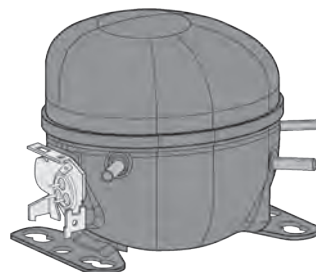
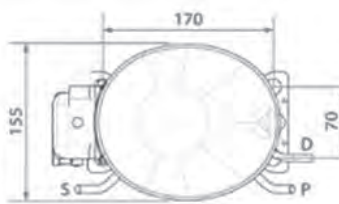
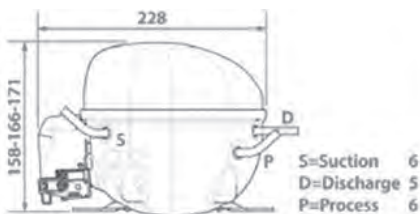


**SCE: 115-127 V/60 Hz**

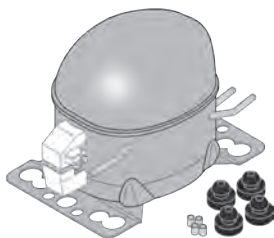
# R600 REFRIGERATOR COMPRESSORS

- 115-127VAC 60HZ
- R600a Refrigerant
- Hermetic reciprocating compressor
- Low Back Pressure
- Evap. Temp. -35° to -10° (-31°F to 14°F)
- Low Starting Torque LST
- RSIR Motor Type
- Capillary Tube Expansion Device
- PTC Starting Device

<u>Part No.</u>	<u>HP</u>	<u>Cooling Capacity</u>	<u>H</u>
<b>EMX20CLC</b>	1/12	262 Btu/h 66 kcal/h 77W	158
<b>EMU40CLC</b>	1/8	393 Btu/h 99 kcal/h 115W	166
<b>EMU60CLC</b>	1/6	597 Btu/h 150 kcal/h 175W	171



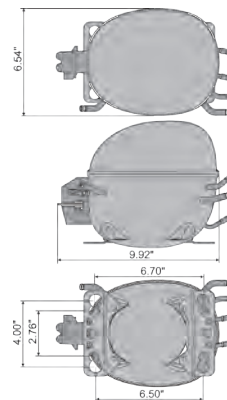
# REFRIGERATOR COMPRESSORS



Parts  
Connect®



**Refrigerator Compressors**  
**1/4 HP • R134a • 110/120V 60 Hz • LBP**  
 4" X 6" Footprint, Includes Electricals,  
 Grommets & Sleeves. Relay (PTC) Start



HVAC

<u>Part No.</u>	<u>REF.</u>	<u>BTU</u>	<u>H</u>	<u>Style</u>
<b>PC660L</b>	<b>NF6FK</b>	<b>660</b>	<b>7.72"</b>	<b>RSCR Relay Start Capacitor Run</b>
<b>PC836L</b>	<b>NF7FK</b>	<b>836</b>	<b>8"</b>	<b>RSIR Relay Start Induction Run</b>
<b>PC990L</b>	<b>NF9FK</b>	<b>990</b>	<b>7.72</b>	<b>RSCR Relay Start Capacitor Run</b>

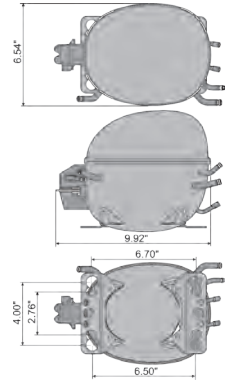
<u>Compressor</u>	<u>Cu. Ft./ BTU</u> <u>Side X Side</u>	<u>Cu. Ft./ BTU</u> <u>Top Freezer</u>	<u>Cu. Ft./ BTU</u> <u>Upright Freezer</u>	<u>Cu. Ft./ BTU</u> <u>Chest Freezer</u>
<b>PC660L</b>		10-12 ft <sup>3</sup> (650)	14 ft <sup>3</sup> (685)	7-12 ft <sup>3</sup> (660)
<b>PC836L</b>	20-22 ft <sup>3</sup> (815)	14-26 ft <sup>3</sup> (815)	17-21 ft <sup>3</sup> (750)	12-20 ft <sup>3</sup> (815)
<b>PC990L</b>	24-28 ft <sup>3</sup> (1065)	-	-	21-25 ft <sup>3</sup> (1065)

# SECO P COMPRESSORS

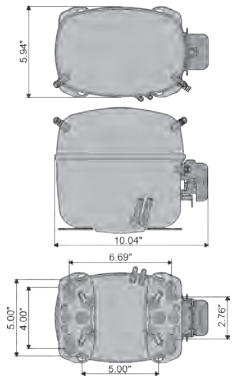
The Secop range of hermetic reciprocating compressors packs a mighty punch in a small package. Compact design, efficient motors and low energy consumption are the main features in hermetic compressors that build on over 50 years of reliability and quality.

This chart contains information on Secop hermetic refrigeration compressors for fixed voltages ranging from 115 V to 240 V.

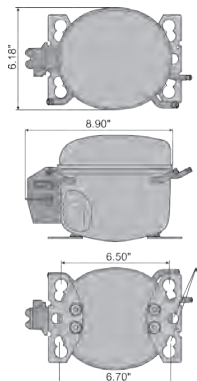
All of the compressor types are designed for refrigeration systems using the designated refrigerants listed below.



**NF Series**



**SC Series**



**TF Series**

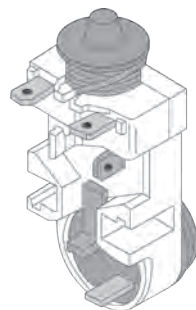
Part No.	Capacity*	HP	VoltS	H	Cross Reference	
					R134a Models	
TFS4.5FT	477 LBP	1/8	115	6.81"	EMI45HER	AEA1338XYA
	1790 HBP				EMI45HHR	AEA3417YXA
NF6.1FX.2	722 LBP	1/5	115	7.76"	FF8.5HBK	AEA1360YXA
	2796 HBP				FF7.5HBK	AEA3425YXA
NF7.3FX.2	894 LBP	1/4	115	7.76"	FF10HBK	
	3341 HBP				FF8.5HBK	AEA4431YXA
NF8.4FX.2	1032 LBP	1/4	115	7.76"	NE2121Z	AEA2410YXA
	3767 HBP				FF10HBX	AEA4430YXA
NF11FX	1101 LBP	1/3	115	8"	NE2121Z	AEA2410YXA
	4164 HBP				NEK6187Z	AEA4440YXA
NF11FX.2	1250 LBP	1/4+	115	8"	FF112HBX	AEA2413YXA
	4840 HBP				NE6210Z	AEA4448YXA
SC15G	5606 HBP	1/2	115	8.23"	NT6213Z	AEA4450YXA
SC18G	6291 HBP	1/2+	115	8.62"	NT6215Z	AEA4460YXA
<b>R404a Models</b>						
TF4CLX	1530 LBP	1/5	115	6.81"	~	TP9415ZAA
TFS4.5CLX	929 LBP	1/4	115	6.81"	NEK2117GK	AEA2380ZXA
NF5.5CLX	1250 LBP	1/3	115	7.76"	NEK2121GK	AEA2411ZXA
	3740 HBP				NE6131GK	AE4440Z
NF7CLX	1545 LBP	1/3+	115	8"	NEK2125GK	AEA2411ZXA
	4760 HBP				NE6120GK	AKA9438ZXA
SC10CL	1424 LBP	1/3	115	8.23"	NEK2134GK	AEA2419ZXA
SC12CL	2382 LBP	1/2	115	8.23"	NEK2150GK	AEA2425ZXA
SC12CLX.2	2472 LBP	1/2	115	8.23"	NT2168GKV	AEA2425ZXA
SC15CLX.2	3011 LBP	3/4	115	8.62"	NT2178GKV	AJB2433ZXA
SC15CLX.2-2	3011 LBP	3/4	240	8.62"	NT2178GKV	AJB2433ZXA
SC18CLX.2-2	3666 LBP	3/4	240	8.62"	NT2180GKV	AJB2444ZXD
SC12MLX	7909 HBP	1/2+	115	8.62"	NT6220GKV	AKA9455ZXA
SC12MLX-2	7909 HBP	1/2+	240	8.62"	NT6217GKV	AJA7455ZXD
SC15MLX	9433 HBP	3/4	115	8.62"	NT6222GKV	AJE513ZHZ
SC15MLX-2	9433 HBP	3/4	240	8.62"	NT6222GKV	AJE513ZHD1
SC18MLX	11135 HBP	1	115	8.62"	NT6224GKV	~
SC18MLX-2	11135 HBP	1	240	8.62"	NT6224GKV	AJA7490ZXD

\*Capacity BTU/Hr. @ LBP @ -10°F, HBP @ 45°F




# SECOP COMPRESSOR COMPONENTS

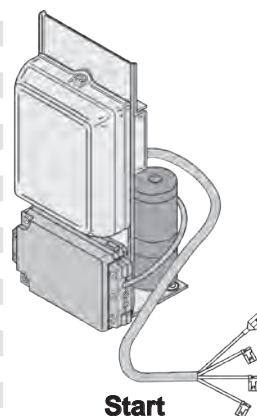
<u>Model</u>	<u>Voltage</u>	<u>Relay or Start Dev.</u>	<u>Capacitor or Start Dev.</u>
TF4CLX	115/60	117U4148	117U5025
TFS4.5CLX	115/60	117U4148	117U5025
TFS4.5FT	115/60	117U4126	117U5022
TL4G	115/60	117U6003	117U5023
NF5.5CLX .	115/60	117U4061	117U5025
NF5.5FX	115/60	117U4127	117U5025
PC660L (NF6FK)	115/60	117U4132	117U5022
NF6.1FX.2	115/60	117U4127	117U5025
NF7CLX	115/60	117U4129	117U5022
PC836L (NF7FK)	115/60	117U4132	117U5022
NF7.3FX.2	115/60	117U4061	117U5025
NF8.4FX.2	115/60	117U4129	117U5025
PC990L (NF9FX)	115/60	117U4129	117U5025
NF11FX	115/60	117U4123	117U5028
NF11FX.2	115/60	117U4151	117U5028
SC10CL	115/60	117U6020	117U5023
SC12CL	115/60	117U6020	117U5023
SC12CLX.2	115/60	117U6020	117U5023
SC12MLX	115/60	117-7053	-
SC12MLX.2	220/50-60	117U6011	117U5017
SC15CLX.2	115/60	117-7053	-
SC15CLX.2	220/60	117-7039	-
SC15G	115/60	117U6020	117U5023
SC15MLX	115/60	117-7053	-
SC15MLX.2	220/60	117-7053	-
SC18CLX.2	115/60	117-7045	-
SC18CLX.2	220/60	117-7066	-
SC18G	115/60	117-7441	117U5042
SC18MLX	115/60	117-7045	-
SC18MLX	220/60	117-7066	-
<b>R290 Compressors</b>		<b>CSCR</b>	<b>CSIR</b>
DLE4.0CN	115/60	117U7022	117U5023
DLE4.8CN	115/60	117U7011	117U5023
DLE5.7CN	115/60	117U7011	117U5023
DLE6.5CN	115/60	117U7013	117U5023
NLE8.0CN	115/60	117U7014	117U5073
NLE8.8CN	115/60	117U7013	117U5025
NLE11CNL	115/60	117U7020	117U5039
NLE11MN	115/60	117U7020	117U5073
SCE15CNX	115/60	117-7801	117-7802
SCE15MNX	115/60	117-7801	117-7802
SCE18CNLX	115/60	117-7801	
SCE18MNX	115/60	117-7805	117-7803
SCE21CNXL	115/60	117-7809	
SCE15CNLX-230 CSCR	230/60	117-7808	
SCE15CNLX-230 CSIR	230/60	117U7413	117U5076
SCE15MNX-230 CSCR	230/60	117-7809	
SCE15MNX-230 CSIR	230/60	117U7401	117U5076
SCE18CNLX-230 CSCR	230/60	117-7809	
SCE18CNLX-230 CSIR	230/60	117U7413	117U5076
SCE18MNX-230 CSCR	230/60	117-7807	
SCE18MNX-230 CSIR	230/60	117U7412	117U5076
SCE21CNLX-230 CSCR	230/60	117-7811	
SCE21CNLX-230 CSIR	230/60	117U7407	117U5076



**Relay**



**Capacitor**



**Start  
Device**

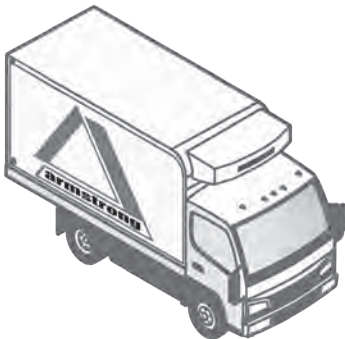
HVAC

# DC SECOP COMPRESSORS

BD compressors are direct current (DC) compressors for 12/24 V DC power supply. Can be used in mobile refrigerators and freezers using R134a refrigerant. Used for transportation of items from 0°F - 46°F. For Cooling boxes from 18 - 150 liters.

Designed to meet harsh road conditions of a chassis mounted refrigerator. They are unsurpassed in their ability to tolerate changeable climatic conditions and vibrations. Also used in equipment to transport medicines, vaccines, blood plasma and organs.

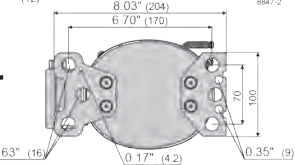
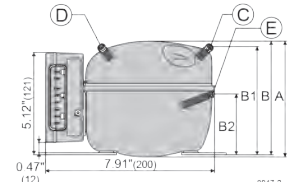
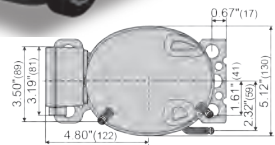
The electronic unit is mounted on the compressor, no additional mounting is required.



**SECOP**



**Direct Current Compressor R134a, 12/24V DC  
-30°C, +10°C Evap. Temp.  
Controller Included**



<u>Part No.</u>	<u>Application</u>	<u>Cooling Capacity</u>	<u>H</u>	<u>Cross Reference</u>
BD35FHD2	LBP/MBP/HBP	15 - 140 W 51.15 - 277.4 BTU/Hr	5.39"	101Z0205
BD50F	LBP/MBP/HBP	20 - 190 W 68.2 - 647.9 BTU/Hr	5.39"	101Z0203

**CONTROLLERS for BD35F & BD50F & MOUNTING KIT**



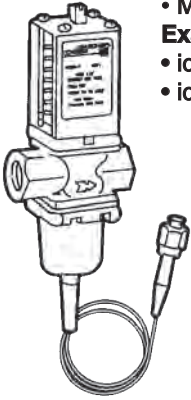
<u>Part No.</u>	<u>Description</u>
101N0212	BD35/50F Controller
101N0420	Solar Controller
101N0510	AC/DC Controller

**118-1949  
Mounting Kit**



# COMMERCIAL REFRIGERATION

## PRESSURE ACTUATED WATER REGULATING VALVES



• Modulate flow of water or glycol to a water cooled condenser on a refrigeration system.

**Examples include:**

- ice machines
- ice cream machines
- computer room air conditioning units
- refrigeration cases

**Reverse acting and Flange valves available.**

<u>Part No.</u>	<u>Pipe</u>	<u>Pressure Element Style</u>
V46AA-1C	3/8" NPT	30" Capillary, 1/4" Flare Nut (Style 45)
V46AA-50C	3/8" NPT	1/4" Male Flare Fitting (Style 5)
V46AB-1C	1/2" NPT	30" Capillary, 1/4" Flare Nut (Style 45)
V46AB-25C	1/2" NPT	1/4" Male Flare Fitting (Style 5)
V46AC-1C	3/4" NPT	30" Capillary, 1/4" Flare Nut (Style 45)
V46AC-26C	3/4" NPT	1/4" Male Flare Fitting (Style 5)
V46AD-1C	1" NPT	30" Capillary, 1/4" Flare Nut (Style 45)
V46AD-13C	1" NPT	1/4" Male Flare Fitting (Style 5)
V46AE-1C	1 1/4" NPT	30" Capillary, 1/4" Flare Nut (Style 45)
V46AE-17C	1 1/4" NPT	1/4" Male Flare Fitting (Style 5)



## BRAZED PLATE HEAT EXCHANGERS

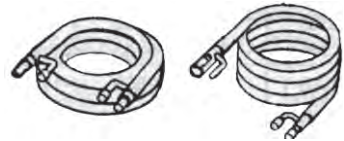
- FlatPlate, Inc is a leading manufacturer of brazed plate heat exchangers for the refrigeration, hydronic and industrial markets.
- Please call for your specific needs.

# COAXIAL COILS

## CONDENSER AND HEAT PUMP COILS

Doucette offers cost effective Coaxial coils that are Helix and Spiral configurations and of quality construction, Doucette coaxial coils are designed for condenser, evaporator and heat pump applications. Models CXN-H and CXN-S, used for brackish water or sea water, have Cupro-Nickel inner tube and steel exterior shell are available. These coils from 1/3 to 10 tons, are rated at 450 psi. U.L. Listed.

**MARINE COILS AVAILABLE**



**Fresh Water - Copper**

<u>Part No.</u>	<u>Nom'l Tons</u>	<u>Application</u>	<u>DIMENSIONS (inches)</u>			<u>CONNECTIONS</u>		
			<u>Width</u>	<u>Length</u>	<u>Height</u>	<u>Refrig In/Out</u>	<u>Water In/Out</u>	<u>Weight (lbs)</u>
CX-H 033	1/3	Cond. only	7	9 1/2	3 1/2	3/8	1/2	8
CX-H 050	1/2	HP-Cond./Evap.	6 1/2	9 1/2	5 1/2	3/8	1/2	9
CX-H 075	3/4	HP-Cond./Evap.	6 3/4	9 3/4	6 1/2	3/8	5/8	11
CX-H 100	1	HP-Cond./Evap.	6 7/8	9 3/4	7 1/2	3/8	5/8	14
CX-H 150	1 1/2	HP-Cond./Evap.	10	12	6 1/4	1/2	7/8	11
CX-H 200	2	HP-Cond./Evap.	10 1/2	11 1/4	6 1/2	1/2	3/4	23
CX-S 300	3	HP-Cond./Evap.	14 7/8	15 7/8	6	5/8	7/8	26
CX-S 400	4	HP-Cond./Evap.	18 1/4	19	7	7/8	1 1/8	37
CX-S 500	5	HP-Cond./Evap.	18 1/4	20	7 1/2	7/8	1 1/8	42

**CX-H - HELIX** configuration, Copper inner tube and steel exterior shell

**CX-S - SPIRAL** Compact Configuration, Copper inner tube and steel exterior shell.

**HP - Cond/Evap** models can be used as condensers and heat pump applications.

# REFRIGERATION ACCESSORIES

## QwikCheck® ACID TEST KIT

5-Second Refrigerant Acid Test

### QT2000

Perform a Qwik acid test on operating systems. Ideal for preventive maintenance checks or for verifying proper acid clean-up after a compressor burn-out change-out.

Tests to ARI-700 limit of 1 PPM.

- Simple color change indicates acid
- Neat, dry process with self-contained tester
- Meets EPA venting rules • Disposable
- Tests to 1 PPM in seconds



## QwikShot® REFRIGERANT/OIL ACID TREATMENT

### QT2501

A unique formulation, which carries unwanted acid and moisture into the filter-drier where acid, moisture and the Qwik Shot® are removed.

Qwik Shot® is the only acid treatment on the market guaranteed not to invalidate any equipment manufacturer's warranty. Injects easily into an operating system with Qwik Injector®.

Guaranteed safe for ALL systems, OEM Approved, Works with all refrigerants, oils, and filter-driers. Produces no residue or contamination.

One bottle treats up to a 6-ton unit & removes up to 26 drops of moisture

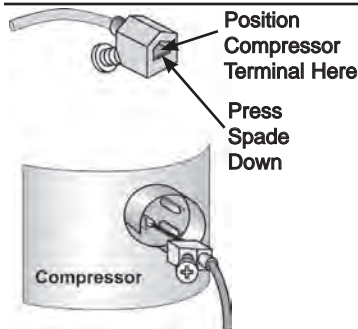
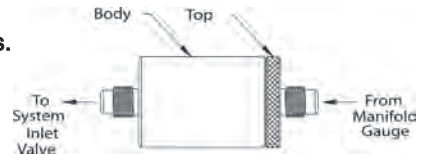


## QWIK-INJECTOR™ INJECTION SYSTEM

Qwik Injector™ will inject ACID NEUTRALIZER, DYE or OIL into a charge system. A rugged tool designed to be used for years.

Part No.  
**QT2510**

Size  
1/2 oz.



## QwikLug® Compressor Terminal Repair Kit

- Replaces Damaged or Corroded Spade Terminals
- Fits All Standard Compressor Terminals
- Tightens From the Front with a Screwdriver
- Fast Installation
- Provides a Durable Connection - Tested for Over 100,000 Compressor Starts
- Non-Metallic Connector - Prevents Short Circuits
- Patented Design (#6,048,233) and Others Pending
- Available with 10 AWG or 12 AWG Leads in 2' or 4' Lengths


<u>Part No.</u>	<u>Length/gauge</u>	<u>Part No.</u>	<u>Length/gauge</u>
<b>QT2810</b>	2' 10 AWG	<b>QT2812</b>	2' 12 AWG
<b>QT2910</b>	4' 10 AWG	<b>QT2912</b>	4' 12 AWG



## Rx-Acid Scavenger

Provides a better, more convenient way to neutralized or "scavenge" acid in refrigeration, air conditioning systems... after burnouts or during normal on-going systems maintenance. Normal dosage rate is 50% less than other acid neutralizing products. Formulated for use with all lubricants... mineral. alkylbenzene and polyol ester.

**4301-02**



## COMPRESSOR TOTE

Makes light work of a heavy job.

**ACT6**



## PHASE III ACID TEST KIT

An inexpensive, disposable, extremely accurate and the universal acid test kit for:

- Mineral oils
- Alkylbenzene oils like Zerol
- EMKARATE RL & Copeland polyol esters

**4320-W8**





# ALCO

FLOW CONTROLS & SYSTEM PROTECTORS



## EK EXTRA-KLEEN Liquid Line Filter Drier



- + Filtration first, more surface
- + Solid copper fittings
- + High moisture & acid removal
- + Fiberglass filter network
- + Epoxy powder paint finish
- + Maximum working press 500#

Alco EK filter-driers are designed to protect the refrigerant system from liquid & solid contaminants. They incorporate a desiccant formulated and blended for maximum moisture, and include advanced materials to remove acid and contaminants.

CATALOG NUMBER	CONNECTION SIZE & TYPE	FLOW CAPACITY TONS @ 2 PSI DROP			TONS REFRIGERATION LOW & COMMERCIAL TEMP.		
		R22/			R22/		
		R-134A	407C/410A	R404/507	R-134A	407C/410A	R404/507
EK032	1/4 SAE	2.0	1.9	1.2	1/4	1/4	1/4
EK032S	1/4 ODF	3.0	2.8	1.8	1/4	1/4	1/4
EK033	3/8 SAE	4.1	3.9	2.5	1/4	1/4	1/4
EK033S	3/8 ODF	4.7	4.5	2.9	1/4	1/4	1/4
EK052	1/4 SAE	2.1	2.0	1.3	1/3	1/3	1/3
EK052S	1/4 ODF	3.0	2.9	1.9	1/3	1/3	1/3
EK053	3/8 SAE	4.8	4.6	3.0	1/3	1/3	1/3
EK053S	3/8 ODF	6.0	5.8	3.8	1/3	1/3	1/3
EK082	1/4 SAE	2.1	2.1	1.3	1/2	1/2	1/2
EK082S	1/4 ODF	3.1	3.0	1.9	1/2	1/2	1/2
EK083	3/8 SAE	4.9	4.7	3.0	1	1	1
EK083S	3/8 ODF	6.3	5.9	3.9	1	1	1
EK084	1/2 SAE	8.3	7.9	5.1	1½	1½	1
EK084S	1/2 ODF	8.9	8.5	5.5	1½	1½	1
EK162	1/4 SAE	2.1	2.1	1.3	1	1½	3/4
EK162S	1/4 ODF	3.1	3.0	1.9	1	1½	3/4
EK163	3/8 SAE	5.1	4.9	3.2	2	2½	2
EK163S	3/8 ODF	6.4	6.2	4.0	2	2½	2
EK164	1/2 SAE	8.8	8.4	5.5	2	3	2
EK164S	1/2 ODF	9.2	8.8	5.7	2	3	2
EK165	5/8 SAE	11.4	11.0	7.1	2½	3	2½
EK165S	5/8 ODF	15.3	14.6	9.5	2½	3	2½
EK167S	7/8 ODF	16.4	17.9	11.9	3	4	3
EK303	3/8 SAE	5.6	5.4	3.5	3	3	2
EK303S	3/8 ODF	7.5	7.2	4.7	3	3	2
EK304	1/2 SAE	9.9	9.5	6.2	3	5	3
EK304S	1/2 ODF	12.3	11.8	7.7	3	5	3
EK305	5/8 SAE	12.6	12.1	7.9	4	5	5
EK305S	5/8 ODF	16.8	16.1	10.5	4	5	5
EK306S	3/4 ODF	18.1	17.4	11.3	5	7½	5
EK307S	7/8 ODF	19.0	18.2	11.8	5	7½	5
EK309S	1½ ODF	19.3	21.2	14.1	7½	10	7½
EK413	3/8 SAE	5.7	5.4	3.5	3	4	3
EK414	1/2 SAE	12.7	12.2	7.9	5	5	5
EK414S	1/2 ODF	15.5	14.8	9.7	5	5	5
EK415	5/8 SAE	17.8	17.0	11.1	7½	7½	7½
EK415S	5/8 SAE	24.2	23.2	15.1	7½	7½	7½
EK417S	7/8 ODF	25.8	24.7	16.1	10	10	7½
EK419S	1½ ODF	24.2	23.2	15.1	10	12½	10
EK757S	7/8 ODF	25.8	24.7	16.1	15	15	10
EK759S	1½ ODF	36.9	35.4	23.0	20	25	15

### WATER CAPACITY - DROPS OF WATER ( 20 DROPS=1 GRAM)

UNIT SIZE CU. IN	R134A LIQUID TEMPERATURE		R22 LIQUID TEMPERATURE		R404A/R502 LIQUID TEMPERATURE	
	75F	125F	75F	125F	5F	125F
	3	44	40	43	37	42
5	76	66	73	58	75	65
8	121	106	115	92	119	103
16	242	209	230	184	238	205
30	453	374	412	330	424	367
41	591	512	564	480	583	502
75	1171	975	1091	826	1184	942



## BS Builder's Series Filter Driers

- Economical System Protection for Air Conditioning Systems
- ODF - Solid Copper Connections for Easy Installation
- Solid Core Construction • 40 Micron Filtration • Maximum working press 680 psig




Part No.	PCN	Cubic In.	Connection	Tons R-22	Tons R-410A
<b>Liquid Line Service</b>					
<b>BSL-053S</b>	066122	5	3/8 ODF	4	4
<b>BSL-083S</b>	066123	8	3/8 ODF	5	5
<b>BSL-163S</b>	066125	16	3/8 ODF	5	5
<b>Suction Line Service</b>					
<b>BSS-165S</b>	066126	16	5/8 ODF	3½	4½
<b>BSS-166S</b>	066127	16	3/4 ODF	4½	5½
<b>BSS-167S</b>	066128	16	7/8 ODF	5	6
<b>BSS-307S</b>	066129	30	75/8 ODF	7	8
<b>Bi-Flow Service</b>					
<b>BSB-083S</b>	066130	8	3/8 ODF	3½	4
<b>BSB-163S</b>	066131	16	3/8 ODF	4½	5

## BFK/EBF Liquid Line Bi-Directional Heat Pump

### Application:

- Bi-directional liquid line filter-drier for heat pump applications • For use with CFC, HCFC, HFC refrigerants

Part No.	Connection	Part No.	Connection
<b>BFK-083</b>	3/8 SAE	<b>BFK-163S</b>	3/8 ODF
<b>BFK-083S</b>	3/8 ODF	<b>BFK-164</b>	1/2 SAE
<b>BFK-084</b>	1/2 SAE	<b>BFK-164S</b>	1/2 ODF
<b>BFK-084S</b>	1/2 ODF	<b>BFK-165</b>	5/8 SAE
<b>BFK-163</b>	3/8 SAE	<b>BFK-165S</b>	5/8 ODF



## SFD Suction Line Filter Drier

Alco SFD suction line filter-drier incorporate a protective filter, plus a desiccant blended for maximum moisture & acid removal. Ideal for clean up after system burn out or major repair.

FLOW CAPACITY TONS  
@ 2 PSI DROP

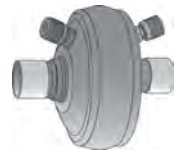
CATALOG NUMBER	CONNECTION SIZE & TYPE	DIMENSIONS			FLOW CAPACITY TONS @ 2 PSI DROP			
		LENGTH	DIA.	WT.	R134A +40F	R22 +20F	R410A +20F	R404/507 +20F
<b>SFD13F3VV</b>	3/8 SAE	5½"	311/16"	2#	0.7	0.8	1.0	0.7
<b>SFD13S3VV</b>	3/8 ODF	427/32"	311/16"	2#	1.3	1.3	1.6	1.1
<b>SFD13F4VV</b>	1/2 SAE	5¾"	311/16"	2#	1.5	1.6	1.9	1.3
<b>SFD13S4VV</b>	1/2 ODF	415/16"	311/16"	2#	2.3	2.3	2.8	1.9
<b>SFD13F5VV</b>	5/8 SAE	6½"	311/16"	2#	2.5	2.4	2.9	2.0
<b>SFD13S5VV</b>	5/8 ODF	55/32"	311/16"	2#	3.1	3.2	3.9	2.7
<b>SFD13S6VV</b>	3/4 ODF	5¼"	311/16"	2#	4.1	4.2	5.1	3.5
<b>SFD13S7VV</b>	7/8 ODF	5¾"	311/16"	2#	4.4	4.6	5.6	3.9
<b>SFD27S9VV</b>	1½ ODF	7¾"	311/16"	3#	5.2	5.4	5.8	4.6
<b>SFD54S11VV</b>	1½ ODF	12¾"	311/16"	4.50#	4.5	4.6	5.6	3.9

## CSFD Compact Suction Line Filter Drier

Alco CSFD molded desiccant core filter drier for system clean up after burn out or major repair. Removes and holds contaminants with a minimum pressure drop.

FLOW CAPACITY TONS  
@ 2 PSI DROP

CATALOG NUMBER	CONNECTION SIZE & TYPE	DIMENSIONS			FLOW CAPACITY TONS @ 2 PSI DROP			
		LENGTH	DIA.	WT.	R134A +40F	R22 +20F	R410A +20F	R404/507 +20F
<b>CSFD14S4VV</b>	1/2 ODF	4¼"	4%"	14#	1.3	1.3	1.6	0.8
<b>CSFD14S5VV</b>	5/8 ODF	4½"	4%"	14#	2.3	2.4	2.9	1.7
<b>CSFD14S6VV</b>	3/4 ODF	4¾"	4%"	14#	3.1	3.2	3.9	2.3
<b>CSFD14S7VV</b>	7/8 ODF	4¾"	4%"	14#	3.3	3.4	4.1	2.4
<b>CSFD14S9VV</b>	1½ ODF	4¾"	4%"	14#	4.5	4.6	5.6	3.1





# ALCO

## FLOW CONTROLS & SYSTEM PROTECTORS



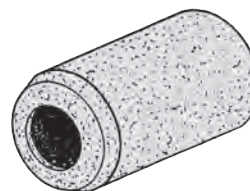
### STAS STEEL TAKE - APART FILTER DRIER

SUITABLE FOR LIQUID OR SUCTION LINE SERVICE,  
USES REPLACEABLE CORES.

Part No	Connection	FLOW CAPACITY TONS @ 2 PSI DROP			TONS REFRIGERATION LOW & COMMERCIAL TEMP.		
		R134a	R22/410A	R404/507	R134a	R22/410A	R404/507
STAS485T	5/8" ODF 1	8	10	8	8	10	8
STAS487T	7/8" ODF 1	10	13	10	10	12.5	10
STAS489T	1 1/8" ODF 1	10	15	10	10	15	10
STAS4811T	1 1/8" ODF 1	13	20	13	13	20	13
STAS967T	7/8" ODF 2	20	25	16	20	25	15
STAS969T	1 1/8" ODF 2	25	30	20	25	30	20
STAS9611T	1 1/8" ODF 2	25	30	20	25	30	20
STAS9613	1 1/8" ODF 2	30	35	25	30	35	25
STAS1449T	1 1/8" ODF 3	30	40	30	30	40	30
STAS14411T	1 1/8" ODF 3	40	45	35	40	45	35
STAS14413T	1 1/8" ODF 3	45	55	40	45	55	55
STAS14417T	2 1/8" ODF 3	60	50	45	60	50	45
STAS19211T	1 3/8" ODF 4	50	70	45	50	70	45
STAS19213T	1 3/8" ODF 4	60	80	55	60	80	55
STAS19217T	2 1/8" ODF 4	65	85	60	65	85	80

### 48 CUBIC INCH CORE FILTER/DRIER

Part No.	Cu. In.	Description
D48	48	Standard filter drier core
H48	48	High moisture core
W48	48	Burn out clean up core
UK48	48	Copeland approved POE core



### SUCTION LINE ACCUMULATORS



#### FEATURES

- Designed to operate in a range of +40°F to -40° evaporator temperature
  - Fusible plug on larger diameter units
  - Solid copper fittings
  - Corrosion resistant epoxy powder paint finish
  - Inlet deflector that blends refrigerant flow to prevent internal splashing and aid in the collection of refrigerant oil in the bottom connection of the accumulator
- \* Alco's A-AS suction line accumulators are available for systems through 28.5 tons nominal capacity  
\* Suction line accumulator for CFC, HCFC, HFC refrigerants

#### HOLDING CAPACITY (LBS.) 50% FULL

Part No.	A Fitting Size	Unit Weight	B Diameter	C Height	D Fitting Separation	HOLDING CAPACITY (LBS.) 50% FULL		
						TONS R-22 (+40°F)	LIQUID R22/ R134a	LIQUID R404A/ R507
A-AS 3 105	5/8	2.4	3	10	1.63	3	2	2
A-AS 3 146	3/4	3.3	3	14	1.63	4	3.5	2.75
A-AS 5 139	1 1/8	7.1	5	13	2.75	11.8	8.5	8
A-AS 6 1411	1 3/8	12.1	6	14	2.94	18.8	15	12
A-AS 6 2013	1 3/8	18.1	6	20	2.94	28.5	20	16



# ALCO

## FLOW CONTROLS & SYSTEM PROTECTORS



AFA series expansion valve is designed for air conditioning and commercial refrigeration applications. the AFA is ideal for those applications requiring compact size combined with stable and accurate control over a wide load and evaporator temperature range.

FEATURES: +external adjustment, +long life diaphragm, +outstanding performance, +SAE connections only.

Many other valves in stock or available ORDER BY refrigerant, temp. application, equalization & fitting size.

### COMPACT SIZE EXPANSION VALVE INTERNALLY EQUALIZED FLARE CONN.

R12 MED-LOW	R134a MED-LOW	R22 MED-LOW	R404/507 MED-LOW
AFA1/4FC-FZ	AFA1/4MC-MZ	AFA1/2HC-HZ	AFA1/4RC-RZ
AFA1/2FC-FZ	AFA1/2MC-MZ	AFA1HC-HZ	AFA1/2RC-RZ
AFA1FC-FZ	AFA1MC-MZ	AFA1 1/2HC-HZ	AFA1RC-RZ
AFA1 1/2FC-FZ	AFA1 3/4MC-MZ	AFA2HC-HZ	AFA1 1/2RC-RZ
AFA2FC-FZ	AFA2 1/2MC-MZ	AFA2 1/2HC-HZ	AFA2RC-RZ
AFA3FC-FZ	AFA3 1/2MC-MZ	AFA3HC-HZ	AFA3RC-RZ

SPECIFY: MED. TEMP. (-20 TO +50F) FC-MC-HC-RC  
LOW TEMP. (-50 TO +0F) FZ-MZ-HZ-RZ  
FLARE FITTING SIZE (INLET & OUTLET)

Many other valves in stock or available ORDER BY refrigerant, temp. application, equalization & fitting size.

### COMPACT SIZE EXPANSION VALVE EXTERNALLY EQUALIZED FLARE CONN.

R12 MED-LOW-PL	R134a MED-LOW-PL	R22 MED-LOW-PL	R404/507 MED-LOW-PL
AFAE1/4FC-FZ	AFAE1/4MC-MZ	AFAE1/2HC-HZ	AFAE1/4RC-RZ
AFAE1/2FC-FZ	AFAE1/2MC-MZ	AFAE1HC-HZ	AFAE1/2RC-RZ
AFAE1FC-FZ	AFAE1MC-MZ	AFAE1 1/2HC-HZ	AFAE1RC-RZ
AFAE1 1/2FC-FZ	AFAE1 3/4MC-MZ	AFAE2HC-HZ	AFAE1 1/2RC-RZ
AFAE2FC-FZ	AFAE2 1/2MC-MZ	AFAE3HC-HZ	AFAE2RC-RZ
AFAE3FC-FZ	AFAE3 1/2MC-MZ	AFAE5HC-HZ	AFAE3RC-RZ

SPECIFY: MED. TEMP. (-20 TO +50F) FC-MC-HC-RC  
LOW TEMP. (-50 TO +0F) FZ-MZ-HZ-RZ  
FLARE FITTING SIZE (INLET & OUTLET)

ALCO Take-A-Part Series tev's with adjustable superheat and replaceable, interchangeable components are ideal for original equipment and field replacements in air conditioning, heat pump and refrigeration applications.

Temperature applications from +50 to -20 with "c" charge elements. Other charges available to -40.

FEATURES: +external adjustment, +take a part construction, +interchangeable components, +interchangeable body flanges.

Many other valves in stock or available ORDER BY refrigerant, temp. application, equalization & fitting size.

### TAKE-A-PART EXPANSION VALVE EXTERNALLY EQUALIZED

R12 MED-LOW	R134a MED-LOW	R22 MED-LOW	R404/507 MED-LOW
TCLE1FC-FZ	TCLE1 1/2MC-MZ	TCLE1HC-HZ	TCLE1RC-RZ
TCLE2FC-FZ	TCLE2 1/2MC-MZ	TCLE2HC-HZ	TCLE2RC-RZ
TCLE3FC-FZ	TCLE3 1/2MC-MZ	TCLE3HC-HZ	TCLE3RC-RZ
TCLE4FC-FZ	TCLE5 1/2MC-MZ	TCLE5HC-HZ	TCLE4 1/2RC-RZ
TCLE6 1/2FC-FZ	TCLE7 1/2MC-MZ	TCLE7 1/2HC-HZ	TCLE7RC-RZ
TCLE7 1/2FC-FZ	TCLE9MC-MZ	TCLE10HC-HZ	TCLE8RC-RZ

SPECIFY: MED. TEMP. (-20 TO +50F) FC-MC-HC-RC  
LOW TEMP. (-40 TO +0F) FZ-MZ-HZ-RZ  
FITTING TYPE & SIZE (INLET & OUTLET)

### REPLACEMENT COMPONENTS FOR TCL(E) VALVES

#### CAGE ASSEMBLY

X22440-B1\* X22440-B5\*  
X22440-B2\* X22440-B6\*  
X22440-B3\* X22440-B7\*  
X22440-B4\* X22440-B8\*

#### POWER ASSEMBLY XB1019\*

\* SPECIFY REFRIGERANT  
TEMPERATURE APPLICATION  
EQUALIZATION ON ALL PARTS

#### GASKET SET

X13455-1  
FITS ALL T SERIES VALVES





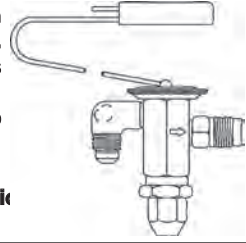
# ALCO

FLOW CONTROLS & SYSTEM PROTECTORS



Super HF thermostatic expansion valves feature a balanced port construction which provides stable & accurate superheat control over a wide range of operating conditions. Replace conventional TEVs with ALCO's new super HF. Whether your application is commercial refrigeration or HVAC, ALCO's HF will increase your system stability.

**FEATURES:** +external adjustment, +replaceable power element, +tailored bulb charges, +SAE or ODF connections.



Many other valves in stock or available **ORDER BY** refrigerant, temp. applicati  
equalization & fitting size.

### BALANCED PORT EXPANSION VALVE EXTERNALLY EQUALIZED FLARE CONN.

R12 MED-LOW-PL	R134a MED-LOW-PL	R22 MED-LOW-PL	R404/507 MED-LOW-PL
HFE1/2FC-FZ-FW15-35	HFE1/2MC-MZ-MW15-35	HFE1/2HC-HZ-HW35-65	HFE1/2RC-RZ-RW45-65
HFE1FC-FZ-FW15-35	HF1MC-MZ-MW15-35	HFE1HC-HZ-HW35-65	HFE1RC-RZ-RW45-65
HFE1 1/2FC-FZ-FW15-35	HFE1 1/2MC-MZ-MW15-35	HFE1 1/2HC-HZ-HW35-65	HFE1 1/2RC-RZ-RW45-65
HFE2FC-FZ-FW15-35	HFE2MC-MZ-MW15-35	HFE2HC-HZ-HW35-65	HFE2RC-RZ-RW45-65
HFE3FC-FZ-FW15-35	HFE3MC-MZ-MW15-35	HFE3HC-HZ-HW35-65	HFE3RC-RZ-RW45-65
HFE5FC-FZ-FW15-35	HFE5MC-MZ-MW15-35	HFE5HC-HZ-HW35-65	HFE5RC-RZ-RW45-65

SPECIFY: MED. TEMP. (-20 TO +50F) FC-MC-HC-RC (PRESSURE LIMIT) FW35-MW35-HW65-RW65  
LOW TEMP. (-50 TO +0F) FZ-MZ-HZ-RZ (PRESSURE LIMIT) FW15-MW15-HW35-RW45  
FLARE FITTING SIZE (INLET & OUTLET)

Many other valves in stock or available **ORDER BY** refrigerant, temp. application, equalization & fitting size.

### BALANCED PORT EXPANSION VALVE INTERNALLY EQUALIZED FLARE CONN.

R12 MED-LOW-PL	R134a MED-LOW-PL	R22 MED-LOW-PL	R404/507 MED-LOW-PL
HF1/4FC-FZ-FW15-35	HF1/4MC-MZ-MW15-35	HF1/4HC-HZ-HF35-65	HF1/8RC-RZ-RW45-65
HF1/2FC-FZ-FW15-35	HF1/2MC-MZ-MW15-35	HF1/2HC-HZ-HF35-65	HF1/2RC-RZ-RW45-65
HF1FC-FZ-FW15-35	HF1MC-MZ-MW15-35	HF1HC-HZ-HW35-65	HF1RC-RZ-RW45-65
HF11/2FC-FZ-FW15-35	HF1 1/2MC-MZ-MW15-35	HF1 1/2HC-HZ-HW35-65	HF1 1/2RC-RZ-RW45-65
HF2FC-FZ-FW15-35	HF2MC-MZ-MW15-35	HF2HC-HZ-HW35-65	HF2RC-RZ-RW45-65
HF3FC-FZ-FW15-35	HF3MC-MZ-MW15-35	HF3HC-HZ-HW35-65	HF3RC-RZ-RW45-65

SPECIFY: MED. TEMP. (-20 TO +50F) FC-MC-HC-RC (PRESSURE LIMIT) FW35-MW35-HW65-RW65  
LOW TEMP. (-50 TO +0F) FZ-MZ-HZ-RZ (PRESSURE LIMIT) FW15-MW15-HW35-RW45  
FLARE FITTING SIZE (INLET & OUTLET)

Many other valves in stock or available **ORDER BY** refrigerant, temp. application, equalization & fitting size.

### BALANCED PORT EXPANSION VALVE EXTERNALLY EQUALIZED SWEAT CONN.

R12 Med-Low-PL	R134a Med-Low-PL	R22 AC-Med-Low-PL	R404/507 Med-Low-PL
HFES1/2FC-FZ	HFES1/2MC-MZ	HFES1/2HC-HZ	HFES1/2RC-RZ
HFES1FC-FZ	HFES1MC-MZ	HFES1HC-HZ	HFES1RC-RZ
HFES11/2FC-FZ	HFES1 1/2MC-MZ	HFES1 1/2HC-HZ	HFES1 1/2RC-RZ
HFES2FC-FZ	HFES2MC-MZ	HFES2HC-HZ	HFES2RC-RZ
HFES3 1/2FC-FZ	HFES4MC-MZ	HFES3HC-HCA-HZ	HFES3 1/2RC-RZ
HFES5FC-FZ	HFES6MC-MZ	HFES5 1/2HC-HCA-HZ	HFES5RC-RZ

SPECIFY: MED. TEMP. (-20 TO +50F) FC-MC-HC-RC (PRESSURE LIMIT) FW35-MW35-HW65-RW65  
LOW TEMP. (-50 TO +0F) FZ-MZ-HZ-RZ (PRESSURE LIMIT) FW15-MW15-HW35-RW45  
A/C-HEAT PUMP TEMP. HCA  
SWEAT FITTING SIZE (INLET & OUTLET)

#### REPLACEMENT POWER ASSEMBLIES



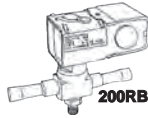
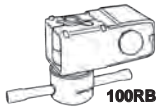
R12 - R134a - R401A	R22 - R407C	R502 - R402 - R404 - R507
X26300-FC-1 X26300-FZ-1 X26300-FW15-1 X26300-FW35-1	X26300-HC-1 X25300-HZ-1 X26300HW35-1 X26300-HW65-1	X26300-RC-1 X26300-RZ-1 X26300-RW45-1 X26300-RW65-1

HVAC



# ALCO

FLOW CONTROLS & SYSTEM PROTECTORS



**\*PRICED LESS COIL. SEE CHART BELOW TO CHOOSE THE REQUIRED COIL**

**100RB SERIES 2 WAY NORMALLY CLOSED DIRECT ACTING REFRIGERANT SOLENOID VALVE  
NOMINAL CAPACITY TONS (LIQUID LINE)**

Part No.	Port Size	Conn. Size	R134a	R22	R404A/R507
100RB2S2	7/64"	1/4"ODF	.96	1.27	.85
100RB2F2	7/64"	1/4"SAE	.96	1.27	.85
100RB2S3	7/64"	3/8"ODF	.96	1.27	.85
100RB2F3	7/64"	3/8"SAE	.96	1.27	.85

**200RB SERIES FLARE CONN. 2 WAY NORMALLY CLOSED PILOT OPERATED REFRIGERANT SOLENOID VALVE  
NOMINAL CAPACITY TONS (LIQUID LINE)**

Part No.	Port Size	Conn. Size	R134a	R22	R404A/R507
200RB2T2	1/8"	1/4"ODF	2.4	3.1	2.1
200RB2T3	1/8"	3/8"ODF	2.4	3.1	2.1
200RB3T2	3/16"	1/4"ODF	3.6	4.8	3.2
200RB3T3	3/16"	3/8"ODF	3.5	4.8	3.2
200RB2F3	1/8"	3/8"SAE	2.4	3.1	2.1
200RB3F3	3/16"	3/8"SAE	3.5	4.8	3.2
200RB4F3T	1/4"	3/8"SAE	4.3	5.6	3.7
200RB4S3	1/4"	3/8"ODF	4.3	5.6	3.7
200RB4T3T	1/4"	3/8"ODF	4.3	5.6	3.7
200RB4T4T	1/4"	1/2"ODF	4.3	5.6	3.7
200RB5T4T	5/16"	1/2"ODF	6.4	8.2	5.4
200RB5T5T	5/16"	5/8"ODF	5.4	8.2	5.4
200RB6F4	3/8"	1/2"SAE	7.7	10.0	6.5
200RB6T4	3/8"	1/2"ODF	7.7	10.0	6.5
200RB6T4T	3/8"	1/2"ODF	7.7	10.0	6.5
200RB6T5T	3/8"	5/8"ODF	7.7	10.0	6.5

**240RA 2-WAY NORMALLY CLOSED DIAPHRAGM REFRIGERANT SOLENOID VALVE  
NOMINAL CAPACITY TONS (LIQUID LINE)**

Part No.	Port Size	Conn. Size	R134a	R22	R404A/R507
240RA12T9M	3/4"	1/2"ODF	27.1	34.9	23.0
240RA16T11M	1"	1/2"ODF	45.0	58.0	38.3
240RA20T13M	1 1/4"	1/2"ODF	70.9	95.4	65.7
240RA8T7M	1/2"	7/8"ODF	12.1	15.6	10.3
240RA9T9M	9/16"	1/2"	23.6	30.5	20.1

**INDUSTRIAL AIR WATER & STEAM 2 WAY NORMALLY CLOSED PILOT OPERATED SOLENOID VALVE  
BRASS BODY GENERAL PURPOSE VALVE**

Part No.	Port Size	Conn. Size	Max Temp	M.O.P.D	CV
211CA12B58B	5/8"	1/2" FPT	180F	100#	3.6
211CA12B58P	5/8"	1/2" FPT	250F	100# - 15S	3.6
211CA34B34P	3/4"	3/4" FPT	250F	100# - 15S	5.5
211CA34B34B	3/4"	3/4" FPT	180F	100#	5.5
211CA38B58B	5/8"	3/8" FPT	250F	100# - 15S	2.8

**AMG Coils For Solenoid Valves**

Part No.	Model	Voltage
057342	AMGX27979G70	240V
057341	AMG27979G71	24V
057331	AMG27979G72	120V
057343	AMG27979G76	120V/240V
057527	AMG27979G88	480V

# SIGHT GLASS & SOLENOID VALVES



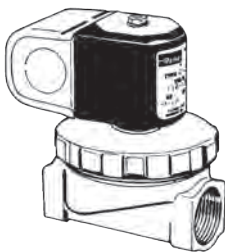
## AMI Moisture - Liquid Indicator

- Single Indicator for all common refrigerants.
- Exclusive fused glass eyepiece.
- Accurate color calibration (wet, caution, dry)



<u>Part No.</u>	<u>Connection</u>	<u>Size</u>
AMI1MM3	MALE FLARE X MALE FLARE	3/8"
AMI1MM4	MALE FLARE X MALE FLARE	1/2"
AMI1MM5	MALE FLARE X MALE FLARE	5/8"
AMI1SS2	SWEAT X SWEAT (OD FEMALE)	1/4"
AMI1SS3	SWEAT X SWEAT (OD FEMALE)	3/8"
AMI1SS4	SWEAT X SWEAT (OD FEMALE)	1/2"
AMI1TT2 EXTENDED	SWEAT X SWEAT EXT. ENDS	1/4"
AMI1TT3 EXTENDED	SWEAT X SWEAT EXT. ENDS	3/8"
AMI1TT4 EXTENDED	SWEAT X SWEAT EXT. ENDS	1/2"
AMI1TT5 EXTENDED	SWEAT X SWEAT EXT. ENDS	5/8"
AMI1TT7 EXTENDED	SWEAT X SWEAT EXT. ENDS	7/8"
AMI1TT9 EXTENDED	SWEAT X SWEAT EXT. ENDS	1 1/8"
AMI1FM2	FEMALE FLARE X MALE FLARE	1/4"
AMI1FM3	FEMALE FLARE X MALE FLARE	3/8"
AMI1FM4	FEMALE FLARE X MALE FLARE	1/2"
AMI2S11	2 - SERIES	1 3/8"
AMI2S13	2 - SERIES	1 5/8"

## GENERAL PURPOSE SOLENOID VALVE LESS COIL



Use with water to 180°F, air, No. 1 and No. 2 fuel oil and other non-corrosive fluids from 0 psi to 150 psi. Valve has forged brass body with machine seats.

### SOLENOID VALVES FOR USE WITH HOT WATER TO 212°F & STEAM TO 10 PSIG

<u>Part No.</u>	<u>Connection</u>
GP207	1/4" NPT
GP307	3/8" NPT
GP407	1/2" NPT
GP607	3/4" NPT
GP1007	1" NPT

<u>Part No.</u>	<u>Connection</u>
GP200	1/4" NPT
GP300	3/8" NPT
GP400	1/2" NPT
GP600	3/4" NPT
GP10A	1" NPT

### Coils for Valves Above

<u>Part No.</u>	<u>Volts</u>
G23-24V	24
G23-120V	120
G23-240V	208/240
G23-120/240V	120/208/240

HVAC

# MOLECULAR SIEVE DRIERS

## MOISTURE MAGNET SERVICE DRIER



<u>Description</u>	<u>Part No.</u>	<u>Dia.</u>	<u>Overall Length</u>	<u>Inlet &amp; Outlet Tube Sizes</u>
Non-Directional	<b>PCPD109P</b>	3/4"	7.4"	1/4" O.D.-3/16" I.D.
Directional	<b>WD100</b>	3/4"	7.5"	1/4" O.D.-3/16" I.D.



### PCPD110P

DIRECTIONAL UP TO 3/4 TON  
1/4" EXTENDED OUTLET



### PCPD111P

DIRECTIONAL UP TO 3/4 TON 1/4"  
EXTENDED OUTLET WITH HIGH  
SIDE SCHRADER VALVE



### PCPD115P

DIRECTIONAL UP TO 1/3 TON 1/4"  
WITH HIGH SIDE SCHRADER VALVE.



### PCPD113P

DIRECTIONAL UP TO 1/4 TON 1/4"  
EXTENDED OUTLET WITH 3/16  
HIGH SIDE PROCESS TUBE

## 100% MOLECULAR SIEVE SOLID CORE DRIER

- A new line that provides superior filtration and more than three times the water drop capacity of traditional solid core driers.
- Compatible with all new and existing refrigerants and blends, including HP-62, HP-80/81, R-507, R-404A, and R-134a.
- Unlike liquid line driers that use activated alumina, these new Parker driers will not strip the additives from the new polyester oils.
- Removes acid.
- All-copper bodies provide greater resistance to rust and corrosion.
- Standard lay-in lengths of 5, 8 & 16 cubic inch driers.
- Flow capacities up to 5 tons.



@ 2PSI PRESSURE DROP

<u>Part No.</u>	<u>Capacity R12/R134a</u>	<u>R22</u>
<b>CULLD53S</b>	2.5 ton	3.3 ton
<b>CULLD83S</b>	3.5 ton	5.3 ton
<b>CULLD163S</b>	4.0 ton	5.1 ton

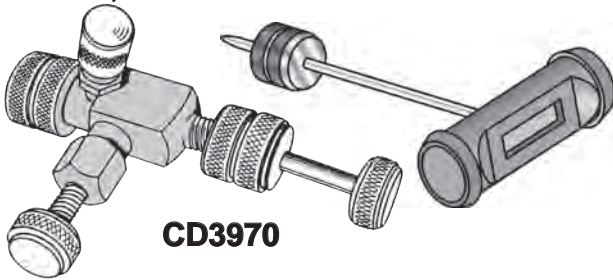


# VALVES

## TRUE SUPER HEAT

### Internal temperature reading and core removing tool in one assembly

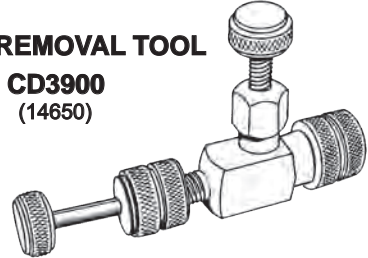
These tools will allow you to remove a "Schrader" core from a charged system. Insert a digital thermometer through the access fitting; attach your gauges to the tool take a true internal temperature reading; and charge at the same time. When super heat has been calculated and balanced, the "Schrader" core is reinserted into the system.



**CD3970**

### CORE REMOVAL TOOL

**CD3900**  
(14650)



Replace Valve Core Without Losing Charge & Charge Faster With Core Removed

## MEGA FLOW Valve Core Removal Tool



Available with  
1/4" (Black) or 5/16" (Rose)  
system-side connections

- Remove restrictive access valve cores for high-speed recovery and evacuation
- Double O-ring seal on ball valve handle for accurate "blank off" vacuum testing
- MegaSeal™ cap made with aircraft-grade aluminum and molded neoprene gasket, reliably seals under pressure and vacuum

Part No.	System-Side Connections	Color
<b>MGAVCT</b>	1/4"	Black
<b>MGAVCR</b>	5/16"	Rose

### SWIVEL NUT ADAPTER

Renews Leaking Valves  
1/4" Female Flare



**A31734**  
(40421)

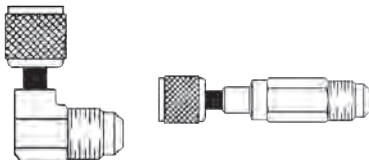
### ACCESS FITTING

1/8 MPT OR 1/4 O.D. SOLDER  
**40400**



1/4 MPT OR 5/16 O.D. SOLDER  
**40401**

## QUICK COUPLERS



Part No.	Type	Size
<b>10468</b>	STRAIGHT	1/4 MFL X 3/16 FFL
<b>10469A</b>	90°	1/4 MFL X 3/16 FFL
<b>40560A</b>	STRAIGHT	1/4 MFL X 1/4 FFL
<b>40563A</b>	90°	1/4 MFL X 1/4 FFL

### SWIVEL TEE ADAPTER

For Adding Controls  
To Precharges



1/4" Female Flare on Run With  
Permanent Depressor

**40386** (A31851)

### BRASS TEE ADAPTER

For Pressure Controls

1/8" MPT On Branch X  
1/4" Access On Run



**A31452**  
(40423)

# HERMETIC SERVICE & PIERCING VALVES



<u>Part No.</u>	<u>Tubeing O.D. Size</u>
CD5514	1/4"
CD5516	5/16"
CD5538	3/8"
CD5512	1/2"
CD5558	5/8"
CD5534	3/4"
CD5578	7/8"
CD5518	1 1/8"

## "M" SERIES PIERCING VALVES

**FOR USE WITH  
(LOW TEMP)  
HIGH GRADE  
SOLDER  
COPPER**

### 8400 SERIES



<u>Part No.</u>	<u>O.D. Tube</u>
CD8408	1/8"
CD8403	3/16"
CD8404	1/4"
CD8405	5/16"
CD8406	3/8"

### 84 ECONOMY SERIES CD8400



1/8" I.D. hole; 3/16",  
1/4", 5/16" O.D. step



### G-36 SERIES CD3600

1/8" I.D. hole; 3/16",  
1/4", 5/16" step; pipe thread

### SPECIAL VALVES COMPLETE WITH CORE AND CAP



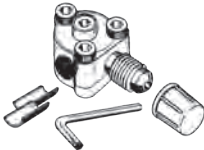
<u>Part No.</u>	<u>Size</u>
CD8412	1/2
CD8458	5/8
CD8434	3/4

CD5421

1 3/4 X 5/16 O.D.  
will service 1/4, 5/16, 3/8



### SEALED UNIT PIERCING VALVES



BPV31 Fits 1/4" 5/16" and 3/8"  
BPV21 Fits 1/2" and 5/8"  
BPV78 Fits 7/8"

<u>Part No.</u>	<u>Fits</u>
BPV31	1/4" 5/16" & 3/8"
BPV21	1/2" & 5/8"
BPV78	7/8"

### CORE STORER AND REMOVER

Completely knurled for Easier grip.  
Comes with 4 cores.



VCR1

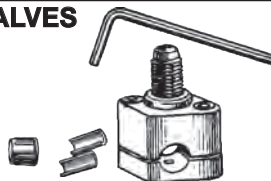
### VALVE CORES

VVC1  
(CD4450)  
Pkg. of 6



### A-1 COMPONENT PIERCING VALVES

A1 Fits 1/4" 5/16" and 3/8"  
A2 Fits 1/2" and 5/8"



<u>Part No.</u>	<u>Fits</u>
A1	1/4" 5/16" & 3/8"
A2	1/2" & 5/8"

### SEALING CAPS



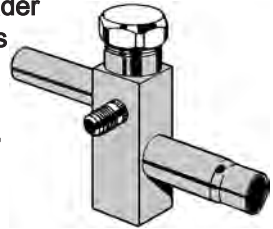
VC4 1/4 male  
flare  
Pk. of 12

# HERMETIC SERVICE

**QL170 - QUICK LOCK VALVE** - sweat connection shut off valves schrader type service port extended copper fittings front seating design with brass stem excellent seating characteristics no chance of galling

<u>Part No.</u>	<u>Size</u>
QL171R-06-06	3/8
QL171R-10-10	5/8
QL171R-12-12	3/4
QL171R-14-14	7/8

**ADAPTER TOOL KIT  
053983-00**



# EVAPORATORS

WE HAVE A COMPLETE LINE OF COMMERCIAL EVAPORATORS. PLEASE CALL US WITH YOUR NEEDS FOR PROPER APPLICATION.



**MASF SERIES**



**MALS SERIES**



**MAPLP SERIES**




**MAMJ SERIES**

## FLEXIBLE BEND - TO - FIT DEFROST HEATERS

Bend and shape easily with hands at jobsite. Quickly replace almost any defrost heater. Measure length of original and order a similar length.

- Heaters constructed of .250 diameter incoloy
- Heaters can be linked together to create additional length.

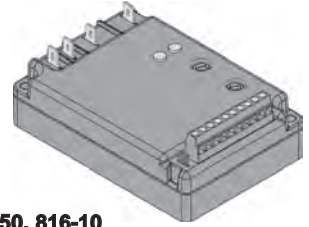
<u>Part No.</u>	<u>Watts</u>	<u>Volts</u>	<u>Length</u>	<u>Sheath Heated Length</u>
2045	300	120	45"	31"
2068	450	120	68"	54"
2091	675	240	91"	77"
2105	850	240	105"	91"
2118	1000	240	118"	104"
2150	1350	240	150"	136"
2188	1250	240	188"	174"
2216	1500	240	216"	202"



HVAC

# HEAD PRESSURE CONTROLS & TIME DELAYS

- Integral Heat Pump Bypass circuitry allows electronic bypass of speed control.
- Eliminates overshoots common to on / off and pressure switch controls.
- Helps prevent evaporator freeze-ups, low pressure cut-outs and liquid-slugged compressors in low ambient conditions.
- Features: hard start, low temperature bypass, isolated 24 VAC supply.
- Controls up to 3 refrigerant circuits. • One model covers 120-480 VAC.
- Typical application: heat pumps. • 4.5" x 3" x 1.75"



## Input

- Control: 18-30 VAC, 50/60 hz. 1.8 VA max
- Line Input: 120-480 VAC

## Output:

- Triac max 10 amps, min 100 ma

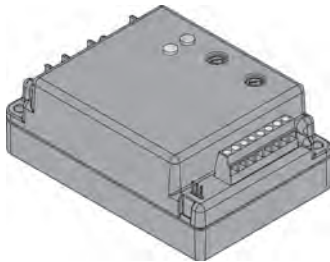
## One ICM model replaces:

- Hoffman: 800/800A/800A-A/814-50, 816-10
- Ranco: E31 Series
- Johnson Controls: P66
- ACT: FM2000

## ICM325H 120-480 VAC

## ICM379

Probe for use with ICM325H & ICM326H



**ICM326H**

## Single-Phase Head Pressure Control (120,208/240 VAC) With built-in transformer

- Built in transformer eliminates cost, reduces installation time and simplifies wiring
- Helps prevent evaporator freeze-ups, low pressure cut-outs and liquid-slugged compressors in low ambient conditions

### Features:


- Hard start, low temperature cutoff, high temperature bypass
- Ideal for line voltage air conditioning and refrigeration

**Input:** 120 or 208/240 VAC

**Output:** Maximum: 10 amps / Minimum: 100 mA

## ADJUSTABLE SOLID STATE TIME DELAYS

Used on circuits 19-288 volts mount in any position



Delay on break  
Adjustable  
6 sec. to 5 min.

**TD73**


Delay on make  
Adjustable  
6 sec. to 8 min.

**TD69**

## DELAY ON BREAK TIME DELAY

- Compressor lockout/anti-short cycle timer
- Brownout protection • 18-30 VAC
- Helps prevent scroll compressor reversal
- Eliminates relay chatter
- Works with anticipator-type thermostats
- Fast response time: 16ms
- Prevents low voltage starts

**ICM206B**  
3-6 min.  
Adjustable



## ADJUSTABLE SOLID STATE TIMERS Duct Purge and Bypass



**32393**

Will allow fan to run an additional 2 min. to purge ducts of all cool air. 24 Volts

**32395**

Will bypass pressure safety to allow system pressurization during start up. 6 sec. to 8 min. delay - 19-288 Volts



# HARD START KITS

## HIGH TORQUE HARD START KITS

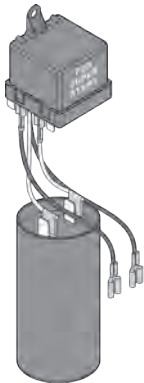
Matching a high current relay with a high voltage capacitor means the ultimate Torque for the most reliable Hard Start Kits.

### Features/Benefits

- Device includes high current potential relay and 330 VAC start capacitor.
- 40 Amp electronic potential relay provides superior performance for low voltage applications.
  - UL recognized
- Senses Motor Start
  - Instant Re-start
  - Made in the USA
- Safety time delay if compressor fails to start
  - Easy 2 wire installation
- Capacitor case size: 6 $\frac{3}{4}$ " L x 1 $\frac{1}{16}$ " W x 2 $\frac{1}{2}$ " H



Part No.	HP Range	Application	Capacitor @ 330 VAC	Replaces
HT70	1-3	Cap Tube & Orifice Metering Devices	108-130 $\mu$ F	KS8
HT80	1-3	All Metering Devices	189-227 $\mu$ F	TO-5
HT90		All Maneurop Compressors	233-280 $\mu$ F	MP1
*** Use SUPCO HT80 For ***				
M/N's MTE18JA* MTEJA* & MTZ18JA*				
HT100	3.5 - 5	All Metering Devices	270-324 $\mu$ F	KS1



### THE ULTRA SERIES

#### 2-WIRE MECHANICAL POTENTIAL RELAY & HARD START KIT

For use on all Single Phase Reciprocating, Scroll and Rotary compressors; 208V, 230V and 265V

- OEM Approved Technology
- Voltage Sensing
- Easy 2-wire installation
- Instant Restart
- Two Year Warranty



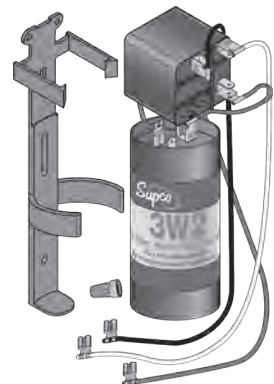
Part No.	Application	Replaces
PSS5	1 to 3 hp	Kickstart TO-5, MPR5
PSS1	3.5 to 5 hp	Kickstart KS-1, MPR1

### 3-WIRE POTENTIAL RELAY & CAPACITOR COMBINATION

The 3 Series Hard Starts provide the service professional with an OEM option when the application calls for a hard start. Combining a potential relay and start capacitor provides a true 3-Wire solution.

- Voltage Sensing
  - Instant Re-start
  - 35 Amp Relay Contacts
- Quick Installation with EZ Snap Bracket
  - 2 Year Warranty
- Scroll compressors
  - Reciprocating compressors
- Can be used with Single or Dual Run Capacitors
- All 208/ 240 V Single Phase Compressors

Part No.	Volts	MFD	HP Range
3W1	208/240	88-108	1 - 3
3W2	208/240	189-227	3.5 - 4.5
3W3	208/240	270-324	4 - 5

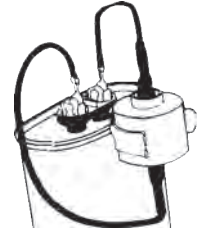


HVAC

# HARD START KITS

## SPP

Mounts directly on the run capacitor.  
115 or 230V  
Up to 5 HP Compressors



### START ASSIST Relay & Hard Start Capacitor

For systems with capillary tubes or fixed restriction devices, a Positive Temperature Coefficient (PTC) hard start device is recommended. For applications where a backup safety timer is desired, use the PSA8 Electronic Potential Relay and Hard Start Kit.

**Parts Connect** tors, a Positive Temperature Coefficient (PTC) hard start device is recommended. For applications where a backup safety timer is desired, use the



Part No.	Replaces	HP Range	Boost	Voltage
<b>Positive Temperature Coefficient (PTC) Hard Starts</b>				
PSA5	SPP5	1/2 - 10hp	300%	120V - 288V
PSA6	SPP6	1/2 - 10hp	500%	90V - 277V
PSA7	SPP7S	1½ - 10hp	600%	115V - 288V
<b>Electronic Relay &amp; Hard Start Capacitor</b>				
PSA8	SPP8E	1/2 - 5hp	189-227µF	170V - 288V



### ELECTRONIC POTENTIAL RELAY/ CAPACITOR COMBINATION

For use on any single phase air conditioning and refrigeration unit. See specifications below for voltage ranges and recommended equipment sizes.

- Electronic Potential Relay Technology
- Backup electronic timing circuit to protect the compressor
- Voltage Sensing
- Instant re-start
- Easy 2-wire connection

Part No.	Operating Voltage	Recommended HP Range	Included Capacitor
SPP4E	90 -130	1/8 to 1	88-106µF
SPP5E	90 -277	1/3 to 2	43-52µF
SPP6E	90 -277	1/2 to 3	88-106µF
SPP7E	90 -277	1 to 4	130-156µF
SPP8E	90 -277	1 to 5	189-227µF




### RSC SERIES RELAYS FOR SPLIT PHASE & CAPACITOR START

- Combined Solid State Starting Relay and Capacitor completely pre-wired for fast simple hook up.
- Replaces current type relays
- Provides added boost for hard start and unbalanced system
- Prevents low voltage starting problems.

Part No.	Volts	H.P.
<b>Systems WITH Run Capacitor</b>		
URSC10	115	1/12 THRU 1/2

# CURRENT RELAYS

## SOLID STATE UNIVERSAL RELAY SUPR



Universal Potential Relay is a time function potential relay designed to be wire to wire replacement for virtually any potential relay on the market. It can be used on any single phase motor or compressor up to 5 HP.

## APR5 ADJUSTABLE POTENTIAL RELAY RECYCLES INSTANTLY!

## APR5

One relay allows for the replacement of thousands of potential relays with pick-up voltages from 130 to 370. The contacts will open after 1 - 1.5 seconds if the motor will not start. You can preset the pick-up voltage of the APR5 to the voltage of the defective relay. If the pick-up voltage of the defective relay is unknown, you can easily set the voltage as suggested in the installation instructions. Replaces both 5-terminal and 3-terminal potential relays and can recycle immediately.

## RELAYS and OVERLOADS




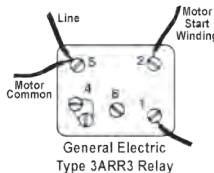
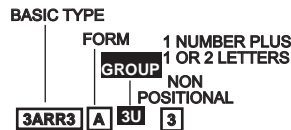
OVERLOAD

Part No.	Description	HP	Term.	Compressor Connections
IC100	Relay	1/12 - 1/3	2	2
IC102	Relay	1/12 - 1/3	3	2
OL1	Overload	1/5 - 1/4	1	1
OL2	Overload	1/4 - 1/3+	1	1
OL3	Overload	1/6 - 1/5	1	1



RELAY

## 63 SERIES POTENTIAL RELAYS



## QUICK REFERENCE RELAY SELECTION CHART FOR GENERAL ELECTRIC RELAYS

Determine the General Electric "GROUP" number of the relay (see chart at left). On the right of the chart locate the relay and control replacement relay number using the GE Group Number. (Ex: G.E. 3ARR3A3U = 1066) Install relay following the instructions enclosed with each relay.



GE Group Number	Cont. Volt	Pick-Up Min.	Pick-Up Max.	Drop-Out Max.	Part No.
2J;2K;2L;2M;2N;5M;7J;7K;7L; 7M;7N;8M;8L;8N	170	139	153	55	1063
3A;3B;3AV;3AU;4A;4B;6A;6B; 6AV;10A;10B;10AU;10AV	395	260	275	120	1064
3P;3R;5P;5R;5S;5T	332	168	182	90	1065
3U;3V;3AT;6U;6V;6W	295	215	225	120	1066
3C;3D;3AA;4C;4D;4BK;6C;6D; 6AA;10C;10D	420	295	315	125	1067
3E;3F;3AB;3AC;4E;4F;4G;6E;6F; 6G;10H;10AB;10AC	502	325	345	135	1068
3S;3T;10S;10T	336	180	195	195	1069
5B;5C;5D;5AA;8B;8C;8D	253	285	305	77	1070

# RELAY WITH OVERLOAD COMBINATION

**3-n-1 Complete Start Series • Relay-Start Capacitor-Overload**  
**A must have for truck stock - reduce callbacks - replace 1/12 to 1/2 hp.**

## Features

- Replaces relay, capacitor and overload for one low price
- Completely pre-wired, simply push on 3 female pin terminals
- “Push-on” compressor terminals, and 1/4” capacitor terminals
- Designed for modern high efficiency compressors
- Helps older compressors to start and run cooler
- Easy mount clip for quick installation
- Easy to read instructions
- Prevents low voltage starting problems

## Applications

- Domestic Refrigerator Compressors to 1/2 hp
- Light Commercial Refrigeration Compressors to 1/2 hp.
- Works on “RSIR”, “CSIR”, “PSC”, & “CSR” compressors

**Parts Connect**

**115 Volt  
Systems WITH or  
WITHOUT Run  
Capacitor**


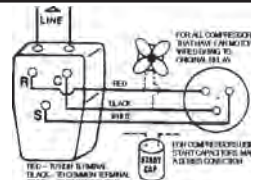


<u>Part No.</u>	<u>HP</u>	<u>RLA</u>	<u>Replaces</u>
<b>PCS210</b>	1/3 - 1/2 HP	12a	URCO210, TQS21, 600-210
<b>PCS410</b>	1/4 - 1/3 HP	6a	URCO410, RCO410, ERPU410, ERP410, 600-410, WRX-4, TQS41, HS41
<b>PCS810</b>	1/12 - 1/5 HP	3.5a	URCO810, RCO810, ERPU810, ERP810, HS81, WRX-8, TQS81, 600-810

## RELAY/OVERLOAD COMBINATION

Quick replacement - Pre-Wired

**FOR HERMETIC COMPRESSOR UNIT  
WITHOUT RUN CAPACITOR  
ALLOWS USE OF START CAPACITOR**



<u>VOLTS</u>	<u>Horsepower</u>	<u>Part No.</u>
115	1/4-1/3	<b>RO41</b>
115	1/12-1/10-1/8-1/6-1/5	<b>RO81</b>

## RELAY WITH OVERLOAD COMBINATION

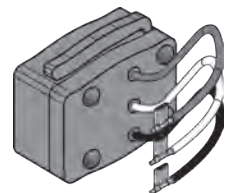
Replace all defective push on relays on every type compressor including those with Running Capacitors from 1/12 through 1/2 HP 120 VAC for compressors with:

- Resistance start motors (no capacitors)
- Start capacitor motors
- Run capacitor motors
- Start and run capacitor motors

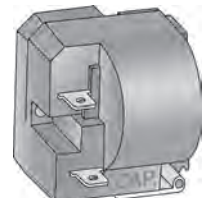
## Features

- Safe, reliable, long lasting PTC relay
- Fast, easy installation
- Prevents start winding overheating during locked rotor situations
- No rewiring for all types of motors

<u>Horsepower</u>	<u>Wired Part No.</u>	<u>Push-On Part No.</u>
1/12 to 1/5 H.P.	<b>URO81</b>	<b>UPRO81</b>
1/4 to 1/3 H.P.	<b>URO41</b>	<b>UPRO41</b>
1/3 to 1/2 H.P.	<b>URO21</b>	<b>UPRO21</b>



**URO - Wired**



**UPRO - Push-On**



# VOLTAGE PROTECTION

## SINGLE PHASE LINE VOLTAGE MONITORS

### Part No. Features and Applications

- Low cost single phase motor protection
- Built in anti-short cycle protection.
- Detects high/low voltage conditions.
- Helps prevent rapid system recycling

### ICM491

- LED indicators:
  - green for normal conditions.
  - red for fault
- Heavy duty SPDT, isolated relay output.
- Interrogation delay prevents nuisance trips.

### Specifications

- Voltage: 95-270 VAC
- Output: relay, SPDT
- n.c./n.o.: 5 amps
- Time delay
- Range: adj. 6-600 sec.

### Replaces

- Diversified: CV-100-RS, CV-200-RS15, CV-200-RS20
- Watsco: EAC-401, EAC-402, EAC-403, EAC-404



## 3 PHASE LINE VOLTAGE MONITORS - Full Performance

### Part No. Features and Applications

- Fully Programmable- with LCD diagnostic display.
- Easy to configure- simple pushbutton setup.
- Easy to customize- setpoints, variables and features are fully adjustable and may be defined by the user while in control SETUP mode.

### ICM450

- 25-fault memory storage, non-volatile.
- Independent high and low voltage settings - ideal for dual voltage compressor applications, identifies front & back side faults.
- Reset mode: choice of auto or manual.
- Protects against: voltage unbalance, high/low voltage, phase loss, reversal, faulty power, incorrect sequencing and rapid short cycling.
- Reliable, high temperature LCD to 167 F.
- Simultaneous voltage display- no scrolling.
- Line voltage programmable. Universal Voltage Operation: 190-630 VAC
- 6.5" x 4.25" 1.5"

### Specifications

- Voltage: 190-630 VAC
- Frequency: 50 or 60 hz
- Control: 18-240 VAC
- Delay on Break timer: (0.1-10 min.)
- Output:
  - Relay, SPDT
  - n.o.: 10 amps
  - n.c.: 6 amps

### Replaces

- Diversified: AC2020, AC301, AC302
- Motorsaver 455
- SSAC QLM/QLV
- Timemark 265
- Wagner WPC-800
- Watsco EAC-800, EAC-8000



## PHASE LOSS & REVERSAL PROTECTION - Ultra Low Cost

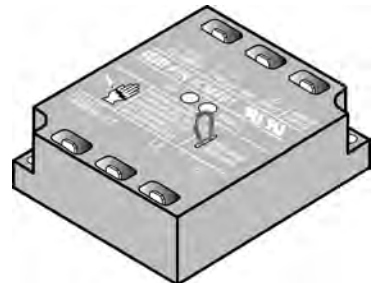
### Part No. Features and Applications

- Low cost 3 phase protection for single side.
- Monitors for phase reversal, phase loss, imbalance % as a function of input voltage
- Bright LED indicators for ON and FAULT.
- Universal 3 phase input: 190-600 VAC.
- Control voltage: 18-30 VAC.
- Highly reliable passive electronics.
- IEEE587 transient tested.
- Epoxy coated for added protection.
- Patented: U.S. Patent No. 5,337,206.
- ICM401 enclosed model shown at right.
- For open board model order ICM403
- 3.25"x 3" x 1.25"

### ICM401

### Specifications

- Voltage: 190-600 VAC
- Frequency: 50 or 60 hz
- Control: 18-30 VAC.
- Output: relay, SPDT
- n.o.: 10 amps



### Part No. Features and Applications

- Low cost 3 phase protection for single side.
- Monitors for phase reversal, phase loss, imbalance % as a function of input voltage
- Bright LED indicators for ON and FAULT.
- Universal 3 phase input: 190-600 VAC.
- Control voltage input: 15, 208, 230 VAC.
- Highly reliable passive electronics.
- IEEE587 transient tested.
- Epoxy coated for added protection.
- Patented: U.S. Patent No. 5,337,206.
- ICM402 enclosed model shown at right.
- For open board model order ICM404
- 3.25"x 3" x 1.25"

### ICM402

### Specifications

- Voltage: 190-600 VAC
- Frequency: 50 or 60 hz
- Control: 115 or 208/230 VAC
- Output: relay, SPDT
- n.o.: 30 amps




HVAC

# HEAT PUMP CONTROLS

## REPLACE VIRTUALLY ALL SINGLE STAGE DEFROST CONTROLS

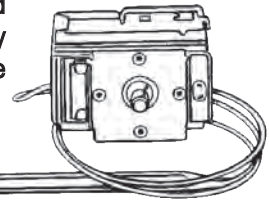
- Replaces 200+ Controls!
- **Universal Replacement:**  
 Selectable demand or timed defrost  
 O or B reversing valve  
 Configures to any system
- **Easy Installation & Set Up**  
 Universal mounting with rotating display  
 One-button configuration to an OEM system  
 Includes outdoor sensors  
 Test button for system verification
- **Versatile Matrix Display**  
 Access set up and diagnostic menus from any orientation
- **Compressor Protection**  
 Brown out and short cycle protection plus Hi/Low pressure inputs



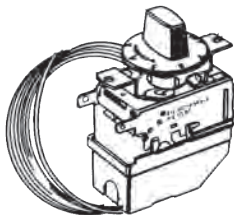
47D01U-843



**DESCRIPTION:** The C12-5010 is a single stage standard air conditioning and heating unit mounted control for manual changeover systems. Control directly replaces many controls. Control is supplied with dial plate and knob. Single pole, double throw, dial range 60-99, capillary length 36".



C12-5010

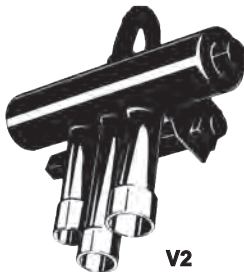


**DESCRIPTION:** The C17-100 is a two stage standard air conditioning and heating unit mounted control for automatic/manual changeover systems. Control directly replaces many controls. Control is supplied with dial plate and knob. Switch action 2 single pole double throw, dial range cooling 71-101, dial range heating 64-94, capillary length 26".

C17-100

## REVERSING VALVES

**DESCRIPTION:** Ranco solenoid coil operated reversing valves are slide type, 4-way valves which operate under full pressure of a heat pump system. These valves are used on unitary, split system and window-type heat pump application. **Solenoid coils are supplied separately.**





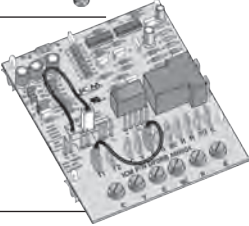

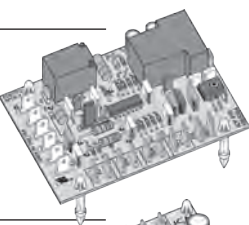
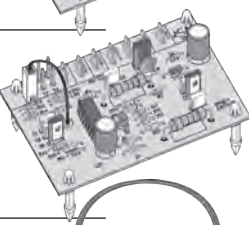
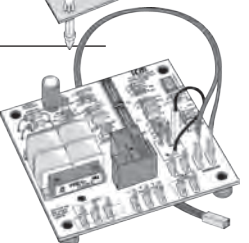
V2

Part No.	Capacity Tons			Tube Size	
	Nominal	R22	410A	Suction	Pressure
V2-408060-270	2	0.75 - 2.0	0.9 - 2.2	1/2"	3/8"
V2-410060-470	2	1.0 - 2.5	1.3 - 2.5	5/8"	3/8"
V6-412080-170	6	1.0 - 5.5	1.3 - 6.7	3/4"	1/2"
V6-414080-170	6	1.0 - 5.5	1.3 - 6.7	7/8"	1/2"
V10-414120-170	10	3.0 - 9.9	3.8 - 11.9	7/8"	1/2"

### COILS

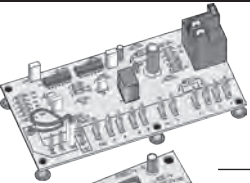

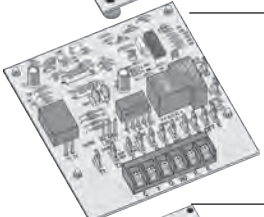
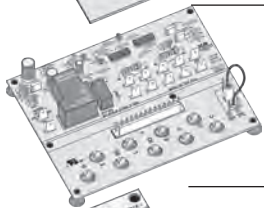
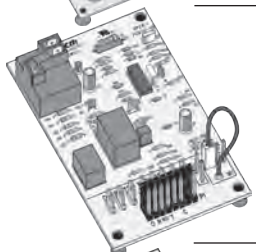
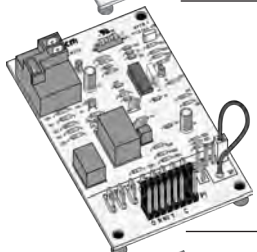
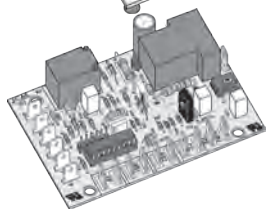
Part No.	Voltage	Color	Watts
LDK-110000-70	24 VAC	Red	4
LDK-310000-70	120 VAC	Black	4
LDK-410000-70	208/240 VAC	Green	4

# DEFROST CONTROLS

Model	Description	OEM Replacement	ICM Control
<b>ICM300</b>	<ul style="list-style-type: none"> <li>Simple time and temperature control</li> <li>Must Have external relays for Fan, Reversing Valve and Auxillary Heat</li> <li>High installed base</li> </ul>	<ul style="list-style-type: none"> <li>Amana: C64301-1 C6431001</li> <li>Arteslan: 10321-00</li> <li>Arcoaire: 32312-00</li> <li>Carrier: 621</li> <li>Coleman: 3030A374</li> <li>Goodman: B12260-06</li> <li>Hell Quaker: HQ1052757</li> <li>ICP: 1052757</li> <li>ICM: DFSOS24A2</li> <li>Intertherm: 6208800</li> <li>Lennox: 33G9501</li> <li>Rheem: 47-21776-01</li> <li>Snyder General: 1395-329</li> <li>Honeywell: ST74A 1004 ST74A 1020 ST74A 1038</li> <li>White Rodgers: 90-621</li> <li>Therm-o-Disc: 26E-10</li> <li>Robertshaw: TD-10</li> </ul>	
<b>ICM301</b>	<ul style="list-style-type: none"> <li>Simple time and temperature control</li> <li>Must Have external relays for Fan, Reversing Valve and Auxillary Heat</li> <li>High installed base</li> </ul>	<ul style="list-style-type: none"> <li>Rheem: 47-21776-06</li> <li>ICM: DFOSP24A2</li> </ul>	
<b>ICM302</b>	<ul style="list-style-type: none"> <li>Time and temperature control with integral Anti-short Cycle Timer</li> <li>Outdoor fan and Reversing Valve Relay integrated into design</li> <li>Field wiring connections provided</li> </ul>	<ul style="list-style-type: none"> <li>Nordyne: 621301A, 621579B, 621579C</li> <li>ICM: DFORB-AB1004</li> </ul>	
<b>ICM303</b>	<ul style="list-style-type: none"> <li>Time and temperature control with integral Anti-short Cycle Timer</li> <li>Outdoor fan and Reversing Valve Relay integrated into design</li> <li>Safety Switch Lockout function included</li> </ul>	<ul style="list-style-type: none"> <li>York: 9218-3741 03101251000</li> <li>Evcon: 9218-374</li> <li>ICM: DFORF</li> </ul>	
<b>ICM304</b>	<ul style="list-style-type: none"> <li>Outdoor Fan and Reversing Valve Relay integrated into design</li> <li>Anti-banger feature energizes the Reversing Valve 10 seconds after the Outdoor Fan Relay allowing for pressure equalization</li> </ul>	<ul style="list-style-type: none"> <li>ICP: 1069364</li> <li>ICM: AF1013 with reset</li> </ul>	
<b>ICM307</b>	<ul style="list-style-type: none"> <li>Simple time and temperature control</li> <li>Integral short cycle protection</li> <li>High installed base</li> </ul>	<ul style="list-style-type: none"> <li>Lennox: 86G16</li> <li>Ranco: DT2</li> <li>Fast: 1093410</li> </ul>	
<b>ICM315</b>	<ul style="list-style-type: none"> <li>Time and temperature control</li> <li>Solid state replacement for Ranco E15 control</li> </ul>	<ul style="list-style-type: none"> <li>Ranco: E-15</li> <li>Avion: DFT100</li> <li>ICM: AA1010-EI5</li> </ul>	

HVAC

# DEFROST CONTROLS

ICM Control	Model	Description	OEM Replacement
	<b>ICM316</b>	<ul style="list-style-type: none"> <li>• Time and temperature control</li> <li>• Outdoor Fan and Reversing Valve Relay Integrated into Design</li> <li>• High Installed Base</li> </ul>	<ul style="list-style-type: none"> <li>• Trane: CNT1642, CNT1152, 21C142827G01</li> <li>• ICM: DFOR-AE1008</li> </ul>
	<b>ICM318</b>	<ul style="list-style-type: none"> <li>• Time and temperature control</li> <li>• Outdoor Fan and Reversing Valve Relay Integrated into Design</li> <li>• High Installed Base</li> </ul>	<ul style="list-style-type: none"> <li>• Goodman: B1226008</li> <li>• ICM: W1001-4</li> </ul>
	<b>ICM319</b>	<ul style="list-style-type: none"> <li>• Time and temperature control with integral Anti-short Cycle Timer</li> <li>• Outdoor Fan and Reversing Valve Relay Integrated into Design</li> </ul>	<ul style="list-style-type: none"> <li>• Nordyne: 624519A</li> <li>• ICM: DFORB24A21300</li> </ul>
	<b>ICM320</b>	<ul style="list-style-type: none"> <li>• Time and temperature control</li> <li>• Outdoor Fan and Reversing Valve Relay Integrated into Design</li> <li>• High Installed Base</li> </ul>	<ul style="list-style-type: none"> <li>• Carrier: HK32FA006</li> <li>• ICM: DFOR-AB1016</li> </ul>
	<b>ICM321</b>	<ul style="list-style-type: none"> <li>• Time and temperature control with Integral Anti-short Cycle Timer</li> <li>• Outdoor Fan and Reversing Valve Relay Integrated into Design</li> </ul>	<ul style="list-style-type: none"> <li>• Carrier: CES01130063-00, CES01130063-01</li> <li>• ICM: DFORB-AE1011</li> </ul>
	<b>ICM322</b>	<ul style="list-style-type: none"> <li>• Time and temperature control</li> <li>• Heat Active Reversing Valve Relay Integrated into Design</li> <li>• High Installed Base</li> </ul>	<ul style="list-style-type: none"> <li>• Carrier: CES0130024-00</li> </ul>
	<b>ICM323</b>	<ul style="list-style-type: none"> <li>• Time and temperature control</li> <li>• Heat Active Reversing Valve Logic</li> <li>• Sensor Input for Defrost Terminate</li> <li>• Time &amp; Temperature Terminate</li> <li>• 10-minute Fixed Defrost Time</li> <li>• Input Accumulates Actual Compressor Run Time</li> <li>• Pin-Selectable: 30/60/90 Minute Defrost Intervals</li> <li>• Integral Short Cycle Protection</li> </ul>	



# DEFROST CONTROLS

**REPLACES:**

HK32EA001: Speedup defrost timing sequence:  
Specified Time Interval Speedup Equivalent Time Interval

10 minute maximum defrost	2.3 seconds
30 minute timing sequence	7 seconds
60 minute timing sequence	14 seconds
90 minute timing sequence	21 seconds
120 minute timing sequence	28 seconds

HK32EA003/HK32EA008:

Speedup defrost timing sequence: 5 seconds (active upon release)

ASC delay: 5 minutes at startup and between heating calls


Forced DFT sequence: 30 seconds

Random start timer: 0-30 seconds

Quiet shift compressor delay: 30 seconds (HK32EA003),  
70 seconds (HK32EA008)

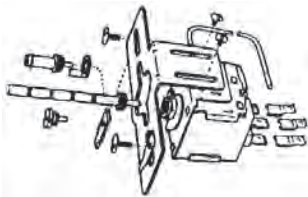
**ICM350**

A 3-in-1 replacement board for Carrier HK32EA001, HKEA003 and HK32EA008 boards. Special circuitry helps reduce noise disturbances when entering and exiting the defrost sequence on the 003 and 008 applications.



# RAC COLD CONTROLS

## ROOM AIR CONDITIONER TYPE A22-SPDT

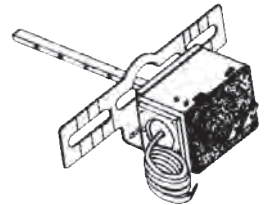


The A22 series controls will replace many OEM thermostats requiring a 3-wire SPDT application. Complete with mounting hardware and instructions.

<u>Part No.</u>	<u>Capillary</u>	<u>Range F°</u>
<b>A22-2451</b>	27" Straight	46-81
<b>A22-2453</b>	39" Bulb	59-90

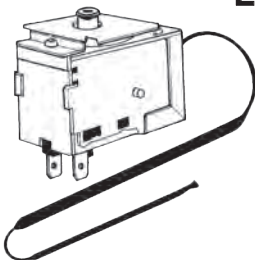
## ROOM AIR CONDITIONER THERMOSTATS HEAVY DUTY

The A30X series controls have a 30 amp contact rating for those applications on high BTU units where a high amperage control is required.



<u>Part No.</u>	<u>Capillary</u>	<u>Range F°</u>	<u>Switch Type</u>
<b>A30X450</b> (A30-450)	18" Air Coil	58-92	SPST
<b>A30X451</b> (A30-451)	48" Standard	58-91	SPST
<b>A30X452</b> (A30-452)	38" Bulb	58-91	SPST

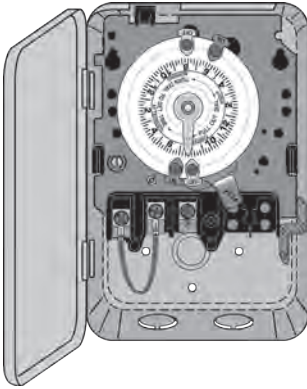
## ENERGY CONSERVATION CONTROLS



Helps prevent wide variations in room temperature by sensing discharge and return air temperature, and limiting HEAT/COOL to a narrow range.

<u>Part No.</u>	<u>Switch</u>	<u>Range</u>	<u>Diff.</u>
<b>C12-9024</b>	SPDT	67-83	4
<b>C17-9043</b>	2SPDT	68-86 Clg./ 59-77 Htg.	4

# GENERAL PURPOSE TIMERS



## 24 HOUR ELECTRO-MECHANICAL TIME CONTROLS

Features:

- Dial: 24 Hour, 2 ON and 2 OFF trippers.
- Switch Rating: 2 hp at 120 volts and 5 hp at 240 volts.
- Operations: Up to 10 ON/OFF operations per 24 hours.
- Minimum Setting: 1 hr. between ON/OFF, 2 hr. between OFF/ON.
- Enclosure: Non corrosive NEMA 1.
- For additional tripper pairs, order part number **STPIN**.

Parts  
Connect®

- Steel Case Dimensions: 7.9" X 5.3" X 3"(20cm X 13.5cm X .7cm)
- Unit Weight: 2.87 lbs. (1300 grams)
- Temperature Range: -22°F to 158°F (-30°C to 70°C)

Part No	Volts	Switch	Paragon	Intermatic	Precision	Supco
T101	120	SPST	4001-00	T101	CD101	ST101
T102	240	SPST	4002-71	T102	CD102	ST102
T103	120	DPST	4003-00	T103	CD103	ST103
T104	240	DPST	4004-71	T104	CD104	ST104



## TIME INITIATED, REMOTE TEMPERATURE, PRESSURE OR TIME TERMINATED

Automatically Selects Voltage • 120 or 208/240 Volt Defrost Timer

**GRÄSSLIN™**  
by INTERMATIC®  
**DTAV40**

- AUTOMATICALLY selects voltage 120 Or 208/240 V
- Real-Time Clock Face
- Red Or Green LEDs Indicate Defrost Or Run Cycle
- Captive Trippers Can't Be Lost
- Nema 3R Indoor Or Outdoor Enclosure Standard
- Independently Adjustable Trippers (15 Min Intervals)
- Fits Into Competitive Boxes • 40 Amp Rated Contacts
- Easy To Follow Instructions

### PARAGON

8141-00	8046-00	8045-20
8143-00	8047-00	8046-20
8145-00	8141-20	8047-20
8041-00	8143-20	8245-20
8043-00	8145-20	8243-20
8045-00	8041-20	8247-20
	8043-20	

### PRECISION

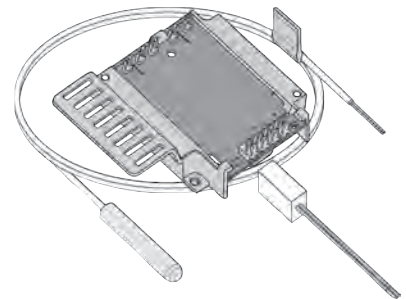
6141-00	6047-00	6043-20
6143-00	6141-20	6045-20
6145-00	6143-20	6047-20
6041-00	6145-20	6245-20
6043-00	6041-20	6243-20
6045-00		6247-20

**REPLACES THESE TIMERS**

## ICUBE™ Adaptive Defrost Module DDFM

When added to an existing Grässlin™ DTAV40 - Defrost Control, provides the control with the ability to skip scheduled defrost events when they are not needed in order to save energy. Up to four thermistor probes may be added to the control in order to monitor multiple evaporator coils.

- One 10 ft (3.05 m) thermistor probe, with clip
- One 6 ft (1.83 m) input lead • Four wire connectors
- One dead front • Four #4-40 ¼" screws
- One ICUBE™ Adaptive Defrost Module, DDFM



# ELECTRONIC REFRIGERATION CONTROLS

## UNIVERSAL DEFROST TIMERS FROM PARAGON

The only multi-voltage defrost timers built and tested to refrigeration standards!

- Last 5 times longer than the competition. • Easy programming
- Will withstand the most rigorous refrigeration applications.
- Certified to UL873 standards for temperature indicating and regulating equip.
- Wire directly to 120 VAC, 208 VAC or 230 VAC w/o jumpers or switches
- Display shows defrost start time and duration
- 100 hours power loss protection for time and defrost

### SPECIFICATIONS

**Input Power :** 120/208-240 VAC 60 Hz (+10, -15%)

**Power Consumption:** 6VA max, Defrost termination switch (terminal "G") input impedance to terminal. C: 85k +/-5%

**Operating Voltage:** 102 VAC min to 132 VAC max @ 60 Hz  
176.8 VAC min to 264 VAC max @ 60 Hz

NOTE: No user-required adjustments to switch between the high and low voltage

### Part No. Functions / with Metal Enclosure

**9145-00** Time Initiate/Temperature, Pressure Terminate Defrost Timer

**9045-00** Time Initiate/Time Terminate Defrost Timer with Metal Enclosure



## COMMERCIAL REFRIGERATION DEFROST CONTROL

### Features & Benefits

- Heavy-duty synchronous motor.
- Adjustable defrost initiation freq. 1 to 6/day
- Adjustable defrost duration: 4 to 110 min
- Contact Arrangements: Electric heat, hot gas, or off cycle defrost.
- Heavy duty steel case w/ knockouts sides, back & bottom • UL recognized

### Specifications:

- 120 or 208/240 VAC 60 Hz
- 40 Amp non-inductive • Maximum HP: 2HP
- Pilot Duty: 670VA
- Operating Temperature Range: -35°F to +175°F
- Case Dimensions: 7.697" H x 4.4" W x 3.8" D
- Weight: S8040 Series 3.5 lbs.  
S8141 Series 3.75 lbs.




### Part No. Voltage NO NC Time Initiated - Time Terminated

<b>S804100</b>	120	1	2
<b>S804120</b>	240	1	2
<b>S804500</b>	120	1	1
<b>S804520</b>	240	1	1

### Time initiated - Pressure or Temperature Terminated

<b>S814100</b>	120	1	2
<b>S814120</b>	240	1	2
<b>S814500</b>	120	1	1
<b>S814520</b>	240	1	1

### Replacement Drop-In Mechanism



### DT814520M

for S814520 or 8145-20

## 24-Hour Electromechanical Panel Mount Timer Module 15 Minute Intervals designed for 24-hour or 7-day control, 2HP, 21A, SPDT




Part No.	Voltage
<b>FM1STUZ-120U</b>	120V
<b>FM1STUZ-240U</b>	208-240V






# PARAGON TIMERS



## TIME INITIATED-TIME TERMINATED

Used on hot gas or reverse cycle defrost systems and electric heat applications. Up to 6 defrost cycles per day with defrost times from 4 to 110 minutes in 2-minute increments. Gray NEMA type 1 indoor enclosure. Includes 4 dial pins. 60 Hz.

<u>Part No.</u>	<u>Contacts</u>	<u>Amps</u>	<u>VA</u>	<u>Volts</u>
<b>8041</b>	2NC-1NO	40	690	120
<b>8041-20</b>	2NC-1NO	40	690	208-240
<b>8045</b>	SPDT	40	690	120
<b>8045-20</b>	SPDT	40	690	208-240
<b>8047-20</b>	2NO-1NC	40	690	208-240



## TIME INITIATED-TEMPERATURE TERMINATED

Used in conjunction with a temperature or pressure control on hot gas or compressor systems and electric heat applications. Up to 6 defrost cycles per day with defrost times from 4 to 110 minutes in 2-minute increments. Gray NEMA type 1 indoor enclosure. Includes 4 dial pins. 60 Hz.


<u>Part No.</u>	<u>Contacts</u>	<u>Amps</u>	<u>VA</u>	<u>Volts</u>
<b>8141</b>	2NC-1NO	40	690	120
<b>8141-20</b>	2NC-1NO	40	690	208-240
<b>8143-20</b>	1NC-2NO	40	690	208-240
<b>8145-0</b>	SPDT	40	690	120
<b>8145-20</b>	SPDT	40	690	208-240

# FD113-ZUK OIL PRESSURE SAFETY

Senses the effective oil pressure on pressure lubricate compressors. If inadequate oil pressure exists, a time delay is energized. If the oil pressure does not recover to safe levels within the time delay setting, the compressor is shut down. The time delay allows the compressor adequate time to establish oil pressure on start up and avoids nuisance shutdowns on pressure drop of short duration during the run cycle.

### Features

- Pressure range adjustable from 4 to 65 psid; Timer start pressure - timer stop pressure is 3 psid above timer start pressure
- A SPDT switch is used in the pressure portion of the control which allows the addition of a "safe-light" when desired
- Electronic Timer is Time-Adjustable from 20 to 150 seconds Supply voltage - 24 to 240 Volt AC/DC; Timing unaffected by voltage or ambient temperature variations
- A SPDT Manual Reset Switch is used in the Timer Module; Upon time-out, the compressor is stopped and an alarm circuit is energized; To restart the compressor and deenergize the alarm circuit, the reset button is pushed
- A factory installed Jumper allows the FD113 to be powered from a single source power; Should separate circuits be desired for the timer and "Lockout" switch, the Jumper can be removed

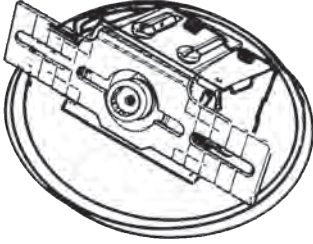


**FD113ZUK**



# COLD CONTROLS

## BEVERAGE COOLER CONTROLS



Ranco A30 series controls are compact and readily adaptable to nearly all commercial refrigerators and freezers. Complete with hardware and adequate capillary length to cover a wide variety of applications.

<u>Part No.</u>	<u>Range F°</u>	<u>Differential F°</u>	Normal Normal Cap.		
			<u>Out</u>	<u>In</u>	<u>Length</u>
<b>A30-260</b>	-5 to 36	6	16	22	72
<b>A30-262</b>	3 to 46	9 to 15	20	32	84
<b>A30-263</b>	-5 to 47	18 to 26	11	34	84

## for TRUE REFRIGERATORS & FREEZERS

### True Refrigerator Temperature Control - Freezer

(800303, 800313, 800337, 38898, 9530N1284)

Fits Models:

TUC-(27,27D,27G,44,48,48D,48G,60,60D-2,60G,67,67D-4,93)

TWT-(27,27D,44,48,48D,60,60D,67,93) -

Series: TBB, TDD, TPP, TSSU

<u>Part No.</u>	<u>Range °F</u>	<u>Cut-In °F</u>	<u>Cut-Out °F</u>	<u>Cap.</u>
<b>61-032</b>	-25 to +8	-8	-14	25"

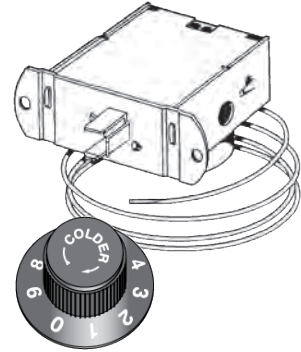
### True Refrigerator Temperature Control - Cooler

(800393, 800306, 400456, 9531N251)


Fits Models:

GEM/GEM Uprights, GDM, T, TS

<u>Part No.</u>	<u>Range °F</u>	<u>Cut-In °F</u>	<u>Cut-Out °F</u>	<u>Cap</u>
<b>61-030</b>	+14 to +40	+22	+18	42"

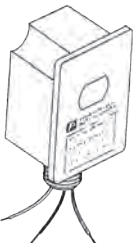


## WATER COOLER CONTROLS



Ranco K Series water cooler controls will replace 80% of control needs for equipment from such makers as Ebco, Elkay, Sunroc, Halsey-Taylor, Kelvinator, Oasis, and General Electric.

<u>Part No.</u>	<u>Range F°</u>	<u>Differential F°</u>	Normal Normal Cap.		
			<u>Out</u>	<u>In</u>	<u>Length</u>
<b>K3001</b>	37 to 61	7	46	53	48
<b>K3002</b>	7 to 66	27	23	50	36
<b>A30-261</b>	32 to 64	6	42	48	84



## PHOTO CONTROLS

**WILL AUTOMATICALLY CYCLE  
ON WHEN DARK AND  
OFF WHEN LIGHT OUTSIDE**

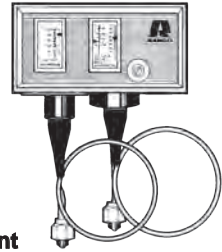
<u>Part No.</u>	<u>AC Line</u>	<u>Load Rating</u>	<u>Light Level</u>
	<u>Volt/HZ</u>	<u>Amp/T/Watts/VA(Ft. Candle)</u>	<u>On/Off</u>
<b>CW201-00</b>	120/60	15/1,800/1,800	1/2/7

COMMERCIAL  
REFRIGERATION

# REFRIGERATION CONTROLS

## DUAL PRESSURE CONTROLS

One SPST switch is operated by both the high pressure and the low pressure sides of the control. Fall of the low side below the low set point or Rise of The high side above the high set point will open the switch. Low cutout is temperature or safety control. High setting is safety cutout.



<u>Control Part No.</u>	<u>Range (VAC. or P.S.I.)</u>	<u>Differential (P.S.I.)</u>	<u>Power Element Length</u>	<u>Fittings</u>
<b>SPST-Automatic Reset-Low Side Closes-High Side Opens On Rise</b>				
<b>O12-1502</b>	Low Side 12 in.-50 High Side 150-450	5-35 70 Fixed	36	Flare Nut
<b>O12-1506</b>	Low Side 12 in.-50 High Side 100-250	5-35 50 Fixed	36	Flare Nut
<b>O12-1549</b>	Low Side 10 in.-100 High Side 150-450	10-40 70 Fixed	36	Flare Nut
<b>SPST-Auto Reset ON Low Side-Manual or Automatic Reset ON High Side. Closes On Rise</b>				
<b>O12-4834</b>	Low Side 10 in.-100 High Side 150-450	10-40 70 Fixed	48	Flare Nut
<b>SPST-Manual Reset-Low Side Locks Open On Drop-High Side Locks Open On Rise</b>				
<b>O12-1594</b>	Low Side 10 in.-100 High Side 150-450	10-Fixed 60 Fixed	36	Flare Nut

## ENCAPSULATED PRESSURE CONTROLS

- Low Pressure, High Pressure, High Pressure Manual Reset and Fan Cycling
- Tamper Proof
- 1/4" Female SAE Mounting
- Automatic Reset and Manual Reset Versions
- Rated 24V, 125VA/110V, 375VA/240V, 375VA
- 18" Leads

### HIGH PRESSURE

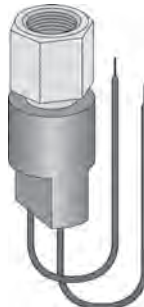
Tolerance ± 15 Psi

<u>Part No.</u>	<u>Open</u>	<u>Close</u>
<b>PHP200150</b>	200	150
<b>PHP250150</b>	250	150
<b>PHP275195</b>	275	195
<b>PHP300200</b>	300	200
<b>PHP350250</b>	350	250
<b>PHP375265</b>	375	265
<b>PHP400200</b>	400	200
<b>PHP400280</b>	400	280
<b>PHP400300</b>	400	300
<b>PHP425300</b>	425	300
<b>PHP450250</b>	450	250

### LOW PRESSURE

Tolerance ± 5 Psi

<u>Part No.</u>	<u>Open</u>	<u>Close</u>
<b>PLP0520</b>	5	20
<b>PLP1025</b>	10	25
<b>PLP1535</b>	15	35
<b>PLP2550</b>	25	50
<b>PLP2565</b>	25	65
<b>PLP2580</b>	25	80
<b>PLP4080</b>	40	80
<b>PLP5090</b>	50	90



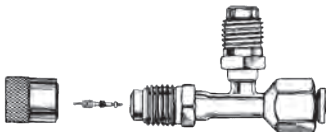
Automatic Reset



Manual Reset

### TEE FITTING FOR EASY ADD-ON SYSTEM ACCESS

**40386**  
(A31851)  
3 PAK

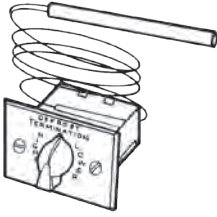


### HIGH PRESSURE MANUAL RESET CONTROLS

The disc remains in the reversed position and the electrical contacts remain open until **both** the deactuation pressure is reached **and** the manual reset button is pushed.

<u>Part No.</u>	<u>Opens</u>	<u>Closes</u>
<b>P100DA-1C</b>	410	Lockout
<b>P100DA-2C</b>	475	Manual Reset

# REFRIGERATION CONTROLS



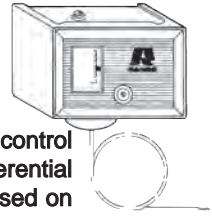
**F25-107**

## SPDT FAN ON 20° DEFROST TERMINATION 40-75

The F25 Control terminates defrost and delays the evaporator fan operation one electrical heat, hot gas and reverse cycle commercial refrigeration systems.

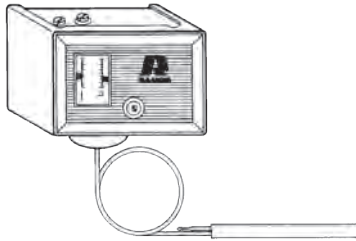
- Prevents warm, moist air from being circulated into the refrigerated space
- Remote bulb sensing
- Factory-fixed low event for fan delay
- Can be used with 7008-100 series defrost controls

**O16-588**



Popular temperature control with close (15°) differential for accurate control. Used on dispensers of soft drinks, soft ice cream, milk, etc.

RANGE - 15°F to + 40°F  
72" Capillary



## WIDE RANGE TEMPERATURE CONTROLS

Part No.	Range	Switch Action	Diff.	Length
O60-100	-35° to 95°	SPDT	~	96" cap.
O60-101	-35° to 95°	SPDT	3.5 to 50	Air Coil
O60-200	95° to 240°	SPDT	~	96" cap.

The ultimate in expanded wide range temperature control. Features a gas-filled, non-position-sensitive bulb. Is virtually unaffected by ambient temperature, senses from the bulb only. Nine revolutions of the range screw are used to cover the complete setting range providing 10x the setting sensitivity compared to typical wide range controls using less than a single revolution. Suitable for return air or space temperature sensing, defrost termination, fan delay and evaporator coil sensing. For most heating and industrial equipment applications.

## RANCO ETC COMMERCIAL TEMPERATURE CONTROL

A microprocessor-based family of temperature controls designed to provide on/off control for commercial heating, cooling, air conditioning and refrigeration applications. Has a wide temperature range, one and two stage capability, selectable heating/cooling modes and multi-voltage input. Has a keypad lockout switch to prevent tampering with the control settings by unauthorized personnel.

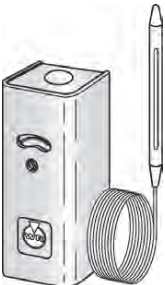
Part No.	Stages	Switch	Voltage
ETC111000	1	SPDT	120/208/240
ETC112000	1	SPDT	24V
ETC211000	2	SPDT	120/208/240
ETC212000	2	SPDT	24V

**1309007-044** Replacement Sensor. 1/4" x 2" long. 8' of #22 AWG cable. Resistance decreases with temperature increase. Splice new sensor into cable. Not polarity Sensitive



## WIDE RANGE TEMPERATURE CONTROL

**FEATURES:** Wide Range controller, used in cooling applications where remote mounting of sensing element is required. Controls temperature in a duct, tank, freezer, or cooler. Controller element can be directly immersed in the controlled medium Maximum Ambient Temperature, 125° Capsule; 3/8 inch diameter, 5 1/4 inches long.



Part No.	Range (F)	Switch Action	Diff.	Copper Element Length
1609-94	35° to 57°	Close On Rise	3 to 20	6 feet
1609-101	-30° to 90°	Close On Rise	3.5 to 40	5 feet
1687-9	-30° to 90°	SPDT	4.5 to 40	8 feet

COMMERCIAL REFRIGERATION

# Ranco® REFRIGERATION CONTROLS

## MEDIUM TEMPERATURE CONTROL

Applications include Medium Temperature Cases, Chest/Upright/Reach-In Coolers, Walk-in Coolers, Hot Cabinets, Air Conditioning, Medical Refrigerators, Blood Banks, Data Centers and Milk Coolers



Features a single relay output, for cooling or heating purposes, combined to a cyclical timer for natural defrost. The natural defrost can be forced or performed through an off refrigeration cycle.

**MT512EL2HP** 12/24V, 1 SPDT Relay 16A, 1 NTC Probe

**MT512E2HP** 120/240V, 1 SPST Relay 16A, 1 NTC probe



Digital Controllers have additional features including an open-door indicator and datalogger for internal memory retention. Datalogging records the measured temperature and control output status at user-determined intervals along with other configurable parameters. Has a serial communication port to connect to the Sitrad® software. Free Sitrad Remote Management Software allows for connectivity to monitor and control your system from any location.

**MT512E-LOG** 120/240V, + Sitrad + Datalogger + 1 NTC probe

## LOW & MEDIUM TEMPERATURE CONTROL

Applications include Low Temperature Cases, Chest/Upright/Reach-In Freezers and Walk-in Freezers.



For frozen goods, automates the defrosting process according to the needs of the facilities (intelligent defrosting). Has a normal setpoint and an economical setpoint, in addition to the quick freezing functionality and alarm functions indicating that the door is open. Has a powerful relay to drive compressors up to 2HP and the defrost output has a current capacity of 10 Amp.

**TC-900E-2HP** 120/240V, 2 Relays, NTC Probe Freezer Controller with three relay outputs and two temperature sensors. (Comp. / Fans/ Defrost)



As above + contains an hourmeter to count the operating hours of the compressor, and an internal real time clock that enables the creation of a defrost schedule for each day of the week. Besides, with the help of an internal auxiliary power supply, the clock keeps working even in case of a power fault for at least 72 hours.

**TC-900E-LOG** 120/240V, 3 Relays, Communication, NTC probe Freezer Controller with three relay outputs, two sensors, two digital inputs, Buzzer, Normal and economy setpoint modes and built-in datalogger + Sitrad

## SENSOR (Thermistor)



**SB70** NTC Sensor Probe 6' 7" in length -58F to 221F with sensor fused to cable



# Ranco® REFRIGERATION CONTROLS

## RS-485 SERIAL CONVERTERS

Used to connect to Sitrad Pro of up to 32 instruments with serial connection. It performs the communication between the controllers and the computer, by means of converting RS-485 signals from the controllers. Connected to the computer or Sitrad InBox by an USB cable.

**CONV32** Interface to connect Controllers to Sitrad®software.  
Connects via USB cable.



Acts as a data server, providing monitoring information with the Sitrad Pro program & Sitrad Mobile program. The inbox is a device capable of managing the data provided by the Full Gauge controllers installed in the communication network, sitrad being responsible for collecting, storing, monitoring and making information available. Allows remote access to information from a variety of applications, such as temperature, humidity, pressure and voltage data, from sitrad anywhere around the world. The built-in memory allows users to store controller database and plot graphs. The device enables direct connection of up to 32 instruments using its RS-485 communication port. It is also possible to collect controller data through the Wi-Fi, Ethernet and USB converters provided by Full Gauge Controls.

**SitradInbox** Server and Gateway for SITRAD compatible controllers, converts RS-485 in USB, WIFI, and ETHERNET.  
SITRAD software pre-installed (no need for computer)



Enables communication between Full Gauge Controls controllers and Sitrad through a WiFi data network using the standard TCP/IP communication. Does not require Ethernet cabling to manage the installation.

**TCP-485-WIFI** Interface to connect Controllers to Sitrad®software.  
Connects via WiFi data network.



## ACCESSORIES

**EasyProg** allows storage of nine individual programmings. It can copy the information from a standard controller and then download it to other controllers without the need for connecting it to a PC. It can also be connected to the PC through a USB port and change the parameters using Sitrad's Preset Editor. The communication with the instruments has a RS-485 port and a Serial TTL port. Portable, works with no batteries.

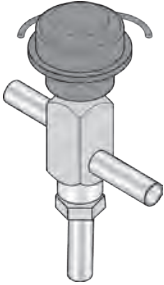


**E-CASE** Protective case for Evolution line controllers, prevents against water and moisture in the controller's terminals.



COMMERCIAL  
REFRIGERATION

# REFRIGERATION CONTROLS



## LAC (Low Ambient Control.)Series Head Pressure Controls

A three way modulating valve that responds to discharge pressure.

<u>Part No.</u>	<u>Pressure Settings</u>	<u>Connections</u>
LAC-4-100	100 PSI	3/8" x 3/8" x 3/8" ODF
LAC-4-180	180 PSI	3/8" x 3/8" x 3/8" ODF
LAC-5-100	100 PSI	7/8" x 7/8" x 7/8" ODF
LAC-5-180	180 PSI	5/8" x 5/8" x 5/8" ODF

### SINGLE LOW PRESSURE CONTROLS

For low pressure suction applications

<u>Control Part No.</u>	<u>Range</u>		<u>Differential (PSI)</u>	<u>Power Element Length</u>	<u>Fittings</u>
	<u>Low</u>	<u>High</u>			
<b>SPST - AUTOMATIC RESET - CLOSSES ON RISE</b>					
O10-1401	12 in.	-50	5-35	-	Male Flare
O10-1402	12 in.	-50	5-35	36	Flare Nut
O10-1483	10 in.	-100	10-40	36	Flare Nut
<b>SPDT - AUTOMATIC RESET - OPENS OR CLOSSES ON RISE</b>					
O16-527	10 in.	-100	10-40	36	Flare Nut

### SINGLE HIGH PRESSURE CONTROLS

For high pressure discharge applications

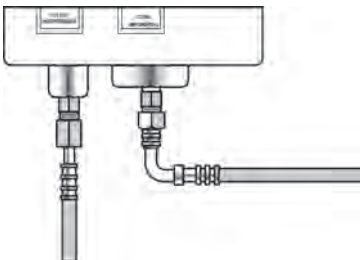
<u>Control Part No.</u>	<u>Range</u>		<u>Differential (PSI)</u>	<u>Power Element Length</u>	<u>Fittings</u>
	<u>Low</u>	<u>High</u>			
<b>SPST - AUTOMATIC RESET - CLOSE ON RISE</b>					
O10-2000	100-250		20-100	48	Flare Nut
<b>SPDT - MANUAL RESET - OPENS OR CLOSE ON RISE</b>					
O16-200	150-450		40 fixed	48	Flare Nut

### FAN CYCLING CONTROLS

For cycling condenser fan(s) to maintain head pressure

<u>Control Part No.</u>	<u>Range</u>		<u>Differential (PSI)</u>	<u>Power Element Length</u>	<u>Fittings</u>
	<u>Low</u>	<u>High</u>			
<b>PST - AUTOMATIC RESET - CLOSSES ON RISE</b>					
O10-1894	100-400		35-150	-	Male Flare
O10-2054	100-400		35-150	36	Flare Nut
<b>SPDT - AUTOMATIC RESET - OPENS OR CLOSSES ON RISE</b>					
O16-108	100-400		35-150	36	Flare Nut

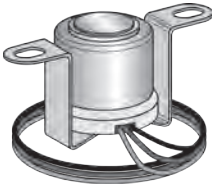
### HIGH PRESSURE CONTROL HOSE



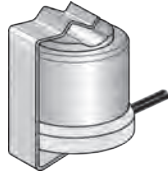
<u>Length</u>	<u>Straight</u>	<u>Straight x 90° End</u>
12"	78612	78712
24"	78624	78724
36"	78636	78736
48"	78648	78748
60"	78660	78760
72"	78672	78772

# TRUE REFRIGERATION

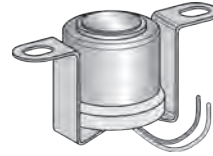
## LIMIT SWITCHES



**800316**  
37T23 L55-15



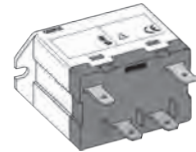
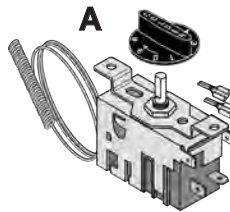
**800317**  
37T31 L155-15  
1/2" TUBE



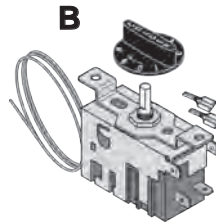
**831999**  
(800360)  
37T21 L60-35  
29" LEADS

## TEMPERATURE CONTROLS

Pic.	Part No.	Reference
A	<b>800345</b>	077B1264, 077B7199
B	<b>800366</b>	077B6806
A	<b>800369</b>	077B1212, 077B7174
B	<b>800382</b>	077B6856, 077B7163
B	<b>800386</b>	077B6871, 077B7188
A	<b>883060</b>	Temp Kit w/800345 & 800182 Relay, Wires, Cover & Hardware.



**800182**  
**RELAY**  
Included In  
883060 Kit




## DOOR GASKETS

Part No.	Width	Height.
<b>810802</b>	24 <sup>5</sup> / <sub>8</sub>	54 <sup>1</sup> / <sub>8</sub>
<b>810803</b>	25 <sup>5</sup> / <sub>8</sub>	54 <sup>1</sup> / <sub>8</sub>
<b>810804</b>	28 <sup>1</sup> / <sub>8</sub>	54 <sup>1</sup> / <sub>8</sub>
<b>810809</b>	22 <sup>1</sup> / <sub>8</sub>	25 <sup>3</sup> / <sub>4</sub>

## MOTORS 9 WATT 115V CLOCKWISE



**800401**  
Evaporator  
SP-B9BA16 W/Silencer/  
Nut/Screws 1450 RPM.



**800402**  
Condenser  
SP-B9HS16  
W/Silencer/Nut/Screws  
1550 RPM.



**800410**  
Evaporator w/Silencer/  
Nut/Screws Low Temp  
for Freezer Section,  
1450 RPM.

## DRAIN LINE HEATER

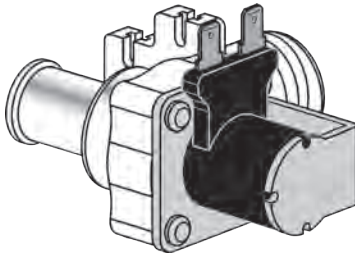


**801805**  
32" Long  
115 Volts 10 Watts  
24" Leads

COMMERCIAL  
REFRIGERATION

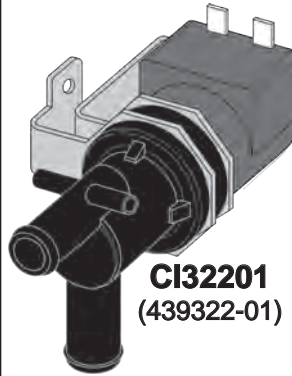
# HOSHIZAKI ICE MACHINE

## WATER VALVE




Part No.	Reference	Valve
CI11101	3U0111-01	J248-030
CI11102	3U0111-02	J248-032
CI11103	3U0111-03	J248-033
CI11104	3U0111-04	J248-072

## WATER SOLENOID VALVE 120V



**CI32201**  
(439322-01)

## TOGGLE SWITCH



**CI11901**  
(443119-01)


## FLOAT SWITCH



**CI62401**  
(4A3624-01)

**CI62402**  
(4A3624-02)

## PUMP MOTOR ASSM.



**CI0613**  
(PA0613)


## SILICONE HOSE



1 FT.

**CI13812**  
(773013812)

## THERMISTOR KITS



**CI3540**  
(HS-3540)

WITH SEAL  
**CIS005**  
(TS005)



## HINGE SPRING CARTRIDGE (RIGHT)



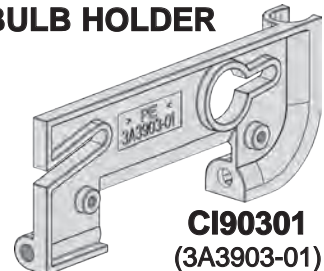
**CI43801**  
(4A0438-01)

## HINGE SPRING CARTRIDGE (LEFT)



**CI43802**  
(4A0438-02)

## BULB HOLDER



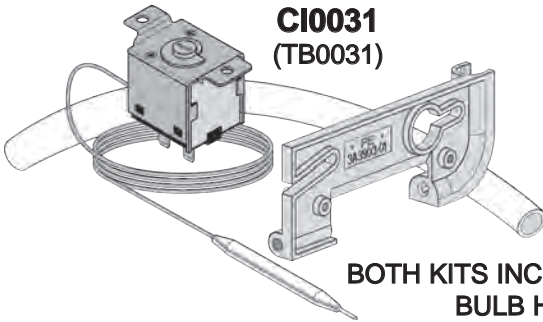
**CI90301**  
(3A3903-01)



# HOSHIZAKI ICE MACHINE

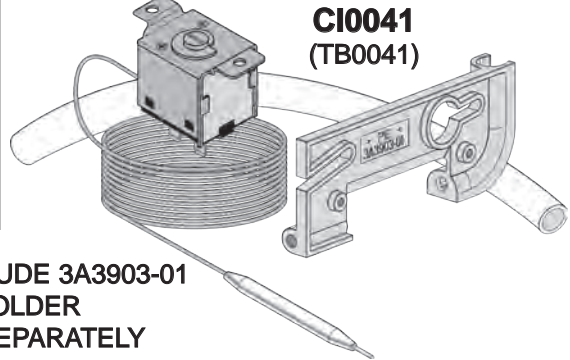
## THERMOSTAT KIT, BIN

**CI0031**  
(TB0031)



## THERMOSTAT KIT, BIN

**CI0041**  
(TB0041)

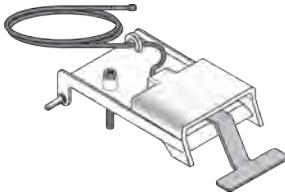
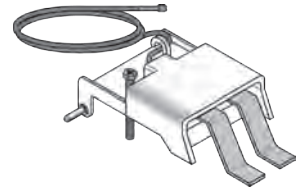


BOTH KITS INCLUDE 3A3903-01  
BULB HOLDER  
AVAILABLE SEPARATELY

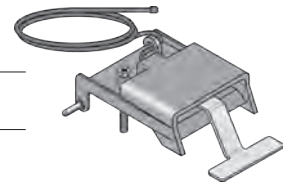
# MANITOWOC ICE MACHINE

## ICE THICKNESS SENSOR for MANITOWOC

Part No.	Description	Series
<b>CI9963</b> (7619963)	1/4" Terminals 29" Wire Leads	E0200, E0400, E0600 G0150, G0600, G0800, H0200



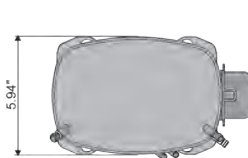
Part No.	Description	Series
<b>CI8029</b> (2008029)	5 5/8" X 3 1/4" 47" Wire Lead	CDV, JC, QY SD, SR, SY
<b>CI7813</b> (7627813)	4" X 3 1/4" White	BD, BR, BY, JD, JR, JY PY, PD, QD, QR
<b>CI1603</b> (7601603)	4" X 3 1/4" Gray 14" Leads	Q, QD, QR, QY



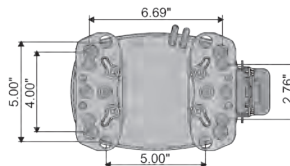
## COMPRESSORS for MANITOWOC

Part No.	Capacity*	HP	Voltage	Cross Reference
<b>NF7CLX-1</b>	1545 LBP	1/3+	115V	7601323, 8251193
<b>SC15MLX-1</b>	9433 HBP	3/4	115V	00002206
<b>SC15MLX-2</b>	9433 HBP	3/4	230V	00002207
<b>SC18MLX-1</b>	11135 HBP	1	115V	8253493

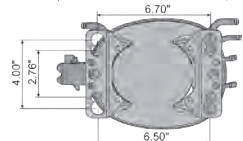
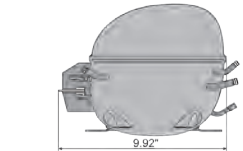

All above use R404a refrigerant



**SC Series**



## SECCP



**NF Series**

COMMERCIAL  
REFRIGERATION

# MANITOWOC ICE MACHINE

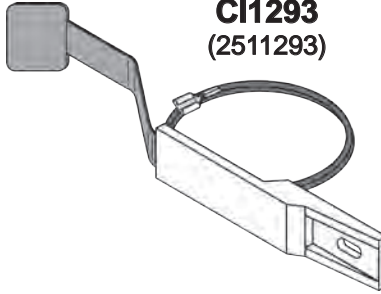
## WATER LEVEL PROBE

**CI6549**  
(2006549)



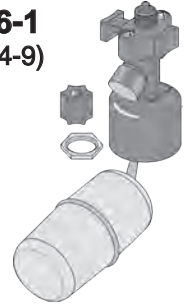
## WATER LEVEL PROBE

**CI1293**  
(2511293)



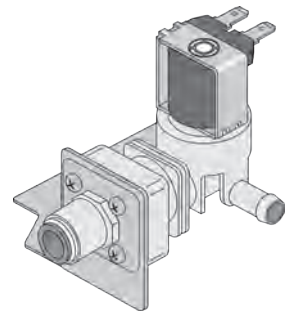

## FLOAT VALVE

**RM296-1**  
(83-6904-9)



## WATER INLET VALVE


<u>Part No.</u>	<u>Ref</u>	<u>Coil/Voltage</u>
<b>CI7965</b>	000007965	Blue - 120V
<b>CI7966</b>	000007966	Red - 240V



<u>Part No.</u>	<u>Ref</u>	<u>Coil/Voltage</u>	<u>Flow</u>
<b>CI9120</b>	000009120	Tan - 120V	0.5 gpm
<b>CI9122</b>	000009122	Gray - 240V	0.78 gpm
<b>CI9123</b>	000009123	Tan - 120V	0.78 gpm


## DISPENSE VALVE 120V

**CI1767**  
(000001767)

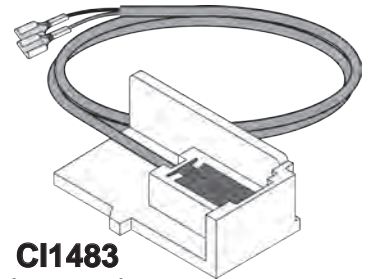


## MAGNETIC BIN SWITCH

**CI7888**  
(000007888)



**CI1483**  
(2301483)



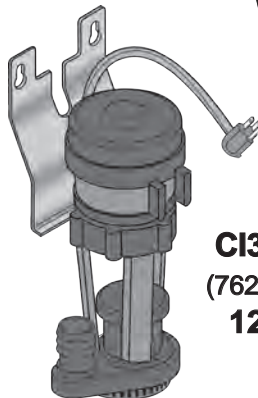
## WATER CURTAIN

**CI4643**  
(4304643)

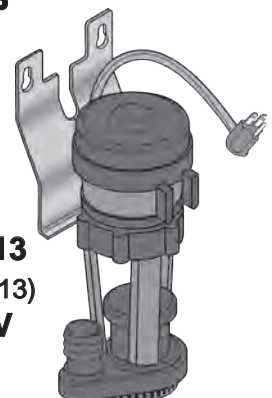


## WATER PUMP

**CI3063**  
(7623063)  
**120V**

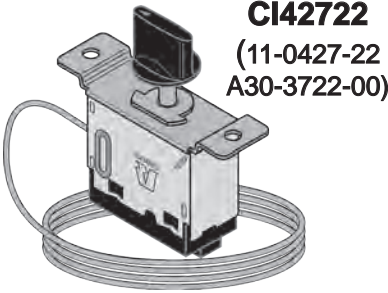


**CI6013**  
(7626013)  
**230V**



# SCOTSMAN ICEMAKER

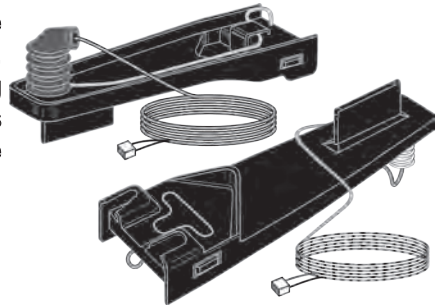
## BIN THERMOSTAT CONTROL




## ICE LEVEL CONTROL

**MUST BE REPLACED  
AS A SET.**

One is a sender the other is a receiver. The one with the long (red & black) wires goes to the right side of the cabinet.



## SUMP LEVEL CONTROL



## TEMPERATURE SENSOR

CI54521  
(11-0545-21)




## TEMPERATURE SENSOR KIT W/CLIP

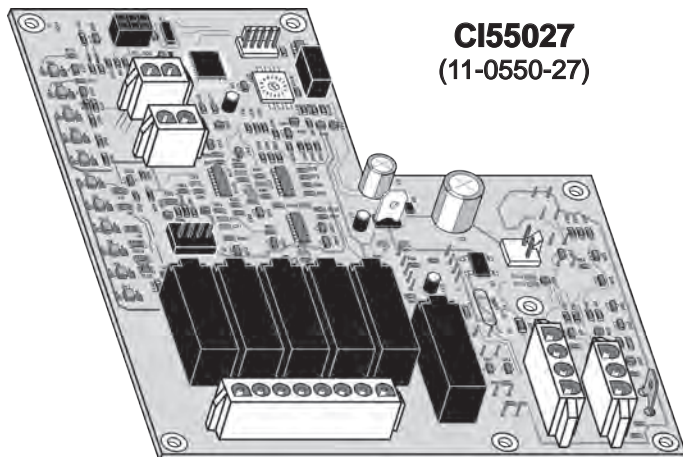
CI41021  
02-3410-21



## CM<sup>3</sup> SERVICE CONTROLLER



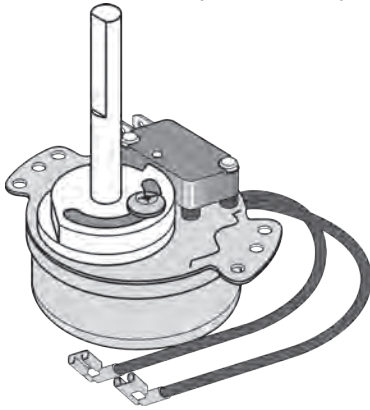
## CONTROL BOARD (PRODIGY)



# SCOTSMAN ICEMAKER

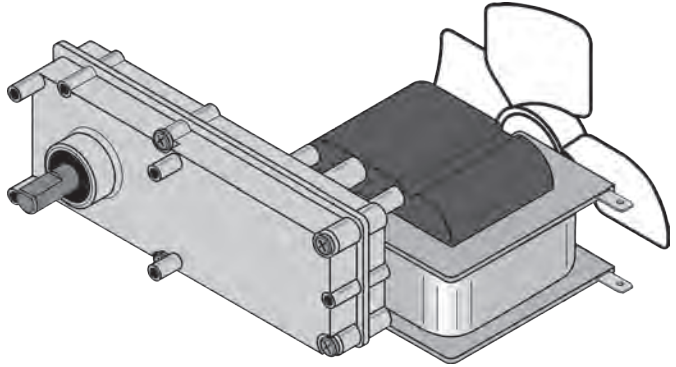
## SWITCH & TIMER

**CI31721**  
(12-2317-21)



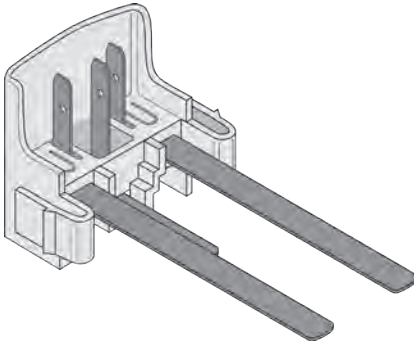
## GEAR MOTOR WITH FAN 115V

**CI67721**  
(12-2677-21)



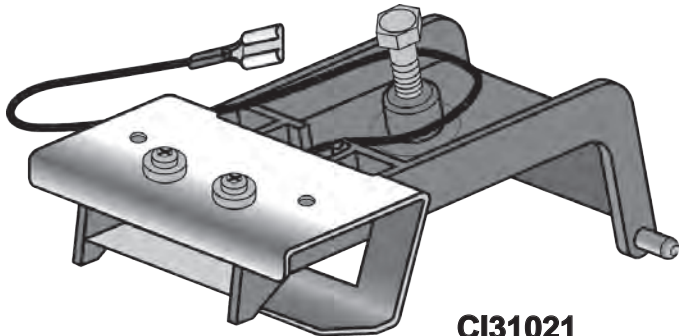
## WATER LEVEL SENSOR

**CI30021**  
(A39030-021)

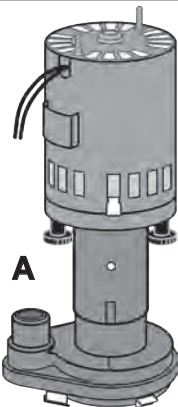


## ICE THICKNESS SENSOR

**CI31021**  
(A39031-021)



## PUMP ASSEMBLIES

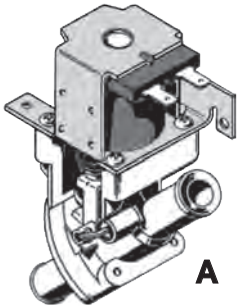


<u>Part No.</u>	<u>Ref No.</u>		<u>Voltage</u>
<b>CI58621</b>	12-2586-21	GPP-4SC-1FSA	120
<b>CI58623</b>	12-2586-23	GPP-4SC-2FSA	240
<b>CI58627</b>	12-2586-27	GPP-4SC-1FSC	120 (4.39 gpm)
<b>CI71421</b>	12-2714-21	GPP-6SC-4FS	240

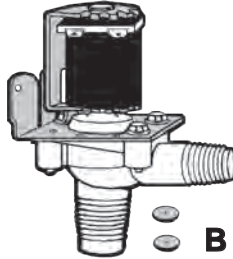


# SCOTSMAN ICEMAKER

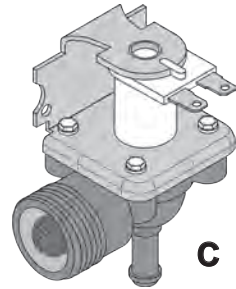
## WATER VALVES



**A**

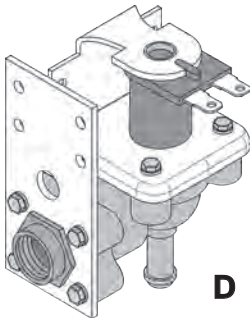


**B**

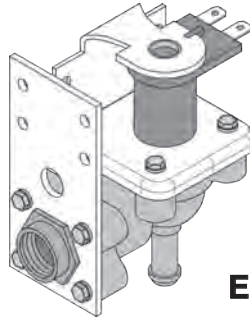


**C**

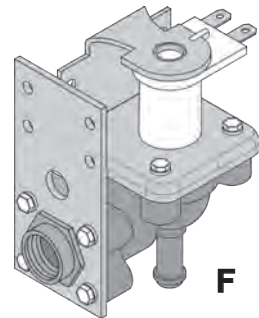
<u>Pic</u>	<u>Part No.</u>	<u>Ref No.</u>		<u>Coil Color</u>	<u>Coil Voltage</u>	<u>Type</u>
A	CI51401	11-0514-01	IMV1401	Green	120	Dump
A	CI51402	11-0514-02	IMV1402	Red	240	Dump
B	CI64601	12-1646-01	IH2005	Black	120	Inlet
C	CI44626	12-2446-26	IH2010A	White	240	Inlet
D	CI54801	12-2548-01	IH2548-01	Brown	24	Inlet
D	CI66601	12-2666-01	IH2666-01	Brown	24	Inlet
E	CI92201	12-2922-01	IMV2201	Blue	115	Inlet
F	CI92202	12-2922-02	-	White	240	Inlet



**D**

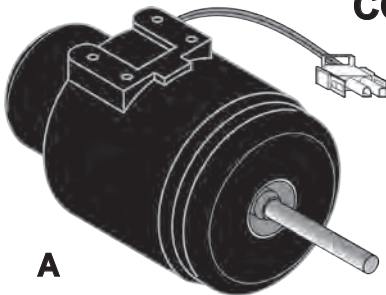


**E**




**F**

## CONDENSER MOTORS



**A**



**B**

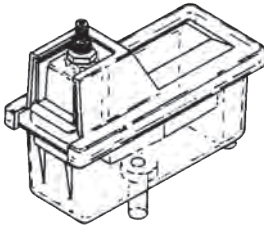
<u>Pic</u>	<u>Part No.</u>	<u>Ref.</u>	<u>Voltage</u>
A	CI50501	18-5505-01	115
A	CI50511	18-5505-11	230
B	CI82901	18-8829-01	230

COMMERCIAL  
REFRIGERATION

# COMMERCIAL ICE MACHINE

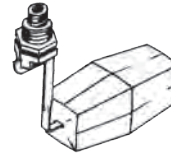
## VALVE AND RESERVOIR ASSEMBLIES

Exact Replacement for Scotsman, Mile High And Kold-Draft

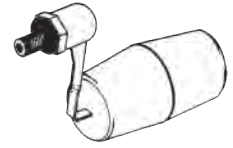


## FLOAT ASSEMBLIES

All Brass Body With Stainless Steel Arm



VERTICAL



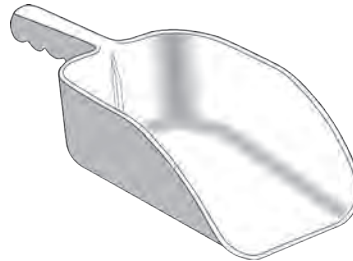
HORIZONTAL

<u>Part No.</u>	<u>Used on</u>	<u>Inlet Connection</u>	<u>Float Assm.</u>
107-2211	Mile High, McQuay	Vertical, 1/4" Comp.	RM292-1
107-2231	Kold-Draft	Vertical, 1/8" MPT	RM292-3
107-2241	Scotsman	Horizontal, 1/4" Comp.	RM292-12

## ICE SCOOPS



**PS621**  
2 QUART  
ICE SCOOP




**PS830**  
3 QUART  
ICE SCOOP

## A12 SERIES DIRECT REPLACEMENT CONSTANT CUT-IN CONTROLS

One-for-one replacements for vending machines, automatic beverage dispensers and reach-in coolers. Reliable off-cycle defrost. SPST switch with Off position. Includes Knob.

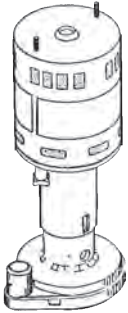
### ORDERING DATA

<u>Part No.</u>	<u>Normal Off (°F)</u>	<u>Warm Off (°F)</u>	<u>Cold Off (°F)</u>	<u>Cut-In (°F)</u>	<u>Capillary Length</u>
A12-1506	15	22	9	38	39 x 3/8 x 1 1/2"
A12-700	18	26	11.5	37	84"
A12-701	23.5	31	15	41	84"
A12-1560	24	29	19	38	72"



# COMMERCIAL ICE MACHINE

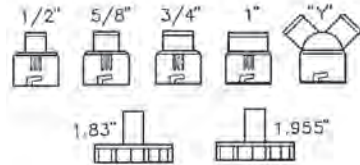
## ALL PURPOSE ICE MACHINE REPLACEMENT PUMP



### FEATURES

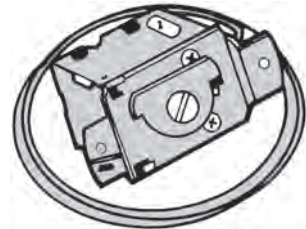
- One replacement pump to replace almost any ice machine pump.
- 5 discharge adapters 1/2", 5/8", 3/4", 1" and "Y"
- 4 sizes of impellers 1.75" DIA., 1.83" DIA., 1.955" DIA., 2.10" DIA. For the exact performance.
- Dual voltage 115/230 v. motor

### BRP-AP1



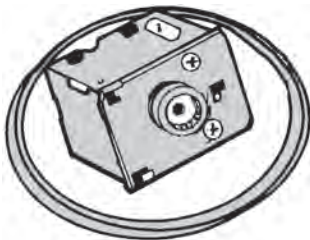
## ICE BIN LEVEL CONTROL

Direct replacement for controls on Scotsman, McQuay, York, and many other brands of ice machines.



<u>Part No.</u>	<u>Switch</u>	<u>Range</u>	<u>Sensing Elem.</u>
A22-1129	SPDT	35° to 51°	48" Cap.

## ICE HARVEST CONTROL



Adaptable replacement for ice machine applications. Parts and instructions included for easy installations.

<u>Part No.</u>	<u>Switch</u>	<u>Range</u>	<u>Sensing Elem.</u>
A22-4506	SPDT	-19° TO 22°	72" Cap.

## WHITE RODGERS CONTROL FOR ICE MAKING EQUIPMENT

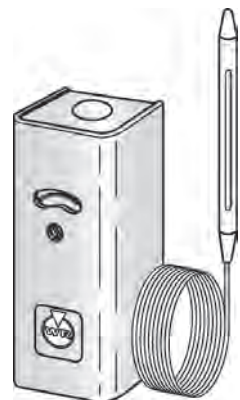
**FEATURES:** Control is actuated by temperature at sensitive Hydraulic-Action bulb which is nickel-plated to meet sanitary requirements. Control automatically starts and stops operation to maintain desired level of ice cubes or chips in dispensing bin. Mounts at any angle with bulb in any position for proper control of equipment. Adjustable differential and dial calibrated in F° permit exact settings to match applications.

**16 AMP SWITCH (120V) closes on temperature rise**

**Range : 35° to 57°F**

**Adjustable differential 3 to 20°F**

**1609-94**



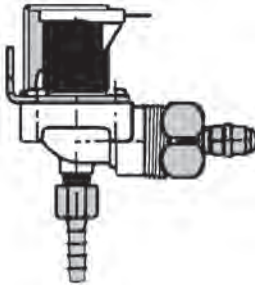
COMMERCIAL  
REFRIGERATION

# COMMERCIAL VALVES

## SCOTSMAN KITS

### IH2410-21


115V .22 GPM  
 Garden Hose inlet with  
 1/4" straight flare  
 male brass fitting x  
 1/4" compression with  
 barbed brass fitting for  
 .25 ID tubing  
 Scotsman 12-2410-01



### IH2010A 240 V

Replaces Scotsman:  
 12-2446-02  
 12-2446-04  
 12-2446-06  
 12-2446-22  
 12-2446-24  
 12-2446-26


No brass  
 fittings  
 required



**Kit Includes:** .50 Flow Washer  
 .75 Flow Washer  
 1.0 Flow Washer

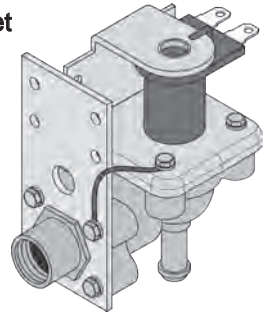
24 VAC  
 3/8"-18 NPTF Inlet &  
 3/8" ID Hose Barb Outlet

**IH2548-01**  
 Scotsman: 12-2548-01



120 VAC  
 3/8"-18 NPTF Inlet &  
 3/8" ID Hose Barb Outlet

**IMV2201**  
 Scotsman: 12292201  
 1.25 GPM




**IH2666-01**  
 Scotsman 12-2666-01  
 2.7 GPM

## SCOTSMAN DUMP VALVE


Inlet: 1 1/16" ID Hose  
 Outlet: 5/8" ID Hose  
 208/240 VAC  
 38 Watt Coil  
**IMV1401**  
 Scotsman: 11051401

120 VAC  
 28 Watt Coil  
**IMV1402**  
 Scotsman: 11051402



Inlet: 3/4" 11 NHT  
 Outlet: 1/2" ID Hose  
 120V AC  
 Coil: 10 Watts

**IMV1304**  
 Scotsman: 12231304  
 0.75 GPM





# COMMERCIAL VALVES

***EIGHT*** Commercial Ice Machine ***KITS***  
to replace 37 ***Scotsman*** Water Inlet Valves



## 1/4" MIPT INLET

## NO BRACKET

Part No.	Volts	Outlet
IH2004	120	1/4" MPT
IH2004A	230	1/4" MPT
IH2006	120	1/2" HOSE
IH2006A	230	1/2" HOSE

## 1/4" MIPT INLET WITH MOUNTING BRACKET

Part No.	Volts	Outlet
IH2005	120	1/4" MIPT
IH2005A	230	1/4" MIPT
IH2007	120	1/2" HOSE
IH2007A	230	1/2" HOSE

Replaces Scotsman	Horton Kit No.	Robertshaw	Flow Washer (GPM)	Coil Voltage	Replaces Scotsman	Horton Kit No.	Robertshaw	Flow Washer (GPM)	Coil Voltage
#12-1434-01	IH-2004	IMV4022	none	120	#12-1646-01	IH-2005	IMV4021	0.50	120
#12-1434-02	IH-2004		0.25	120	#12-1646-02	IH-2005	IMV4011	0.15	120
#12-1434-03	IH-2004A		0.25	230	#12-1646-03	IH-2005A		0.15	230
#12-1434-04	IH-2004		0.50	120	#12-1646-04	IH-2005A	IMV4012	1.00	230
#12-1434-05	IH-2004A	IMV4015	0.50	230	#12-1646-05	IH-2005	IMV4019	1.00	120
#12-1434-06	IH-2004A		none	230	#12-1646-06	IH-2005A	IMV4000	0.50	230
#12-1434-08	IH-2004		none	120	#12-1646-07	IH-2005		0.15	120
#12-1434-09	IH-2004		none	120	#12-1646-08	IH-2005A		0.15	230
#12-1434-10	IH-2004A		none	230	#12-1646-10	IH-2005A	IMV4001	0.50	230
#12-1900-01	IH-2006	IMV4009	0.50	120	#12-1646-11	IH-2005A	IMV4023	0.75	230
#12-1900-02	IH-2006A		0.50	230	#12-2261-01	IH-2007	IMV4003	0.33	120
#12-1900-03	IH-2006		0.50	120	#12-2261-02	IH-2007A	IMV4004	0.33	230
#12-1900-04	IH-2006-A		0.50	230	#12-2261-03	IH-2007A	IMV4005	0.75	230
#12-1900-05	IH-2006		0.25	120	#12-2261-04	IH-2007	IMV4026	0.75	120
#12-1900-06	IH-2006A		0.25	230	#12-2313-01	IH-2007	IMV4030	0.33	120
#12-1900-07	IH-2006	IMV4025	0.75	120	#12-2313-02	IH-2007A	IMV4029	0.33	230
#12-1900-09	IH-2006A		0.75	230	#12-2313-03	IH-2007A	IMV4028	0.75	230
#12-1900-10	IH-2006	IMV4010	0.33	120	#12-2313-04	IH-2007	IMV4027	0.75	120
#12-1900-11	IH-2006A		0.33	230					

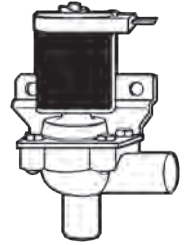
# COMMERCIAL VALVES

## MANITOWOC DUMP VALVE

**460**

Dump Valve  
11/16" ID inlet x 5/8" ID outlet

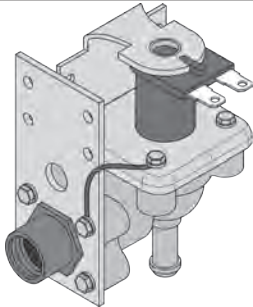
Manitowoc Dump Valve (120 V)  
Hoshizaki Dump Valve (120 V)  
Scotsman 207CB (120 V)



**460A/240**

Dump Valve  
11/16" ID inlet X 5/8" ID outlet

Manitowoc Dump Valve (240 V)  
Hoshizaki Dump Valve (240 V)  
Scotsman 207CB (240 V)



**56675**

Fill Valve                      Manitowoc                      .75 GPM    120 V  
3/8" - 18 NPTF inlet X 3/8"  
ID hose barb outlet                      2405283

**56675A240**

Fill Valve                      Manitowoc                      .75 GPM    240 V  
3/8" - 18 NPTF inlet X 3/8"  
ID hose barb outlet                      2405293

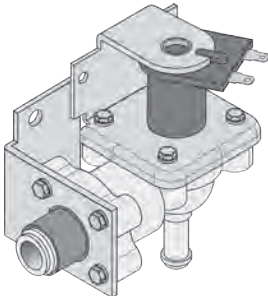
**IMV0402**

240V

**0.75 - 3.00 GPM**

Inlet: 3/8" 18 FNPT  
Outlet: 3/8" ID Hose  
Terminals: 1/4" Male

Manitowoc 00000402



**CB102**

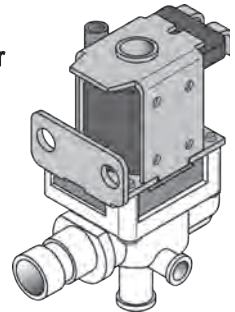
120 VAC 12 Watts

Commercial Coffee Brewer  
Water Valve GS-56 with  
Venting Elbow

Flow Rate: 1.43 GPM

Inlet: 5/8" OD with  
O ring groove

Outlet: 1/2" ID Hose  
Grindmaster 61102



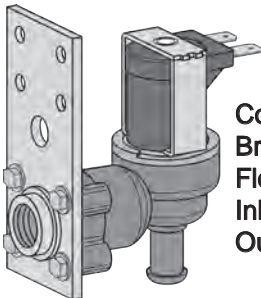
**CB826**

120 VAC 5 Watts

Commercial Coffee  
Brewer Water Valve S-101  
Flow Rate: 1.0 - 1.3 GPM

Inlet: 3/8" 18 NPT  
Outlet: 3/8" ID Hose

Wilbur Curtis WC826L



**CB880**

120 VAC 12 Watts

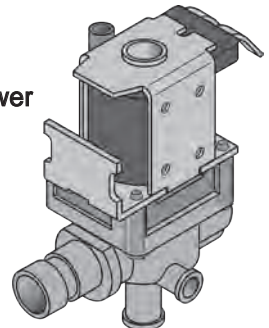
Commercial Coffee Brewer  
Water Valve GS-56 with  
Venting Elbow

Flow Rate: 1.43 GPM

Inlet: 5/8" OD with  
O ring groove

Outlet: 1/2" ID Hose

Wilbur Curtis WC880




# COMMERCIAL ICE MACHINE FILTERS

## COMMERCIAL ICE MACHINE FILTER CHLORINE TASTE & ODOR REDUCTION WITH SCALE INHIBITOR

12" Long x 2" Dia.

Parts  
Connect



SERVICE LIFE	<b>6 Months/2000 Gal.</b>	
MAXIMUM FLOW	.50 GPM	(1.9 LPM)
MAXIMUM PRESSURE	125 PSIG	(8.6 bar)
MAXIMUM TEMPERATURE	100°F	(38°C)
MINIMUM TEMPERATURE	35°F	(2°C)

### Part No. Description

**ICEF1P** 12" lg. x 2" dia. Filter (Chlorine, Taste, Odor Reduction)

**ICEKIT** Filter Kit w/Fittings, Mounting Clips & 12"

Kit Includes:

- 1 - **ICEF1** Filter
- 2 - **C68-4-4** Lead Free Fitting 1/4" Comp. X 1/4" MPT
- 2 - **PFO-2** Clip
- 2 - **Mounting Screw**
- 1 - **LAB1912** 1/4" Comp X 1/4" Comp. Braided, Hose 12" Long

System Tested and Certified by NSF  
International against ANSINFSF Standard 42  
For the reduction of Chlorine, Taste, & Odor




## MICRO PLUS COMPATIBLE FILTERS

A series of filters made for ice machines, coffee urns and brewers, beverage machines and other water using equipment such as humidifiers and steamers. The Micro-Plus compatible filters are available in a variety of size capacities, from the 6" inline, which can be used on equipment using up to 12.5 gallons of water per day, to the 12" inline for treating up to 100 gallons of water per day. Micro-Plus compatible filters are designed and manufactured to eliminate or reduce water related issues such as lime scale build up, sediment, and tastes or odors.

- Eliminate Lime Scale Formation
- Remove Silt, Sediment & Other Suspended Matter
- Complete Treatment for Up to Six Months
- Remove Chlorine & Other Objectionable Tastes/Odors
- Carbon w/Polyphosphate + Screen

Part No.	Size	Fittings
<b>P2386-SCREENS</b>	2" X 6"	1/4" FPT
<b>P2586-SCREENS</b>	2" X 10"	1/4" FPT
<b>P2586-4JG-SCREENS</b>	2" X 10"	1/4" JG
<b>P5586-SCREENS</b>	2½" X 10"	1/4" FPT
<b>P5586-4JG-SCREENS</b>	2½" X 10"	1/4" JG
<b>P5686-SCREENS</b>	2½" X 12"	1/4" FPT
<b>P5686-4JG-SCREENS</b>	2½" X 12"	1/4" JG



COMMERCIAL  
REFRIGERATION

# COMMERCIAL ICE MACHINE

## **Nu-Plus™ Cartridge Replacement by Everpure®**

### **nu-i20002**

Reduce water-related ice machine problems caused by dirt, objectionable tastes and odor and by scale buildup. Precoat submicron filtration reduces particles as small as 1/2 micron along with chlorine and other offensive contaminants, and the feed of 6R Micromet® inhibits scale buildup caused by dissolved minerals. NSF Certified under NSF/ANSI Standards 42 and 53.

- Pre-coat filtration with Micro-Pure® II antibacterial protection
- Premier 6R Micromet scale control
- Cyst reduction

**4621-10**

Capacity:

9,000 gallons

750 lbs. for most cubers

1,500 lbs. for most flakers



## **OMNIPURE nu-i2002 Compatible Cartridge Replacement Special Media - ELF Series**



X-Large Flow 15" Carbon Block  
1 Micron W/ Phosphate & Anti-Microbial  
20,000 Gallon

**PELF-15CB-1MP-AM**

## **NICKEL SAFE ICE MACHINE CLEANER**

Nonfoaming, nonfuming cleaner that quickly removes scale from stainless steel and nickel-plated steel. Contains a blend of organic and inorganic acids that removes the lime scale, while inhibitors minimize corrosion. USDA rated.



<b>Part No.</b>	<b>Size</b>
<b>NGC-1/2P</b> (6660-8, 4287-34, IMC-1/2P)	8 oz.
<b>NGC-1</b> (6660-1, 4287-08, IMC-1)	1 Gal.



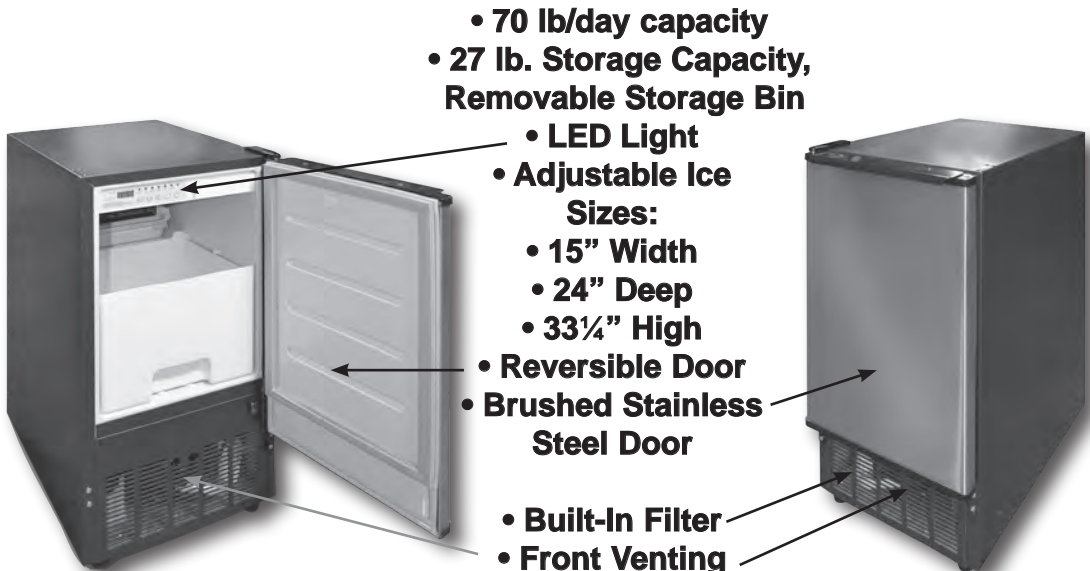


# ICE MACHINES

Your w.d. armstrong distributor is the authorized source for products from

# Parts Connect™

• Affordable • 70 lb. per day capacity • 15" Wide



- 70 lb/day capacity
- 27 lb. Storage Capacity, Removable Storage Bin
- LED Light
- Adjustable Ice Sizes:
- 15" Width
- 24" Deep
- 33¼" High
- Reversible Door
- Brushed Stainless Steel Door

- Built-In Filter
- Front Venting
- Wash Cycle
- 1 Year Warranty

IM70

Parts Breakdown on Page 366

**Complete with:**

- Ice Scoop
- 9' installation Hose
- Drain Hose
- (2) Front Casters

Equipped with casters in the front & back for easy relocation. Leveling legs are also located in the front. Screw the leveling legs clockwise until the front casters touch the ground. When the desired location is reached, screw the leveling legs counter-clockwise lifting the front casters off the ground.



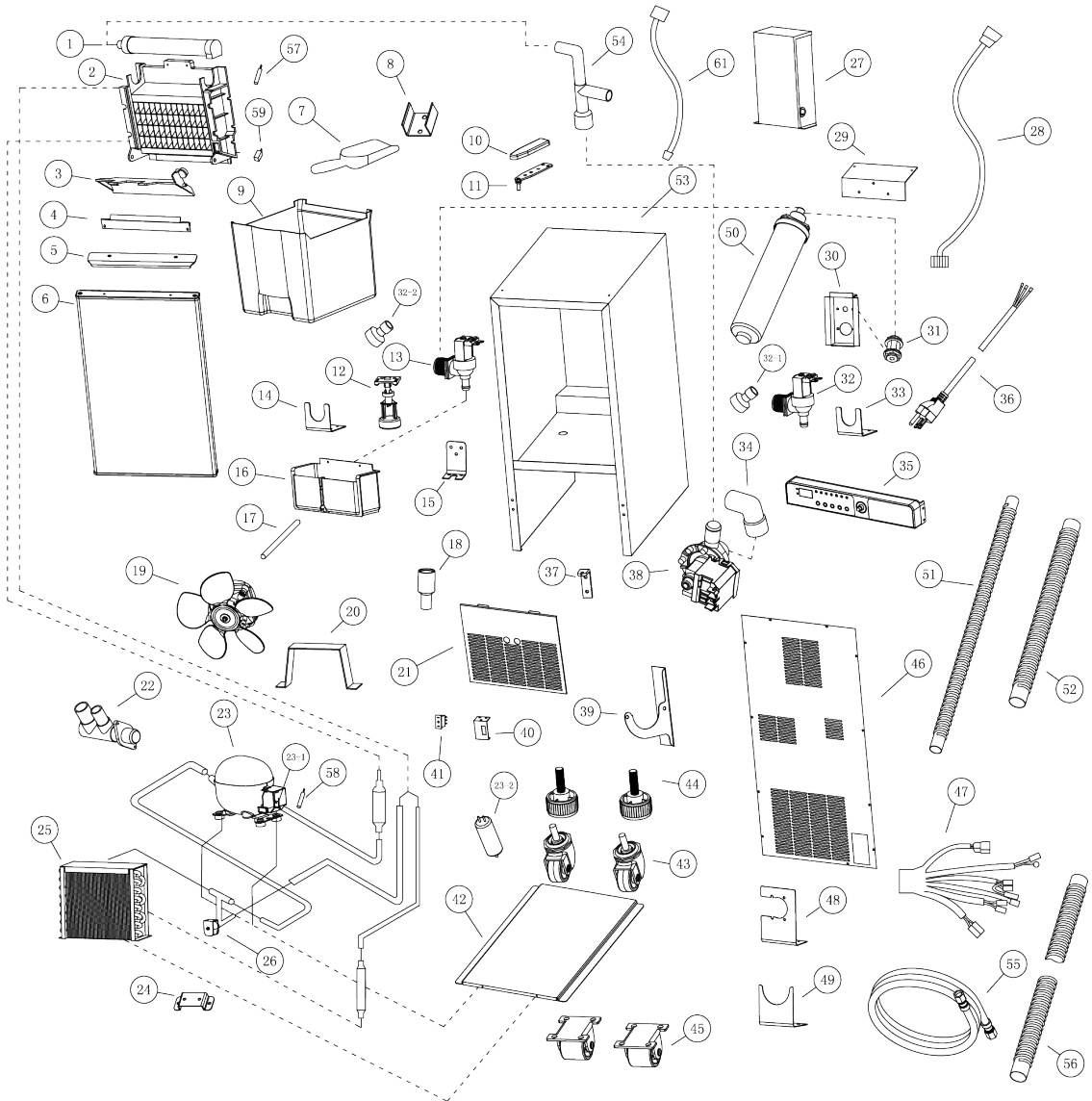
PAL5641P

**Built-In Filter for IM70**



COMMERCIAL REFRIGERATION

# PARTS BREAKDOWN IM70 ICE MACHINE



01 3011827  
 02 3281702  
 03 3011828  
 04 3030304  
 05 3011811  
 06 3282002  
 07 3010426  
 08 3030303  
 09 3011825  
 10 3011803  
 11 3040324  
 12 3300616

13 3210322  
 14 3040326  
 15 3030302  
 16 3011824  
 17 3070329  
 18 3012002  
 19 3220702  
 20 3040327  
 21 3030506  
 22 3011815  
 23 3220701  
 24 3040328

25 3281701  
 26 3210320  
 27 3212501  
 28 3231104  
 29 3040331  
 30 3040323  
 31 3020815  
 32 3210322  
 33 3040322  
 34 3070322  
 35 3212502  
 36 2081503

37 3040325  
 38 2051505  
 39 3040330  
 40 3040329  
 41 3210716  
 42 3030505  
 43 3070323  
 44 3281503  
 45 3281502  
 46 3030504  
 47 2081502  
 48 3040321

49 3040320  
 50 PAL5641P  
 51 3283002  
 52 3283001  
 53 3282001  
 54 3070323  
 55 3283005  
 56 3283003

# WATER COOLERS



**Halsey Taylor**<sup>®</sup>

*Satisfying Thirsts Since 1912*

## ECONOMY FLOOR STANDING COOLER

Compact 12"X12" Footprint X 37" Tall  
Single Stream Self Closing Chrome Plated Projector.  
Heavy Gauge Vinyl Clad Steel Cabinet  
**S300-2D** 2.3 GPH



**S300-2D**



**SCWT-8  
SCWT-14**

## DELUXE FLOOR STANDING COOLER

16" Wide X 13¼" Deep X 40" Tall  
Double Bubbler Projector - Anti Splash Rim  
Heavy Gauge Vinyl Clad Steel Cabinet  
**SCWT-14** 16.0 GPH  
**SCWT-8** 8.0 GPH

Self-contained, electric refrigerated wall-mounted water cooler with softly rounded corners and edges, designed to be easily accessible to physically challenged individuals. When properly installed, unit meets state and federal requirements as defined by the Americans with Disabilities Act for **both children and adults**. Unit is certified to ANSI/NSF 61 Sec. 9 and meets requirements of the Safe Drinking Water Act. Unit provides 50°F water at 80°F inlet water and 90°F ambient.



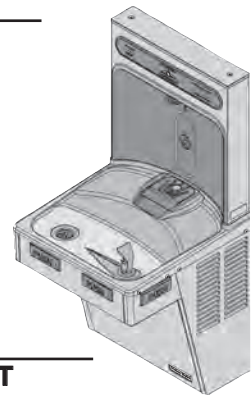
**HTVZ8**

**HTVZ8**

## COMPLETE WATER STATION INCLUDING HYDROBOOST™ BOTTLE FILLING STATION & FILTERED HAC WATER COOLER

Exclusive one-piece, chrome-plated twostream Double Bubbler™ with non-removable anti-squirt feature and integral hood. Visually displays count of plastic bottles saved from the landfills. Bottle Filler shall be sensor-actuated with auto shut-off timer. Unit provides 8GPH of 50°F drinking water at 90°F ambient air and 80°F inlet water.

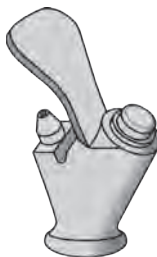
**HTHB-HAC8PV-NF** 8GPH Chilled Water  
**HTHB-HAC8PV-WF** Ambient Water  
**55898C** Replacement Water Filter



## WATER FOUNTAIN BUBBLER

Standard model in the water cooler industry. Delivers steady stream of water. Non-spot, forged brass, will deliver an almost unvarying outlet stream thru upstream pressure changes of 7 to 150 lbs. with no adjustment necessary.

**10343**



## WATER DISPENSER KIT

Dispenser of instant hot and cold water. Chromium plated, black nylon handle, stainless steel valve seat. Excellent for direct line in water filters in home, restaurants, office and water fountains. Comes with 2" washer and nut.

**10896**

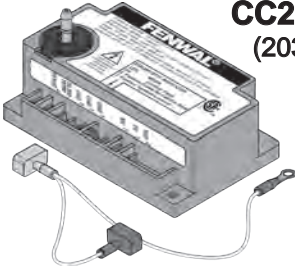


COMMERCIAL  
REFRIGERATION

# BLODGETT

**IGNITION MODULE**  
w/Jumper & Instructions

**CC20348**  
(20348)



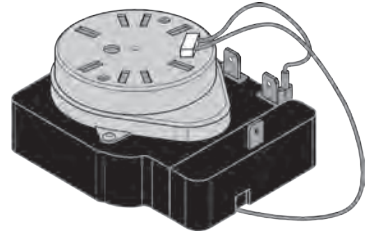
**TEMPERATURE PROBE**  
100K $\Omega$ /Clear Sleeving

**CC18588**  
(18228, 18588)



**TIMER KIT**

**CC18225**  
(18225)



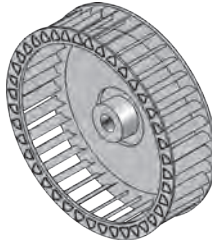
**BLOWER WHEEL**  
Double

**CC15853**  
(15853)  
10 $\frac{3}{4}$ " Dia. x  
2 $\frac{1}{8}$ " Height  
x 5/8" Bore  
w/ Key



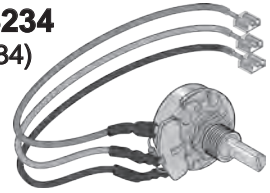
**BLOWER WHEEL**  
Single

**CC5001**  
(5001)



**REMOTE  
POTENTIOMETER**


**CC18234**  
(18234)



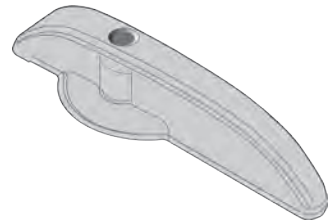
**FLAME PROBE**  
**CC18256**  
(18256 10315)



**GAS VALVE**  
**CC30005**  
(30005, 30006, 12428,  
VR8245M2530)

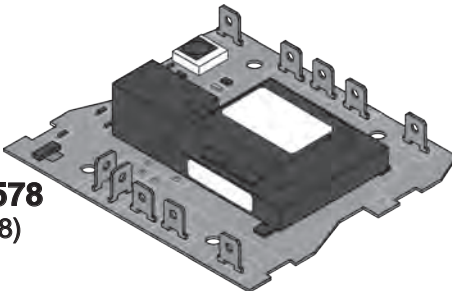


**OVEN CONTROL HANDLE**  
**CC7855**  
(7855, 12226-1K)  
D-Shaft




**TEMPERATURE CONTROL KIT**

**CC18578**  
(18578)



**DIGITAL CONTROL BOARD KIT**

**CC30658**  
(30658)

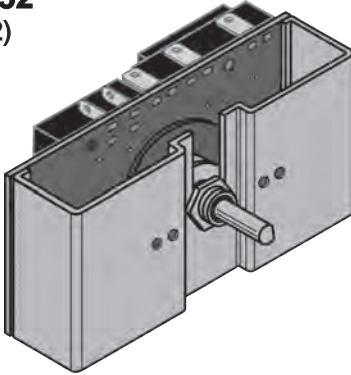




# BLODGETT

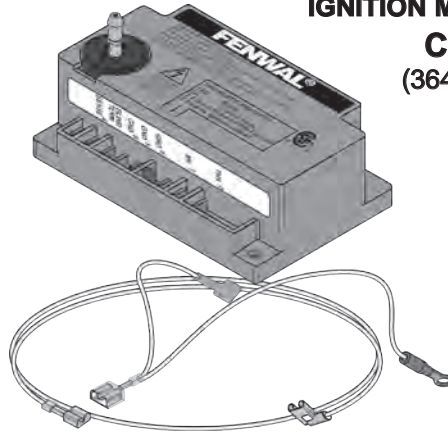
## TEMPERATURE CONTROL

**CC33152**  
(33152)



## IGNITION MODULE KIT

**CC54725**  
(36432, 54725)



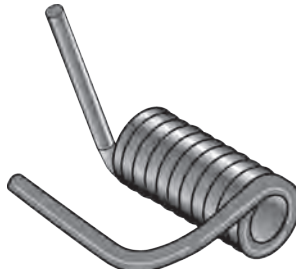
# HENNY PENNY

## TEFLON BUSHING KIT



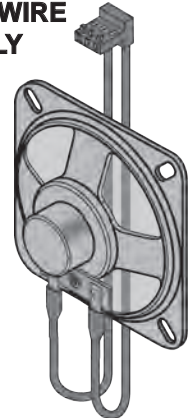
**CC14113**  
(14113)

## SPRING, LID HINGE



**CC75293**  
(75293)

## SPEAKER & WIRE ASSEMBLY KIT



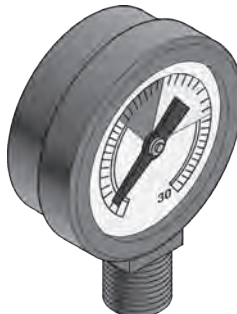
**CC54561**  
(54561)

## TEMPERATURE SENSOR ASSEMBLY



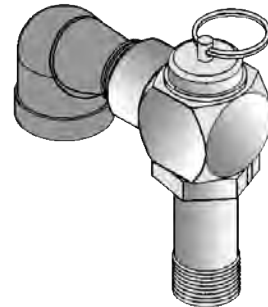
**CC52100**  
(52100)

## PRESSURE GAUGE 500/600



**CC16910**  
(16910)

## SAFETY RELIEF VALVE ASSEMBLY



**CC59742**  
(59742)

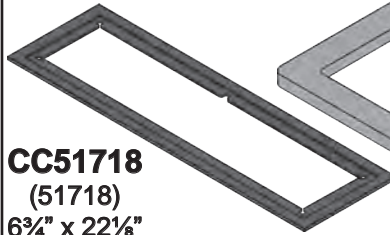
# HENNY PENNY

## PUMP SEAL KIT



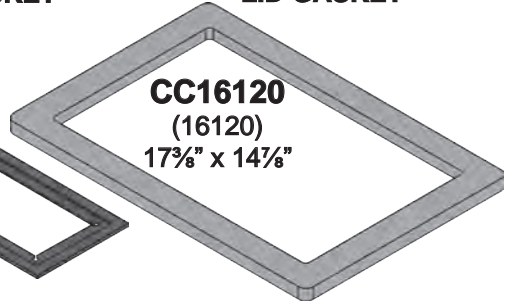
**CC17476**  
(17476,  
10769-3K)

## DRAWER GASKET



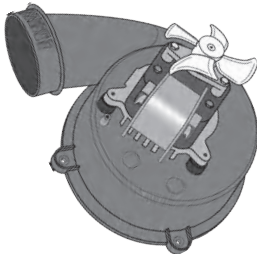
**CC51718**  
(51718)  
6<sup>3</sup>/<sub>4</sub>" x 22<sup>1</sup>/<sub>8</sub>"

## LID GASKET




**CC16120**  
(16120)  
17<sup>3</sup>/<sub>8</sub>" x 14<sup>7</sup>/<sub>8</sub>"

## BLOWER MOTOR




**PCI-J238-150-15185**  
(70582128, 63094)  
3000RPM  
120V 1.30A

## KIT 600 TEMPERATURE PROBE



**CC14331**  
(14331)

## 1/2 HP MOTOR FILTER PUMP



**CC67583**  
(67583)

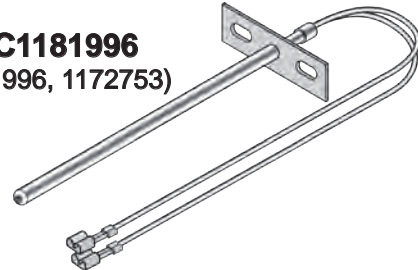
# SOUTH BEND

## IGNITION CONTROL MODULE



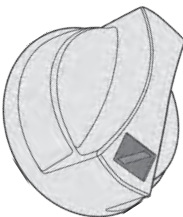
**CC1175723**  
(1175723)

## TEMPERATURE PROBE



**CC1181996**  
(1181996, 1172753)

## CHROME PLATED KNOB



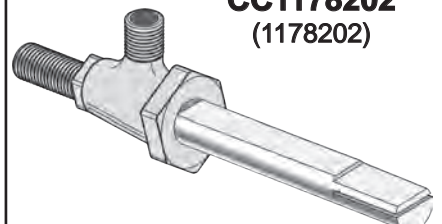
**CC1189600**  
(1189600)

## BLACK PLASTIC KNOB



**CC1178204**  
(1178204)

## BURNER VALVE




**CC1178202**  
(1178202)

# SOUTH BEND


**CONTROL BOARD  
ANALOG POTENTIOMETER**

**CC1181998**  
(1181998)



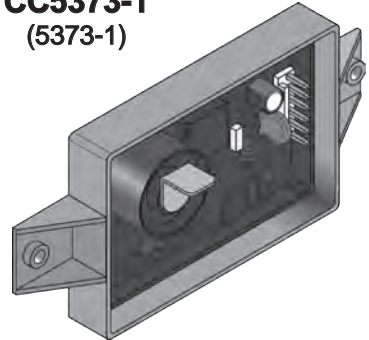
**PUSH BUTTON  
PIEZO SPARKER**

**CC1176119**  
(1176119  
GARLAND 1309201)



**IGNITION MODULE**

**CC5373-1**  
(5373-1)

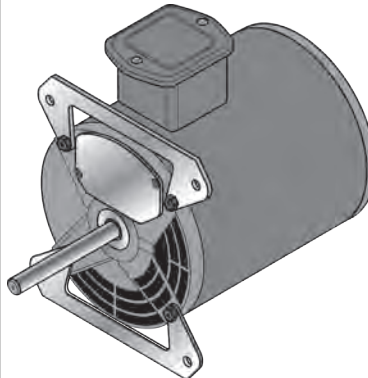


**CAPACITOR**

**CC1194697**  
(1194697)  
30 $\mu$ F 450V

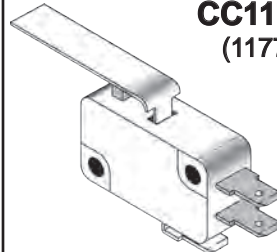


**MOTOR**



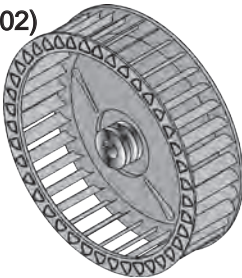
**DOOR SWITCH  
#KWMB-0005**

**CC1177567**  
(1177567)



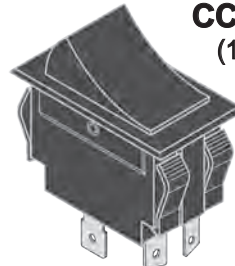
**BLOWER WHEEL**

**CC3103902**  
(3103902)




**ROCKER SWITCH**

**CC1177541**  
(1177541)



**FLAME SENSOR**

**CC1195448**  
(1175127, 1189311,  
1195448)



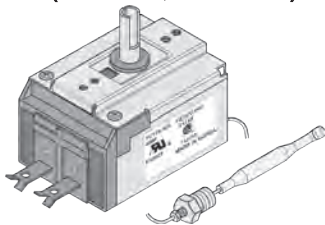
# FRYMASTER

## THERMOSTAT

**CC8262013**

**400°F**

(8262013, 826-2013)



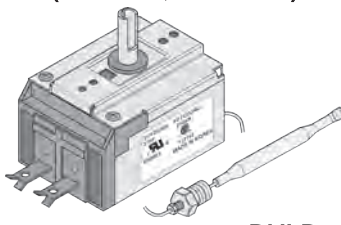
**BULB**  
3¾" L X  
3/8" D

## THERMOSTAT

**CC8262014**

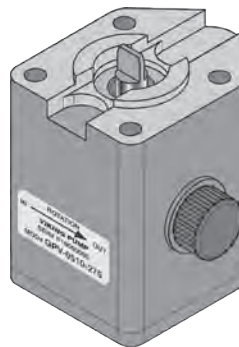
**375°F**

(8262014, 826-2014)



**BULB**  
4¾" L X  
5/16" D

**PUMP**  
**CC8263191**  
(8263191)

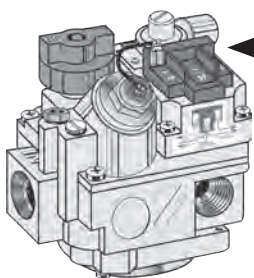


## MILLIVOLT GAS VALVE

**CC8072424 (8072424)**

**1/2" X 1/2"**

Robertshaw 700-502

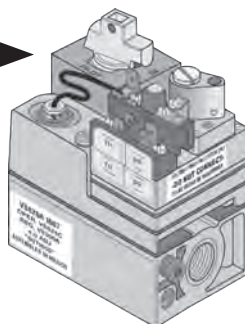


## MILLIVOLT GAS VALVE

**CC8071603 (8071603)**

**1/2" X 1/2"**

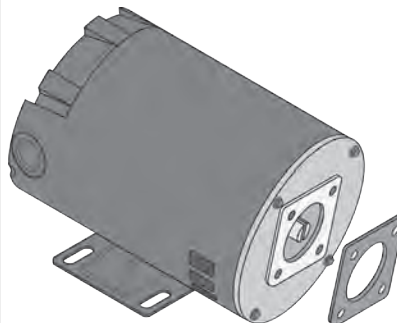
Honeywell VS820A1607




## MOTOR

**CC8261712**

(8261712, 826-1712)



## TEMPERATURE PROBE



**CC8261526**

(8261526, 826-526)

## TEMPERATURE PROBE




**CC8064206**

(8064206)

## HI-LIMIT THERMOSTAT KIT

**425F/218C**



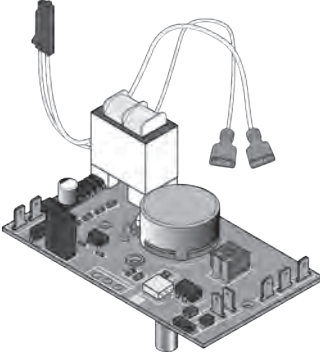
**CC8261177**

(8261177)



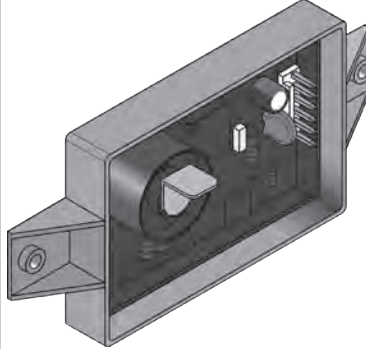
# VULCAN HART

## CONTROLLER TEMPERATURE 500°F




**CC913149**  
(353613-2, 913149)

## IGNITION MODULE




**CC498443**  
(498443)

## PROBE ASSEMBLY




**CC353589-1**  
(353589-1)

## SPARK MODULE 0+1



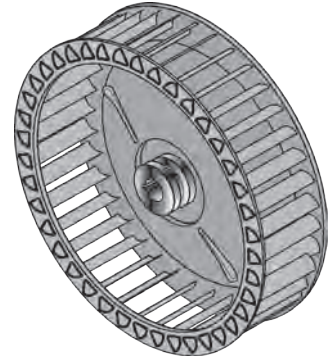
**CC720385**  
(720385)

## TIMER, 120V 1 HR



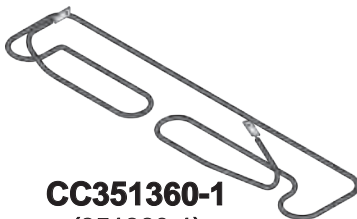
**CC411690-1**  
(411690-1)

## BLOWER WHEEL



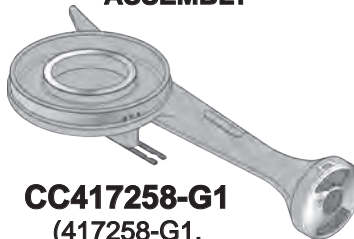
**CC415780-3**  
(415780-3)

## HEATING ELEMENT 208V, 2700W




**CC351360-1**  
(351360-1)

## FRONT BURNER ASSEMBLY



**CC417258-G1**  
(417258-G1,  
00-417258-000G1)

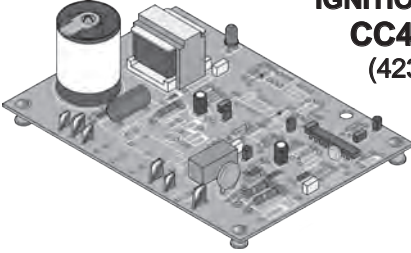
## GAS VALVE Adjustable w/Split Stem



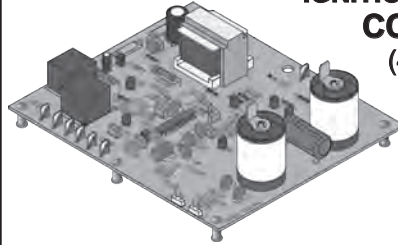
**CC719221**  
(719221)

# VULCAN HART

**IGNITION MODULE  
CC424137-2  
(4234137-2)**



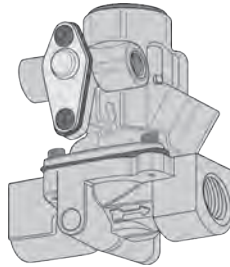
**IGNITION MODULE  
CC423756-3  
(423756-3)**



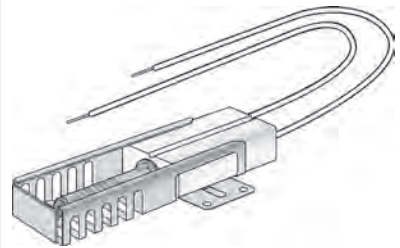
**DOOR HANDLE KIT  
CC913102-00179  
913102-00179**



**OVEN SAFETY VALVE  
CC497765-1  
497765-1 H15AR-17**



**OVEN IGNITOR  
AR204 (41-204)  
718601**



## COMMERCIAL COOKING

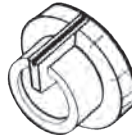
### KNOBS

**GRIDDLE TYPE  
"D" Stem**



150° - 400°F Black  
**4590-004**

**GAS  
THERMOSTAT  
"D" Stem**



250° - 550°F Plus BROIL  
**4590-002 (White)**  
**4590-003 (Black)**

**GAS  
THERMOSTAT  
"D" Stem  
Fits "FD" Series**



**4590-077**  
150° - 550°F  
**4590-078**  
Low - 550°F

### ELECTRIC THERMOSTAT DIAL KITS "D" STEM



Part No.	Temp Range
<b>4590-091</b>	1-10 Wide
<b>4590-093</b>	60 - 250°F
<b>4590-094</b>	100 - 200°F
<b>4590-095</b>	100 - 450°F

Part No.	Temp Rang
<b>4590-096</b>	100 - 550°F
<b>4590-097</b>	200 - 550°F
<b>4590-098</b>	200 - 400°F

**ALLEN WRENCH  
ADJUSTMENT**

**Vulcan Hart  
102957  
40-370**

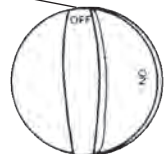


**ADJUSTMENT  
SCREW**

**South Bend  
1160533  
40-372**



**South Bend  
1160534  
40-373**



# COMMERCIAL COOKING

## USDProducts

Quick Disconnect Commercial  
Kitchen Gas Connectors



### Gas Connector Kit w/ Quick Disconnect Fitting & Black Street Elbow

USD Part #	Description	Case Qty.
AMB304BPQ24	24" Flexible Coated Connector (1/2" ID) Stainless Steel Anti-microbial Coated with 1/2" quick disconnect fitting and 1/2" black street elbow	6
AMB304BPQ36	36" Flexible Coated Connector (1/2" ID) Stainless Steel Anti-microbial Coated with 1/2" quick disconnect fitting and 1/2" black street elbow	6
AMB304BPQ48	48" Flexible Coated Connector (1/2" ID) Stainless Steel Anti-microbial Coated with 1/2" quick disconnect fitting and 1/2" black street elbow	6
AMB304BPQ60	60" Flexible Coated Connector (1/2" ID) Stainless Steel Anti-microbial Coated with 1/2" quick disconnect fitting and 1/2" black street elbow	6
AMB304BPQ72	72" Flexible Coated Connector (1/2" ID) Stainless Steel Anti-microbial Coated with 1/2" quick disconnect fitting and 1/2" black street elbow	6
AMB404BPQ24	24" Flexible Coated Connector (3/4" ID) Stainless Steel Anti-microbial Coated with 3/4" quick disconnect fitting and 3/4" black street elbow	6
AMB404BPQ36	36" Flexible Coated Connector (3/4" ID) Stainless Steel Anti-microbial Coated with 3/4" quick disconnect fitting and 3/4" black street elbow	6
AMB404BPQ48	48" Flexible Coated Connector (3/4" ID) Stainless Steel Anti-microbial Coated with 3/4" quick disconnect fitting and 3/4" black street elbow	6
AMB404BPQ60	60" Flexible Coated Connector (3/4" ID) Stainless Steel Anti-microbial Coated with 3/4" quick disconnect fitting and 3/4" black street elbow	6
AMB404BPQ72	72" Flexible Coated Connector (3/4" ID) Stainless Steel Anti-microbial Coated with 3/4" quick disconnect fitting and 3/4" black street elbow	6
AMB504BPQ24	24" Flexible Coated Connector (1" ID) Stainless Steel Anti-microbial Coated with 1" quick disconnect fitting and 1" black street elbow	6
AMB504BPQ36	36" Flexible Coated Connector (1" ID) Stainless Steel Anti-microbial Coated with 1" quick disconnect fitting and 1" black street elbow	6
AMB504BPQ48	48" Flexible Coated Connector (1" ID) Stainless Steel Anti-microbial Coated with 1" quick disconnect fitting and 1" black street elbow	6
AMB504BPQ60	60" Flexible Coated Connector (1" ID) Stainless Steel Anti-microbial Coated with 1" quick disconnect fitting and 1" black street elbow	6
AMB504BPQ72	72" Flexible Coated Connector (1" ID) Stainless Steel Anti-microbial Coated with 1" quick disconnect fitting and 1" black street elbow	6
AMB604BPQ48	48" Flexible Coated Connector (1-1/4" ID) Stainless Steel Anti-microbial Coated with 1-1/4" quick disconnect fitting and 1-1/4" black street elbow	6

### Gas Connector Kit w/ Quick Disconnect Fitting, Black Street Elbow & Restraining Hardware

USD Part #	Description	Case Qty.
AMB304BPQR36	36" Flexible Coated Connector (1/2" ID) Stainless Steel Anti-microbial Coated with 1/2" quick disconnect fitting, 1/2" black street elbow and restraining device hardware	6
AMB304BPQR48	48" Flexible Coated Connector (1/2" ID) Stainless Steel Anti-microbial Coated with 1/2" quick disconnect fitting, 1/2" black street elbow and restraining device hardware	6
AMB404BPQR36	36" Flexible Coated Connector (3/4" ID) Stainless Steel Anti-microbial Coated with 3/4" quick disconnect fitting, 3/4" black street elbow and restraining device hardware	6

COMMERCIAL  
COOKING

# COMMERCIAL COOKING

## Gas Connector Kit w/ Quick Disconnect Fitting, Black Street Elbow & Restraining Hardware

USD Part #	Description	Case Qty.
AMB404BPQR48	48" Flexible Coated Connector (3/4" ID) Stainless Steel Anti-microbial Coated with 3/4" quick disconnect fitting, 3/4" black street elbow and restraining device hardware	6
AMB404BPQR60	60" Flexible Coated Connector (3/4" ID) Stainless Steel Anti-microbial Coated with 3/4" quick disconnect fitting, 3/4" black street elbow and restraining device hardware	6
AMB404BPQR72	72" Flexible Coated Connector (3/4" ID) Stainless Steel Anti-microbial Coated with 3/4" quick disconnect fitting, 3/4" black street elbow and restraining device hardware	6
AMB504BPQR36	36" Flexible Coated Connector (1" ID) Stainless Steel Anti-microbial Coated with 1" quick disconnect fitting, 1" black street elbow and restraining device hardware	6
AMB504BPQR48	48" Flexible Coated Connector (1" ID) Stainless Steel Anti-microbial Coated with 1" quick disconnect fitting, 1" black street elbow and restraining device hardware	6

## Gas Connector Kit w/ Quick Disconnect Fitting, Swivel Elbow & Black Street Elbow

USD Part #	Description	Case Qty.
AMB404BPQS36	36" Flexible Coated Connector (3/4" ID) Stainless Steel Anti-microbial Coated with 3/4" quick disconnect fitting, 3/4" AMB coated swivel elbow and 3/4" black street elbow	6
AMB404BPQS48	48" Flexible Coated Connector (3/4" ID) Stainless Steel Anti-microbial Coated with 3/4" quick disconnect fitting, 3/4" AMB coated swivel elbow and 3/4" black street elbow	6
AMB404BPQS60	60" Flexible Coated Connector (3/4" ID) Stainless Steel Anti-microbial Coated with 3/4" quick disconnect fitting, 3/4" AMB coated swivel elbow and 3/4" black street elbow	6

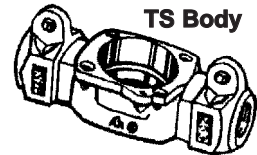
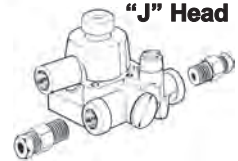

## Gas Connector Kit w/ Quick Disconnect Fitting, Full Port Gas Ball Valve, Two Black Street Elbows & Restraining Hardware

USD Part #	Description	Case Qty.
AMB304KIT36	36" Flexible Coated Connector (1/2" ID) Stainless Steel Anti-microbial Coated with 1/2" quick disconnect fitting, 1/2" Full-Port Ball Valve, Two 1/2" black street elbows and restraining device hardware	6
AMB304KIT48	48" Flexible Coated Connector (1/2" ID) Stainless Steel Anti-microbial Coated with 1/2" quick disconnect fitting, 1/2" Full-Port Ball Valve, Two 1/2" black street elbows and restraining device hardware	6
AMB304KIT60	60" Flexible Coated Connector (1/2" ID) Stainless Steel Anti-microbial Coated with 1/2" quick disconnect fitting, 1/2" Full-Port Ball Valve, Two 1/2" black street elbows and restraining device hardware	6
AMB404KIT24	24" Flexible Coated Connector (3/4" ID) Stainless Steel Anti-microbial Coated with 3/4" quick disconnect fitting, 3/4" Full-Port Ball Valve, Two 3/4" black street elbows and restraining device hardware	6
AMB404KIT36	36" Flexible Coated Connector (3/4" ID) Stainless Steel Anti-microbial Coated with 3/4" quick disconnect fitting, 3/4" Full-Port Ball Valve, Two 3/4" black street elbows and restraining device hardware	6
AMB404KIT48	48" Flexible Coated Connector (3/4" ID) Stainless Steel Anti-microbial Coated with 3/4" quick disconnect fitting, 3/4" Full-Port Ball Valve, Two 3/4" black street elbows and restraining device hardware	6
AMB404KIT60	60" Flexible Coated Connector (3/4" ID) Stainless Steel Anti-microbial Coated with 3/4" quick disconnect fitting, 3/4" Full-Port Ball Valve, Two 3/4" black street elbows and restraining device hardware	6
AMB404KIT72	72" Flexible Coated Connector (3/4" ID) Stainless Steel Anti-microbial Coated with 3/4" quick disconnect fitting, 3/4" Full-Port Ball Valve, Two 3/4" black street elbows and restraining device hardware	6



# COMMERCIAL COOKING

## 1720 (TS) "J" & K MAGNETIC HEADS



<b>Part No.</b>	<b>Pilot Size</b>
<b>(TS11J) Complete J Magnet Head with #11 Body Assembly</b>	
<b>1720-004</b>	Body Inlet/Outlet 7/16" Tubing, Pilot 1/4" Tubing
<b>TS11J-2211-1-0</b>	Body Inlet/Outlet 3/8" NPT, Pilot 1/4" Tubing
<b>Inlet &amp; Outlet Model "J" Head</b>	
<b>1720-801</b>	Kit 1/8" Pipe, 3/16" Tubing, 1/4" Tubing
<b>(TS11K) Complete K Magnet Head with #11 Body Assembly</b>	
<b>TS11K-4511-1-0</b>	Body Inlet/Outlet 1/2" NPT, Pilot 1/4" Tubing for Jade 4610800000
<b>TS11K-4512-1-0</b>	Body Inlet/Outlet 1/2" NPT, Pilot 3/16" Tubing for Blodgett 52092, All Points 54-1165
<b>Outlet Only Model "K" Head</b>	
<b>1720-802</b>	Kit 1/8" Pipe, 3/16" Tubing, 1/4" Tubing
<b>TS Replacement Body</b>	
<b>1710-126</b>	1/2" Pipe 210,000 BTU Nat. 340,000 LP

### PILOT GENERATORS

500-750 MV For all types with round generator.



PG9 Adapter

<b>Manufacturer</b>	<b>Features</b>	<b>Length</b>	<b>Part No.</b>
Robertshaw	Two Lead	32"	*1950-001
Honeywell	Two Lead	32"	*Q313A1170
Robertshaw	Two Lead	32"	1950-532
Robertshaw	Coaxial	36"	1951-536

\* With PG9 Adapter Sleeve



Two-Lead



Coaxial


### GAS VALVES - MILLIVOLT

<b>Part No.</b>	<b>Inlet/Outlet</b>	<b>Side Tap</b>	<b>BTU</b>
<b>700-502</b>	1/2"	1/2"	100,000
<b>700-506</b>	3/4"	None	300,000

### BLEED GAS DIAPHRAGM VALVES - MILLIVOLT

<b>Part No.</b>	<b>Inlet/Outlet</b>	<b>Side Tap</b>	<b>BTU</b>
* <b>700-886</b>	3/4"	1/4"	305,000
<b>700-887</b>	1/2"	1/4"	240,000

\*Includes 2 - 1/2" Reducing Bushings



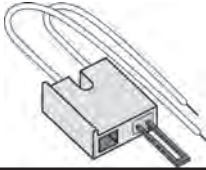
700-502



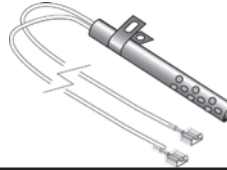
700-887

# COMMERCIAL COOKING

## OVEN IGNITORS FOR SOUTHBEND



Replaces: 4440385  
24 Volt  
40" Lead Wires  
41-423



Replaces: 1177545 &  
1183200 24 Volt  
40" Lead Wires  
41-224



## RAM IGNITION CONTROL MODULE

The RAM CONTROL is 24 VAC. When the thermostat calls for heat, the control simultaneously energizes the hot surface ignitor and initiates current sensing function. Gas valve(s) remain closed until current sense threshold is reached. Once the current draw threshold has been reached or exceeded, the gas valve(s) and flame rectification circuits are energized. Upon proof of flame, the hot surface ignitor is shut off. Main burner flame is continuously monitored. Loss of flame detection results in RAM-H cycling to check the current draw of the hot surface ignitor. If the hot surface ignitor is below the current draw threshold, the gas valve(s) will remain off and the hot surface ignitor will remain on until the current threshold is reached

**790-015**

RAM-H4M1-03

- 6 Pin Connections
  - Non-Prepurge
  - 24 VAC for Hot Surface Ignition
  - Ignition Attempts Before Lockout = INFINITE
- Replaces: 117573,  
SouthBend, 441575, Allpoints,  
2065866 American Wyott

This RAM **INTERMITTENT IGNITION CONTROL** is 120 VAC. When the thermostat calls for heat, RAM's IID Control simultaneously initiates ignition sparking and opens the pilot valve portion of the gas valve. Pilot flame recognition stops ignition sparking and opens the main valve portion of the gas valve. Pilot burner flame is continuously monitored at a synchronous frequency for the duration of the heating cycle. Should the pilot flame fail during the heating cycle, the control will shut off the main valve until the pilot flame is established.

### Specifications:

Electrical rating (input): 120V 50/60 Hz, 50 mA  
Flame sensor current: 0.7mA  
Gas valve relay ratings: 5.0 amp  
Temperature range: -40 to 175°F  
Approvals: AGA, CGA



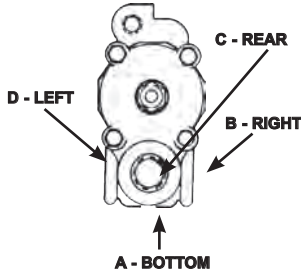
The RAM **INTERMITTENT IGNITION CONTROLS** are 24 and 120V AC. When the thermostat calls for heat, RAM's IID Control simultaneously initiates ignition sparking and opens the pilot valve portion of the gas valve. Pilot flame recognition stops ignition sparking and opens the main valve portion of the gas valve. Pilot burner flame is continuously monitored at a synchronous frequency for the duration of the heating cycle. Should the pilot flame fail during the heating cycle, the control will shut off the main valve until the pilot flame is established.

### Specifications:

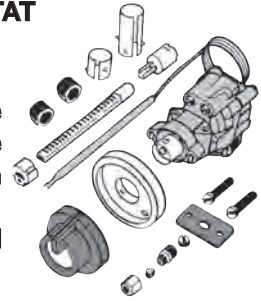
Electrical Rating (input): 24V 50/60 Hz, 120V  
50/60 Hz, 50 mA  
Flame Sensor Current: 0.7 mA  
Gas Valve Relay Ratings: 5.0 Amps  
Temperature Range: -40°F to 175°F  
Approvals: AGA, CGA

# COMMERCIAL COOKING

## (BJWA) COMMERCIAL BJ GAS THERMOSTAT



Designed specifically for heavy-duty commercial oven and griddle applications. Thermostats can be mounted in any of the four manifold positions. Rear housing may be rotated as required. Plugs are included with models having 4-position outlet tapping. Four-position dial, stem length adapter, and chrome bezel are included.

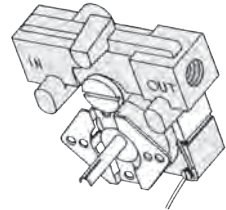


Part No.	Application	Temperature Range	Outlet Size	Outlet Tapping Position	Capillary Length	Bulb Size 3/16" Dia x
<b>STANDARD OVEN AND GRIDDLE KITS</b>						
4350-015	Oven	250 to 500°F	1/4" Pipe	B	48"	11 <sup>3</sup> / <sub>16</sub> "
4350-027	Oven	250 to 550°F	1/4" Pipe	A,B,C,D	48"	11 <sup>5</sup> / <sub>8</sub> "
4350-028	Griddle	150 to 400°F	1/4" Pipe	A,B,C,D	36"	8"
4350-029	Oven	250 to 550°F	7/16" Tubing	C	48"	11 <sup>3</sup> / <sub>16</sub> "
4350-041	Griddle	150 to 550°F	1/4" Pipe	B,D	36"	8 <sup>5</sup> / <sub>8</sub> "
4350-127	Oven	250 to 500°F	1/4" Pipe	A,B,C,D	48"	11 <sup>3</sup> / <sub>16</sub> "
4350-128	Griddle	150 to 400°F	1/4" Pipe	A,B,C,D	48"	8 <sup>5</sup> / <sub>8</sub> "

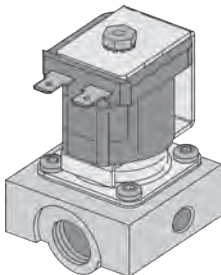
## GAS THERMOSTATS

Temperature Change 200° - 400°F

Part No.	Inlet Outlet	Cap. Length	Bulb OD Length	Bulb Finish
4290-005	1/4" tube	48"	1/4" x 12"	Nickel
4290-006	1/4" tube	30"	3/8" x 5 <sup>3</sup> / <sub>8</sub> "	Nickel



## 4075 (FJT) GAS SOLENOID VALVE



Designed to control the flow of gas in cooking appliances. For a wide variety of applications such as ovens, griddles and fryers.

- Inlet: 3/8" Pipe
- Outlet: 3/8" Pipe
- Pilot Outlet: Left and Right
- Includes (2) 1/8" plugs
- Coil: Z-94406-1(120VAC)

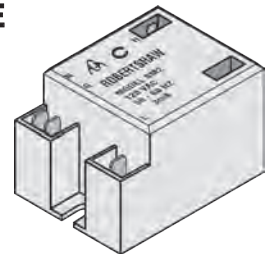
### 4075-029 (FJT-29)

## ELECTRONIC 0 + 1 OVEN SPARK IGNITION MODULE

Ignition Module (0 + 1) was designed for oven ignition only.

- Power supply: 120VAC
- Voltage output: 14 KV, 50 pf capacitance load
- Spark frequency: 2.5 to 4.5 Hz
- Spark gap: 1/8" maximum


### 41-521 (SM2)



# COMMERCIAL COOKING

## GAS OVEN THERMOSTATS - FDO & FDTO KITS

Your choice of "on-off" (FDO) or "by-pass" (FDTO) models. Body is 3/8" or 1/2" pipe, side & rear. Options-multiple pilot options for 1/4" or 3/16" tubing. *KNOB NOT INCLUDED*  
4-way mounting.



Part No.	Type	Inlet	Outlet	Pilot Outlet W/Plug	Capillary Length	Bulb Size
<b>150° to 550°</b>						
4200-002	FDO	7/16" Tube	7/16" Tube	N	48"	3/16" x 14¾"
4200-007	FDO	1/2" Pipe	1/2" Pipe	Y	48"	3/16" x 14¾"
4200-018	FDO	3/8" Pipe	3/8" Pipe	N	72"	3/16" x 14¾"
4200-025	FDO	3/8" Pipe	3/8" Pipe	Y	54"	3/16" x 14¾"
FDO-3-02-54	FDO	3/8" Pipe	3/8" Pipe	N	54"	3/16" x 14¾"

All Points 46-1128, Imperial 1153, Montague 3395-2, Vulcan 407522-1

### LOW 200°F to 550°F

4200-011	FDTO	1/2" Pipe	1/2" Pipe	N	48"	3/16" x 14¾"
4200-026	FDTO	3/8" Pipe	3/8" Pipe	Y	54"	3/16" x 14¾"

### 300° to 650°F

4200-503	FDTH	1/2" Pipe	1/2" Pipe	Y	48"	3/16" x 15¾"
4200-505	FDTH	1/2" Pipe	1/2" Pipe	Y	48"	3/16" x 14¾"
4200-508	FDH	1/2" Pipe	1/2" Pipe	Y	48"	3/16" x 14¾"
4200-510	FDTH	3/8" Pipe	3/8" Pipe	Y	54"	3/16" x 14¾"
FDTH-01-04-48		1/2" Pipe	1/2" Pipe	Y	48"	3/16" x 14¾"

All Points 46-1076, Bakers Pride M1005X, Lincoln 369006

## ELECTRIC THERMOSTATS

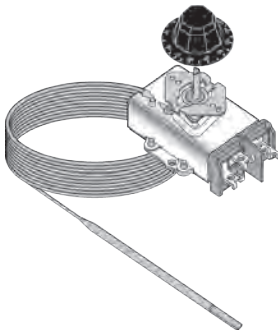

### B10 SERIES SINGLE POLE

A direct acting, slow make and break type thermostat. Typical applications are for incubators, laboratory ovens, water baths, sterilizers, dishwashers, steam tables, scalding tanks and other equipment where a close temperature differential is required.

Dial Temperature Range In °F: 60-200°F Included

Capillary Length: 42" Bulb Size: 3/16" x 15¾" Nickel

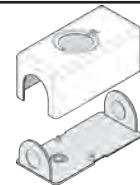
**5210-125**



**Double Pole with Standard Bulb  
will Replace MOST Single Pole  
Thermostats**

**Special Models - Knob Included**


**5000854SE** 100° to 550°F  
Replaces 5000-854, 6EDZ0, TH30-550



**TH30H  
MOUNTING BOX**



# COMMERCIAL COOKING



**EA3/EA5/S/SP**      **D1/D18**  
 5300 Series      5000 Series  
 2 Wire - SPST      4 Wire - DPST  
 30 AMPS resistive • 120-277 volts

**Stuffing Box Reducer**  
 3/8"-1/4" 4590-173

**Stuffing Box Kit**  
 4650-002

-----  
**RX**  
 5300 Series  
 2 Wire - SPST  
 Millivolt/Milliamp Direct Current

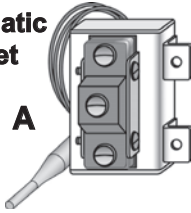
<b>Temp. Range</b>	<b>Style</b>	<b>Part No.</b>	<b>Capillary Length</b>	<b>Bulb O.D. Length</b>	<b>Bulb Finish</b>
60-240°F	SP	5300-219	48"	3/8" x 4 1/2"	Copper
60-250°F	D1/D18	5000811SE	60"	3/8" x 4 1/2"	Copper
60-250°F	S	5300-041	48"	3/8" x 4 1/2"	Copper
60-250°F	SP	5300-612	60"	1/4" x 9 1/4"	Copper
60-250°F	SP	5300-614	60"	3/8" x 4 7/16"	Nickel
100-290°F	K	5300-080	48"	1/2" Dia. Coil	Copper
100-325°F	S	5300-175	24"	3/16" x 11 5/8"	Nickel
100-450°F	KX	5300-761	36"	3/16" x 12 5/8"	Nickel
100-493°F	SP	5300-146	36"	3/16" x 11 5/8"	Nickel
100-550°F	D1/D18	5000-851	60"	3/16" x 13"	Copper
100-550°F	D1/D18	5000854SE	72"	3/8" x 3 3/8"	Copper
100-550°F	KA	5300-015	36"	1/4" x 5 5/16"	Nickel
100-550°F	KA	5300-088	72"	1/4" x 5 5/16"	Nickel
140-550°F	KA	5300-027	48"	1/4" x 7 7/16"	Nickel
150-450°F	SA	5300-017	36"	1/8" x 23 3/16"	Nickel
175-550°F	RX	5300-414	30"	3/8" x 4 7/16"	Stainless Steel
175-550°F	SP	5300-651	60"	3/16" x 11 5/8"	Copper
175-550°F	SP	5300-652	60"	1/4" x 7 1/4"	Copper
175-550°F	SP	5300-653	60"	3/8" x 3 3/4"	Copper
175-550°F	K	5300-708	60"	3/16" x 11 5/8"	Nickel
175-550°F	KXP	5300-735	60"	3/16" x 5/8"	Copper
200-375°F	RX	5300-403	24"	3/8" x 5 5/8"	Nickel
200-375°F	RX	5300-406	36"	3/8" x 5 5/8"	Nickel
200-400°F	D1/D18	5000-844	36"	3/8" x 5 3/4"	Nickel
200-400°F	RX	5300-401	36"	3/8" x 5 5/8"	Nickel
200-400°F	RX	5300-402	24"	3/8" x 5 5/8"	Nickel
200-400°F	SP	5300-644	36"	3/8" x 5 5/8"	Nickel
200-400°F	KX	5300-711	36"	3/8" x 5 5/8"	Nickel
200-400°F	KX	5300-766	24"	5/16" x 5 5/8"	Stainless Steel
200-450°F	S	5300-114	36"	3/16" x 10"	Nickel
200-500°F	D1/D18	5000-847	60"	5/16" x 7 1/2"	Nickel
200-550°F	D1/D18	5000-533	36"	3/16" x 14 1/8"	Copper
245-406°F	RX	5300-404	36"	3/16" x 14 1/8"	Copper
250-850°F	KNP	5300-514	48"	1/8" x 8 1/4"	Stainless Steel
250-950°F	KNP	5300-502	36"	5/32" x 8 1/4"	Stainless Steel

Prices subject to change without notice


© 1971 - 2024 w.d. armstrong corp.

# LIMIT CONTROLS & INFINITE SWITCHES


**Automatic  
Reset**




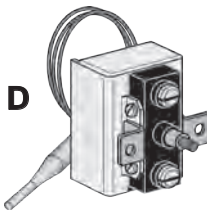
**B**



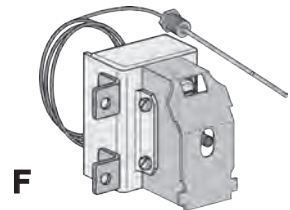
**Manual Reset**



Part No.	Illus.	Temp.	Capillary Length	Bulb Nickel Finish	Stuffing Box	OEM
5225-009	B	450°	30"	5/16" x 3 5/8"	N/A	
5225-010	A	450°	60"	3/16" x 4 7/8"	3/8"	Vulcan Hart 110840-2
5225-011	A	450°	30"	1/4" x 4 7/8"	1/4"	South Bend 1054200
5225-015	C	490°	30"	1/4" x 6 1/2"	N/A	GE/Hobart 11352P006 344523-6XNCBX101
5225-044	B	450°	30"	1/4" x 4 7/8"	3/8"	Vulcan Hart 110705-2
5225-047	F	450°	30"	1/4" x 4 7/8"	3/8"	Falcon Fabricators A11-046 Henny Penny 16738
5225-054	D	440°	24"	1/4" x 4 7/8"	Panel Nut	38656
5225-112	E	450°	30"	1/4" x 4 7/8"	1/4"	Pitco PP10084
5225-124	B	450°	36"	3/8" x 3 3/4"	3/8"	American Range A10007 Tri-Star 300028

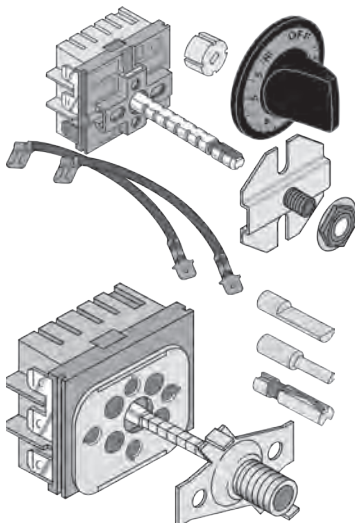


**Manual  
Reset**



## COMMERCIAL INFINITE CONTROL SWITCHES

NEW M SERIES WITH HEAVY DUTY DIAL SHAFT



### Part No. Description

5500-134M 120V Kit w/Black Knob & Wires

5500-135M 120V Kit w/White Knob & Wires

5500-234M 240V Kit w/Black Knob & Wires

5500-235M 240V Kit w/White Knob & Wires

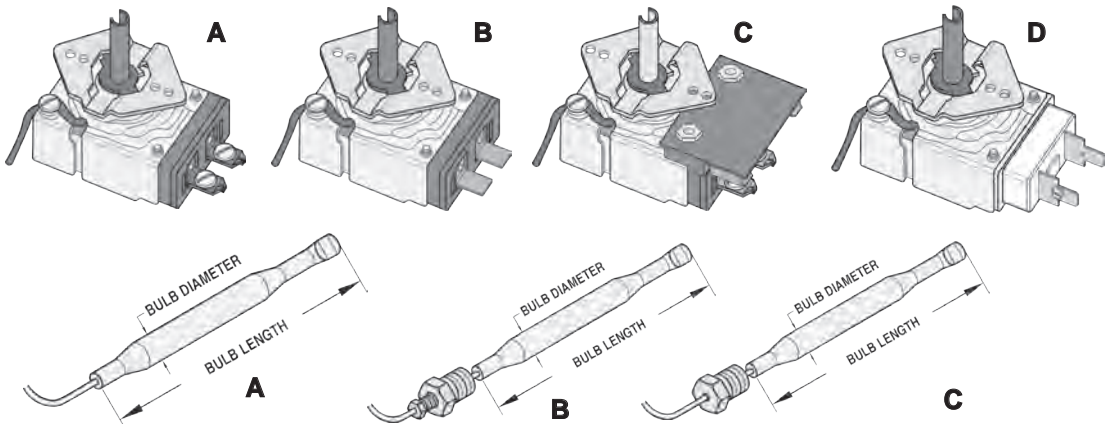
### M-SERIES DUAL WATTAGE INFINITE KIT

Square break-off shaft can be trimmed to the required length. Shaft adaptors allow use of the original dial on the replacement

**5505-468M**

# EXACT REPLACEMENT THERMOSTATS

<b>Part No.</b>	<b>Style</b>	<b>Temp.</b>	<b>Capillary</b>	<b>Length</b>	<b>Finish</b>	<b>Bulb</b>
<b>K-396-12</b>	A	100 - 450F	A	12"	Nickle	1/4" x 5-3/16" All Points 46-1174 • American Permanent Ware 60320
<b>K-909-42</b>	A	100 - 450F	A	42"	Copper	3/16" x 11 1/8" All Points 46-1154, Bloomfield-Star-Wells 2T-38968, WS-60892, WS-58968
<b>KA-1119-42</b>	C	LO - 493F	A	42"	Copper	3/16" x 12" All Points 46-1257, Bloomfield-Star-Wells 2T-45917, WS-65917
<b>KA-1126-36</b>	C	100 - 450F	A	36"	Copper	3/16" x 11 1/8" All Points 46-1214, Bloomfield-Star-Wells 2T-46269, WS-66269
<b>KX-289-30</b>	B	100 - 450F	A	30"	Nickle	3/16" x 11 1/2" All Points 46-1152, Bakers Pride M1461A, M1461X Hobart-Vulcan Hart 00-810071, 810071, 00-010071, 010071
<b>KX-299-36</b>	B*	200 - 400F	B	36"	Nickle	3/8" x 5 1/4" Pitco P5047587, Frymaster 8071147, Garland 2557, Magikitch'n P5047587* Dip Sealed Nickle Stuffing Box
<b>KXP-356-48</b>	A	100 - 450F	A	48"	Nickle	3/16" x 11 1/8" All Points 46-1201, Montague 29023-8, Star Mfg. 2T-30402-27
<b>KXT-466-36</b>	B	200 - 500F	A	36"	Nickle	3/16" x 12 1/4" All Points 46-1653, American Range A11105, 10404 Bakers Pride 340132, Imperial 1160, Market Forge 93-0023 Royal Range 2520, Tri-Star 340132, TS-1160
<b>RX-22-36</b>	D	200 - 375F	B	36"	Nickle	3/8" x 5 1/8" All Points 46-1494, Pitco 60125402
<b>SA-465-36</b>	C	100 - 450F	A	36"	Copper	3/16" x 9 3/4" All Points 46-1368, Star Mfg., Wells 2T-Z5958
<b>SJ-152-20</b>	C	200 - 375F	C	20"	Nickle	3/8" x 5 1/4" All Points 46-1011, Bloomfield, Star Mfg., Wells 2T-30133
<b>SJ-169-42</b>	C	175 - 550F	A	42"	Nickle	3/16" x 11 1/8" Hobart, Vulcan Hart 00-411506-00002, -00014, 24146-1
<b>SP-463-36</b>	A	200 - 450F	A	36"	Copper	3/16" x 9 3/4" All Points 46-1023, Hobart, Vulcan Hart 342027-8, 344635-8
<b>SP-715-24</b>	A	300 - 375F	C	24"	Nickle	1/4" x 8 1/2" All Points 46-1101, Bloomfield, Star Mfg., Wells WS-55510, -57410, 64976



**SINGLE CONTROL**

- Washerless, replaceable ball control
- Multi-faceted acrylic handle
- Fits 4" centers
- Brass valve w/ copper tube waterways
- 2.0 GPM

**Part No.**  
**10115LF**

chrome finish

**Washerless - metal loop handle**

- Brass construction
- Fits 4" centers
- Chrome-plated

**Part No.**  
**10088LF**  
**10090LF**

chrome finish


chrome w/ brass pop-up

**LEVER HANDLE**

- Ceramic disc cartridge
- Fits on 4" centers
- Solid chrome lever handles
- Chrome finish

**Part No.**

**10235LF** brushed nickel w/ brass pop-up

**ACRYLIC TWO HANDLE****Washerless - acrylic handle**

- Solid brass waterways
- Acrylic handles
- "D" style broach
- Fits on 4" centers
- Chrome-plated finish

**Part No.**

**10277LF** chrome finish

**10273LF** chrome w/ brass pop-up


**PRESSURE BALANCE SINGLE  
LEVER TUB & SHOWER SET****Forged brass valve w/ anti-scald pressure balance control & ceramic disc cartridge**

- Integral Stop
- 2.5 GPM flow rate
- Includes adapter to convert IPS to CxC
- 1/2" inlet
- Ceramic disc cartridge

**Part No.**

**10066** Chrome - metal loop handle





- Washerless, replaceable ball control
- 8" "D" cast brass spout
- Fits 6" or 8" centers
- Water saving 2.0 GPM flow rate aerator

**Part No.****10071LF** chrome finish**10073LF** chrome w/ off-body spray**HIGH SPOUT TWO HANDLE WASHERLESS**

- High rise tube spout
- Chrome
- Solid brass body & waterways
- Clear acrylic handles
- Washerless cartridge with "D" broach

**Part No.****10178LF** w/o spray

- Washerless, replaceable ball control
- Solid brass waterways
- 10" "D" cast spout
- Separate base plate accommodates single or three hole

**Part No.****10076LF** Loop w/o spray**10075LF** Loop with off-body spray**10072LF** Solid w/o spray**10074LF** Solid with spray**Washerless - acrylic handle**

- Washerless cartridge w/ "D" style broach
- Clear acrylic handles
- Fits on 8" centers
- 8" "D" cast spout
- Chrome-plated finish

**Part No.****10161LF** chrome w/ off-body spray**10163LF** chrome w/o spray



### Two-Metal Handle Compression Lavatory Faucet

- Chrome Metal handles
- Fits on 4" Centers
- Replaceable Brass Stems & Seats
- Chrome-Plated Finish
- Low Lead Complies w/NSF-61 Standards

<u>Part No.</u>	<u>Description</u>
<b>10281LF</b>	Chrome W/O Pop-up
<b>10282LF</b>	Chrome W/ Brass Pop-up

### SINGLE LEVER DECK MOUNT WASHERLESS LAVATORY FAUCET

- Washerless SS ball control
- Chrome
- Solid Handle
- Copper tube waterways w/1/2" IPS connections



<u>Part No.</u>	<u>Description</u>
<b>10093LF</b>	Chrome Without Pop-up
<b>10094LF</b>	Chrome With Pop-up

### SINGLE LEVER LAVATORY FAUCET

#### Washerless, Replaceable S/S Ball Control

- Fits on 4" Centers
- Metal lever Handle
- Low Lead-Complies w/NSF-61 Standards

<u>Part No.</u>	<u>Description</u>
<b>10087LF</b>	Chrome Without Pop-up
<b>10086LF</b>	Chrome With Brass Pop-up



### ACRYLIC HANDLE LAVATORY FAUCET

#### Washerless Cartridge w/"D" Broach

- Solid brass valve body & waterways
- Chrome
- Euro Design

<u>Part No.</u>	<u>Description</u>
<b>10120LF</b>	Chrome Without Pop-up
<b>10119LF</b>	Chrome With Brass Pop-up



### LEVER HANDLE CERAMIC DISC LAVATORY FAUCET

#### Ceramic Disc Cartridge

- Lifetime Guarantee
- Fits on 4" Centers
- Solid Chrome Lever Handles
- Chrome Finish
- Lead Free-Complies w/NSF-61 Standards

<u>Part No.</u>	<u>Description</u>
<b>10025LF</b>	Chrome With Brass Pop-up

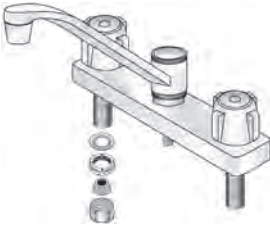


### WALL MOUNT FAUCET Solid Brass Waterways

- Adjustable Centers 6½" to 9½"
- Replaceable Brass Seats and Stems
- Low Lead Complies w/NSF-61 Standard
- Water Saving Aerator 2.0 G.P.M.
- 12 Pt. Broach Chrome-plated Metal Handles

<u>Part No.</u>	<u>Description</u>
<b>10142LF</b>	6" Cast Spout
<b>10149LF</b>	8" Cast Spout





### TWO HANDLE METAL KITCHEN FAUCET Washerless Cartridge With "D" Broach

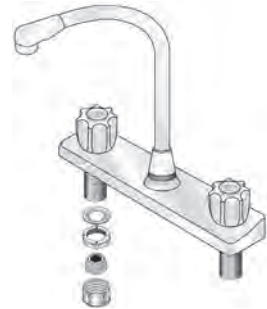
- Fits on 8" Centers
- 8" "D" Cast Brass Spout
- Metal Handles - 4 Point Chrome-Plated For Positive Grip
- Low Lead-Complies w/NSF-61 Standards

<u>Part No.</u>	<u>Description</u>
10164LF	Chrome - Metal Handles

### TWO HANDLE METAL KITCHEN FAUCET Washerless - Acrylic Handle High Spout

- Washerless Cartridge with "D" Style Broach
- Clear Acrylic Handles
- High Tube Spout
- Low Lead-Complies w/NSF-61 Standards
- Fits on 8" Centers
- Chrome-Plated Finish

<u>Part No.</u>	<u>Description</u>
10178LF	Chrome Without Spray
10177LF	Chrome With Off-Body Spray



### SINGLE CONTROL TUB & SHOWER SET

#### Washerless stainless steel ball mechanism Solid Brass Waterways

- 2.5 GPM Flow Rate
- 1/2" IPS connection with CxC adapters
- Washerless, Replaceable Stainless Steel Ball Control

<u>Part No.</u>	<u>Description</u>
10048	Acrylic Handle
10046	Loop Handle



### TUB & SHOWER SET

- Forged Brass Body
- Temperature Limit Stops
- Ceramic disc cartridge
- Replacement Parts Available
- Deluxe Shower Head
- Integral Stops
- Includes All Trim
- 1/2" IPS Connections with CxC adapters
- Chrome finish

<u>Part No.</u>	<u>Description</u>
10066	Solid & Loop Handle



## SHOWER HEADS

- ABS construction • 2.0 GPM
- Chrome-plated finish
- 1 3/4" adjustable white face
- 1/2" Inlet



ISO 9002

<u>Part No.</u>	<u>Description</u>
15001	Plastic Ball Joint
15035	Metal Ball Joint

- All ABS construction
- Chrome-plated steel flange

<u>Part No.</u>	<u>Description</u>
15029	Complete Assembly Including Flange w/brass ball joint



- ABS construction • Adjustable face
- 1/2" Inlet • Metal ball joint
- Clear acrylic body sleeve
- Chrome-plated finish



- ABS construction
- Chrome-plated finish
- 2" adjustable face • 1/2" Inlet
- Metal ball joint • 2.5 GPM



ISO 9002

<u>Part No.</u>	<u>Description</u>
15004	White Face

<u>Part No.</u>	<u>Description</u>
15038	3" White Face -2.5 GPM

ISO 9002

- ABS construction • 1/2" Inlet
- 2" adjustable black face
- Metal ball joint • 2.5 GPM



ISO 9002

<u>Part No.</u>	<u>Description</u>
15010	Black Face - 2.5 GPM

- Chrome-plated ABS
- 1/2" Inlet • Plastic ball joint



<u>Part No.</u>	<u>Description</u>
15039	Chrome - 2.0 GPM

## SHOWER HEAD - 1.8 GPM

- Brass Metal Construction
- Metal side handle adjustment
- 1/2" Inlet



ISO 9002

<u>Part No.</u>	<u>Description</u>
15013	Chrome - 2" Face
15015	Chrome - 3" Face - 2.0 GPM

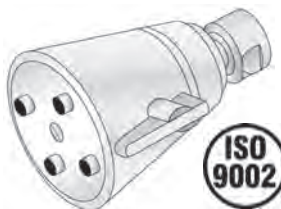
- ABS construction
- 1/2" FIP • Chrome
- 2" Adjustable
- Chrome



15134	Black Face
15046	White Face

## FLANGE

- Metal construction
- Metal side handle adjustment
- 1/2" Inlet
- 2.0 GPM
- Metal ball joint



ISO 9002

- ABS shower arm flange
- Fits all 1/2" shower arms
- Chrome-plated finish

<u>Part No.</u>	<u>Description</u>
15041	ABS With Set Screw
25703	Steel Construction
25723	Brushed Nickel



<u>Part No.</u>	<u>Description</u>
15017	Chrome - 2" Face

## CHROME-PLATED STEEL FLOOR &amp; CEILING PLATE

- Pulsating 3-way adjustment
- 3" adjustable white face
- Non-metallic • 1/2" Inlet
- Chrome-plated finish



ISO 9002

- Steel pipe sizes

<u>Part No.</u>	<u>Size</u>
25741	3/8" - IPS
25743	1/2" - IPS
25745	3/4" - IPS
25747	1" - IPS
25751	1 1/2" - IPS
• Copper tubing sizes	
25755	5/8" - OD
25757	7/8" - OD





## SHOWER ARM



- Chrome-plated finish
- With 1/2" thread - both ends

Part No.	Description
15051	6" Chrome-Plated Brass
15055	8" Chrome-Plated Brass



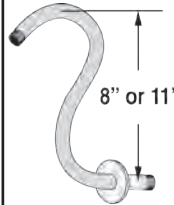
- High quality plated finish
- With 1/2" thread - both ends
- With metal flange

Part No.	Description
15053	6" Chrome



- ABS construction
- Chrome-plated Finish
- With 1/2" thread - both ends
- With flange

Part No.	Description
15059	7 1/4" Chrome-Plated ABS



- Brass shower arm
- Chrome-plated finish
- 1/2" MIP both ends
- Includes steel flange

Part No.	Description
15054	Height 8"
15056	Height 11"

- Die-cast • Chrome-plated finish • Use w/1/2" copper pipe

Part No.	Description
15075	Slide-On With Set Screw
15076	7" Extended length - Zinc

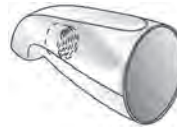


- Zinc die cast • Chrome-plated finish

Part No.	Description
15077	1/2" IPS Inlet

- 1/2" IPS thread on nose • Diverter on nose

Part No.	Description
15072	7" Extended length



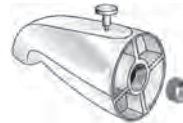
- Includes 3/4" to 1/2" reducing face bushing
- Diverter on body • 1/2" or 3/4" IPS Inlet

Part No.	Description
15083	Chrome-Plated Die Cast Zinc



- Includes 3/4" to 1/2" reducing face bushing
- Diverter on nose • 1/2" or 3/4" IPS Inlet

Part No.	Description
15081	Chrome-Plated Brass
15085	Chrome-Plated Die Cast Zinc



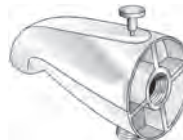
- Brass • Chrome-plated finish • Adjusts to 1"

Part No.	Description
15084	1/2" or 3/4" IPS Inlet



- With 3/4" to 1/2" IPS-reducing bushing • Chrome-plated finish
- 1/2" IPS outlet for hand-held showers • Die-cast

Part No.	Description
15086	1/2" or 3/4" IPS Inlet



- Chrome-plated finish • For use with 1/2" copper pipe
- Slide on spout with set screw • Diverter on nose

Part No.	Description
15089	Chrome-Plated Die Cast Brass



**BATH DRAIN FACE PLATE**

- Zinc die cast
  - Includes brass screws
- Part No.**  
**35243** Chrome handle & Clip

**LIFT & TURN STYLE - 2 7/8" FLANGE**

- Fine thread
- 1 1/8" diameter - 16 threads per inch

**Part No.**  
**35231** Chrome

- Coarse thread
- 1 1/8" diameter - 11 1/2 threads/inch

**Part No.**  
**35233** Chrome

**OVERFLOW FACE PLATE**

- Chrome-plated metal
- Part No.**  
**35244** 2 Hole Round w/o Screws  
**35245** 2 Hole Round w/Screws  
**35247** 1 Hole Round w/Screws

**TIP-TOE STYLE 2 7/8" FLANGE BATH DRAIN**

- Coarse thread - 1 1/8" diameter  
16 threads per inch
- Tapped 3/8" • Chrome-plated
- Includes washer

**Part No.**  
**35234** Chrome

**BOLTS FOR FACE PLATE**

- Chrome-plated brass
  - Sold & priced per bag of 100
- 35267** 1 1/2" x 1/4-20 thread

- Coarse thread - 1 1/8" diameter  
11 1/2 threads per inch
- Tapped 5/16"

**Part No.**  
**35235** Chrome

**BASKET STRAINERS**

- Chrome Plated solid brass body & stainless steel basket
  - Fits sink with 3 1/2" - 4" opening
  - Fixed, chrome plated metal post
  - Brass slip-joint nut
- 30002** Brass body strainer

**TIP-TOE STYLE DRAIN WITH GASKET**

- A.B.S. Body
- Chrome plated finish

**Part No.**  
**35227** 5/16" thread  
**35229** 3/8" thread

**JUNIOR DUO - STAINLESS STEEL**

- Stainless steel body & basket
  - Fits sink with 1 7/8" - 2 1/4" opening
  - 1 1/2" Basket
  - 2 1/2" Standard shank
- Part No.**  
**30035** Die cast nut

**TRIP LEVER DRAIN W/WASHER**

- Brass body - stainless steel grid
- Tapped 10/24

**Part No.**  
**35269** 1 1/2 x 11.5 coarse thread  
**35268** 1 1/8 x 16 fine thread

**PUSH & PULL BATH DRAIN**

- 1 1/4" Fine thread
- Chrome-plated brass body
- 3/8" Brass Stem

**Part No.**  
**35254** Strainer Body & Stopper

**FLIP-IT STOPPERS**

- Flip-it stopper with "O" rings
- Part No.**  
**35249** Chrome-Plated  
For Bath Drains


**SNAP & PRESS STYLE STOPPER**

- Fits Casper\*
- ABS Construction
- Chrome-plated finish
- Snap & press style with rubber seal


**Part No.**  
**35240** 3/8" Brass Stem  
**35242** 5/16" Brass Stem



**NO CAULK SHOWER DRAIN W/ WRENCH**

- ABS**
- 
- PVC**
- Sch. 40 PVC or ABS
  - Stainless or Plastic strainer
  - Includes locking wrench
  - Installs to pipe from above shower drain
- 2"

**Part No.****15308** PVC - Stainless Grid**15312** ABS - Stainless Grid**NO CAULK SHOWER DRAIN**

- 
- Sch. 40 PVC DWV
  - Snap in Stainless or Plastic strainer
  - Push-on, no-caulk gasket
  - Locknut tightens from underside
- 2"

**Part No.****15305** PVC - Stainless Grid**15303** PVC - Plastic Grid**NO CAULK BRASS SHOWER DRAIN**

- 
- Brass
  - Stainless Steel strainer
  - Includes locking wrench
  - Installs to pipe from above shower drain
- 2"

**Part No.****15306** PVC - Stainless Grid**2" X 3" GENERAL PURPOSE DRAIN**

- 
- PVC
  - Stainless Steel strainer
  - Solvent Weld


**Part No.****15319** PVC - Stainless Grid**SOLVENT WELD SHOWER DRAIN**

- 
- 2" Sch. 40 PVC DWV
  - Stainless Steel strainer
  - Solvent weld

**Part No.****15309** PVC - Stainless Grid**DROP-IN SHOWER DRAIN**

- 
- 15314
- 15316
- 2" Solvent weld
  - Stainless steel snap-in strainer
  - Drain body drops through shower base
  - Locknut tightens from underside

**Part No.****15314** PVC - Stainless Grid**15316** ABS - Stainless Grid**45 DEGREE SHOWER DRAIN**

- 
- When the installation depth is restricted
  - Designed with a 45 degree discharge
  - HUB connection
  - No screws required to secure cover

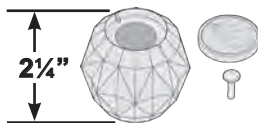
**Part No.****73019** 2"/1½"**BRASS IPS SHOWER DRAIN**

- 
- Brass Body
  - Stainless Steel grid
  - IPS Connection

**Part No.****15315** 1½" IPS**15317** 2" IPS**3" X 4" GENERAL PURPOSE DRAIN**

- 
- 15322
- 15324
- Stainless Steel strainer
  - Solvent Weld

**Part No.****15322** PVC - Stainless Grid**15324** ABS - Stainless Grid

**DIAMOND SOCKET**

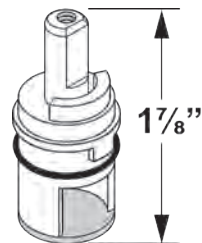
- For single handle tub & shower

**Part No.**

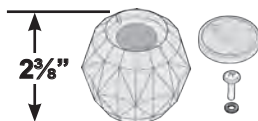
**32137** Handle 2 1/4" with 1 Button & 1 Screw

**WASHERLESS CARTRIDGES**

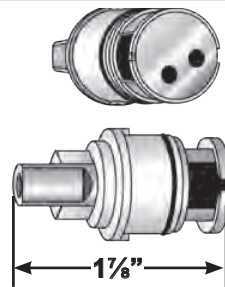
- Fits Delta, Delex & Peerless
- "D" broach
- **Plastic Stem, Stainless Steel seat**
- Use with 32119 spring & seal kit (old style long spring)

**Part No.**

**32125** Hot or Cold w Plastic Stem

**OFFSET DIAMOND SOCKET**

- Fits EZ-FLO washerless acrylic 2 handle faucets.
- Fits Delta "D" broach washerless faucets
- **Brass Stem, Stainless Steel seat**
- Use with 32117 spring & seal kit (new style short spring)

**Part No.**

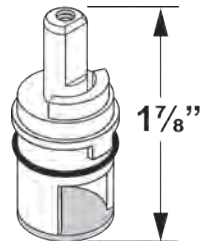
**32138** Handle 2 3/8" with 1 Button & 1 Screw

**Part No.**

**30237LF** Hot or Cold w Brass Stem

**STANDARD CRYSTAL OFFSET HANDLE INDEX BUTTON**

- Fits Delta, Delex & Peerless
- "D" broach
- **Plastic Stem, Stainless Steel seat**
- Use with 32117 spring & seal kit (new style short spring)

**Part No.**

**31053** Pair of 2 - Fits Delta after 1991

**Part No.**

**32126** Hot or Cold w Plastic Stem

**ACRYLIC HANDLE FOR 2 HANDLE FAUCET****Part No.**

**32145** Handle 1 5/8" with 2 Buttons & 1 Screw

**SPRING & SEAL KITS****Part No.**

**32119** Long Spring (Old Style) 4 Pieces

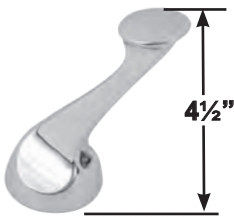
**Part No.**

**32117** Short Spring (New Style) 4 Pieces





## SINGLE LEVER



- Fits Delta
- 12 point broach
- Chrome

**Part No.**  
**32139**

Delta/Peerless  
kitchen - 4 1/2"

## REPLACEMENT BALLS



**32101**



**32109**



**32112**

**Part No.**

**32101LF** Brass for Single Lever

**32109LF** Brass - Acrylic Handle

**32112** Stainless Steel for Single Lever

## EURO STYLE LOOP

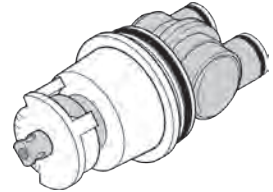


- Fits Delta/EZ-FLO
- for "D" broach single lever kitchen faucet
- Chrome

**Part No.**  
**30242** Loop Style

## PRESSURE BALANCE CARTRIDGE

- Fits Delta Monitor pressure balance tub & shower valves
- Complete assembly



**Part No.**  
**61064** Complete Assembly

## ANTI-SCALD CARTRIDGE

- Fits Delta pressure balance tub & shower valves
- "D" broach
- Plastic cartridge
- 2 1/8"



**Part No.**  
**32161** Complete Assembly

## SINGLE HANDLE REPAIR KIT




**Part No.**  
**32121** 17 Piece Repair Kit  
Includes 2 Cams - Heart & Slotted

## POP-UP

- Fits Delta & Peerless
- ABS with stainless steel trim
- 5" long X 1 3/8" diameter

**Part No.**  
**32191** Plastic  
5" long X 1 3/8" dia.



**Gerber****POP-UP PLUNGER**

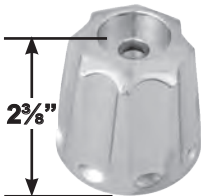
- ABS with stainless steel trim

**Part No.**

**30431** 4 1/8" x 1 1/4" Dia.

**Gerber****BRASS SEAT****Part No.**

**32501LF** 5/8-20 Thread  
27/64" High

**CHROME PLATED HANDLE**

2 3/8"



- Short sockets
- 16 point broach
- With screw & acrylic button
- Fits Gerber
- Chrome

**Part No.**

**32531**

Hot

**32533**

Cold


**32535**

Diverter

- 16 point broach
- Fits Gerber
- Fits 3 valve w/diverter

**Part No.**


**32515** Diverter



- 16 point broach
- Fits Gerber
- Fits tub & shower valves

**Part No.**

**32517** Hot or Cold

**CHROME PLATED - LONG SOCKET**

2 3/8"

- Short sockets
- 16 point broach
- With screw & acrylic button
- Chrome


**Part No.**

**32541** Hot


**32543** Cold

**TUB & SHOWER REBUILD KIT**

- 3 Chrome-plated handles & screws
- 2 brass tub/shower stems (16 point broach)
- 1 brass diverter stem (16 point broach)
- 3 escutcheon flanges & sleeves
- 3 brass seats

**Part No.**

**60274** Kit

**BRASS REPLACEMENT STEM**

1 13/32"

- 16 point broach
- Fits kitchen & lavatory faucets
- New Style
- Fits Gerber

**Part No.**

**32511LF**

Hot

**32513LF**

Cold


**Kohler**

- 19 point broach
- Fits Kohler
- Fits Valvet

**Part No.**

**32824LF** Hot

**32825LF** Cold

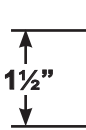


**Kohler****REPLACEMENT BUTTON**

- Fits 32830 & 32833 - acrylic



**Part No.**  
**32831** "H" Button Only  
**32832** "C" Button Only

**4 BLADE HANDLE**

- Kitchen & lavatory
- 16 point broach
- Chrome-plated metal
- Includes 1 handle, 2 buttons & screw

**Part No.**  
**32830** Hot or Cold



- Tub & Shower
- 16 point broach
- Chrome-plated metal
- Includes 1 handle, 2 buttons & screw

**Part No.**  
**32833** Hot or Cold

**Mixet****ACRYLIC VOLUME CONTROL KNOB**

- Fits \*Mixet



**Part No.**  
**32808** Smoke  
**32809** Clear

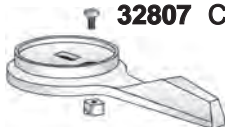
**TEMPERATURE CONTROL LEVER**

- Fits \*Mixet Single control shower valve
- Includes insert & screw



**Part No.**  
**32805** Smoke  
**32806** Clear

- Fits \*Mixet
- Part No.**  
**32807** Chrome-plated plastic

**Mixet****CARTRIDGE, STEM & BONNET**

- Cartridge, stem & bonnet
- Chrome-plated metal bonnet
- Fits \*Mixet, models since 1968
- Made in Japan
- 4½" length

**Part No.**  
**32813** Brass Base

**Moen****CARTRIDGE**

- Washerless cartridge
- Fits single handle faucets

**Part No.**  
**32301LF** Brass made in Japan



- Washerless cartridge
- OEM quality
- Fits single handle faucets

**Part No.**  
**32308LF** Plastic Body made in Japan

- Washerless cartridge
- Fits 2-handle faucets
- Plastic

**Part No.**  
**32309** Plastic



- Washerless cartridge with tool
- Tub & Shower
- Brass OEM #1200

**Part No.**  
**31038** Brass



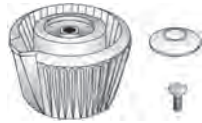
- Posi Temp Cartridge
- Plastic
- OEM #1222

**Part No.**  
**31039** Posi Temp



**Moen****SINGLE CONTROL HANDLE - WITH SCREW****Part No.**

**32325** Short Socket  
Kitchen & Lavatory



**32327** Long Socket  
Kitchen & Lavatory

**32323** Long Socket  
Tub & Shower

**SINGLE LEVER HANDLE - NEW STYLE****Part No.**

**32316** Long Socket & Cap

**ACRYLIC - FAUCET, TUB & SHOWER**

- Includes: 1 handle, 2 buttons, 2 screws, 1 short, and 1 long
- Fits Moen two handle
- 2" high

**Part No.**

**32317** Handle w/button and screws

**POP-UP PLUNGER**

- ABS with stainless steel trim

**Part No.**

**32351** 4" x 1-5/16" Dia.

**Nibco****ACRYLIC HANDLE - KITCHEN & LAVATORY**

- 17 point broach
- Includes 1 handle, 2 buttons & screw
- Also fits \*Lifetime & \*Streamway
- Non-metallic faucets

**Part No.**

**32852** Hot or Cold

**Price Pfister****POP-UP REPLACEMENT PARTS****Part No.**

**30383** ABS Pug With  
Stainless Steel Trim  
3 5/8" x 1 1/4" Diameter

**8" TUBULAR BRASS SPOUT**

- For 8" kitchen deck faucet

**Part No.**

**30205LF** Tubular Brass

**REPLACEMENT STEM**

- 12 point broach
- Includes nylon washer
- Fits compression 2 handle faucets
- Brass

**Part No.**

**30251LF** Hot or Cold



- Includes rubber cord packing
- Fits compression tub & shower valves

**Part No.**

**30253** Hot or Cold

**Part No.**

**30255** Diverter

**ESCUTCHEON NIPPLE**

- Nylon
- Fits \*Price Pfister and others

**Part No.**

**30327** 2 1/32 - 18 Thread  
x 2 3/4" Length





## Price Pfister

## POP-UP REPLACEMENT PARTS

Part No.

30386 Ball Crank &amp; Nut



30396 Rod Strap



30397 Rod



## DIVERTER WASHER

- OEM #950-040

Part No.

31036 Diverter Washer



## TUB &amp; SHOWER FLANGE

- 2 $\frac{3}{4}$ " OD x 13/16" ID
- Metal construction
- 21/32 - 18 thread


Part No.

30321 Chrome-Plated

30325 Chrome-Plated  
Metal Oval Flange Only

## TUB &amp; SHOWER REBUILD KIT

- 1 chrome plated canopy diverter handle (12 point broach w/screw & button)
- 2 brass tub/shower stems (12 point broach)
- 1 brass diverter stem (12 point broach)
  - 3 escutcheon nipples
  - Chrome

Part No.

60268 Kit

## Price Pfister

- 4 grip 1 $\frac{1}{8}$ " high
- 12 point broach w/screw
- Chrome-plated metal
- Kitchen & Lavatory

Part No.

30273 Hot

30275 Cold



## Sayco

## 3 POINT STYLE

- 16 point broach
- Chrome-plated metal
- Includes: 1 handle, 2 buttons & screw

Part No.

32632 Hot or Cold



- 16 point broach
- Chrome-plated metal
- Includes: 1 handle, 1button & screw

32631 Hot - Kitchen or Lav.

32633 Cold - Kitchen or Lav.



- 16 point broach
- Chrome-plated metal
- Includes: 1 handle, 1button & screw

32641 Hot

32643 Cold

32644 Diverter

32651 Hot Button Only

32653 Cold Button Only

32655 Diverter Button Only



## REPLACEMENT STEM

- Fits compression 2 handle faucets

32611LF Hot

32613LF Cold



- Fits compression tub & shower valve

32617 Hot

32619 Cold



## ESCUTCHEON SLEEVE

- Chrome-plated metal
- 32683 2-15/16" x 1 $\frac{1}{8}$ "  
OD x 1 $\frac{1}{4}$ " OD



## TUB &amp; SHOWER FLANGE

- Chrome-plated metal
  - Plastic sleeve
- 32680 2 $\frac{3}{4}$ " Dia. x 1 $\frac{1}{4}$ " ID
- 32681 1 $\frac{1}{4}$ " ID - Oval



**Sterling****REPLACEMENT BRASS STEM****Part No.**

- Fits tub & shower valve
- 32421** Hot or Cold

**32423** Diverter**TUB & SHOWER HANDLE**

- OEM # ESC20CP

**Part No.****31025** Handle**HANDLES**

- 16 point broach
- Chrome-plated metal

**Tub & Shower****32405** Hot**32407** Cold**Union Brass****HANDLE - KITCHEN & SHOWER**

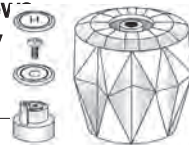
- 18 point broach with screw
- Chrome-plated metal

**Part No.****32915** Hot**32916** Cold**BRASS FLANGE NIPPLE**

- Rough brass

**Part No.****32919** 1 1/8" x 9/16" OD**Valley****HANDLES**

- 1 handle, 2 buttons and screw

**Kitchen & Lavatory****Part No.****32844** Hot or Cold**LEVER HANDLE****Part No.****32843** Chrome-Plated Metal**REPLACEMENT CARTRIDGE****Part No.****32842** Cartridge OEM V1112**32848** Repair Kit for V1112

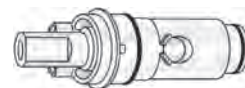
- Washerless cartridge
- Fits 2 handle faucets

**Part No.****32841** Plastic

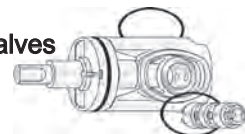
- Washerless cartridge • Plastic
- Fits single handle kitchen & lavatory faucets

**Part No.****32837LF** w/o Spray  
Diverter

- Washerless cartridge
- Roman tub, 2 handle bath/shower & widespread faucets

**Part No.****32839** Cartridge

- Washerless cartridge
- Fits pressure balance valves

**Part No.****32854** Cartridge

**FAUCET AERATOR**

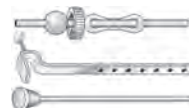
- Dual thread aerator with male or female threads
- 15/16" - 27 Male
- 55/64" - 27 Female
- Chrome-plated

**Part No.****30151LF** 2.0 GPM**Low Flow****30292LF** 0.5 GPM**30293LF** 1.5 GPM**UNIVERSAL STOPPER**

- Fits \*Central Brass, \*Eljer, \*EZ-FLO, \*Streamway & many others
- 4½" x 1¾" diameter

**Part No.****30401** Stainless Steel Trim**POP-UP REPLACEMENT PARTS**

- 3 piece set includes rod strap, ball crank & nut, chrome-plated flange

**Part No.****30381** 3 Piece Set**Part No.****30155LF** 55/64" - 27 Chrome

- Female thread aerator • 2.0 GPM
- Use on spouts w/male threads

**FAUCET INSTALLATION KITS**

- 6 piece set includes 2 ea.: 1/2" PVC locknut, faucet rosette & rubber washer

**Part No.****30196** For Faucets with 1/2" IPS Connections

- Male thread aerator • 2.0 GPM
- Use on spouts w/female threads

**Part No.****30159LF** 13/16" - 27 Chrome**KITCHEN FAUCET HOSE & SPRAY****Part No.****30171** Black Spray head With Hose & Guide**30173** Black Spray Head Only**30175** White Spray Head Only**EURO-STYLE LEVER HANDLE**

Fits EZ-FLO faucets

- For single-lever lavatory and tub & shower
- Also fit \*Delta
- Chrome-plated

**Part No.****30265** Loop Style**MIRROR FINISH FAUCET HOLE COVERS**

- Eases conversion of behind-the-wall faucets
- 1/8 inch Mirror Acrylic

**Part No.****34041** for Single Hole**34043** for 3 Hole**WASHERLESS CARTRIDGES**

- "D" broach
- Brass stem, stainless steel seat

**Part No.****30237LF** Hot or Cold**HANDLE & BIBB SCREW**

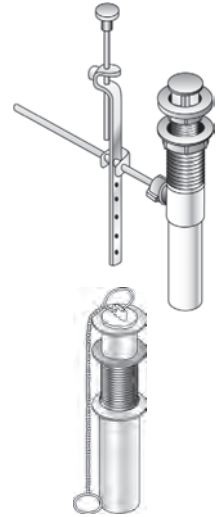
- Bibb screw - Phillips head brass
- Priced per 100 pack

**Part No.****32951** 8-32 x 3/8"

- Pop-up Assembly
- Easily installed with most faucets
- Chrome body & trim
- High quality plated brass

**Part No.****10907** Chrome ABS Body Pop-up**10908** Grey body ABS with stainless steel flange**Heavy-Duty OEM Quality Brass Pop-ups**

- Heavy pattern casting
- Heavy-gauge linkage, a premium product
- Chrome-plated body and trim

**Part No.****10901** 22-gauge high quality plated brass construction**10902** 17-gauge heavy pattern brass casting, solid brass nuts**One Piece Brass Pop-up Assembly**

- Chrome plated brass - 24 gauge
- 1 1/4" x 5" one piece
- Rubber stopper with beaded chain

**Part No.****35074** 24-gauge chrome plated brass w/ brass locknut**GARBAGE DISPOSER STOPPERS**

- Black plastic

**Part No.****30097** Fits \*Whirlaway

- Black plastic

**Part No.****30098** Fits \*IN-SINK-ERATOR

- Ivory

**Part No.****30099** Flat- With Chrome Knob

- White Rubber

**Part No.****30101** Molded Handle

- White Rubber

**Part No.****30105** 5" Flat - Kitchen & Tub**GARBAGE DISPOSER SPLASH GUARD****Part No.****30102** Splash Guard - Fits \*IN-SINK-ERATOR Guard**30103** Splash Guard - Universal**SINK DISPOSER STRAINER****Part No.****30093** White PVC**FIT-ALL STOPPER - 1" TO 1 3/8"**

- White rubber

**Part No.****30107** 1" - 1 3/8"

- White rubber

**Part No.****30109** 1 1/2" - 2"**GARBAGE DISPOSER HUSH CUSHION**

- Rubber

**30125** Fits \*IN-SINK-ERATOR & Universal Sizes**FAUCET HOLE COVER****Part No.**

- Chrome-plated

**30131** 1 3/4"**30133** 2"

- Chrome-plated • Snap-in type

**30137** 1 3/8"**30139** 1 1/2"



**DUO BASKET - SS**

- Stainless steel body 304 - stainless steel stick post basket
- Fits sink with 3½" - 4" opening
- 4½" flange

**Part No.****30001** With Die Cast Slip Joint Nut**DUO BASKET - SS CLAD ABS**

- ABS body - stainless steel stick post basket
- Fits sink with 3½" - 4" opening
- 4½" flange

**Part No.****30005** Stick Post**DUO BASKET - WHITE ABS**

- White ABS body - white ABS basket
- Fits sink with 3½" - 4" opening
- 4½" flange

**Part No.****30006** Stick Post**EZ CONNECT TYPE - SS**

- Stainless steel body - stainless basket
- Fits sink with 3½" - 4" opening
- 4½" flange
- 3-bolt flange installation

**Part No.****30013** With Die Cast Slip Joint Nut**DOUBLE CUP - SS**

- Stainless steel body 304 - stainless basket
- Fits sink with 3½" - 4" opening
- 4½" flange

**Part No.****30017** Standard Shank**SPIN & SEAL - CAST BRASS**

- Chrome-plated solid brass body - brass basket
- Fits sink with 3½" - 4" opening
- 4½" flange

**Part No.****30021** Brass Post**FLAT TOP STRAINER - SS**

- Stainless steel 304
- Fits sinks with 3½" to 4" openings
- 4½" flange

**Part No.****30031** Die-Cast Nut**JUNIOR DUO - SS**

- Chrome-plated brass body - stainless steel basket
- Fits sink with 1½" - 2¼" opening

**Part No.****30037** Extended Shank - 3" Long**LAUNDRY TRAY PLUG**

- Fits sink with 1½" - 2¼" opening
- 2½" flange
- Rubber stopper

**Part No.****30041** Stainless Steel Body**FLAT TOP STRAINER - SS**

- Stainless steel 304
- Fits sinks with 1½" to 2¼" openings
- 2½" flange

**Part No.****30043** Die-Cast Nuts**REPLACEMENT BASKET - SS**

- 3½" diameter
- Flat bottom

**Part No.****30051** Rubber Bottom**30053** Replacement Basket

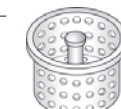
- Rubber bottom - fits \*Sterling
- 30057** Rubber Pronged Bottom

**REPLACEMENT STRAINER**

- Crumb cup - stainless steel

**Part No.****30061** 1" Basin**30063** 1½" Sink

- Crumb cup with post - stainless steel

**30065** 1½" Sink With Post**3 PRONG DRAIN STRAINER****Part No.****30071** 1½"**30073** 1¾"**BATH DRAIN STRAINER****Part No.****30091** White PVC**RUBBER GASKET**

- Fits 4½" kitchen sink strainer

**Part No.****36331** 4¾" OD x 3½" ID  
x 3/32"

**BATH STRAINER**

- Chrome plated



**Part No.**  
**35261** Universal Type

**TUB SHOE STRAINER**

- Domed bath drain strainer



**Part No.**  
**35271** Fits \*Gerber  
With 10/24 x 1 1/4" Screw

**200 PIECE O-RING KIT**

**Part No.**  
**36131** 12 Sizes In  
Compartment Box

**OVERFLOW GASKET**

- Sponge rubber

**Part No.**  
**36305** 2 1/8" ID x 3-5/16" OD  
Beveled From 3/16" To  
9/16"

**36307** Fits \*Price Pfister And Old  
Model \*Sayco



EASTMAN.

## SUPPLY LINES

EASTMAN.

# For Faucet Installation

**SS - 1/2" IPS X 3/8" IPS**

- Brass inserts and brass nuts

**Part No.**      **Length**

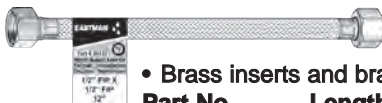
**48003**            12"

**48004**            16"

**48005**            20"

**48006**            24"

**48007**            30"

**VINYL - 1/2" IPS X 1/2" IPS**

- Brass inserts and brass nuts

**Part No.**      **Length**

**48133**            16"

**48134**            20"

**48135**            24"

**VINYL - 1/2" IPS X 3/8" COMP.**

- Brass inserts and brass nuts

**Part No.**      **Length**

**48130**            12"

**48131**            16"

**48132**            20"

**48127**            24"

**48128**            30"

**Stainless Steel - 3/8" COMP. X 3/8" COMP.**

- Brass barsbs
- Nickle Plated Brass Nuts

**Part No.**      **Length**

**48073**            12"

**48075**            20"

**48076**            24"

**48032**            30"

**VINYL - 3/8" FLARE X 1/2" IPS**

- Brass inserts and brass nuts

**Part No.**      **Length**

**48723**            12"

**48724**            20"

**SS - 3/8" FLARE X 1/2" IPS**

- Brass inserts and brass nuts

**Part No.**      **Length**

**48047**            20"

# For Toilet Installation

- For water closet installation
- High impact plastic ballcock nut
- Brass barbs

## VINYL - 1/2" IPS X 7/8" B/C NUT



- Nickel plated brass F.I.P. nut

<u>Part No.</u>	<u>Length</u>
<b>48959</b>	<b>16"</b>
<b>48960</b>	<b>20"</b>

## VINYL - 3/8" COMP. X 7/8" B/C NUT



- Nickel plated brass compression nut

<u>Part No.</u>	<u>Length</u>
<b>48145</b>	<b>12"</b>
<b>48170</b>	<b>16"</b>
<b>48175</b>	<b>20"</b>

## VINYL - 1/2" COMP. X 7/8" B/C NUT



- Nickel plated brass compression nut

<u>Part No.</u>	<u>Length</u>
<b>48179</b>	<b>12"</b>

- For water closet installation
- Brass barbs
- Brass compression nut
- High impact plastic ballcock nut

## VINYL - 3/8" FLARE X 7/8" B/C NUT



<u>Part No.</u>	<u>Length</u>
<b>48183</b>	<b>12"</b>

## VINYL - 1/2" FLARE X 7/8" B/C NUT



<u>Part No.</u>	<u>Length</u>
<b>48973</b>	<b>12"</b>

## SS - 3/8" COMP. X 7/8" B/C NUT



- High Impact Plastic ballcock nut

<b>48087</b>	<b>9"</b>
<b>48088</b>	<b>12"</b>
<b>48089</b>	<b>16"</b>
<b>48090</b>	<b>20"</b>

## PEX SUPPLY LINE - 3/8"



<u>Part No.</u>	<u>Length</u>
<b>25348</b>	<b>12" - Toilet Installation</b>
<b>25350</b>	<b>20" - Toilet Installation</b>
<b>25342</b>	<b>20" - Faucet Installation</b>
<b>25344</b>	<b>30" - Faucet Installation</b>

# TOILETS - TOILET REPAIR PARTS

## ADA ELONGATED TOILET - IN - A - BOX



- Elongated ADA Two Piece Toilet
- 16½" ADA Height Tank
  - 1.28 gpf High Efficiency Toilet
  - EPA WATERSENSE HET LISTED
  - 12" Rough-in
  - 3" Flush Valve
  - Right Hand Trip Lever Available
  - UPC Listed

**Part No Description**  
**T3511 Elongated Bowl**

## ELONGATED 2-PIECE TOILET - IN - A - BOX



- Elongated Two Piece Toilet
- 1.28 gpf High Efficiency Toilet
  - EPA WATERSENSE HET LISTED
  - 12" Rough-in
  - 3" Flush Valve
  - UPC Listed
  - Includes Tank, Bowl, Seat, Wax Ring
  - White w/Matching White Handle

**Part No Description**  
**T3512 Elongated Bowl**

## ROUND 2-PIECE TOILET - IN - A - BOX

Finish: White - Individually Boxed

- 1.28 gpf High Efficiency Toilet
- EPA WATERSENSE HET LISTED
- 12" Rough-in
- 3" Flush Valve
- UPC Listed
- Includes Tank, Bowl, Seat, Wax Ring, Hardware
- White w/Matching White Handle



**Part No Description**  
**T3513 Round Bowl**

## TOILET WEDGE



- Packed & priced 8/bag
- Part No Description**  
**31001 Hard**  
**31002 Soft**

## TOILET TANK REPAIR VALVE

- Adjustable 8" - 13"
- Easy No Tool Installation
- Anti-Siphon Valve
- UPC/CSA/ASSE approved and certified
- Use to replace Fluidmaster 400A & many others

**5 YEAR WARRANTY**



**Part No Description**  
**40202 Repair Valve**

## BIGFOOT COVER PLATE



Covers stained or damaged floor when converting to a 1.6 gpm toilet.  
**31003**

EZ-FLO

# TOILET SEATS

EZ-FLO



- 5 YEAR WARRANTY
- Closed front
- Corrosion free nylon hinge posts
- Stylishly contoured

## REGULAR ROUND BOWL

Part No.	Description	Color
65901	Durable Plastic	White
65905	Enameled wood composition	White



## REGULAR ELONGATED BOWL

Part No.	Description	Color
65903	Durable Plastic	White
65907	Enameled wood composition	White

## COMMERCIAL GRADE

- Open front
- Heavy weight solid plastic

Part No.	Description
65912	Round w/o cover - external check hinge w ss post
65913	Elongated w/o cover - external check hinge w ss post
65914	Elongated w/o cover - corrosion proof nuts & bolts



**CLOSET BOLTS**

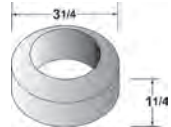
- Nickel plated open end nut
- Nickel plated washer
- Plastic captive washer
- Sold, priced & poly-bagged by the pair

**Part No.**

<b>40018</b>	5/16" x 2 1/4" - Brass
<b>40019</b>	1/4" x 2 1/4" - Brass
<b>40030</b>	5/16" x 3 1/2" - Brass
<b>40026</b>	5/16" x 2 1/4" - Break Off
<b>40022</b>	1/4" x 3 1/2" - Brass
<b>40020</b>	1/4" x 2 1/4" - Break Off
<b>40024</b>	1/4" x 2 1/4" - Brass Plated
<b>40025</b>	1/4" x 3 1/2" - Brass Plated

**TANK TO BOWL GASKET**

- Used on flush valve to seal tank to bowl connection
- Beveled sponge rubber

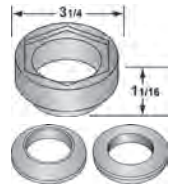
**Part No.**

<b>36255</b>	Fits *Gerber
<b>36256</b>	Fits *American Standard, *Kohler, *Western Pottery & *Briggs

- Recessed molded rubber

**Part No.**

<b>36257</b>	Fits *Kohler & *American Standard
<b>36259</b>	Fits Eljer

**TANK TO BOWL BOLTS**

- Complete with washers
- Round head bolts
- Sold, priced & poly-bagged by the pair
- 5/16" x 3"

**Part No.**

<b>40041</b>	Brass w/round head bolt
<b>40047</b>	Brass Plated w/round head
<b>40043</b>	Brass w/flat head bolt

**WAX RINGS 4"**

- For setting most floor mounted toilets

**40143** Ring Only



**40144** Wax ring w/ flange 4" x 3"

**CLOSET BOLT SET**

- Nickel plated open end nut
- Nickel plated washer
- Plastic captive washer

**Part No.**

<b>40028</b>	5/16" x 2 1/4" Brass Plated
--------------	-----------------------------

**ADJ. TANK TO BOWL BOLT SET**

- Complete with nuts and washer
- Adjustable
- Used to accommodate offset bolt hole patterns

**Part No.**

<b>40045</b>	Brass
--------------	-------

**NYLON CLOSET BOLT SET**

- 100% Corrosion proof
- Designed for smoother, faster threading
- Unique bolt base preloads into any flange and eliminates the need to double nut
- Resists damaging china due to overtightening
- Priced and sold per pair

**Part No.**

<b>40210</b>	2 1/2" Nylon Bolts
<b>40211</b>	3 1/2" Nylon Bolts

**CLOSET FLANGE - 4"**

- Used for repair or replacement

**Part No.**

<b>40015</b>	Brass
--------------	-------

**PVC WITH ADJUSTABLE METAL RING**

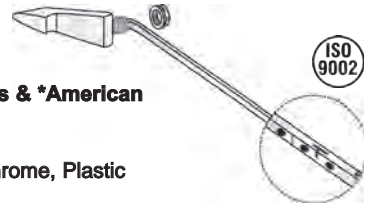
- Schedule 40 P.V.C.
- 85695** 4" x 3" Hub



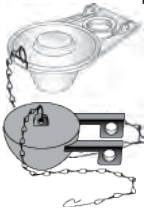
- Schedule 40 P.V.C.
  - Fits 3" or 4"
  - Standard pattern
  - Without stop or knocker
- 40012** 4" x 3" Hub

**FLUSH VALVE - \*DOUGLAS TYPE**

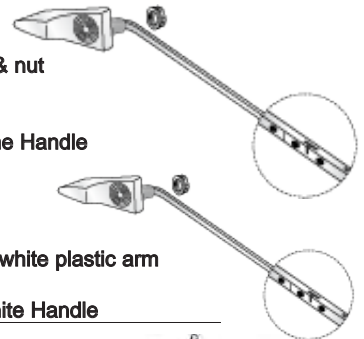
- Includes locknut & washer
- Part No.**  
**40053** Non-Metallic Valve  
 With Flapper & Chain

**4 1/4" PLASTIC ARM**

- Fits \*Eljer, \*Briggs & \*American Standard
- Part No.**  
**40055** Plastic, Chrome, Plastic

**TOILET TANK FLAPPER**

- Universal 3-way Fit-all style
  - Stainless steel chain & hook
- Part No.**  
**40073** Cut off type trundle
- Fits \*Kohler
- 40076** With Stainless Steel Chain/Hook

**8 1/2" TOILET TANK LEVERS**

- Universal fit
  - White finish
  - White plastic arm & nut
- Part No.**  
**40057** 8 1/2" Chrome Handle

**TOUCH FLUSH VALVE**

- Fits \*Eljer
- Rubber float
- Includes chrome plated flush handle

**Part No.**  
**40079** Flush valve unit

- Universal fit - with white plastic arm
- Part No.**  
**40058** Plastic, White Handle

**TILT VALVE ACTUATING UNIT**

- Fits \*American Standard
- New style low unit

**Part No.**  
**40220** New style low unit

- Chrome Brass Handle
  - Heavy duty arm with external adj.
  - Fits \*Kohler
- 40061** Brass Nut

- Fits \*Eljer
  - Side mount
  - Chrome finish
  - Metal handle, plastic nut
- 40063** 9 1/2" Brass Arm

**BALLCOCK REPAIR KIT**

- Part No.**
- Fits \*Fluidmaster
  - Sold & priced per bag of 100
- 40225** Seal, Fits #100,  
 #200 Ballcocks

- 8 1/2" Arm
- Heavy duty universal fit
- Metal handle

- 40064** Brass Arm & Nut
- 40065** Brass Plated Arm  
 Plastic Nut
- 40066** Brass Plated Arm &  
 Metal Nut

- 40067** Brass Arm &  
 Metal Nut
- Fits \*Eljer, \*Briggs & \*American Standard
  - Metal handle and nut
- 40069** 5 1/2" Brass Arm

**4 1/2" SIDE MOUNT BRASS ARM**

**Part No.**  
**14307** Polished Brass Handle  
 Metal Nut

- Fits \*Kohler
- 40070** Plastic, Chrome, Plastic

## 1/4 TURN ANGLE STOP VALVE

**Part No.**

<b>10731LF</b>	3/8" IP x 3/8" OD
----------------	-------------------

<b>10732LF</b>	1/4" IP x 1/2" OD
----------------	-------------------

<b>10733LF</b>	1/2" IP x 3/8" OD
----------------	-------------------

<b>10738LF</b>	5/8" OD x 3/8" OD
----------------	-------------------

<b>10739LF</b>	5/8" OD x 1/2" OD
----------------	-------------------

## STRAIGHT STOP VALVE

**Part No.**

<b>10754LF</b>	3/8" OD x 3/8" OD
----------------	-------------------

<b>10755LF</b>	3/8" OD x 1/2" OD
----------------	-------------------

## ANGLE STOP VALVE

**Part No.**

<b>04338LF</b>	1/2" IPS x 1/2" OD
----------------	--------------------

<b>04328LF</b>	1/2" IPS x 1/2" or 7/16" S/J
----------------	------------------------------

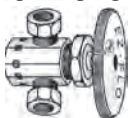
<b>04387LF</b>	1/2" Sweat x 3/8" OD
----------------	----------------------

<b>04348LF</b>	5/8" OD x 3/8" OD
----------------	-------------------

<b>04358LF</b>	5/8" OD x 1/2" OD
----------------	-------------------

<b>04356LF</b>	5/8" OD x 1/2" or 7/16" S/J
----------------	-----------------------------

## 3-WAY ANGLE STOP VALVE

**Part No.**

<b>04326LF</b>	1/2" IPS x 3/8" OD x 3/8" OD
----------------	------------------------------

## STRAIGHT STOP VALVE

**Part No.**

<b>04385LF</b>	1/2" Sweat x 3/8" OD
----------------	----------------------



## 3-WAY STOP VALVE - 1/4 TURN

- Dual Outlet
- Teflon Seats
- Forged brass body
- Brass ball

## COMPRESSION INLET

<b>48652LF</b>	3/8"OD x 3/8"OD x 5/8"OD
----------------	--------------------------

<b>48654LF</b>	3/8"OD x 1/4"OD x 5/8"OD
----------------	--------------------------

## H/D FULL PORT BALL VALVE



- Forged brass construction
- Stamped steel handle with vinyl grip



- 1/4 turn operation
- Full port
- Teflon seal
- 150 PSI - 600 WOG

**Part No.**

<b>20043LF*</b>	3/8" IPS
-----------------	----------

<b>20045LF *</b>	1/2" IPS
------------------	----------

<b>20047LF *</b>	3/4" IPS
------------------	----------

<b>20049LF *</b>	1" IPS
------------------	--------

<b>20051LF*</b>	1 1/4" IPS
-----------------	------------

<b>20053LF*</b>	1 1/2" IPS
-----------------	------------

<b>20055LF*</b>	2" IPS
-----------------	--------

<b>20061LF</b>	1/2" CxC
----------------	----------

<b>20063LF</b>	3/4" CxC
----------------	----------

<b>20065LF</b>	1" CxC
----------------	--------

\*CSA approved

## STD. PORT BALL VALVE COMP.

- Forged construction
- 125 PSI - 400 WOG
- Stamped steel handle w/ vinyl grip
- 1/4 turn operation
- Standard port
- Teflon seal

**Part No.**

<b>20096LF</b>	1/2" Comp. X Comp.
----------------	--------------------

<b>20097LF</b>	3/4" Comp. X Comp.
----------------	--------------------

**SS PIPE REPAIR CLAMP - 3"**

- 301 stainless steel shield
- Galvanized malleable iron lugs
- Plated long neck carriage bolt & nut
- High content neoprene gasket

<u>Part No.</u>	<u>Size</u>
45181	1/2" IPS
45183	3/4" IPS
45185	1" IPS
45187	1 1/4" IPS
45189	1 1/2" IPS
45191	2" IPS

**TEST CAP WITH SS CLAMP**

Part No.  
43451

Dia.  
1 1/2"

**FLOOR DRAIN COVER**

- Stainless steel cover

Part No.

43470 For 2" Pipe - 3" OD

43471 For 3" Pipe - 4" OD

43472 For 4" Pipe - 5" OD

**COMPRESSION COUPLING**

- Brass 3" short pattern - 125 PSI

Part No.

20521LF IPS: 3/8" - Copper: 1/2"

20523LF IPS: 1/2" - Copper: 3/4"

20525LF IPS: 3/4" - Copper: 1"

**SEWER RELIEF VALVE**

Part No.

43507

Dia.

3"

43509

3 1/2"

43511

4"

**NO-HUB COUPLING**

- Stainless steel band and clamps

Part No.

43401

Size

1 1/2"

43403

2"

43405

3"

43407

4"

**TEST PLUG**

- Galvanized steel flange with rubber gasket

Part No.

43431

Size

1 1/2"

43433

2"



## PVC TUBULAR

**"P" TRAP - PVC**

- Less tray adapter
- Printed poly bag

Part No.

35375 1 1/2" With 1 1/2" to 1 1/4"  
Reducing Washer

35374 1 1/4"

**1 1/2" "J" BEND - PVC**

- Printed poly bag

Part No.

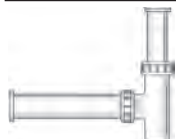
35371 1 1/2" With 1 1/2" to 1 1/4"  
Reducing Washer

**1 1/2" DISPOSER KIT - PVC**

- Printed poly bag

Part No.

35398 1 1/2"

**1 1/2" FLEXIBLE "J" BEND - PVC**

- "J" bend

Part No.

35301 1 1/2" to 1 1/4" Reducing  
Washer & 1 1/2" Washer

**"Y" BRANCH TAILPIECE - PVC**

- 1 1/2" X 8" With 5/8" OD Barbed Branch
- Dishwasher Tailpiece

Part No.

35310 DW Tailpiece w/Direct Connection

35311 DW Tailpiece w/Slip Connection

**1 1/2" REPAIR TRAP - PVC**

- Captive nut on elbow
- "J" bend

Part No.

35380 With 1 1/2" & 1 1/2" to 1 1/4"  
Reducing Washer





**1½" FLEXIBLE FLANGED TAILPIECE - PVC**

- Flanged tailpiece with captive nut

**Part No.**

**35315** 1½" and 12"

**EXTENSION TUBE WITH NUT - PVC**

- Printed poly bag

**Part No.**

**35360** 1¼" x 6"

**35361** 1½" x 8"

**35362** 1½" x 12"

**1½" FLEXIBLE COUPLING - PVC**

- Can also be used as an elbow

**Part No.**

**35309** With 1½" & 1½" to 1¼"

Reducing Washer and 1½"

Reducing Washer

**FLEXIBLE EXTENSION TUBE**

- With S/J nut & washer

**Part No.**

**35317** 1½" x 12"

**35321** 1¼" x 8"

**1½" TAILPIECE - PVC**

- Flanged
- Printed poly bag

**Part No.**

**35350** 1½" x 6"

**35351** 1½" x 8"

**35352** 1½" x 12"

**EXTENSION TUBE - SOLVENT WELD**

- PVC solvent weld end

**Part No.**

**35366** 1½" x 6"

**35367** 1½" x 12"

**1½" WASTE ARM - PVC**

- Printed poly bag

**Part No.**

**35389** 15" - Slip Joint Connection

**1½" END OUTLET - PVC**

- Kitchen sink end waste outlet
- With baffle in tee
- Printed poly bag

**Part No.**

**35385** 15" Direct Connection

**35386** 15" Slip Joint Connection

**1½" CENTER OUTLET - PVC**

- Kitchen sink end waste outlet
- With baffle in tee
- Printed poly bag

**Part No.**

**35393** 16" Direct Connection

**35394** 16" Slip Joint Connection

**1½" TEE & TAILPIECE - PVC**

- For end outlet waste
- With baffle
- Printed poly bag

**Part No.**

**35387** 1½"

**1½" 90° ELBOW - PVC**

- Slip joint connection
- Printed poly bag

**Part No.**

**35335** With 1½" Washer

**1½" COUPLING - PVC**

- Slip joint connection
- Printed poly bag

**Part No.**

**35331** With 1½" x 1¼"

Reducing Washer and 1/2" Washer

**SLIP JOINT NUTS - PVC**

- White PVC nut

**Part No.**

**35064** 1½"

**35068** 1¼"

**SLIP JOINT WASHER**

- Rubber

<u>Part No.</u>	<u>Dia.</u>
36201	1¼"
36203	1½"



36215

36217

36219

- Polyethylene

<u>Part No.</u>	<u>Size</u>
36214	1¼"
36215	1½"
36217	1½" x 1¼"
36219	1½" Tailpiece

**"P" JOINT - BRASS**

- Chrome plated 22 gauge

<u>Part No.</u>	<u>Dia.</u>
35001	1¼"
35002	1½"

**"J" BEND - W/CAPTIVE NUT**

- PVC J-Bend for 1½" Trap
  - Captive Nut on End
  - Incl. 1½" x 1¼" Reducing Washer
- | <u>Part No.</u> | <u>Dia.</u> |
|-----------------|-------------|
| 35305           | 1½"         |

**EXTENSION PIECE WITH NUT - BRASS**

- Chrome plated 22 gauge

<u>Part No.</u>	<u>Size</u>
35105	1½" x 12"
35106	1¼" x 12"

**FLANGED TAILPIECE - BRASS**

- Chrome plated 22 gauge

<u>Part No.</u>	<u>Size</u>
35082	1½" x 6"
35085	1¼" x 12"

**"Y" - BRANCH TAILPIECE - BRASS**

- 3/4" branch outlet (7/8" OD)
- For dishwasher installation
- Chrome plated 22 gauge
- With captured nut

<u>Part No.</u>	<u>Size</u>
35128	1½" x 6"

**EXTENSION TUBE - BRASS**

- Chrome plated 22 gauge
- Threaded both ends

<u>Part No.</u>	<u>Size</u>
35120	1¼" x 6"
35122	1¼" x 12"
35124	1½" x 6"
35126	1½" x 12"

**WASTE ARM SLIP JOINT - BRASS**

- Chrome plated 22 gauge
- Slip joint connection

<u>Part No.</u>	<u>Size</u>
35092	1¼" x 12"
35011	1¼" x 15"

**END OUTLET - BRASS**

- Chrome plated 22 gauge

<u>Part No.</u>	<u>Size</u>
35007	1½" x 16" Slip Joint Conn.
35009	1½" x 26" Direct Conn.

**TEE - BRASS**

- Chrome plated
- Slip joint connection

<u>Part No.</u>	<u>Size</u>
35139	1½" x 16" Slip Joint Conn.

**TEE & TAILPIECE - BRASS**

- Chrome plated
- Slip joint connection

<u>Part No.</u>	<u>Size</u>
35015	1½" For End Outlet Waste

**SLIP JOINT NUTS**

- Chrome plated die cast

<u>Part No.</u>	<u>Size</u>
35065	1½"
35067	1½" x 1¼"
35069	1¼"



## FROST FREE SILL COCK

- Heavy Brass Construction
- Notched
- MHT Outlet
- Large Wheel Handle
- 1/2" MIP X 1/2" CxC or 3/4" MIP X 1/2" FIP



<u>Part No.</u>	<u>Length</u>	<u>Sizes</u>
80219	4"	1/2" MIP X 1/2" CxC
80220	6"	1/2" MIP X 1/2" CxC
80221	8"	1/2" MIP X 1/2" CxC
80222	10"	1/2" MIP X 1/2" CxC
80223	12"	1/2" MIP X 1/2" CxC



## With VACUUM BREAKER

<u>Part No.</u>	<u>Length</u>	<u>Sizes</u>
80230	4"	1/2" MIP X 1/2" CxC
80226	6"	1/2" MIP X 1/2" CxC
80227	10"	1/2" MIP X 1/2" CxC
80228	12"	1/2" MIP X 1/2" CxC



## BRASS SILL COCK

- Rough Brass Body
- MHT Outlet

<u>Part No.</u>	<u>Size</u>
20221	1/2" FIP
20223	3/4" FIP
20222	1/2" C x C Sweat



## BOILER DRAIN

- Rough Brass Body
- MHT Outlet

<u>Part No.</u>	<u>Size</u>
20271	1/2" MIP
20273	3/4" MIP
20281	1/2" FIP
20283	3/4" FIP



# WATER HEATER PARTS

## WATER HEATER PANS

- Includes drain fittings

- Aluminum
- Use w/ gas water heaters

- Black plastic
- Use w/ electric water heaters



**Part No. ID x OD**

<b>60080</b>	20" X 22"
<b>60086</b>	22" X 24"
<b>60079</b>	24" X 26"
<b>60089</b>	26" X 28"
<b>60087</b>	28" X 30"
<b>60094</b>	30" X 32"

**Part No. ID x OD**

<b>60076</b>	20" X 22"
<b>60091</b>	22" X 24"
<b>60082</b>	24" X 26"
<b>60083</b>	26" X 28"
<b>60078</b>	28" X 30"
<b>60077</b>	30" X 32"

## WATER HEATER SAFETY STRAPS

- Adjustable for water heaters up to 80 gal.
- Galvanized steel & corrosion resistant
- Easy installation - instructions included

**86280** Earthquake LA & CA Approved Top adjustable

**86298** Wrap

**86299** Front Adjustable



**86280**



**86298**




**86299**

## HEAT TRAP NIPPLE SET

- 3/4" IPS X 3"
- Ball Style
- Galvanized

**Part No.**

**60098** Set



## DI-ELECTRIC NIPPLE

- Prevents electrolysis action when connecting dissimilar materials
- Teflon lined galvanized nipple

**Part No.**

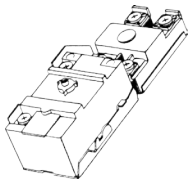
**60095** 3/4" x 3" IPS



## ELECTRIC WATER HEATER THERMOSTATS - DOMESTIC

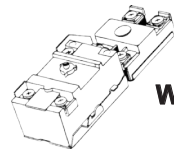
APCOM NEW STYLE

**WH5-4**



**WH5**

THERMODISC  
OLD STYLE



**WH6-4**

<b>Part No.</b>	<b>Application</b>	<b>Temp. Range</b>	<b>Hi-Limit</b>
<b>WH5B</b>	Lower	110-170°F	None
<b>WH5-4B</b>	Single Element	110-170°F	190°F
<b>WH6-4B</b>	Upper	110-170°F	190°F

## WATER HEATER STAND

- 86278 650# load rating
- 86279 1200lb. load rating
- Safety clips included for screwing to wall or floor.



**Part No.**

**Size**

**86278** 22"D X 22"W x 16"H

**86279** 24"D X 24"W x 16"H

## THERMAL EXPANSION TANK

- Factor Pre-Charged @ 40 PSI
- 304 Stainless Steel system connection
- Butyl Rubber Diaphragm
- Max operating temp. 210°F
- Max working Pressure 150 PSI
- 3/4" MIP connection
- For 30 to 160 gallon water heater

**Part No. Size**

**60022** 2 gal

**60023** 4.5 gal

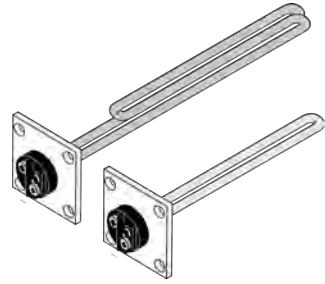




# WATER HEATER PARTS


## FOUR - BOLT ELEMENTS

Volt	Watt	PN	PN
120	1500	<b>F115</b>	<b>F115L</b>
240	1500	<b>F215</b>	<b>F215L</b>
240	2500	<b>F225</b>	<b>F225L</b>
240	3500	<b>F235</b>	<b>F235L</b>
240	4500	<b>F245</b>	<b>F245L</b>
240	5500	<b>F255</b>	<b>F255L</b>



PLUMBING  
ELECTRICAL


## RAISED CORNER FOUR-BOLT ELEMENTS



120	1500	<b>U115</b>	<b>U115L</b>
240	1500	<b>U215</b>	<b>U215L</b>
240	2500	<b>U225</b>	<b>U225L</b>
240	3500	<b>U235</b>	<b>U235L</b>
240	4500	<b>U245</b>	<b>U245L</b>
240	5500	<b>U255</b>	<b>U255L</b>
240	2500	<b>SHU225*</b>	

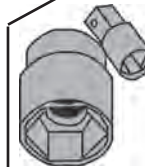
## SCREW-IN ELEMENTS

120	1500	<b>S115</b>	<b>S115L</b>
120	1750	<b>S117</b>	<b>S117L</b>
240	1500	<b>S215</b>	<b>S215L</b>
240	2500	<b>S225</b>	<b>S225L</b>
240	3000	<b>S230</b>	<b>S230L</b>
240	3500	<b>S235</b>	<b>S235L</b>
240	4500	<b>S245</b>	<b>S245L</b>
240	5000	<b>S250</b>	<b>S250L</b>
240	5500	<b>S255</b>	<b>S255L</b>
240	6000	<b>S260</b>	<b>S260L</b>
240	2500	<b>SHS225*</b>	
240	4500	<b>SHS245*</b>	



### H/D W.H. ELEMENT WRENCH

- Heavy duty
- Includes 3/4" to 1/2" drive adapter



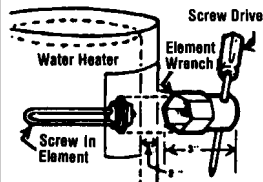
45058 Chrome Steel

**\* SAND HOG ELEMENT - FOR AREAS WHERE WATER IS VERY HARD AND MINERAL CONTENT IS HIGH.**

### BRADFORD - WHITE DURON TANK



Dual "O"-Rings  
Special 1<sup>3</sup>/<sub>8</sub>" Thread  
4500W 240V  
**SGX-2453**  
(429982)



SOCKET FOR REMOVING (S) SERIES ELEMENTS  
**T216**  
**T216HD**

### WATER HEATER DRAIN VALVE



- Shank 2<sup>1</sup>/<sub>4</sub>" Brass
- Shank 2<sup>1</sup>/<sub>2</sub>" Nylon
- Hose thread • 3/4" MIP inlet

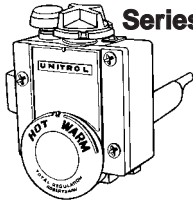
#### Part No.

**60092LF** Brass  
**60093** Nylon

# GAS WATER HEATER CONTROL VALVES

110

Series



## 110/220R DOMESTIC, COMMERCIAL & RECREATIONAL VEHICLE WATER HEATER THERMOSTAT UNI-KITS®

The Robertshaw 110 Series gas water heater valves were first manufactured for the O.E.M. market in 1955. For the last 50+ years, the 110 series has been the definitive gas water heater valve. Over the years, minor product improvements were incorporated, but the valves have remained basically the same. In 1995 Robertshaw introduced the new 220R Series gas water heater valve. The new 220R Series will mount and operate in the same manner as the original 110 Series. The 220R features simplified pilot lighting and easy-to-adjust gas pressure regulator.

220R  
Series




All models feature built-in, non-cycling Energy Cut-Off (ECO) system to shut off all gas to the water heater in case of excessive water temperatures. If an ECO has detected an over-temperature condition and has opened, the control will not function and a new replacement will be required. All domestic and RV models have a 160°F temperature high stop. All commercial models have a 180°F temperature high stop. All models have a 5½" sensing element and vary by inlet and outlet size, shank length, regulator type and setting.

Part No	Capacity	Factory No.	Inlet	Outlet	Shank	W.C./Gas	Notes
110-202	45K	220RTSP	1/2 Pipe	1/2 Inv. Flare	1 3/8"	4.0" Nat	160°
110-204	31K	R110RCTS-PC	1/2 Pipe	1/2 Inv. Flare	1 3/8"	LP/Nat	160°
110-206	38K	R110RTSP	1/2 Pipe	1/2 Inv. Flare	2 3/8"	3.5" Nat	160°
110-326	45K	R110RTS	1/2 Pipe	1/2 Inv. Flare	1 3/8"	3.5" Nat	160°

## GAS WATER HEATER CONTROLS

For Replacement of Gas Water Heater Controls  
With Built-In E.C.O. (Energy Cut Off).  
Single Cycle E.C.O. Set At 195°F.



  
**EMERSON**  
Climate Technologies

**White-Rodgers™**

Part No	Factory No.	Inlet	Outlet	Shank	W.C./Gas	OEM
Temperature Range 70° to 160°F						
37C73U-170	37C73U-836	1/2" NPT	1/2 Inv. Flare	1"	4.0" Nat.	Rheem
37C73U-171	37C73U-274	1/2" NPT	1/2 Inv. Flare	2 1/2"	4.0" Nat.	A.O. Smith
37C73U-172	37C73U-641	1/2" NPT	1/2 Inv. Flare	2 1/2"	4.0" Nat.	A.O. Smith
37C73U-173	37C73U-640	1/2" NPT	1/2 Inv. Flare	1 1/4"	4.0" Nat.	A.O. Smith
Temperature Range 70° to 155°F						
37C73U-174	37C73U-652	1/2" NPT	1/2 Inv. Flare	1 1/4"	4.0" Nat.	A.O. Smith

## 37E73A-903 Gas Water Heater Thermostat Control

The Intelli-Vent™ control is a combination gas valve, ignition control and thermostat for use on Power Vented water heaters.

- Regulator Setting: 4.0 inch W.C. Nat. Gas (Only)
- Temperature Range: 70° to 160°F
- Operating Voltage: 120 Vac, 60 HZ
- Amperage: Inducer Motor 3.0 FLA, 4.0 LRA, Ignitor 2.0
- Range of Regulation (BTU/Hr.): 30,000 - 150,000 BTU/Hr.
- Repl. for: A. O. Smith 184960 & State Industries 9003691005




# GAS WATER HEATER CONTROLS & IGNITORS

## WT8840 Water Heater Control

Designed for use in Standing Pilot applications using an immersion well for water temperature sensing. All models of WT8840 include an integrated NTC temperature sensor.

The WT8840 is powered from a thermopile heated by the standing pilot flame. CS8840 pilot assemblies are designed for use with this control.

WT8840 controls provide direct replacement only.



**Honeywell**

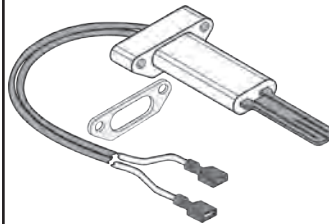
<u>Part No.</u>	<u>Replaces</u>	<u>OEM Part No.</u>	<u>OEM Repl.</u>	<u>OEM</u>
<b>WT8840A1000</b>	WV8840A1000	222-47463-01A	239-47463-01*	Bradford White
	WV8840A1001	222-47463-01E		
<b>WT8840A1500</b>	WV8840A1050	222-47463-02A	239-47463-02*	Bradford White
	WV8840A1051	222-47463-02E		
	WV8840B1042	316910-000		
<b>WT8840B1000</b>	WV8840B1109	316910-000	100112366&	A O Smith
	WV8840B1110	321166-000	9007884006	
	WV8840B1059	316910-001		
<b>WT8840B1500</b>	WV8840B1117	316910-001	100112337 &	A O Smith
	WV8840B1118	321166-001	900788505	

\*Includes Pilot & Combustion Chamber Gasket

## SSN6005--WATER HEATER IGNITER


The ultimate upgrade made from Silicon Nitride, robust and durable. This 80 volt direct drop in upgrade replaces AO Smith® - 9003626005  
Features/Benefits:

- Easy fit
- Drop-in Replacement
- SSN6005**



**DS017K**  
Water Heater  
Ignitor  
for AO Smith  
9006101205  
Insulated  
1/4" Male Spade  
Terminals

**DS018K**  
Boiler Water Heater  
Ignitor  
for Teledyne Laars  
2400-286  
5" Wire Leads with  
Molex Plug.

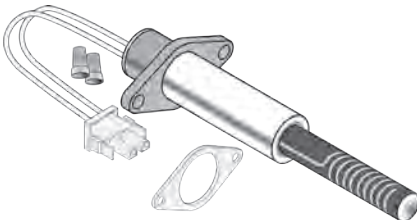


## FF003 SIC Hot Surface Ignitor

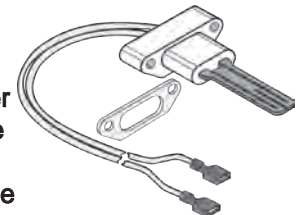
for Rheem and Voyager Commercial Water Heaters 0206FF003

Mounting bracket not included. Felt gasket is included.

**FF003**



**DS019K**  
Ignitor & Gasket  
Replacement Kit  
Pool and Spa Heater  
for Pentair Teledyne  
Laars RW2002300  
24" Leads w/ 1/4" Male  
Spade Terminals



# WATER HEATER COMPONENTS

*American Standard*<sup>®</sup>

WATER HEATERS

COMPONENT PARTS FOR RESIDENTIAL  
GAS & ELECTRIC WATER HEATERS

## Part No. DESCRIPTION

<b>50315070943</b>	THERMOSTAT ("GAS VALVE") FOR 1" FOAM NAT
<b>50315070953</b>	THERMOSTAT ("GAS VALVE") FOR 2" FOAM NAT
<b>50315077763</b>	THERMOSTAT ("GAS VALVE") FOR 2" FOAM LP GAS
<b>50315073883</b>	GSN PILOT ASSEMBLY NAT
<b>50315070783</b>	PIEZO IGNITOR
<b>50315073903</b>	GSN PILOT ASSEMBLY LP
<b>50315075833</b>	BRACKET DUCT 36TZ16 TEMP SET 118 C / 185 F FOR GN30T, GN40T, GN50T, GN40L, GN50T2-4, GSN40T, GSN50T, GSN40L
<b>50315075813</b>	BRACKET DUCT 36TZ16 TEMP SET 85 C / 185 F FOR GSN50L
<b>50315077863</b>	BRACKET DUCT 36TZ16 TEMP SET 105 C / 221 F FOR SN30T

## EN/ENS

<b>50315070413</b>	UPPER THERMOSTAT
<b>50315076986</b>	LOWER THERMOSTAT
<b>50313030173</b>	240V 4500W 12" W/INCOLOY HEATING ELEMENT

## Power Vent

<b>50315077453</b>	NATURAL GAS ELECTRONIC VALVE HONEYWELL
<b>50315077463</b>	LP ELECTRONIC VALVE HONEYWELL
<b>50315077493</b>	HOT SURFACE & FLAME SENSOR ASSY W/GROMMET ("PILOT ASSEMBLY")
<b>50315077503</b>	FLAMMABLE VAPOR SENSOR 25vs 7205 (RECOMMENDED W/ FUSE, BELOW)
<b>50315077603</b>	ELECTRICAL SWITCH FUSE
<b>50315077593</b>	ELECTRICAL SWITCH BOX



## TEFLON PIPE THREAD TAPE FOR GAS LINES (YELLOW)

- 4 MIL
- 1/2" X 260"

**50033**

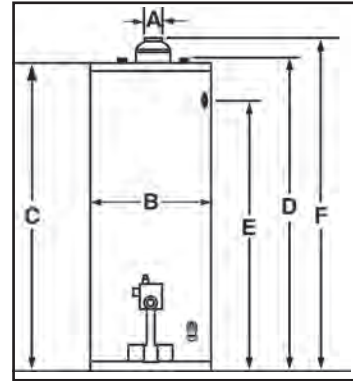


# WATER HEATERS GAS & ELECTRIC

## RESIDENTIAL GAS WATER HEATERS

*American Standard*

Model No.	Gal. Cap.	BTU Nat/LP	Vent Dia.	Jacket Dia. A	Heater Dia. B	Water Conn. C	Top of Heater D	T & P E	Vent F	Weight (Lbs.)
<b>TALL</b>										
GSN30T136	30	35,000	3"	16 <sup>1</sup> / <sub>16</sub> "	58 <sup>7</sup> / <sub>16</sub> "	60 <sup>5</sup> / <sub>16</sub> "	53"	62 <sup>1</sup> / <sub>16</sub> "	140	
GSN40T136	40	40,000	3"	18 <sup>1</sup> / <sub>16</sub> "	59 <sup>1</sup> / <sub>16</sub> "	60 <sup>5</sup> / <sub>16</sub> "	52 <sup>1</sup> / <sub>16</sub> "	62 <sup>3</sup> / <sub>16</sub> "	156	
GSN50T136	50	40,000	3"	20 <sup>1</sup> / <sub>16</sub> "	57 <sup>3</sup> / <sub>16</sub> "	59 <sup>1</sup> / <sub>16</sub> "	51 <sup>1</sup> / <sub>16</sub> "	61"	185	
GSN30T236	30	35,000	3"	18 <sup>1</sup> / <sub>16</sub> "	58 <sup>7</sup> / <sub>16</sub> "	60 <sup>5</sup> / <sub>16</sub> "	53"	62 <sup>1</sup> / <sub>16</sub> "	153	
GSN40T236	40	40,000	3"	20 <sup>1</sup> / <sub>16</sub> "	59 <sup>1</sup> / <sub>16</sub> "	60 <sup>5</sup> / <sub>16</sub> "	52 <sup>1</sup> / <sub>16</sub> "	62 <sup>3</sup> / <sub>16</sub> "	178	
GSN50T236	50	40,000	3"	22 <sup>3</sup> / <sub>16</sub> "	57 <sup>3</sup> / <sub>16</sub> "	59 <sup>1</sup> / <sub>16</sub> "	51 <sup>1</sup> / <sub>16</sub> "	61"	192	
GSN50T246	50	45,000	4"	22 <sup>3</sup> / <sub>16</sub> "	57 <sup>3</sup> / <sub>16</sub> "	59 <sup>1</sup> / <sub>16</sub> "	51 <sup>1</sup> / <sub>16</sub> "	61 <sup>1</sup> / <sub>16</sub> "	192	
<b>SHORT LOWBOY</b>										
GSN30L236	30	35,000	3"	20 <sup>1</sup> / <sub>16</sub> "	47 <sup>1</sup> / <sub>16</sub> "	48 <sup>3</sup> / <sub>16</sub> "	41"	50 <sup>1</sup> / <sub>16</sub> "	139	
GSN40L236	40	37,000	3"	22 <sup>3</sup> / <sub>16</sub> "	49"	50 <sup>1</sup> / <sub>2</sub> "	42 <sup>3</sup> / <sub>16</sub> "	52 <sup>1</sup> / <sub>16</sub> "	172	
GSN50L236	50	40,000	3"	24 <sup>3</sup> / <sub>16</sub> "	49 <sup>3</sup> / <sub>16</sub> "	51 <sup>1</sup> / <sub>16</sub> "	42 <sup>3</sup> / <sub>16</sub> "	52 <sup>1</sup> / <sub>16</sub> "	223	



For Ultra Low Nox models  
Omit S in the Model #



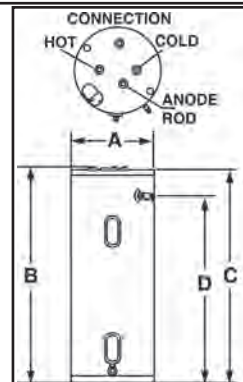
- **HEAVY GAUGE STEEL TANK** – For extra years of trouble-free service.
- **GLASS-LINED TANK** – Inner tank glass-lined with Dura-Glas™ and fired at 1600° F for optimum protection from the effects of corrosion.
- **MAGNESIUM ANODE ROD** – To protect tank life.
- **FACTORY INSTALLED DIELECTRIC HOT AND COLD WATER CONNECTIONS** 3/4" NPT water connections to extend tank life and for easier installations (1 1/2" NPT on 7576AS R6 and 10083AS R6 ).
- **BRASS DRAIN VALVE** – Durable to prevent unintentional breakage.
- **FACTORY INSTALLED HEAT TRAPS** – Reduces standby heat loss in water piping (except 7576AS R6 and 10083AS R6).
- **TEMPERATURE AND PRESSURE RELIEF VALVE** – Factory provided T & P Valve can be relocated from side to optional top opening.
- **SELF-CLEANING** – Turbulence inducing cold water inlet-tube engineered to diminish hard water area sediment deposits.
- **NON-CFC FOAM INSULATED** – Saves energy and reduces fuel costs by maximizing heat retention.
- **CHOICE OF SIX OR TWELVE YEAR LIMITED TANK WARRANTIES** – Includes 6 or 12 Year Limited Warranty on Component Parts. For 12 yr. models change the suffix from 6 to 12, For Propane add LP (Example GR50L1312LP)
- **NAECA Compliant**

## RESIDENTIAL ELECTRIC WATER HEATERS

Model No.	Gal. Cap.	Std.	Max	Jacket Dia. A	Water Conn. B	Top of Heater C	T & P D	Weight (Lbs.)
<b>TALL</b>								
EN30T6	30	4,500	6,000	20 <sup>1</sup> / <sub>4</sub> "	51"	49 <sup>5</sup> / <sub>16</sub> "	42"	108
EN40T6	40	4,500	6,000	22 <sup>1</sup> / <sub>4</sub> "	52"	50 <sup>1</sup> / <sub>2</sub> "	42 <sup>3</sup> / <sub>16</sub> "	119
EN40H6	40	4,500	6,000	20 <sup>1</sup> / <sub>4</sub> "	64 <sup>1</sup> / <sub>2</sub> "	63"	55 <sup>1</sup> / <sub>2</sub> "	130
EN50T6	50	4,500	6,000	24 <sup>1</sup> / <sub>4</sub> "	51 <sup>5</sup> / <sub>16</sub> "	50 <sup>5</sup> / <sub>16</sub> "	42"	149
EN50H6	50	4,500	6,000	22 <sup>1</sup> / <sub>2</sub> "	62 <sup>3</sup> / <sub>16</sub> "	61 <sup>1</sup> / <sub>16</sub> "	53 <sup>3</sup> / <sub>16</sub> "	150
<b>SHORT LOWBOY(Side Connection)</b>								
EN28L6	29	4,500	6,000	24 <sup>1</sup> / <sub>4</sub> "	25 <sup>1</sup> / <sub>4</sub> "	33 <sup>1</sup> / <sub>2</sub> "	25 <sup>5</sup> / <sub>16</sub> "	125
EN38L6	38	4,500	6,000	26 <sup>1</sup> / <sub>4</sub> "	26 <sup>1</sup> / <sub>2</sub> "	35 <sup>5</sup> / <sub>16</sub> "	27"	162
EN46LB6	46	4,500	6,000	28 <sup>1</sup> / <sub>4</sub> "	26"	35 <sup>1</sup> / <sub>2</sub> "	26 <sup>1</sup> / <sub>16</sub> "	174

B = Blanket Included

- All models comply with NAECA requirements are UL and CEC listed and meet or exceed ASHRAE 90.1 b.
- Heaters are wired for non-simultaneous operation, single phase 240 Volts with dual 4500 Watt elements
- All models are certified at 300 PSI test pressure and 150 PSI working pressure.



Call your armstrong distributor for pricing because of regional variations

© 1971-2024 w.d. armstrong corp.

# COMMERCIAL GAS WATER HEATERS

*American Standard*

## COMMERCIAL GAS WATER HEATERS

*American Standard*

### • LIGHT TO MEDIUM DUTY GAS MODELS

76,100 to 83,000 BTUs

### • HEAVY DUTY DIRECT SPARK IGNITION & FLUE DAMPERED GAS SERIES

125,000 to 512,000 BTUs

### • HIGH EFFICIENCY SERIES

125,000 to 250,000 BTUs

### • STORAGE TANKS

80 TO 200 GALLONS



### DESIGNED & MANUFACTURED TO THE HIGHEST STANDARD

American Standard commercial tanks are constructed with heavy gauge steel, interiors completely enameled with DURA-GLAS™ to resist the corrosive effects of hot water, are hydrostatically tested and rated for 150 psi working pressure and protected with multiple long-life anode rods. Gas models are CSA International design-certified and meet or exceeded federal and state energy efficiency, recovery and standby loss requirements. ASME models available.

Model No.*	Tank Capacity	BTU Input	REC GPH	Thermal
	Gallons		100°F Rise	Efficiency %
D7576AS	75	76,000	74	80%
D10083AS	100	80,000	78	80%
D80125AS	80	125,000	121	80%
D80165AS	80	165,000	160	80%
D80180AS	80	180,000	175	80%
D80199AS	80	199,900	194	80%
D100199AS	100	199,900	194	80%
HE70125	70	125,000	146	96.4%
HE100150	100	150,000	175	98%
HE100199	100	199,000	235	97.5%
HE100250	100	250,000	288	95.3%
HE100250ASME	100	250,000	288	95.3%

\* For Propane (LP) Gas Model add Suffix "LP" FOR SCAQMO Low NOx Model add Prefix

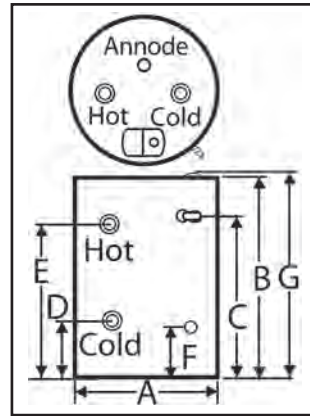
### FEATURES

- Heavy Gauge Steel Tank for extra years of trouble-free service.
- Inner tank glass-lined with Dura-Glass™ and fired at 1600°F for optimum protection from the effects of corrosion.
- Factory installed energy cut-off system and pressure/temperature relief valve.
- **CSA DESIGN CERTIFIED** – in conformance with ANSI Z21.10.3-CSA4.3. Meets and exceeds ASHRAE 90.1-1999. NSF approved and CEC listed.
- Three Year Limited Warranty – on inner glass-lined tank and one year limited warranty on all other component parts.
- Self-Cleaning turbulence inducing cold water inlet-tube engineered to diminish hard water area sediment deposits.
- Full size hand-hole cleanout for eased tank inspection and/or removal of sediment deposits.
- Furnished with four heavy gauge steel legs designed to maximize durability and afford rock-steady installation
- Equipped with 4 anode rods

# COMMERCIAL ELECTRIC WATER HEATERS

## POINT-OF-USE Commercial Electric Water Heaters

<b>MODEL No.</b>	<b>CE2½AS</b>	<b>CE6AS</b>	<b>CE12AS</b>	<b>CE20AS</b>
<b>GALLON CAPACITY</b>	2½	6	12	19
<b>STANDARD KW INPUT</b>	1.44	1.5	1.5	1.5
<b>MAXIMUM KW INPUT</b>	1.5	4.5	5.5	6.0
<b>EXTERIOR DIMENSIONS</b>				
<b>A Jacket Diameter</b>	10"	13⅞"	15⅞"	18½"
<b>B Floor to Top of Heater</b>	12⅞"	14⅞"	21½"	24½"
<b>C Floor to T &amp; P Valve</b>	N/A	10⅞"	17¼"	19⅞"
<b>D Floor to Side Cold</b>	N/A	2¾"	2¾"	2¾"
<b>E Floor to Side Hot</b>	N/A	10⅞"	17¼"	19⅞"
<b>F Floor to Drain Valve</b>	2¾"	2¾"	2¾"	2¾"
<b>G Floor to Top Water Connections</b>	13⅞"	15½"	21⅞"	24⅞"
<b>CONNECTIONS</b>				
<b>Water Connections</b>	¾"	¾"	¾"	¾"
<b>SHIPPING WEIGHT</b>				
<b>(in pounds- approximate)</b>	22.5	38.5	61	78



American Standard Point-Of-Use Commercial Electric Models are the ideal solution for hot water needs in locations wherein it is not practical to run long hot water pipes. These models can be installed in spaces under counters, mop sinks, cabinets or in other confined areas.

### POINT-OF-USE ELECTRIC WATER HEATER FEATURES

- Heavy Gauge Steel Tank
- Inner Tank Glasslined With Dura-Glas™ — fired at 1600°F for optimum protection from the effects of corrosion
- Non-CFC, Energy-Saving Foam Insulation — reduces fuel cost by maximizing heat retention
- Anode Rod To Ensure Longer Tank Life !
- Immersed Heating Element — applies heat directly to water
- Fully Adjustable Thermostat Control — for variable temperature control to 160°F
- Factory Installed Energy Cut-off System
- Top and Side Water Connections on 6-20 Gallon Models — affording choice of cold-in and hot-out connections
- Factory Installed Pressure/Temperature Relief Valve
- Drain Valve Factory Installed On All Models — for easy draining of tank

*American Standard*



### TESTING & CERTIFICATIONS

- AMERICAN STANDARD commercial electric water heaters — are certified at 300 PSI test pressure and 150 PSI working pressure, and all tanks are 100% hydrostatically tested at the factory

### WARRANTY

- UL Listed
- Three year limited warranty on inner glass-lined tank. • One year limited warranty on all other component parts.

<b>Model No.</b>	<i>American Standard</i>	<b>CE52AS</b>	<b>CE80AS</b>	<b>CE120AS</b>
<b>Capacity Gallons</b>		52	80	119
<b>Exterior Dimensions</b>				
<b>A Jacket Diameter</b>		24¾"	28¼"	30¼"
<b>B Floor To Cold Water Inlet</b>		6½"	6½"	6½"
<b>C Floor To Top Of Control Box</b>		46 <sup>9</sup> / <sub>16</sub> "	46 <sup>9</sup> / <sub>16</sub> "	46 <sup>9</sup> / <sub>16</sub> "
<b>D Floor To PTR Valve</b>		44 <sup>3</sup> / <sub>8</sub> "	48 <sup>17</sup> / <sub>32</sub> "	59 <sup>7</sup> / <sub>8</sub> "
<b>E Height To Top Of Heater</b>		51½"	56¼"	68
<b>F Floor To Hot Water Outlet</b>		54¼"	58 <sup>5</sup> / <sub>8</sub> "	70¾"
<b>Front Control Access Panel Depth</b>		4½"	4½"	4½"
<b>Water Connection</b>		1½"	1½"	1½"
<b>Shipping Weight (in pounds)</b>		271	366	483

- 6-54KW, 208, 240, 277, 480 Volt, 1-3 Phase • Commercial Electrical Models are UL listed
- Light Duty Commercial Electric Models Available in 30, 40, 50, 66, 80, & 120 Gallon Tall.
- Low Boy 3-12 KW, 30, 40, 50 Gallon

Call your armstrong distributor for pricing because of regional variations

© 1971-2024 w.d. armstrong corp.

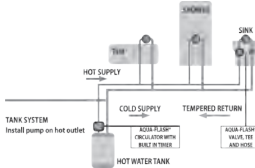
# NEVERCOLD & TANKLESS VALVES

## NEVER WAIT FOR HOT WATER AGAIN, NO MATTER WHERE YOU ARE IN YOUR HOME

- Save time, no more waiting for hot water
- Lower your water bill up to 10%
- Conserve up to 12,000 gallons of water/year
- Can be installed in less than 30 minutes



- Pump installs on top of water heater
- For single pipe systems
- Maintains 90°F hot water in system
- Built-in timer saves energy
- No power or batteries required under sink
- Not for use with tank less water heaters



Part No.	Description
70600	Hot Water Tank Recirculation Kit

## TANKLESS WATER HEATER SERVICE VALVE KIT

Used to stop the water supply to a tankless water heater, isolating the unit so it can be serviced. The valves in this kit are built with heavy-duty bronze and forged lead-free brass construction. They are simple to use including purge ports with caps and a pressure relief valve for easy operation. The valves are equipped with versatile union tank connections for a good fit. This kit includes: (1) color-coded hot valve, (1) color-coded blue valve, and (1) 150 PSI pressure relief valve



Part No.	Description
60204	3/4" FNPT Union x 3/4" FIP
60205	3/4" FNPT Union x 3/4" Sweat

# WATER HEATER CONNECTORS

### CORRUGATED STAINLESS STEEL

- Nickel plated brass nuts
  - Nitrile rubber sealing washer
  - Complies with new low lead law
- 3/4" FIP brass nut x 3/4" FIP brass nut



Part No.	Length
0437012	12"
0437015	15"

### FLEXIBLE STAINLESS STEEL

- Nickel plated brass nuts
- Stainless Steel ferrules
- Complies with new low lead law

3/4" F.I.P SWIVEL  
X 3/4" F.I.P SWIVEL

Part No.	Length
48250	12"
48262	15"
48251	18"
48252	24"



3/4" F.I.P SWIVEL X  
3/4" M.I.P RIGID

Part No.	Length
48254	18"
48255	24"



3/4" F.I.P  
SWIVEL X 3/4"  
COMPRESSION

Part No.	Length
48264	12"
48257	18"
48258	24"



3/4" M.I.P RIGID X  
3/4" COMPRESSION

Part No.	Length
48259	12"
48260	18"
48261	24"



### WATER-FLEX CORRUGATED STAINLESS STEEL - PAIR RED & BLUE

- 2 Pack (Pair) 1 Red, 1 Blue
- Complies with new low lead law

Part No.	Length
0437118	18"
0437124	24"

3/4" FIP brass nut  
x 3/4" FIP brass nut

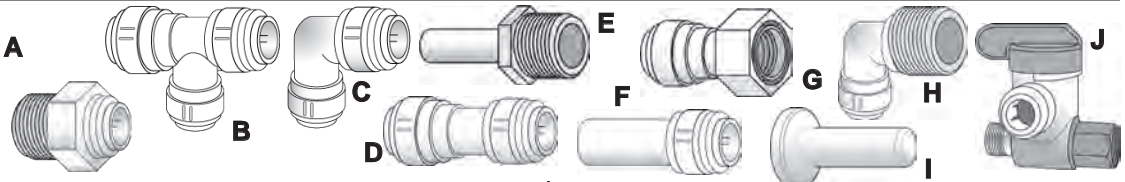
3/4" FIP brass nut  
x 3/4" Push Fit



Part No.	Length
0437318	18"
0437324	24"



# JOHN GUEST FITTINGS



## (A) MALE CONNECTOR (NPTF)

Part No.		OD Tube	Thread
PP010821W	LQ01-4-2	1/4	1/8
PP010822W	LQ01-4-4	1/4	1/4
PP010823W	LQ01-4-6	1/4	3/8
PP011222W	LQ01-6-4	3/8	1/4
PP011223W	LQ01-6-6	3/8	3/8
PP011224W	LQ01-6-8	3/8	1/2
PP011623W	LQ01-8-6	1/2	3/8
PP011624W	LQ01-8-8	1/2	1/2

## (B) UNION TEE

Part No.		OD Tube
PP0208W	LQ02-4	1/4
PPM0208W	-	5/16
PP0212W	LQ02-6	3/8
PP0216W	LQ02-8	1/2

## (C) UNION ELBOW

Part No.		OD Tube
PP0308W	LQ03-4	1/4
PPM0308W	-	5/16
PP0312W	LQ03-6	3/8
PP0316W	LQ03-8	1/2

## (D) UNION CONNECTOR

Part No.		OD Tube
PP0408W	LQ04-4	1/4
PPM0408W	-	5/16
PP0412W	LQ04-6	3/8
PP0416W	LQ04-8	1/2

## (D) REDUCING UNION CONNECTOR

Part No.		OD Tube	OD Tube
NC2099		5/16	1/4
PP201208W	LQ20-6-4	3/8	1/4
PP201612W	LQ20-6-6	1/2	3/8

## (E) STEM ADAPTER (NPTF)

Part No.		OD Stem	Thread
PP050821W	LQ05-4-2	1/4	1/8
PP050822W	LQ05-4-4	1/4	1/4
PP051222W	LQ05-6-4	3/8	1/4
PP051223W	-	3/8	3/8
PP051623W	-	1/2	3/8
PP051624W	-	1/2	1/2

## (F) REDUCER

Part No.		OD Stem	OD Tube
PP061208W	LQ06-6-4	3/8	1/4
PP061612W	LQ06-8-6	1/2	3/8
PP062008W	-	5/8	1/4
PP062012W	-	5/8	3/8
PP062016W	-	5/8	1/2

## (B) REDUCING TEE

Part No.		End	End	Branch
PP30120812W	-	3/8	1/4	3/8
PP30121208W	LQ30-6-4	3/8	3/8	1/4
PP301612W	LQ30-8-6	1/2	1/2	3/8

## (G) FEMALE ADAPTER (NPTF)

Part No.	OD Tube	Thread
PP450821W	1/4	1/8
PP450822W	1/4	1/4
PP451222W	3/8	1/4
PP451223W	3/8	3/8

## (H) FIXED ELBOW (NPTF)

Part No.		OD Tube	Thread
PP480821W	LQ48-4-2	1/4	1/8
PP480822W	LQ48-4-4	1/4	1/4
PP480823W	LQ48-4-6	1/4	3/8
PP481222W	-	3/8	1/4
PP481223W	LQ48-6-6	3/8	3/8

## BULKHEAD UNION

Part No.		Tube OD	Mounting Hole Dia.
PP1208W	LQ12-4	1/4	0.67
PP1212W	LQ12-6	3/8	0.83
PP1216W	-	1/2	1.06

Polypropylene Bulkhead Unions are not intended for submerged use.

## (I) PLUG

Part No.		OD Stem
PP0808W		1/4
PPM0808W		5/16
PP0812W		3/8
PP0816W		1/2

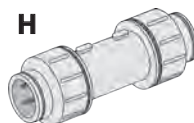
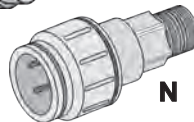
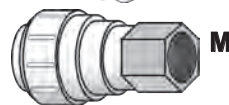
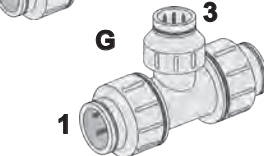
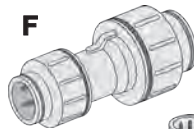
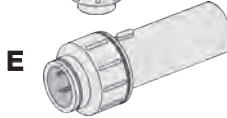
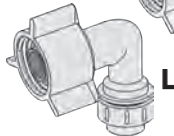
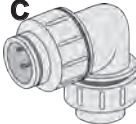
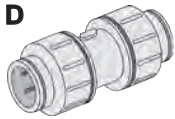
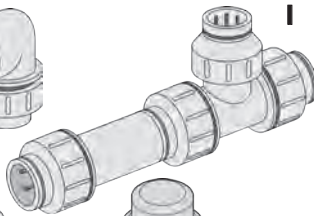
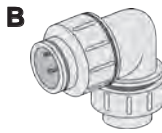
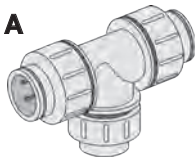
## (J) ANGLE STOP VALVE

Part No.		Male	Female	Tube
ASVPP1LF	LQFA-6-6-4	3/8	3/8	1/4
ASVPP2LF		3/8	3/8	3/8

Other John Guest Products are Available.

# JOHN GUEST SPEEDFIT CTS TWIST & LOCK FITTINGS

The PEI range of twist & lock fittings is offered in 1/2", 3/4" & 1" CTS sizes. The fittings are manufactured from high quality engineering plastic with EPDM O-Rings. Suitable for hot & cold water plumbing applications.



### (I) TEE INSTALLATION KIT

Part No.	CTS
1/2TKP	1/2"
3/4TKP	3/4"

Provides a simple method of breaking into and branching off a rigid run without altering existing pipe work.

### (J) TEST CAP

Part No.	CTS
PSEI4620P	1/2"
PSEI4628P	3/4"

### (K) FEMALE SWIVEL CONNECTOR

Part No.	CTS	NPS
PEI4620P	1/2"	1/2"

Hand tighten only no spanner required

### (L) FEMALE SWIVEL ELBOW

Part No.	CTS	NPS
PEIBTC2034P	1/2"	1/2"

### (A) UNION TEE

Part No.	CTS
PEI0220P	1/2"
PEI0228P	3/4"

### (B) UNION ELBOW

Part No.	CTS
PEI0320P	1/2"
PEI0328P	3/4"

### (C) REDUCING ELBOW

Part No.	CTS
PEI212820P	3/4" X 1/2"

### (D) COUPLER

Part No.	CTS
PEI0420P	1/2"
PEI0428P	3/4"

### (E) REDUCER

Part No.	STEM X CTS
PEI062820P	3/4" X 1/2"

### (F) REDUCING COUPLER

Part No.	CTS
PEI202820P	3/4" X 1/2"

### (G) REDUCING TEE

Part No.	1	2	3
PEI3028AP	3/4"	3/4"	1/2"

### (H) SLIP CONNECTOR

Part No.	CTS
1/2SCP	1/2"
3/4SCP	3/4"

A quick & easy method of replacing burst or damage to existing pipe work

## Speedfit Secure

2 Developed for a secure pipe connection where threaded applications are required. Use a unique locking device eliminating accidental pipe release. With Instructions.

### (M) MALE CONNECTOR

Part No.	CTS	NPT
PSEI012024P	1/2"	1/2"
PSEI012026P	1/2"	3/4"
PSEI012826P	3/4"	3/4"

### (N) FEMALE CONNECTOR

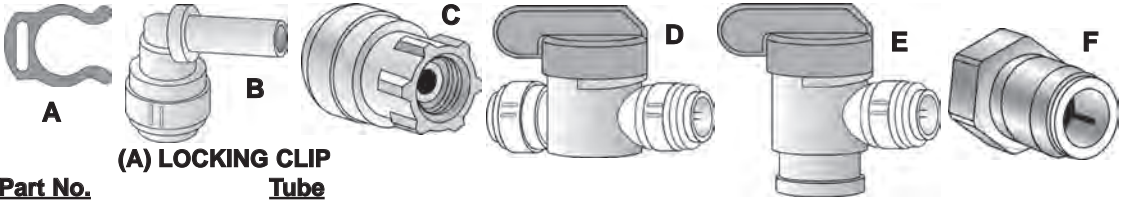
Part No.	CTS	NPT
PSEI45826P	3/4"	3/4"

### (O) MALE FIXED ELBOW

Part No.	CTS	NPT
PSEI482024P	1/2"	1/2"

# JOHN GUEST & PUSH-FIT FITTINGS

PLUMBING  
ELECTRICAL



(A) LOCKING CLIP

Part No.	Tube	Tube
PIC1808R	LQ18-4	1/4
PIC1812R	LQ18-6	3/8
PIC1816R	LQ18-8	1/2

(B) PLUG IN ELBOW

Part No.	Stem	Tube
PP220808W	LQ22-4	1/4
PPM220808W	-	5/16
PP221208W	LQ22-6-4	3/8
PP221212W	LQ22-6	3/8
PP221616W	-	1/2

(C) TAP ADAPTOR UNS Thread

Part No.	Tube	Thread
PP3208U7W	LQ32-4	1/4 7/16 - 24
PP3212U7W	LQ32-6	3/8 7/16 - 24

(D) SPEEDFIT TO SPEEDFIT CONNECTOR VALVE

Part No.	Tube
PPSV040808W	1/4
PPSV041212W	3/8

(E) SPEEDFIT TO FEMALE CONNECTOR VALVE  
for Use on RO Systems

Part No.	Tube	Thread
PPSV500822W	LABV-4LQ-4F	1/4 1/4
PPSV501222W	LABV-6LQ-4F	3/8 1/4

(F) BRASS FLARE FEMALE CONNECTOR

Part No.	Tube	Thread
MI4508F4SLF	-	1/4 1/4
MI4512F4SLF	LQB25-6-4	3/8 1/4
MI4512F6SLF	LQB25-6-6	3/8 3/8

## SharkBite® Push To Connect Fittings

- A connection system for copper, CPVC, or PEX pipe
- Use underground & behind walls without access panels
- No soldering required
- Compact, corrosion resistant
- DZR and low-lead brass material
- NSF-14 Listed



### COUPLING



Part No.	Size
U008LF	1/2" X 1/2"
U058LF	3/4" X 1/2"
U016LF	3/4" X 3/4"
U060LF	1" X 3/4"
U020LF	1" X 1"

### ELBOW



Part No.	Size
U248LF	1/2" X 1/2"
U280LF	1/2" X 1/2" MIP
U308LF	1/2" X 1/2" FIP
U274LF	3/4" X 1/2"
U256LF	3/4" X 3/4"
U260LF	1" X 1"

### MALE ADAPTER



Part No.	Size X MIP
U120LF	1/2" X 1/2"
U116LF	1/2" X 3/4"
U134LF	3/4" X 3/4"
U140LF	1" X 1"

### FEMALE ADAPTER



Part No.	Size X FIP
U072LF	1/2" X 1/2"
U068LF	1/2" X 3/4"
U088LF	3/4" X 3/4"
U094LF	1" X 1"


# SharkBite® Push To Connect Fittings & Valves

## DROP-EAR ELBOW



**Part No.** **Size X FIP**  
**U334LF** 1/2" X 1/2"

**TEE**



<b>Part No.</b>	<b>A x B x C</b>
<b>U362LF</b>	1/2" x 1/2" x 1/2"
<b>U454LF</b>	3/4" x 1/2" x 1/2"
<b>U444LF</b>	3/4" x 1/2" x 3/4"
<b>U412LF</b>	3/4" x 3/4" x 1/2"
<b>U370LF</b>	3/4" x 3/4" x 3/4"
<b>U374LF</b>	1" x 1" x 1"

## END CAP

<b>Part No.</b>	<b>Size</b>
<b>U514LF</b>	1/2"
<b>U518LF</b>	3/4"
<b>U520LF</b>	1"



## REPAIR COUPLING

- Use for Copper & CPVC ONLY
- Push-fit connections both ends



<b>Part No.</b>	<b>Size</b>
<b>U3008LF</b>	1/2" X 1/2"
<b>U3016LF</b>	3/4" X 3/4"

## PUSH-FIT FITTING CONTRACTOR KIT

Kit includes:

- |                                            |                                   |
|--------------------------------------------|-----------------------------------|
| (2) 1/2" Coupling (U008LF)                 | (2) 3/4" Coupling (U016LF)        |
| (2) 3/4" x 1/2" Reducing Coupling (U058LF) | (2) 1/2" FE Connectors (U072LF)   |
| (2) 3/4" FE Connectors (U088LF)            | (2) 1/2" Male Connectors (U120LF) |
| (2) 3/4" Male Connectors (U134LF)          | (2) 1/2" Elbow (U248LF)           |
| (2) 3/4" Elbow (U256LF)                    | (1) 1/2" Tee (U362LF)             |
| (1) 3/4" Tee (U370LF)                      | (1) 1/2" Plug (U514LF)            |
| (1) 3/4" Plug (U518LF)                     | (1) 1/2" Disconnect Clip (U710)   |
| (1) 3/4" Disconnect Clip (U712)            | (1) 1/2" Disconnect Tongs (U711)  |
| (1) 3/4" Disconnect Tongs (U713)           |                                   |
| (1) Depth Gauge and Deburring Tool (U702)  |                                   |
| (1) Durable Heavy Duty Tool Box (U3001A)   |                                   |

<b>Part No.</b>	<b>Desc.</b>
<b>22486LF</b>	28 pc. Kit

## BRASS PEX BALL VALVE WITH DRAIN

- Stamped-steel handle with vinyl grip
- Rated 400 PSI



<b>Part No.</b>	<b>Size</b>
<b>24612LF</b>	1/2" x 1/2" Barb Ball Valve
<b>24613LF</b>	3/4" x 3/4" Barb Ball Valve

## BALL VALVE

- Use for Copper, CPVC, & PEX
- Push-fit connections both ends



<b>Part No.</b>	<b>Size</b>
<b>22222-0000LF</b>	1/2" X 1/2"
<b>22185-0000LF</b>	3/4" X 3/4"
<b>22223-0000LF</b>	1" X 1"

## SLIP BALL VALVE

- Compact, corrosion-resistant
- Rated 200 PSI



<b>Part No.</b>	<b>Size</b>
<b>24735LF</b>	1/2" x 1/2" Push Fit
<b>24736LF</b>	3/4" x 3/4" Push Fit

## DEMOUNT CLIP

- Designed to disconnect push-fit connections



<b>Part No.</b>	<b>Size</b>
<b>U710</b>	1/2"
<b>U712</b>	3/4"
<b>U714</b>	1"





# REVERSE OSMOSIS WATER SYSTEMS



Color-coded encapsulated quarter turn twist-on filters for error-free installation, and a durable stainless steel bracket. The five-stage system starts with a gray encapsulated, quick-change sediment filter, followed by a light blue encapsulated GAC filter, a navy blue encapsulated carbon block filter, a quick-connect RO membrane housing with 50 GPD RO elements, and finally, a quick-connect inline GAC polish filter.

<u>Part No.</u>	<u>Letter</u>	<u>Description</u>
PERO550EZ	-	5 Stage
<b>INCLUDED</b>		
PERO-EZ-SEDIMENT	S	Gray - 5 Micron Sediment Filter
PERO-EZ-GAC	G	Light Blue GAC Filter
PERO-EZ-CB	C	Navy Blue Carbon Block Filter
PW112-50X	M	RO Membrane Filter
PM10X	M	RO Membrane Filter Housing
PCL10X-4QC	P	Inline GAC Polish Filter
PRO-4W	-	RO Storage Holding Tank
PFOT-3/14WLR	-	Chrome RO Faucet

## REVERSE OSMOSIS FILTERS



**S**  
**PRE FILTER**  
 10" X 2½" Sediment 5 Micron  
 Filter - NSF  
**PP5X**

**C**  
**CARBON FILTER**  
 10" X 2½"  
 5 Micron - Carbon Block - NSF  
**PCB250-5M**



**M**  
**MEMBRANE FILTER**  
 12" X 1.8" - 50 GPD -  
 Dry Membrane  
**PW112-50X**



**P**  
**POST FILTER**  
 10" X 2" Inline Granular Activated  
 Coco-Shell Carbon (GAC)  
 - 1/4" QC - 2000 GAL - NSF

**PCL10X-4QC**  
**POST FILTER**  
 10" X 2" Nitrate Removal Filter  
 - 1/4" John Guest fittings  
**PCL10NIT-4JG**

# REVERSE OSMOSIS COMPONENTS

## HOLDING TANKS

- White Color • Metal • NSF Listed • 1/4" Stainless Steel Nipple

<u>Part No.</u>	<u>Description</u>
<b>PRO-3W</b>	3 Gallon (2.3 gal. Nominal)
<b>PRO-4W</b>	4 Gallon (3.2 gal. Nominal)

### SPEEDFIT TO FEMALE CONNECTOR VALVE

for Use on RO Systems

<u>Part No.</u>		<u>Tube</u>	<u>Thread</u>
<b>PPSV500822W</b>	HABV-4QC-4F	1/4	1/4
<b>PPSV501222W</b>	HABV-6QC-4F	3/8	1/4

### 3 PORTED AIR GAP

for Use with both RO Systems & Dishwasher

<b>AT52-RO</b>	3 Port Air Gap
----------------	----------------

## WATER FILTER HOUSINGS

10" Long x 2½" Diameter Residential Housings, NSF Listed  
Blue Housing with Black Flat Lid; No Pressure Relief

<u>Part No.</u>	<u>Description</u>
<b>PF20-BLK</b>	1/4" Inlet/Outlet
<b>PF206-BLK</b>	3/8" Inlet/Outlet

10" Long x 2½" Diameter Residential Housings, NSF Listed  
Clear Housing with White Lid & Pressure Relief

<u>Part No.</u>	<u>Description</u>
<b>PCR212-WH</b>	3/4" Inlet/Outlet No Pressure Relief
<b>PCR212-WH-PR</b>	3/4" Inlet/Outlet w/Pressure Relief

20" Long x 2½" Diameter Commercial Housings, NSF Listed  
Blue Housing with Black Ribbed Lid

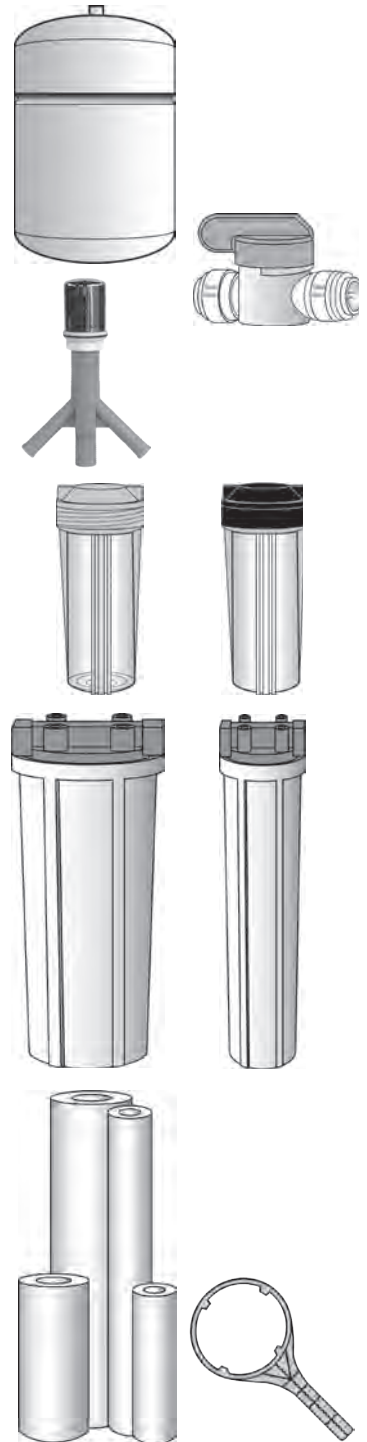
<u>Part No.</u>	<u>Description</u>
<b>PR402-BLK-12</b>	3/4" Inlet/Outlet no Pressure Relief
<b>PR402-BLK-12PR</b>	3/4" Inlet/Outlet w/Pressure Relief

20" Long x 4½" Diameter Commercial Housings,  
Big Blue Housing with Black Ribbed Lid

<u>Part No.</u>	<u>Description</u>
<b>P50-16</b>	1" Inlet/Outlet no Pressure Relief
<b>P50-16PR</b>	1" Inlet/Outlet w/Pressure Relief

## WATER FILTERS

<u>Part No.</u>	<u>Description</u>	<u>Micron</u>	<u>Size</u>
<b>W20CL</b>	Sediment	20	2½ X 10" (2 Pack)
<b>PP5X</b>	Sediment	5	2½ X 10"
<b>PP205X</b>	Sediment	5	2½ X 20"
<b>PP305X</b>	Sediment	5	4½ X 10"
<b>PP505X</b>	Sediment	5	4½ X 20"
<b>W5P</b>	Sediment	5	2½ X 10"
<b>W5CIP</b>	Taste & Odor	5	2½ X 10" (2 Pack)
<b>UB1</b>	Wall Mounting Bracket		
<b>SWPS</b>	Spanner Wrench		



# SINK STOPPERS & SPLASH GUARDS-MISC.

PLUMBING  
ELECTRICAL

## SINK DISPOSER STRAINER



**Part No.**  
**30093** White PVC

## GARBAGE DISPOSER STOPPERS

**Part No.**  
**30099** Flat - Ivory - With  
Chrome Knob



## GARBAGE DISPOSER STOPPERS



**Part No.**  
**30097** Black - Plastic Stopper  
Fits \*Whirlaway

**30101** White Molded Handle



• White rubber



**30098** Black - Plastic Stopper  
Fits \*IN-SINK-ERATOR

**30105** 5" Flat -  
Kitchen & Tub



## FIT-ALL STOPPER - 1" TO 1 3/8"

• White rubber



**Part No.**  
**30107** 1" - 1 3/8"

## FIT-ALL STOPPER - 1 1/2" TO 2"

• White rubber



**Part No.**  
**30109** 1 1/2" - 2"

## GARBAGE DISPOSER SPLASH GUARD



**Part No.**  
**30102** Splash Guard - Fits  
\*IN-SINK-ERATOR Guard



**30103** Splash Guard -  
Universal

## GARBAGE DISPOSER HUSH CUSHION

• Rubber



**Part No.**  
**30125** Fits IN-SINK-ERATOR  
& Universal Sizes

## DISPOSER DRAIN ADAPTER - PVC



• Includes: 1 1/2" flexible tail piece, hush cushion,  
slip nut, washer & set of instructions.

**Part No.**  
**60425** Universal Replacement

## GARBAGE DISPOSER CONNECTOR



• Black Rubber

**Part No.**  
**60423** With 4 Screw Clamps  
**60424** With 2 Screw Clamps

## AIR GAP



• For dishwasher & disposer installation  
• UPC listed

**Part No.**  
**60421** Air Gap With CP Cap

**60419** Chrome Plated Cap Only

## HEAVY PATTERN

**04470** Blue Body Chrome Cap

**40471** Blue w/Brushed Nickel Cap

**04499** Copper Body Chrome Cap



## ANGLE PIGTAIL CORD - 3 AMP.



• 16-3 SPT - 3 wire / rated 13 amps at 125 volts  
• UL listed for garbage disposers, motors, tools &  
appliances

• 16 gauge wire w/ ground  
**Part No.** **Length**  
**60657** 3' Length  
**60663** 6' Length

# FOOD WASTE DISPOSERS & PARTS

## IN-SINK-ERATOR



### BADGER I

- 1/3 H.P.
- Continuous Feed
- Quick-Lock Mounting
- Stainless Steel Sink Flange
- With standard 1 1/4" threaded outlet
- 1 year warranty

### BADGER 5

- 1/2 H.P.
- Continuous Feed
- Quick-Lock Mounting
- Stainless Steel Sink Flange
- With standard 1 1/4" threaded outlet
- 2 year warranty



### BADGER-5XP

- 3/4 H.P. Dura-Drive™
- Large Grinding Capacity
- Quiet Operation
- With standard 1 1/4" threaded outlet
- 3 year warranty

### COMPACT (444)

- 3/4 H.P. Dura-Drive™
- Large Grinding Capacity
- Stainless Steel Grind Elements
- Quiet Plus Operation
- With standard 1 1/4" threaded outlet
- 4 year warranty



### ESSENTIAL (555SS)

- 3/4 H.P. Dura-Drive™
- Extra Large Grinding Capacity
- Full Stainless Steel Grind System
- Extra Quiet Operation
- With standard 1 1/4" threaded outlet
- 5 year warranty

### COVER-CONTROL

- 3/4 H.P. Dura-Drive™
- Polypropylene Corrosion Shield
- Stainless Steel Grind Chamber
- Instant Energy Capacitor Motor
- Automatic Reversing Action
- 7 year warranty



### EXCEL (777SS)

- 1 H.P. Extra Heavy Duty
- Dura-Drive™ Induction Motor
- Extra Large Grinding Capacity
- Full Stainless Steel Grind System
- Ultra Quiet Operation
- Two-Way Grinding Action
- With standard 1 1/4" threaded outlet
- 7 Year Warranty

### SEPTIC-ASSIST (SD1)

- Septic Tank Disposer
- Septic Friendly
- Bio-charge septic system treatment
- Extra Quiet Operation
- With standard 1 1/4" threaded outlet
- 3 year warranty



Recommended replacement for models: 77 • 333SS • 333



### PLINK - Garbage Disposal Cleaner & Deodorizer

- Breaks up fat & food particles
- Helps prevent clogging
- Washes away foul odors
- Freshens whole kitchen
- Biodegradable

19010 10 Treatments

### Disposer Care

- Foams away odor-causing grunge.
- Removes 99+% of odor causing grunge
- Cleans the entire disposer - side walls, blades and splashguard
- Convenient, premeasured packets

DP36F Disposer Care





# FOOD WASTE DISPOSERS

**disposall®**

food waste disposers by GENERAL ELECTRIC

**GFC320N**

- 1/3 HP
- Stainless steel hopper, and cutter



Not for new installation  
For replacement of existing installed disposers - must have existing disposer mounting hardware



**GFC520N**

- 1/2 HP
- Stainless steel hopper, and cutter

**E-Z MOUNT FOOD WASTE DISPOSERS**

**SUPER QUIET SOUND PACKAGE**

1/3 HP

**GFC530N**



S.S.  
Grinding System  
S.S. AntiJam Blades



**QUIET SOUND PACKAGE**

1/2 HP

**GFC720N**

**MOEN GARBAGE DISPOSERS**



- 1/2 HP
- Stainless Steel Sink Flange w/ Drain Stopper, Drain Elbow and Mounting Assembly
- Includes removable 360° clean rinse splash guard

**GXP50C**

- 1/3 HP
- Stainless Steel Sink Flange w/ Drain Stopper, Drain Elbow and Mounting Assembly
- Includes removable 360° clean rinse splash guard

**GT33C**



**Frigidaire**

**Direct Wire Garbage Disposer  
1/2 Horsepower  
FF05DISPD1**

- Instant, high speed-torque 1/2 HP and 2600 RPM.
- BIOSHIELD® protect against odors caused by food residue and buildup.
- Designed for sound reduction with partial sound shell.
- 4 yr. Warranty and Lifetime Warranty against failure due to corrosions.



# RESIDENTIAL WIRING DEVICES

## GROUNDING WALL SWITCH • 120V



**SINGLE  
POLE  
TOGGLE 20A**

**62044 WHITE**



**DUPLEX  
RECEPTACLE  
15A. UL498-  
NEMA WD-1**

**62170 IVORY**



**SINGLE POLE  
TOGGLE SWITCH  
& RECEPTACLE**

**62079 IVORY  
62078 WHITE**



**CEILING  
LAMP  
HOLDER W/  
PULL CHAIN**

**59411**



## DUPLEX RECEPTACLES/ COVERS

- GFCI receptacle w/ face plate
- 125V, 60HZ
- Red indicator light

### Part No.

<b>62167</b>	White	15a
<b>62168</b>	Ivory	15a
<b>62177</b>	White	20a

## DUAL USB CHARGER

**15 Amp Tamper-Resistant  
Receptacle**

- 2 USB charging ports with a total power of 4A
- Replace a standard duplex receptacle
- Charge electrical device directly without an adapter
- The USB ports are used to charge portable electronic devices only



### Part No.

**62186** 2 AC Outlets



## PHONE WALL OUTLETS



- 4-conductor for use w/ 1 or 2-line telephones
- Standard style
  - Flush mount

### Part No.

<b>61001</b>	Ivory - w/ screws
<b>61011</b>	White - w/ screws



**61005** Ivory - w/ screws  
**61013** White - w/ screws

- For wall phone

# ELECTRICAL

## 1 GANG SWITCH COVER SMOOTH



**Unbreakable**

### Part No.

<b>62051</b>	Ivory
<b>62050</b>	White
<b>Jumbo</b>	
<b>62055</b>	Ivory
<b>62054</b>	White


## DUPLEX RECEPTACLE COVER PLATE



**Unbreakable**

### Part No.

<b>62028</b>	Ivory
<b>62027</b>	White
<b>Jumbo</b>	
<b>62032</b>	Ivory
<b>62031</b>	White




**2 GANG  
SWITCH  
COVER  
SMOOTH  
Unbreakable**

### Part No.

<b>62057</b>	Ivory
<b>62056</b>	White

## 2 GANG SWITCH COVER SMOOTH Unbreakable



### Part No.


<b>62057</b>	Ivory
<b>62056</b>	White

## BLANK PLATE BOX MOUNTED Unbreakable



### Part No.

<b>62074</b>	White
<b>Jumbo</b>	
<b>62063</b>	White



## BLANK PLATE BOX MOUNTED (2 GANG) Unbreakable


### Part No.

<b>62076</b>	White
--------------	-------


## 3 GANG SWITCH COVER SMOOTH

### Part No.

**62060** White



**Unbreakable**




## TOGGLE SWITCH & DUPLEX RECEPTACLE

### Part No.

<b>62083</b>	Ivory
<b>62082</b>	White


# ELECTRICAL (cont.)

## DUPLEX RECEPTACLE COVER PLATE



**Part No.**  
**62033** White

## TOGGLE SWITCH & DECORATOR PLATE



**Part No.**  
**62084** White  
**62085** Ivory


## WALL PLATE 1 GANG



**Part No.**  
**62066** White

Sierraplex/  
Decorator  
Unbreakable

## WALL PLATE 2 GANG



**Part No.**  
**62068** White



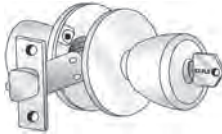
# DOOR LOCKS / HARDWARE



## ENTRY LOCKSET - TULIP KNOB

- Adjustable back set - 2<sup>3</sup>/<sub>8</sub>" or 2<sup>3</sup>/<sub>4</sub>"
- Re-keyable
- KW1 keyway


**57501**



**Part No.**  
**57504** Antique Brass - Clamshell  
**57506** Brushed Nickel - Clamshell

## ENTRY LOCKSET - COMBINATION

- Includes a combination of 1 single cylinder deadbolt & 1 entry lockset - keyed alike - same key options both locks
- Re-keyable -KW1 - Keyway
- Adjustable back set - 2<sup>3</sup>/<sub>8</sub>" or 2<sup>3</sup>/<sub>4</sub>"

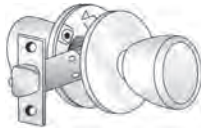


**Part No.**  
**57603** Brushed Nickel - Clamshell

## PASSAGE LOCKSET - TULIP KNOB

- Adjustable back set - 2<sup>3</sup>/<sub>8</sub>" or 2<sup>3</sup>/<sub>4</sub>"

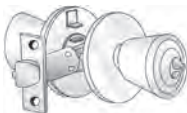
**57511**



**Part No.**  
**57511** Polished Brass - Boxed  
**57516** Brushed Nickel - Clamshell

## PRIVACY LOCKSET - TULIP KNOB

- Adjustable back set - 2<sup>3</sup>/<sub>8</sub>" or 2<sup>3</sup>/<sub>4</sub>"



**Part No.**  
**57536** Brushed Nickel - Clamshell

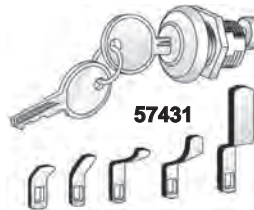
## LEVER HANDLE LOCKSET - PRIVACY

- Heavy metal construction
- Adjustable back set - 2<sup>3</sup>/<sub>8</sub>" or 2<sup>3</sup>/<sub>4</sub>"

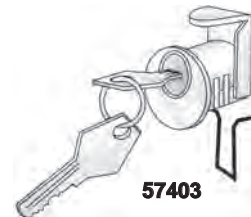


**Part No.**  
**57533** Polished Brass - Clamshell

## MAILBOX LOCKS



**57431**



**57403**

Chrome Face - w/5 cams  
• Keyway: HL-1  
**57431** Inside-Type  
**57433** Outside-Type

# LOCKSETS

## BALL STYLE - ENTRY

- Locks w/ inside thumb turn
- Adj. steel latch for 2<sup>3</sup>/<sub>8</sub>" & 2<sup>3</sup>/<sub>4</sub>" backset
- Outside Key - KW1 five pin blank
- Lockset Grade 3
- 1<sup>3</sup>/<sub>8</sub> - 1<sup>3</sup>/<sub>4</sub>" req. door thickness
- 1" x 2<sup>1</sup>/<sub>4</sub>" strike dim.



**57798** Satin Nickel

## FLAT BALL STYLE - ENTRY

- Locks w/ inside thumb turn
- Adj. steel latch for 2<sup>3</sup>/<sub>8</sub>" & 2<sup>3</sup>/<sub>4</sub>" backset
- Outside Key - KW1 five pin blank
- Lockset Grade 3
- 1<sup>3</sup>/<sub>8</sub> - 1<sup>3</sup>/<sub>4</sub>" req. door thickness
- 1" x 2<sup>1</sup>/<sub>4</sub>" strike dim.



**57842** Satin Nickel

## BALL STYLE - PRIVACY

- Locks w/ inside thumb turn
- Adj. steel latch for 2<sup>3</sup>/<sub>8</sub>" & 2<sup>3</sup>/<sub>4</sub>" backset
- Bedroom & bathroom doors
- Lockset Grade 3
- 1<sup>3</sup>/<sub>8</sub> - 1<sup>3</sup>/<sub>4</sub>" req. door thickness
- 1" x 2<sup>1</sup>/<sub>4</sub>" strike dim.



**57840** Satin Nickel

## FLAT BALL STYLE - PRIVACY

- Locks w/ inside thumb turn
- Adj. steel latch for 2<sup>3</sup>/<sub>8</sub>" & 2<sup>3</sup>/<sub>4</sub>" backset
- Bedroom & bathroom doors
- Lockset Grade 3
- 1<sup>3</sup>/<sub>8</sub> - 1<sup>3</sup>/<sub>4</sub>" req. door thickness
- 1" x 2<sup>1</sup>/<sub>4</sub>" strike dim.



**57843** Satin Nickel

## BALL STYLE - PASSAGE

- No interior or exterior locking mechanism
- Adj. steel latch for 2<sup>3</sup>/<sub>8</sub>" & 2<sup>3</sup>/<sub>4</sub>" backset
- Hall & Closet doors
- Lockset Grade 3
- 1<sup>3</sup>/<sub>8</sub> - 1<sup>3</sup>/<sub>4</sub>" req. door thickness
- 1" x 2<sup>1</sup>/<sub>4</sub>" strike dim.



**57799** Satin Nickel

## FLAT BALL STYLE - PASSAGE

- No interior or exterior locking mechanism
- Adj. steel latch for 2<sup>3</sup>/<sub>8</sub>" & 2<sup>3</sup>/<sub>4</sub>" backset
- Hall & Closet doors
- Lockset Grade 3
- 1<sup>3</sup>/<sub>8</sub> - 1<sup>3</sup>/<sub>4</sub>" req. door thickness
- 1" x 2<sup>1</sup>/<sub>4</sub>" strike dim.



**57844** Satin Nickel

## BALL STYLE - DUMMY KNOB

- Surface mount doorknob w/o latch mechanism



**57841** Satin Nickel

## FLAT BALL STYLE - DUMMY KNOB

- Surface mount doorknob w/o latch mechanism



**57845** Satin Nickel



# LOCKSETS

## TULIP STYLE - ENTRY

- Locks w/ inside thumb turn
- Adj. steel latch for 2<sup>3</sup>/<sub>8</sub>" & 2<sup>3</sup>/<sub>4</sub>" backset
- Outside Key - KW1 five pin blank
- Lockset Grade 3
- 1<sup>3</sup>/<sub>8</sub> - 1<sup>3</sup>/<sub>4</sub>" req. door thickness
- 1" x 2<sup>1</sup>/<sub>4</sub>" strike dim.

**57866** Polished Brass



**57789** Satin Chrome

**57794** Satin Nickel

## SINGLE CYLINDER DEADBOLT

- Locks w/ inside thumb turn
- Adj. steel latch for 2<sup>3</sup>/<sub>8</sub>" & 2<sup>3</sup>/<sub>4</sub>" backset
- Outside Key - KW1 five pin blank
- 1<sup>3</sup>/<sub>8</sub> - 1<sup>3</sup>/<sub>4</sub>" req. door thickness
- 1" x 2<sup>1</sup>/<sub>4</sub>" strike dim.
- Lockset Grade 3

**57865** Polished Brass




**57780** Satin Chrome

**57781** Satin Nickel

## TULIP STYLE - PRIVACY

- Locks w/ inside thumb turn
- Adj. steel latch for 2<sup>3</sup>/<sub>8</sub>" & 2<sup>3</sup>/<sub>4</sub>" backset
- Bedroom & bathroom doors
- 1<sup>3</sup>/<sub>8</sub> - 1<sup>3</sup>/<sub>4</sub>" req. door thickness
- 1" x 2<sup>1</sup>/<sub>4</sub>" strike dim.
- Lockset Grade 3

**57868** Polished Brass



**57788** Antique Brass

**57791** Satin Chrome

**57796** Satin Nickel

## DOUBLE CYLINDER DEADBOLT

- Locks w/ inside thumb turn
- Adj. steel latch for 2<sup>3</sup>/<sub>8</sub>" & 2<sup>3</sup>/<sub>4</sub>" backset
- Outside Key - KW1 five pin blank
- 1<sup>3</sup>/<sub>8</sub> - 1<sup>3</sup>/<sub>4</sub>" req. door thickness
- 1" x 2<sup>1</sup>/<sub>4</sub>" strike dim.
- Lockset Grade 3

**57782** Satin Nickel



## TULIP STYLE - PASSAGE

- No interior or exterior locking mechanism
- Adj. steel latch for 2<sup>3</sup>/<sub>8</sub>" & 2<sup>3</sup>/<sub>4</sub>" backset
- Hall & Closet doors
- 1<sup>3</sup>/<sub>8</sub> - 1<sup>3</sup>/<sub>4</sub>" req. door thickness
- 1" x 2<sup>1</sup>/<sub>4</sub>" strike dim.
- Lockset Grade 3

**57867** Polished Brass



**57787** Antique Brass

**57790** Satin Chrome

**57795** Satin Nickel

## KEYLESS SINGLE SIDE DEADBOLT

- Locks w/ inside thumb turn
- No exterior access
- Adj. steel latch for 2<sup>3</sup>/<sub>8</sub>" & 2<sup>3</sup>/<sub>4</sub>" backset
- 1<sup>3</sup>/<sub>8</sub> - 1<sup>3</sup>/<sub>4</sub>" req. door thickness
- 1" x 2<sup>1</sup>/<sub>4</sub>" strike dim.
- Lockset Grade 3

**57784** Polished Brass

**57783** Satin Nickel



## TULIP STYLE - DUMMY KNOB

- Surface mount doorknob w/o latch mechanism

**57785** Polished Brass

**57793** Satin Chrome

**57797** Satin Nickel



## DEADBOLT LATCH

- Adj. steel latch for 2<sup>3</sup>/<sub>8</sub>" & 2<sup>3</sup>/<sub>4</sub>" backset
- 1<sup>3</sup>/<sub>8</sub> - 1<sup>3</sup>/<sub>4</sub>" req. door thickness
- 1" hardened steel throw
- Fits deadbolts

**57858** Polished Brass

**57859** Satin Nickel




**STRIKE PLATE****Part No.****57081** Polished Brass Plated**SINGLE-CYLINDER DEADBOLT**

- Adjustable back set - 2 $\frac{3}{8}$ " or 2 $\frac{3}{4}$ "
- Case hardened – 1" throw
- Re-keyable
- KW1 keyway

**Part No.****57521** Polished Brass - Boxed**57526** Brushed Nickel - Clamshell**BATH HARDWARE****SHOWER ROD FLANGE**

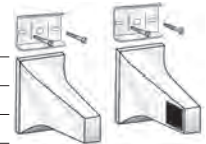
- Sold & priced by the pair

**Part No.****15095** Adjustable Chrome Plated ABS**15093** Adjustable Chrome Plated Die Cast



- Chrome plated steel

**Part No****15092** Exposed Screw**TOWEL BAR BRACKET**

- Towel bar brackets
- Chrome plated
- Sold & priced by the pair

**Part No. Screw****15151** 5/8" Exposed**15152** 5/8" Concealed**15153** 3/4" Exposed**15155** 3/4" Concealed**MIRROR FINISH TOWEL BARS**

- Sold in case quantities of 50 only

**Part No****15161** 5/8" x 18" Aluminum**15163** 5/8" x 24" Aluminum**15171** 3/4" x 18" Aluminum**15173** 3/4" x 24" Aluminum**15175** 3/4" x 36" Aluminum**15183** 5/8" X 24" Stainless Steel**15191** 3/4" x 24" Stainless Steel**SHOWER ROD**

- Sold in case quantities of 10 per case only

**15101** 1" X 5" Polished Aluminum**15103** 1" x 6' Polished Aluminum

- Shower curtain rings


- Sold in bags of 24

**15105** Nickel Plated Steel**ADJUSTABLE TOWEL BAR**

- Spring-loaded adjustable end caps • Easily cut to fit
- Plastic, fits 5/8" or 3/4" towel bar brackets

**Part No****15198** 24" White**Curved Shower Curtain Rod**

- 1 inch x 5' length
- Adds up to 9" more room
- 22 gauge

**Part No.****15118** Chrome**15119** Brushed Nickel**ADJUSTABLE TOWEL BAR END CAPS**

- Fits 5/8" or 3/4" towel bar brackets
- Spring-loaded end caps
- Priced per 10 pack

**Part No****15199** Plastic W/ Steel Spring

**COMMERCIAL GRADE GRAB BAR**

- Heavy-duty 18-gauge 304 stainless steel
- Meets ADA specifications
- Includes mounting screws
- Satin stainless finish
- 1½" diameter tubing — w/ concealed screw mounting

**Part No.**

**15188** 1½" OD x 24" Length

**SURFACE MOUNT SOAP DISH****Part No. Finish / Screw**

**15201** Chrome Exposed

**15202** Chrome Concealed

**RECESSED SOAP & GRAB BAR**

- Chrome-plated metal
- 4½" x 5¼" rough in

**Part No.**

**15215** Recessed Holder W/ Soap Dish

**15204** Replacement Plastic Soap Dish

**TOOTHBRUSH/TUMBLER HOLDER**

- Surface-mount

**Part No. Finish / Screw**

**15206** Chrome Exposed

**15207** Chrome Concealed

**16207** Brushed Nickel  
Exposed

**RECESSED TOILET PAPER HOLDER**

- Recessed mount
- Chrome plated metal
- 5¼" x 5¼" rough in

**Part No.**

**15209** Holder Only

**TOILET PAPER ROLLER**

- Spring action • ABS material • 5/8" round ends

**Part No.**

**15131** White

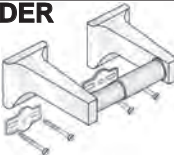
**15137** Chrome plated

- 3/8" stepped ends

**15133** White

**TOILET PAPER HOLDER**

- Surface mount
- Includes mounting hardware

**Part No.****Finish****Screw**

**15225** Chrome

Concealed

**15235** Chrome

Exposed

**16225** Brushed Nickel

Exposed

**TOWEL RING**

- Surface-mount
- Clear lucite ring

**Part No. Finish / Screw**

**15231** Chrome Exposed

**15232** Chrome Concealed

**16232** Brushed Nickel  
Exposed Screw

**DOUBLE HOOK ROBE HOOK**

- Surface-mount
- Concealed screw

**Part No.**

**15241** Chrome

**16241** Brushed Nickel

**PLASTIC MIRROR PULL**

- Plastic w/ adhesive back
- Textured finish
- 2¼" long x 3/4" wide
- Priced per pair

**Part No.**

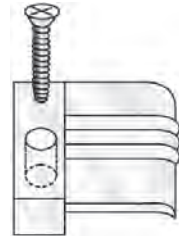
**15245** Black

**PLASTIC MIRROR CLIP**

- Hold up to 1/4"-thick glass or mirrors
- Includes screws
- Priced 25 per bag

**Part No.**

**56451** 5/8" x 3/4"


**PLASTIC CABINET/ MIRROR PULL**

- Plastic w/ adhesive back

- 3¼" long x 1" wide
- Priced per 4 pack

**Part No.**

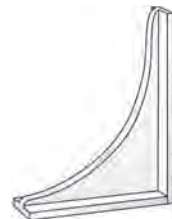
**15247** Clear

**BATHTUB SPLASH GUARD**

- Complete w/ adhesive back tape
- 7" wide x 9" high
- Priced per pair

**Part No.**

**15261** White



**DOOR VIEWERS BRASS  
PLATED**


- Fits 1½" - 2" thick doors
- Glass lens

**Part No.****56003** 190° - .550 dia.

- Fits 1¼" to 2¼" thick doors

**56004** 160° - .165 dia.**DOOR KNOCKER WITH VIEWER**

- Fits 1¼" to 2" thick doors
- Viewer is 160° - .465 dia. - glass lens

**56011** Brass Plated**56012** Antique Brass**SECURITY DOOR GUARD**

- Swing Type
- Includes screws

**Part No.****56021** Brass Plated**CHAIN DOOR  
GUARD**

- Includes screws

**Part No.****56031** Polished Brass Plated**DOOR STOPS**

- Standard type spring stop

**Part No.****56061** Polished Brass

- Heavy-duty spring stop

**56074** Antique Brass - 3"**56071** Polished Brass- 3¼"

- Standard type rigid stop

**56081** polished brass

- Hinge pin door stop - cast zinc w/ plastic bushing & vinyl tips

**56101** polished brass

- Hinge pin "Z"-shape stop - cast zinc w/ plastic bushing & vinyl tips

**DOOR HINGE W/ SCREW**

- 3½"
- Brass plated steel  
- includes screws

**Part No.****57011** Square Corners**57037** Round Corners - 5/8" Radius**CABINET DOOR HINGE - FLUSH MOUNT**

- Self Closing
- Includes screws
- Individually Bagged by the Pair

**Part No. Color****56356** Polished Brass**56352** White**56355** Antique Brass**SLIDING DOOR & WINDOW LOCK****Part No.****56045** Single Bolt**WALL DOOR STOP - ROUND TEXTURED**

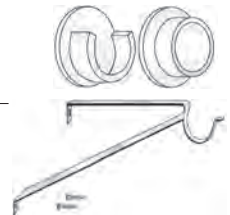
- Paintable
- with Adhesive Back

**Part No. Description****56137** 3¼" White**56139** 5" White**CLOSET HARDWARE**

- Closet rod holder - plastic

**Part No.****56421** Pair - Opaque

- Closet rod support - adjustable
- Includes mounting screws

**56423** Steel



# KRYLON SPRAY PAINT

PLUMBING  
ELECTRICAL

## INDUSTRIAL MAINTENANCE PAINTS



- The most asked-for spray paint in the industrial marketplace
- Superior performance, both indoors and outdoors
- VOC-compliant acrylic lacquer formula, free of lead hazards
- Hard, protective, durable finish
- Assures maximum coverage with excellent adhesion
- Dries fast, in just 12 minutes to the touch
- Tough, high-gloss finish
- Uniform coverage
- No recoat window, recoat anytime



### Interior/Exterior Industrial Maintenance

### Metallic Paint

<u>Part No.</u>	<u>Color</u>
<b>1501</b>	Gloss White
<b>1506</b>	Almond
<b>2501</b>	Brown

<u>Part No.</u>	<u>Color</u>
<b>1401</b>	Brite Silver
<b>1404</b>	Chrome Aluminum

## PORCELAIN ENAMEL TOUCH-UP



- Appliance touch-up paint
- Professional Grade Tech's Choice
- Covers and repairs minor scratches and abrasions
- Blended to OEM specifications
- 1/2 oz with brush on cap

<u>Part No.</u>	<u>Color</u>
<b>WHTTU</b>	White
<b>BLKTU</b>	Black
<b>ALMTU</b>	Almond
<b>BLUTU</b>	Light Blue
<b>BISTU</b>	Bisque
<b>GRYTU</b>	Gray

## HIGH HEAT PAINTS



- Withstand temperatures up to 1000°F
- Provides a clean, durable finish
- Protects against rust
- Dries to the touch in minutes

<u>Part No.</u>	<u>Color</u>
<b>1407</b>	BBQ & Stove Aluminum
<b>1505</b>	High Heat White
<b>1614</b>	High Heat Black
<b>1618</b>	Stove Paint Black

## APPLIANCE EPOXY SPRAY PAINTS



- Chemical and stain resistant
- Durable
- Dries to the touch in 30 min.

<u>Part No.</u>	<u>Color</u>
<b>3201</b>	White
<b>3202</b>	Almond
<b>3206</b>	Black
<b>3207</b>	Bisque

## SILICONE RUBBER SEALER

- Bonds to porcelain, ceramic, glass, painted surfaces and most metals
- Interior / Exterior



<u>Part No.</u>	<u>Color</u>	<u>Size</u>
<b>0806</b> (37000)	Clear	10.1 oz.
<b>0706</b> (37001)	White	10.1 oz.
<b>0820</b> (31520)	Clear	3 oz.
<b>0810</b> (31521)	White	3 oz.
<b>0809/IO</b> (37610)	Hi Temp Red	10.1 oz.
<b>0829/IO</b> (32620)	Hi Temp Red	2.8 oz.


# BROAN RANGE HOODS

## ECONOMY SERIES RANGE HOOD

- 40000 Series Installs as 3¼" x 10" vented only. Duct connector with built in damper included.
- 41000 Series installs as non-ducted with charcoal filter included.
- 42000 Series installs as 7" round ducted only.



40000 Series



41000 Series

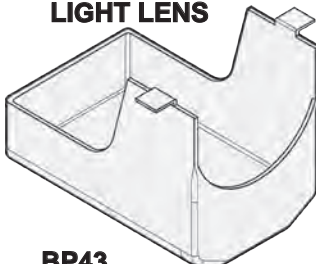


42000 Series

Width	White	Bisque	Stainless	Black
24" Ducted	402401	402402	402404	N/A
24" Duct-free	412401	412402	N/A	N/A
30" Ducted	403001	403002	403004	403023
30" Duct-free	413001	413002	413004	413023
30" 7" Round Ducted	423001	423002	423004	423023
36" Ducted	403601	403602	403604	403623
36" Duct-free	413601	413602	413604	413623
36" 7" Round Ducted	423601	423602	423604	423623
42" Ducted	404201	404202	N/A	N/A
42" Duct-free	414201	414202	414204	N/A
42" 7" Round Ducted	424201	N/A	424204	N/A

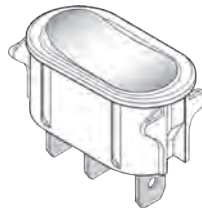
CALL FOR OTHER COLORS AND FEATURES

### LIGHT LENS




BP43

### RANGE HOOD TOGGLE SWITCHES



SR51116  
White  
Sold 2 per package



SR51117  
Black  
Sold 2 per package

### RANGE HOOD FAN & MOTOR ASSEMBLIES

#### BP17

99080492  
6¼" Dia. Fan  
8¼" Bracket  
Centers

7/8" Stack  
1.1 Amp. Two  
Speed




Fits Broan 40000-A thru H,  
42000-K, Nautilus NV, NN, NX-K

#### BP19

99080365  
6" Dia. Fan

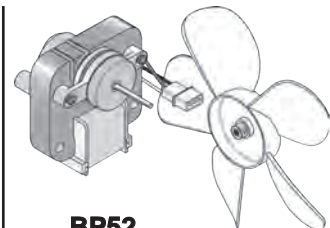
8¼"  
Bracket  
Centers  
3/8" Stack  
0.7 Amp.  
Two Speed

Fits Broan 41000 Nautilus NW & NP



#### BP52

6½" Dia. Fan  
7/8" Stack  
1.2 Amp. Two Speed  
Fits Nutone M1T, M2T, MK2T, M4T,  
M8T, V20, V23, V25, V26 & V26N




# BROAN RANGEHOOD FILTERS

## FILTERS FOR ALLURE SERIES RANGE HOODS

The filters have a special "Clean Sense" feature that indicates when the filter needs to be replaced. The Blue & Yellow Strips will blend together to Green indicating it is time to replace the filters. Mounting Clips and instructions are included.

- 30", 36", 42" Wide Broan Hood Model series QS
- 30", 36", 42" Wide Nutone Hood Model series WS
- 30", 36" Wide Sears Kenmore Model series 3160, 3161, 5260, 5270, 5501, 5511



PROPERTY  
MAINTENANCE

**BPSF30 (99010308)** 30" Hoods 2 Per Package  
10 $\frac{7}{8}$ " x 13 $\frac{5}{8}$ " x 3/16" Thick

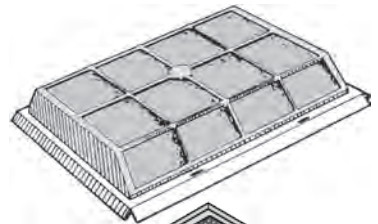
**BPSF36 (99010309)** 36" Hoods 1 Per Package  
10 $\frac{7}{8}$ " x 16 $\frac{3}{8}$ " x 3/16" Thick

**BPSF42 (99010310)** 42" Hoods 2 Per Package  
10 $\frac{7}{8}$ " x 19 $\frac{3}{8}$ " x 3/16" Thick

## FOR DUCT-FREE HOODS


Microtek Duct Free Filters are multi-layer particle filter that ensures proper range hood performance and will help keep your kitchen cleaner & brighter.

**88F (97007662)** 2 Per Package  
11 $\frac{1}{2}$ " x 10" X 1 $\frac{3}{4}$ " Thick  
Broan models: 88000-A, Nautilus NA Ser.  
Sears 233.5238510, 5248510, & 525851.




**S97007664 (76F)** 1 Per Package  
11 $\frac{1}{2}$ " x 6 $\frac{3}{4}$ " X 1 $\frac{1}{4}$ " Thick  
Broan models: 76000-C, 77000-C  
Nautilus NJ-C series  
Sears: 233.5208510, 5248510, & 5218510


**41F (97007696)** 1 Per Package  
10 $\frac{1}{2}$ " x 8 $\frac{3}{4}$ " X  $\frac{5}{8}$ " Thick  
Broan models: 11000, 41000, F40000,  
46000



**BPQTF (99010317)** Packaged Each  
Aluminum/Charcoal Filter  
11 $\frac{1}{4}$ " x 11 $\frac{1}{8}$ " X  $\frac{3}{8}$ " Thick  
Broan models: QT2000  
Nutone: WA6500  
Sears: 5205, 5215



**BP29 (97006931)** Packaged Each  
Aluminum Filter  
10 $\frac{1}{2}$ " x 8 $\frac{3}{4}$ " X  $\frac{5}{8}$ " Thick  
Broan models: 40000, 41000, 42000  
Nutone: RL6100, RL6200, RL6300, &  
RL6100 Series



# BROAN

## BATH FAN UPGRADE KIT

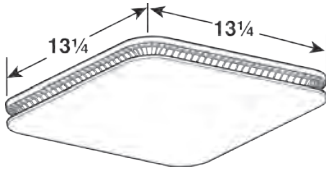
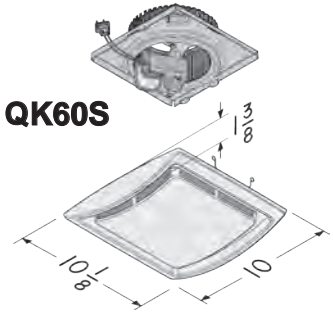
Works with Existing Fans Measuring 7½" x 7¼"

- Brighter White grille blends well with any decor
- Torsion spring grille mounting, no tools required
- QuickKit includes a galvanized steel motor plate

### BLOWER ASSEMBLY:

- Plug-in, permanently lubricated motor
- Polymeric blower wheel
- 120V • 1.2A • 60 CFM • 2.5 SONES

Model **QK60S**



## Universal CleanCover™ Upgrade

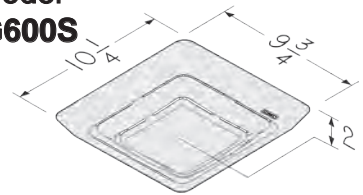
- Low profile—seamlessly blends into the ceiling.
- 13 ¼"L - 13 ¼"W - 1-5/16"D

Model **FG701S**

## Easy Install Ceiling Exhaust Fan Grille/Cover with LED Light

- Quickly and easily installs in under 5 minutes.
- Bright white finish matches popular white ceiling paint
- Designed with fewer ventilation slots to stay clean longer
- No drywall cutting or patching required
- Quick connect plug makes install easy, no wiring required
- Bright LED light illuminates darker areas of the bathroom
- Cover Dimensions: 10¼" x 9¾" x 2"
- Includes two sets of springs for use with multiple ventilation fan models
- Compatible with existing ventilation fan housing dimensions of 7½" x 7¼" and 8¼" x 8"

Model **FG600S**



## Broan-NuTone® Economy Series Cover Upgrade Kit

- Compatible with existing fan housing dimension of 7½" x 7¼"
- Cover dimension: 9¼" x 9¼"
- Fits models 670, 671, 688, 689, 695, 696N, 771, E050, E070

Model **FGR101S**

## Easy Install Bathroom Exhaust Fan Replacement Grille/Cover

- Fits Broan & NuTone bath fans with a housing size of 9¼" x 10"
- Cover dimension: 11¼" x 11¼" x 1"
- Compatible with fan models: A110 series, A80 series, AE100B series, AE110 series, AE50 series, AE80 series, AEN110 series, AEN50 series, AEN80 series, AER110 series, AER50 series, AER70C, AER series, AER90C, AERN110 series, AERN50C, AERN70C, AERN80 series, AERN90C, AEW110, AN110 series, AN80 series, AR110 series, AR80C, AR80X, AR90C, ARN110C, ARN80, ARN80C, ARN90C



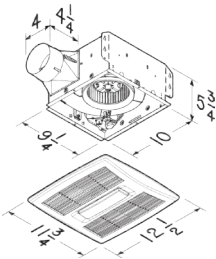
Model **FGR300S**



# BROAN

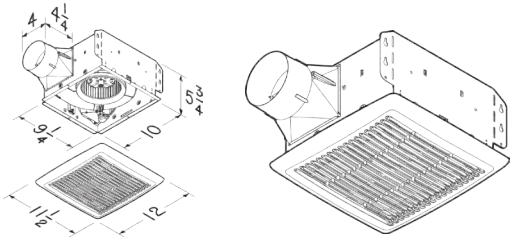
## InVent™ Airtight Fans & LED Lights

### INVENT FAN/LED LIGHT MODELS



Part No.	CFM	Sones	Energy Star
AE80L	80	0.8	Yes
AE80BL	80	1.5	Yes
AE110L	110	1.3	Yes

### INVENT FAN MODELS



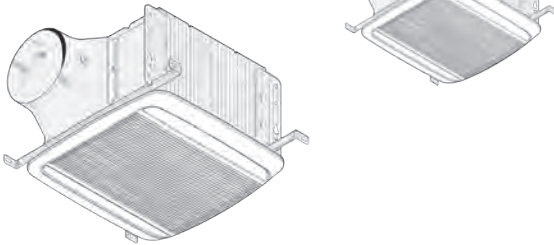
Part No.	CFM	Sones	Energy Star
AE50	50	0.8	Yes
AE80B	80	0.8	Yes
AE110	110	1.3	Yes
AE50110DC	110	0.9	Yes

PROPERTY  
MAINTENANCE

### QTDC™ Fans & LED Lights

- Selectable setting of 110 , 130 or 150 CFM

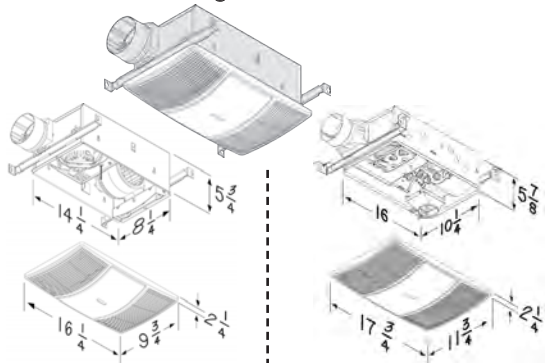
Air Flow CPM	Sound (Sones)	Power (Watts)
110	<0.3	8.3
130	0.4	10.3
150	0.7	13.9



Part No.	Description
QTXE110150DC	Fan
QTXE110150DCL	Fan w LED Light


### PowerHeat™ Heater Fan

- Forced air heating of 1300 and 1500 Watts



BHF80	BHF110
• 80 CFM	• 110 CFM
• 1.5 Sones	• 2 Sones
• 1300-Watt heater	• 1500-Watt heater

### Exhaust Fan Assembly For Broan - NuTone Thermally Protected, Open Enclosure, Ball Bearing



#### PCP50695 for QT80 Series

1/75HP, 115V 60Hz, 1550RPM, 0.9A, CWSE  
Replaces 0695B000, 86323000

#### PCP50696 for QT90, QT100 & QT110 Series

1/75HP, 115V 60Hz, 1550RPM, 1.2A, CWSE  
Replaces 0696B000, 86322000

# RELAY WITH OVERLOAD COMBINATION

**3-n-1 Complete Start Series • Relay-Start Capacitor-Overload**  
**A must have for truck stock - reduce callbacks - replace 1/12 to 1/2 hp.**

## Features

- Replaces relay, capacitor and overload for one low price
- Completely pre-wired, simply push on 3 female pin terminals
- "Push-on" compressor terminals, and 1/4" capacitor terminals
- Designed for modern high efficiency compressors
- Helps older compressors to start and run cooler
- Easy mount clip for quick installation
- Prevents low voltage starting problems

Parts  
Connect

115 Volt  
Systems WITH or  
WITHOUT Run  
Capacitor



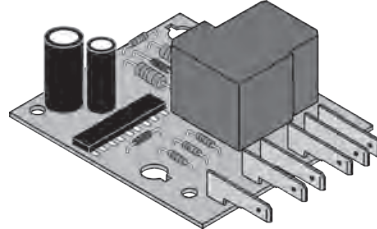
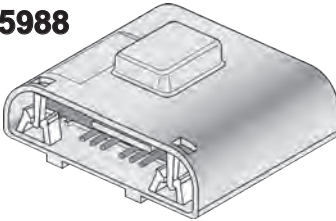
## Applications

- Domestic Refrigerator Compressors to 1/3 hp
- Works on "RSIR", "CSIR", "PSC", & "CSR" compressors

Part No.	HP	RLA	Replaces
PCS410	1/4 - 1/3 HP	6a	URCO410, RCO410, ERPU410, ERP410, 600-410, WRX-4, TQS41, HS41
PCS810	1/12 - 1/5 HP	3.5a	URCO810, RCO810, ERPU810, ERP810, HS81, WRX-8, TQS81, 600-810

# ADAPTIVE DEFROST CONTROL

**ADC5988**



**ADC4099**

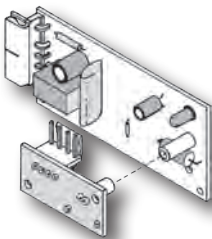
**ADC8931**

**ADC8932**

Order by Number on  
Old Control

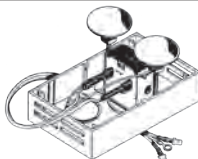
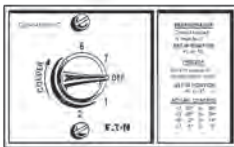
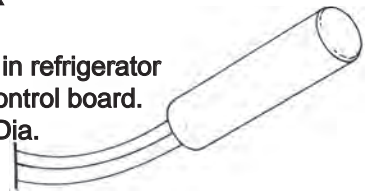
**ICE LEVEL  
CONTROL**

**ADC9102**



**THERMISTOR  
TH10025**

Used to sense temperature in refrigerator cabinet, connects to the control board.  
18" Wires 5/16" Dia.



Supco

**TEMPORARY COLD CONTROL**  
REFRIG. OR FREEZER


Range = -5°F to +38°F

- Designed to service either refrigerators or stand-alone freezers.
  - One unit for either application
  - Complete with Knob, Dial Plate, Mounting Suction Cups and Terminals
- SC1002**

	Cutout	Cutin
Cold	-5	+5
Normal	N/A	N/A
Warm	+32	+38


# UNIVERSAL FAN MOTORS

## UNIVERSAL EVAPORATOR FAN MOTOR KIT



### EM999

- Multi-mount bracket & hardware
- Reversible
- Break off shaft



### 65249

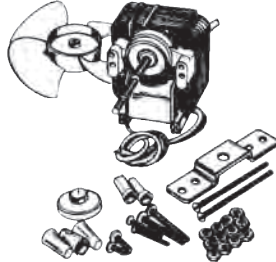
Domestic application 120V, 1/8" shaft and hub adapters, 1/2" stack with mounting hardware.

PROPERTY  
MAINTENANCE

## SUPER FIT EVAPORATOR MOTOR KIT


Commercial application  
3/16" Shaft, 1/4" and 5/16" shaft and hub adapters  
120/240V,  
1" stack includes  
5½" CCW fan.

### SM675



5/8" Stack  
3/16" Shaft

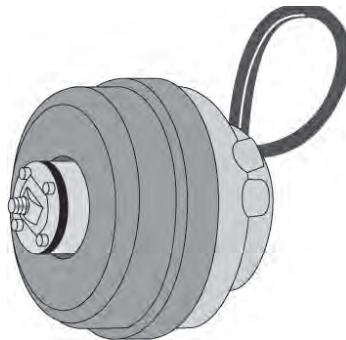
### EM670



## CONDENSER FAN MOTORS

2 Watt CW  
(CCW Shaft End)  
115 Volt

### SM5109 (Made In China)



**65109**  
Aluminum

2 Watt CW  
(CCW Shaft End)  
115 Volt



## CONDENSER FAN BLADES

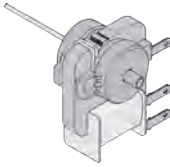
<u>Part No.</u>	<u>Rot.</u>	<u>Size</u>	<u>Type</u>	<u>Blades</u>
<b>A63607</b>	CW	6"	BLOWER	4
<b>A61103</b>	CW	7"	SUCTION	5
<b>A61104</b>	CCW	7"	BLOWER	5
<b>A63806</b>	CW	8"	SUCTION	5
<b>A63816</b>	CCW	8"	BLOWER	5

The illustration is of a COUNTER CLOCKWISE blade. Note that when you face this blade, it must be rotated COUNTER CLOCKWISE in order to blow air toward you.

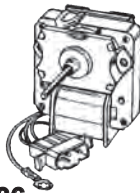
# EVAPORATOR FAN MOTORS

## DIRECT REPLACEMENT EVAPORATOR FAN MOTORS

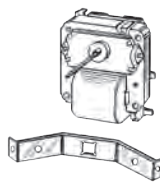
The SM series motors are manufactured for specific applications and offer direct replacement w/o unnecessary adaptations, re-bracketing, etc. Note mounting features, wire locations & shunt on top of motor.




**SM190**



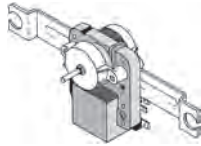
**SM336**



**SM338**



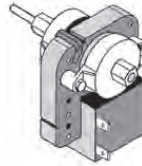
**SM343**



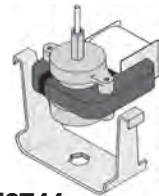
**SM345**



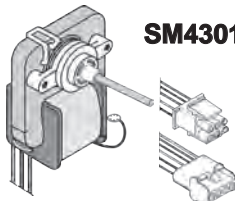
**SM391**



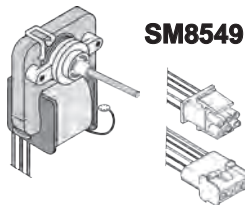
**SM399**



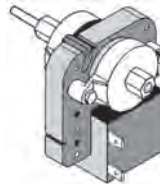
**SM2744**



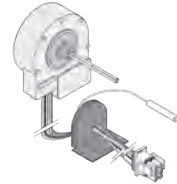
**SM4301**



**SM8549**



**SM9703**



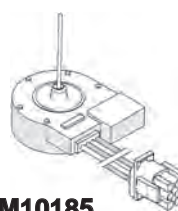
**SM10074**



**SM10141**



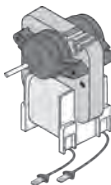
**SM10172**



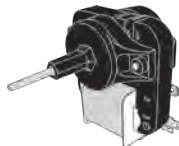
**SM10185**



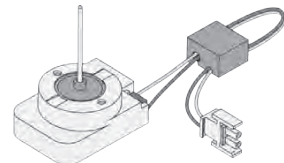
**SM10220**



**SM88389**

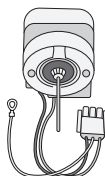


**SM28551**

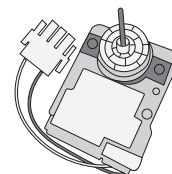


**SM10257**

**SM21887**



**SM7705**

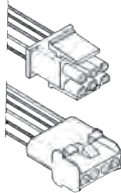




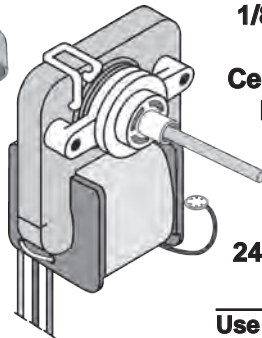
# POPULAR OEM EVAPORATOR FAN MOTORS

**5303918549**

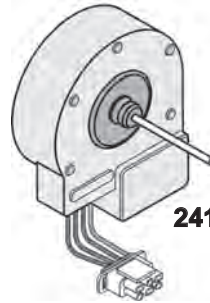
**With 15½" Harness,  
Blocks, Bell Splicers,  
& Instructions**



Replaces:  
241537301  
240315802, 240315803,  
240369701, 240369702,  
5304445861 & Others



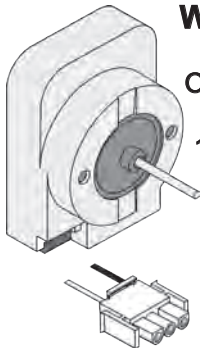
**3/8" Stack  
1/8" Shaft  
CW  
Center Hub  
Mount  
  
Bare  
Motor  
Only  
241854301**



**241509402**

**Use 530800010 Blade**

GENERIC  
REFRIGERATION

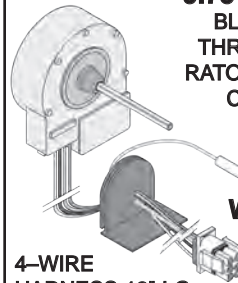
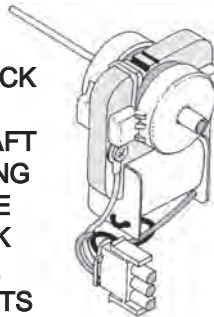


**WR60X31522**  
1/8" X 2½"  
Orange & Black  
Leads  
115V 3W "AC/  
DC"

3 Wire  
Male  
Block

**WR60X10172**

3/8" STACK  
CCW  
1/8" SHAFT  
2¼" LONG  
3 WIRE  
BLOCK  
115 V.  
7.4 WATTS

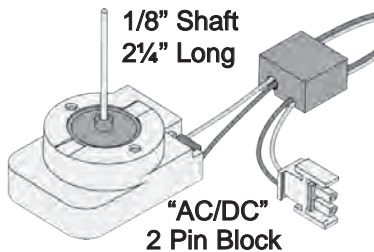


4-WIRE  
HARNESS 12" LG.  
**WR60X10185**

**9.75 VOLTS D.C.**  
BLOWS UPWARD  
THROUGH EVAPO-  
RATOR IN FREEZER  
COMPARTMENT  
6-WIRE  
HARNESS  
w/ SENSOR  
**WR60X10074**

1/8" SHAFT

**WR60X10257**  
(10129)

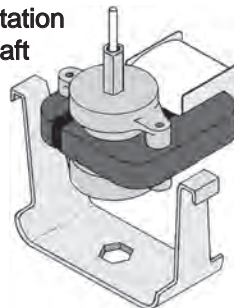


1/8" Shaft  
2¼" Long

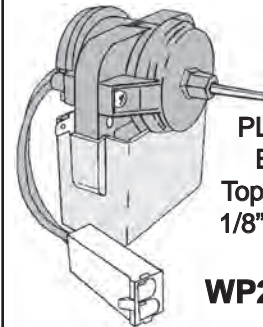
"AC/DC"  
2 Pin Block

**12002744**

- CW Rotation
- 1/8" Shaft



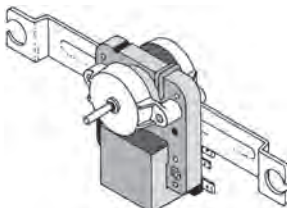
- 7/16"  
Stack



**PLASTIC  
BODY**  
Top Freezer  
1/8" Shaft 1"  
long  
**WP2315539**


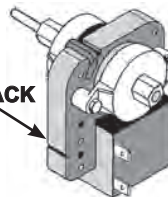
**1/8" SHAFT – LATE MODEL MOTORS – CCW ROT.**

**WP4389142  
MOTOR KIT**



3½" CCW BLADE  
IS INCLUDED  
MOUNTS 7¾"

**STACK**



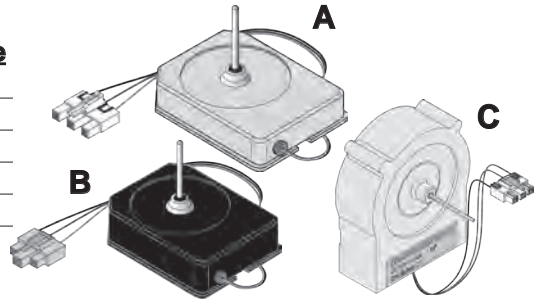
<u>Part No</u>	<u>Shaft</u>	<u>Stack</u>	<u>Amps</u>
<b>WP4389147</b>	1½"	3/8"	0.12
<b>4389144</b>	1½"	1/2"	0.15
<b>WPW10189703</b>	7/8"	1/2"	0.15

LG

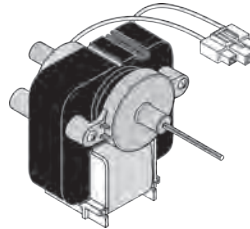
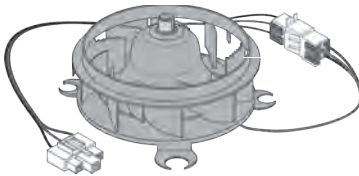
# REFRIGERATOR MOTORS

## FAN MOTORS

Pic.	Part No.	Case	Block	Voltage
A	4681JB1029A	White	White	AC
A	4681JB1029H	White	White	DC
B	4681JB1029D	Black	Blue	AC
C	4681JB1027C	Grey	White	DC
C	EAU61524007	Grey	White	DC



**EAU64824401**  
**EVAPORATOR MOTOR**  
 DC - Fresh Food Section



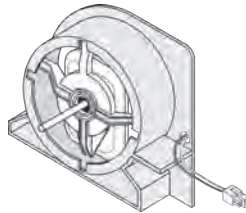
**4680JB1026H**  
**CONDENSER MOTOR**  
 115V 10.3A  
 Shaft: 2½" Long 1/8" Dia.

Samsung

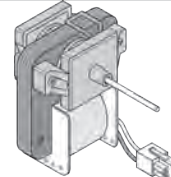
# REFRIGERATOR MOTORS



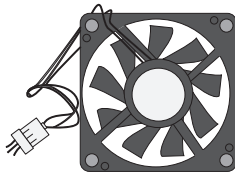
**DA31-00010D**  
**CONDENSER FAN**  
**BLADE**



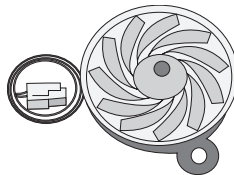
**DA97-01949A**  
**CONDENSER**  
**FAN MOTOR**  
**ASSEMBLY**  
 USED WITH  
 DA31-00010D  
 FAN BLADE



**CONDENSER**  
**FAN MOTOR**  
 1300RPM  
 115VAC  
 0.16A  
 SHAFT: L= 1¼"  
 DIA.= 1/8"  
**DA31-00103A**  
**MOTOR (IS-7210SDC6A)**



**SM0070E**  
**EVAPORATOR FAN**  
**MOTOR**

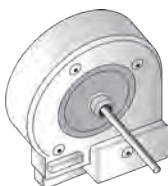


**SM287B**  
**EVAPORATOR FAN**  
**MOTOR**

**DA81-06013A**  
**EVAPORATOR FAN**  
**MOTOR**  
 12V DC 4W 0.3A



### EVAPORATOR FAN MOTOR ASSEMBLY 12 VDC






Part No.	Shaft	Wattage	Amps	RPM
DA31-00020E	1⅝" X 1/8	3.48	0.29	2770
DA31-00146B	1¼" X 1/8	2.82	0.24	1600
DA31-00146E	1⅝" X 1/8	3.21	0.268	2520
DA31-00146H	1¼" X 1/8	2.10	0.175	2950
DA31-00146J	1⅝" X 1/8	2.8	0.23	1920

# FAN BLADES

## PLASTIC FAN BLADES

For ventilators, coolers, space heater, refrigerators, freezers, any small air handling application. Select correct size and rotation from the chart shown below. Rotation is determined facing the discharge side of the blade.



<b>Part No.</b>	<b>Dia.</b>	<b>Blades</b>	<b>Rotation</b>	<b>Shaft</b>
<b>A61300</b>	3	4	CW	1/8
<b>A61301</b>	3	4	CW	3/16
<b>A61302</b>	3½	4	CCW	3/16
<b>A61353</b>	4	4	CCW	Hub
<b>A61406</b>	4	4	CW	1/8
<b>A61408</b>	4	4	CW	3/16
<b>A61550</b>	5½	4	CCW	3/16
<b>A61551</b>	5½	4	CW	3/16
<b>A61602</b>	6	4	CW	1/4
<b>A61603</b>	6	4	CW	5/16
<b>A61604</b>	6	4	CCW	3/16
<b>A61605</b>	6	4	CCW	1/4
<b>A61606</b>	6	4	CCW	5/16
<b>A61401</b>	4	5	CW	1/8
<b>A61402</b>	4	5	CW	3/16
<b>A61403</b>	4	5	CCW	1/8
<b>A61404</b>	4	5	CCW	3/16
<b>A61501</b>	5	5	CW	3/16
<b>A61502</b>	5	5	CW	1/4
<b>A61503</b>	5	5	CW	5/16
<b>A61504</b>	5	5	CCW	3/16
<b>A61505</b>	5	5	CCW	1/4
<b>A61506</b>	5	5	CCW	5/16
<b>A61455</b>	5 <sup>9/16</sup>	5	CCW	3/16
<b>A61650</b>	6½	5	CW	3/16
<b>A61651</b>	6½	5	CW	1/4
<b>A61652</b>	6½	5	CW	5/16
<b>A61660</b>	6 <sup>5/8</sup>	5	CW	7/32
<b>A61665</b>	6 <sup>5/8</sup>	5	CW	7/32
<b>A61701</b>	7	5	CW	1/4
<b>A61703</b>	7	5	CCW	1/4
<b>A61718</b>	7	5	CW	Hub

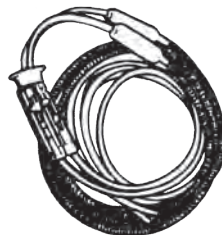
# REFRIGERATION HEATERS

## FLEXIBLE BRAIDED ALUMINUM HEATERS

For use in heating drain troughs and drain, tubes and drain pans.

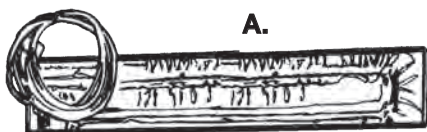
### INDIVIDUAL HEATERS - 115 VOLT

Part No.	Heating Length	Watts
SH201	20"	15
SH202	30"	45
SH203	44"	55
SH204	50"	75
SH206	70"	80
SH207	88"	110



## ALUMINUM FOIL HEATERS


Six assorted shapes and wattages for various use in mullion, drain trough and spot heat applications.



A.




B.



C.

Figure	Part No.	Length	Width	Watts	Volts
A	SH221	10"	1"	6	115
A	SH222	24"	1¼"	10	115
B	SH224	27½"	5½"	65	115
C	SH225	10½"	10½"	15	115
C	SH226	10½"	10½"	40	115

## UNIVERSAL DRAIN HEATER



SH250 (414)

60" Lead wires,  
115 Volt 3 Watts

## SH500 SERIES DRAIN HEATERS

Metal braided wire heaters for most drain line problems. Sufficient heat to keep drain free from ice buildup. Designed for continuous use. Heaters are covered with black plastic shrink sheath to protect the heater wire. For use on inside drain lines.



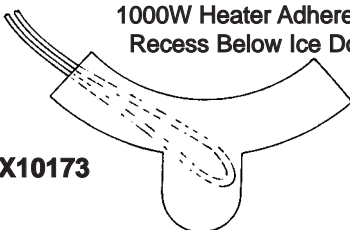
Part No.	Volts	Wattage	Heater Length	Lead Length
SH500	120	11	9"	18"
SH502	120	15	13"	18"
SH503	240	15	13"	18"
SH504	120	25	21"	18"
SH505	240	25	21"	18"

## ICING KIT FOR DISPENSER TUBE

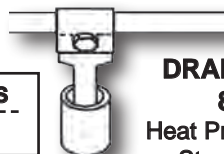
Wires  
9" Long

1000W Heater Adheres to  
Recess Below Ice Door

WR49X10173



SPOT HEAT ADD-ON KITS  
PROBLEM SOLVERS



DRAIN HEATER  
819043

Heat Probe Add-on to  
Stop Tube Icing




# TUBULAR DEFROST HEATERS

**Part No. L Watts**

**STYLE A 1 TUBE**

<b>*SH261</b>	21 <sup>7</sup> / <sub>8</sub>	550
<b>SH267</b>	23 <sup>5</sup> / <sub>8</sub>	500
<b>SH319</b>	18 <sup>3</sup> / <sub>8</sub>	400
<b>SH320</b>	20 <sup>7</sup> / <sub>16</sub>	450




**STYLE A**

**Part No. L Watts**

**STYLE B 2 TUBES IN SERIES**

<b>SH264</b>	9 <sup>1</sup> / <sub>2</sub>	550
<b>*SH271</b>	8 <sup>3</sup> / <sub>4</sub>	600
<b>SH311</b>	9 <sup>1</sup> / <sub>2</sub>	650



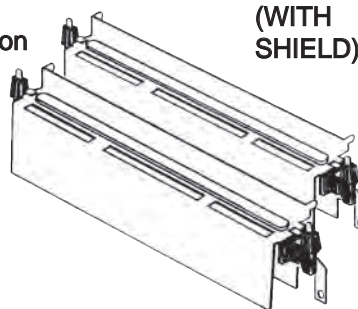
**STYLE B**

*\* Comes with tube supports  
115V*

## DEFROST HEATERS FOR GE & HOTPOINT

Exact length & mounting all combined to provide easy installation

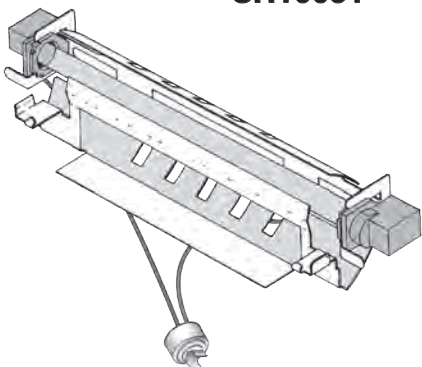
<b>Part No.</b>	<b>Tubes</b>	<b>Length</b>	<b>(Approx.) Watts</b>
<b>WR49X392</b>	2	12 <sup>1</sup> / <sub>2</sub> "	775
<b>WR51X10038</b>	1	19 <sup>1</sup> / <sub>4</sub> "	375



(WITH SHIELD)

9<sup>1</sup>/<sub>2</sub>" Long - 575 Watts

With Defrost Limiter  
**SH10031**



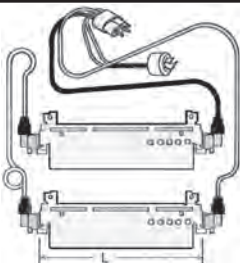
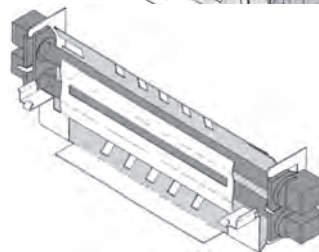
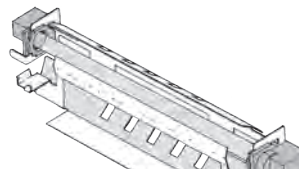
### FOR SIDE BY SIDES

• HIGH HEAT • SINGLE TUBE

9" Long - 575 Watts  
**SH324**

12" Long - 725 Watts  
**SH323**

• DOUBLE TUBE  
9" Long - 575 Watts  
**SH325**



**SH309**  
L = 7<sup>3</sup>/<sub>4</sub>"

WITH PLUG IN  
HARNESS AND  
CLIP ON L60  
TERMINATOR

**SH310**  
L = 10<sup>1</sup>/<sub>2</sub>"

# DEFROST THERMOSTATS & TIMERS



OPEN 47°F  
CLOSE 22°F

**SL2690**



OPEN 75°F  
CLOSE 40°F

**SL5708**




**3-Wire**  
OPEN 55°F  
CLOSE 35°F

**SL5709**

**Part No. Temp. Setting**

L45	Open 45°F
L50	Open 50°F
L55	Open 55°F
L60	Open 60°F
L70	Open 70°F
L80	Open 80°F



**Part No. Open Close**

SLT45	45	22
SLT50	50	10
SLT55	50	25
SLT60	60	30
SLT70	70	40



**SL243** Surface Mount

**MOUNTING CLIPS FOR SL SERIES**

PKG OF 3/NUMBER



**SL249**  
Tube Mount



**SL247**  
Snap-on Style B


**TUBE MOUNT  
PUSH-ON**



**Part No. Open Close Tube**

SL50122	60°F	28°F	3/8"
SL50129	50°F	20°F	3/8"
SL7490	48°F	18°F	5/16"
SL7503	40°F	10°F	5/16"

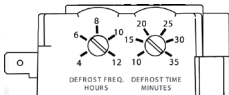
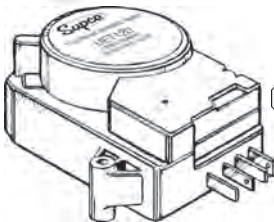
## PARAGON "ENERGY SAVER" DEFROST TIMERS



**Part No. Cycle Defrost**

A1400	6	21
B1400	8	20
D1400	8	32
E1400	12	21
G1400	6	25
K1400	10	30
A1403FL	8	21

## UNIVERSAL ELECTRONIC DEFROST TIMERS




- Replaces Over 2500 Original Part Numbers
- Cross Reference Included In Every Package
- Available In 120 and 240 Volts
- Solid State Design

**Part No Voltage**

UET120	120
UET240	208/240

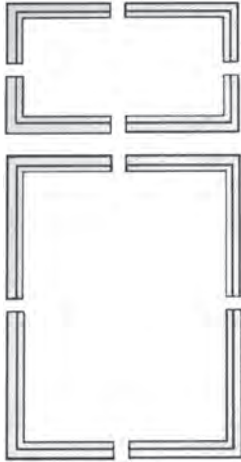
**Compressor Resistive**

<b>Part No. Voltage Rating Load</b>			
EDT10	115	1/3 HP	10 Amp
EDT20	208/240	1/3 HP	5 Amp
EDT11	115	3/4 HP	20 Amp
EDT21	208/240	3/4 HP	20 Amp



**FULLY-ADJUSTABLE  
DIAL SETTINGS FOR...**  
Defrost time  
from 10 to 35 minutes,  
and  
Defrost frequency  
from 4 to 12 hours.

# DOOR GASKETS



**CUT-TO-FIT  
MAGNETIC GASKET KITS  
WITH FACTORY  
WELDED CORNERS FOR  
OVER & UNDER OR  
SIDE BY SIDE**

**MEASURE DOOR  
& ORDER  
SMALLEST KIT  
THAT WILL FIT**

**MAGNET AND  
INSTRUCTIONS  
INCLUDED**



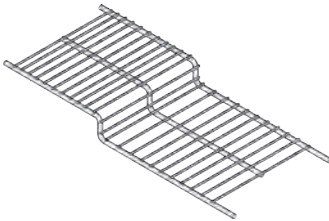
<b>Description</b>	<b>Part No.</b>	<b>Max. Size</b>
Wide Flap, Mounting Screws	<b>2001</b>	20" X 32"
Pierce Gasket Flap	<b>2002</b>	32" X 42"
Narrow Flap, Mount with Clips or Long Retainer Strips	<b>2003</b>	32" X 55"
	<b>2004</b>	37" X 84"
	<b>2301</b>	20" X 32"
	<b>2302</b>	32" X 42"
	<b>2303</b>	32" X 55"
	<b>2304</b>	37" X 84"



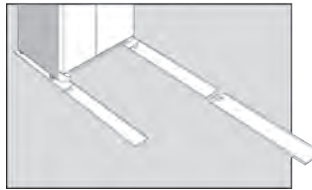
GENERIC  
REFRIGERATION

## **FREEZER SHELF - WIRE RACK WR71X2086**

GE/Hotpoint  
Top Mount  
Freezer Models



## **93001 Glide N' Guard**



An interlocking track  
system that makes  
it easy to move  
appliances & protect  
the floor

## **CRISPER COVER**


24<sup>1</sup>/<sub>8</sub>" WIDE  
18<sup>3</sup>/<sub>4</sub>" DEEP

NEW STYLE

REPLACES



**CS10398**



OLD  
STYLE

(Wash Proof)  
**18809 FAN**



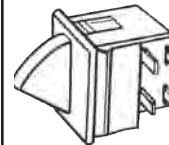
(Wash Proof)  
**18810 LIGHT**



**18806  
LIGHT**



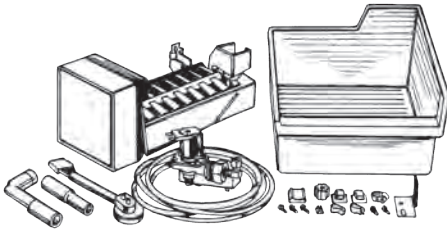
**18814  
FAN  
& LIGHT**



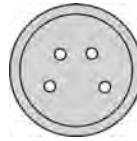
# ICE MAKERS

## ADD ON ICE MAKER

For Porcelain Liner Models With Round Plug  
Includes: Valve, Bucket, & Installation Hardware

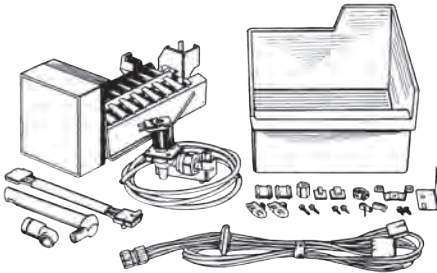


**RIM313**



## ADD ON ICE MAKER

For Plastic Liner Models With Flat Plug  
Includes: Valve, Bucket, & Installation Hardware



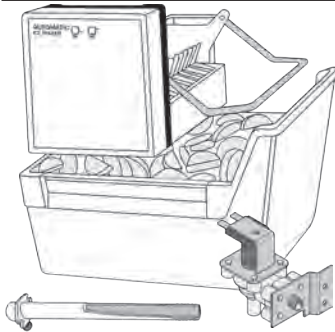
**RIM316**



## ARMSTRONG ELECTRONIC ADD ON ICE MAKER

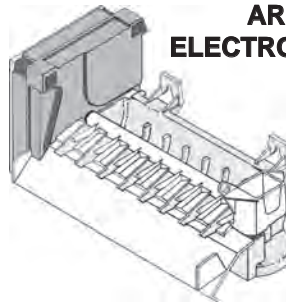
Kit Includes: Ice Bin, Single Coil Valve, & Fill Tubes

**RIM469**



## ARMSTRONG ELECTRONIC ICE MAKER IM597

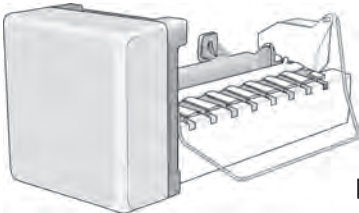
Bare Ice maker  
NO Hardware  
8-Cube



## ARMSTRONG ELECTRONIC ICE MAKER

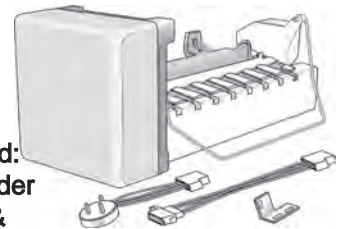
**IM900**

Bare Ice maker  
NO Hardware

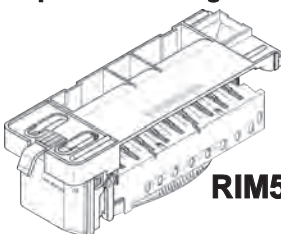


**IM943**

Hardware Included:  
Round Plug for older  
Porcelain Liners &  
Flat Plug for Plastic Liners

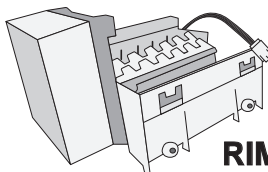


**ARMSTRONG ICE MAKER**  
Replaces Samsung DA97-05422A



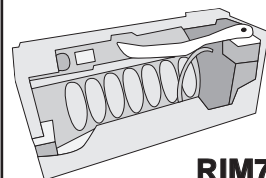
**RIM5422C**

**ARMSTRONG ICE MAKER**



**RIM1076**

**ARMSTRONG ICE MAKER**  
Replaces Samsung DA97-07603B

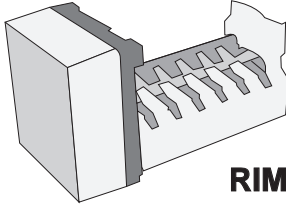


**RIM7603B**



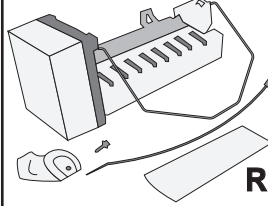
# ICE MAKERS & PARTS

## ARMSTRONG ELECTRONIC ICE MAKER



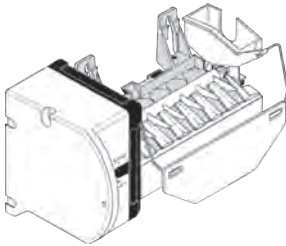
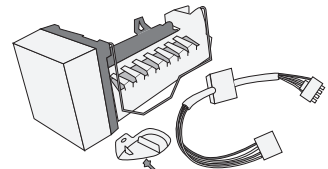
**RIM2559**

## ARMSTRONG ELECTRONIC ICE MAKER



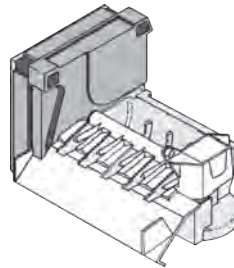
**RIM6040**

## ARMSTRONG ELECTRONIC ICE MAKER RIM8224



## ARMSTRONG ELECTRONIC ICE MAKER IM10093

Installation Hardware & Instructions

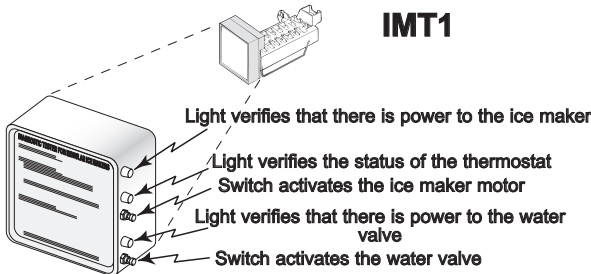


## ARMSTRONG ELECTRONIC ICE MAKER IM961

Bare Ice maker  
NO Hardware  
5-Cube

## DIAGNOSTIC TESTER FOR MODULAR ICE MAKERS

**IMT1**




- Tester is very easy to use. Simply replace the ice maker cover with the tester and follow the step by step instructions printed on the front of the tester.
- Allows for quick and accurate diagnosis of ice makers used on all Whirlpool, KitchenAid, Estate, Roper, Amana, Maytag, Sub Zero, and Kenmore refrigerators.

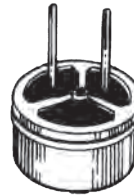
## ICE MAKER MODULE

EASILY IDENTIFIED BY  
LARGE FRONT  
GEAR INCLUDES DRIVE  
MOTOR

**IMM1**



## PIN STYLE THERMOSTAT SL7985



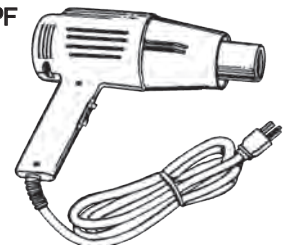
## ECONOMY HEAT GUN

**MA02525-2**

- Dual heat selection:  
600°F and 1100°F  
(400 & 535°C)
- UL listed

### FEATURES:


- 1500 Watts
- 10 Amps,  
120 Volts
- 4100 BTU's



## ALUMILASTIC

Heat Transfer Gel for  
Thermostats  
1½ oz. Tube  
(17-652)

**5303307896**




## WHAT MAKES SPARK PROOF DIFFERENT?

- Sealed micro-switches and electronic contacts
- Stabilized Water Level Adjustment for accuracy
- Universal fill cup fits multiple brands and models
- Removable bail arm for universality
- Test contacts to cycle ice maker


*Patent Pending*

# ICE MAKERS & PARTS


GENERIC  
REFRIGERATION




**RIM0803**



**RIM7113**

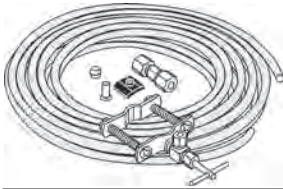


**RIM6926**



**RIM0972**

# ICE MAKER ACCESSORIES



**THESE ICE MAKER INSTALLATION KITS ASSURE YOU THAT YOU ONLY NEED TO MAKE ONE TRIP TO THE JOB**

**Standard Kit includes;**  
 1-Coil of 1/4" copper tube  
 1-1/4" Compression union  
 1-STV2 Saddle valve

<u>Part No.</u>	<u>Length</u>
<b>C15</b> (IM161)	15'
<b>C25</b> (IM251)	25'

## STAINLESS STEEL BRAIDED HOSE ICE MAKER KIT



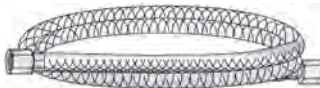
- Includes: (1) 1/4" compression x 12" long **stainless steel** braided supply line, (1) 1/4" compression x 60" long **stainless steel** braided supply line, (1) 10" filter w/ taste & odor reduction, (2) 1/4" compression x 1/4" MIP brass fittings. • Complies w/ NSF-61
- FDA approved



<u>Part No.</u>	<u>Description</u>
<b>60468</b>	Ice maker Installation Kit



Stainless Steel



## STAINLESS STEEL BRAIDED ICE MAKER INSTALLATION HOSES

- Braided **stainless steel** over Goodyear nylon reinforced vinyl hose
- Polybagged
- Complies w/ NSF-61
- FDA approved
- 1/4" nickel plated brass compression nuts

<u>Part No.</u>	<u>Description</u>
<b>48388</b>	6' stainless steel
<b>48389</b>	10' stainless steel

## REINFORCED VINYL ICE MAKER HOSE



<u>Part No.</u>	<u>Length</u>
<b>41062</b>	6'
<b>48380</b>	10'

1/4" compression X  
1/4" compression

## REINFORCED 1 FT. ICE MAKER HOSE

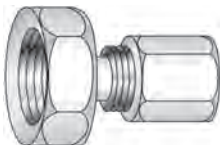


**48996** Vinyl

**48383** Stainless Steel

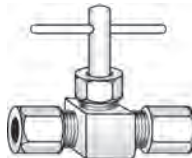
For hook up of filter to ice maker valve

### INLET ADAPTER



<u>Part No.</u>	<u>Size</u>
<b>65444</b>	1/4 Comp. (VI2404)

### STRAIGHT NEEDLE VALVE



<u>Part No.</u>	<u>Size</u>
<b>65823</b> (106C)	1/4 x 1/4

### WATER PIERCING VALVE

**Self Tapping  
STV2**

**Drill Type  
STV2D**



## WATER FILTERS FOR ICE MAKERS AND WATER DISPENSERS

This filter has 1/4" brass compression fittings with two microlene filter discs and a high grade activated carbon. Clearer cubes and better tasting.

<u>Part No.</u>	<u>Filter Media</u>	<u>Capacity Gal.</u>	<u>Max Flow Gal./ Min.</u>	<u>Lb. of Ice Per Day</u>	<u>Length</u>	<u>Diameter</u>	<u>Compression Fitting</u>	<u>Taste/ Odor</u>	<u>Scale/ Lime</u>
<b>WF271</b>	Carbon	4000	1.5	100	10"	2 1/4"	1/4"	Yes	Yes



# ICE MAKER PARTS

## John Guest Fittings

Connection Fittings for Refrigeration Tubing



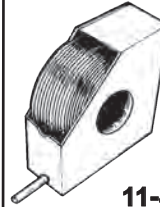
### UNION CONNECTOR

Part No.	OD Tube
PP0408W	1/4
PPM0408W	5/16
NC2099	5/16 X 1/4



### UNION ELBOW

Part No.	OD Tube
PP0308W	1/4
PPM0308W	5/16

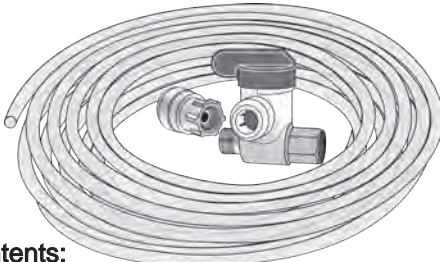


**OPAQUE  
POLYETHYLENE  
TUBING  
(Food Grade)**

11-440	O.D.
100'	1/4"
11-441	O.D.
100'	5/16"

## Ice Maker Installation Kit w/25' Tubing

**JG John Guest USA**



Contents:

- (25') 1/4" Polyethylene Tubing
- (1) 1/4" O.D. Connector
- (1) 1/4" Angle Stop Valve

### ICEMAKERKIT

## PEX Ice Maker Connector

- PEX 1/8" ID (1/4 OD) gray 8' roll
- Includes brass captured nut



**48316**



**GEAR**  
for crescent cube  
ice makers

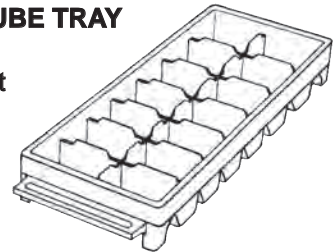
**GA31**

## POP OUT ICE CUBE TRAY

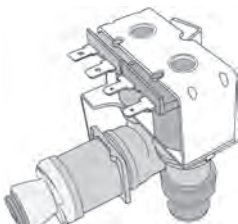
Ice Cubes at a  
Twist of The Wrist

For manual  
ice making

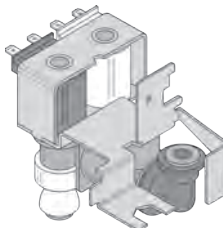
**B53031**  
(00050)



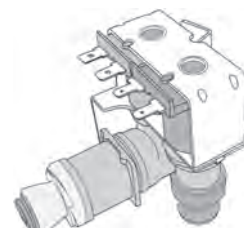
# ICE MAKER VALVES



**IMV708**



**WV5154**



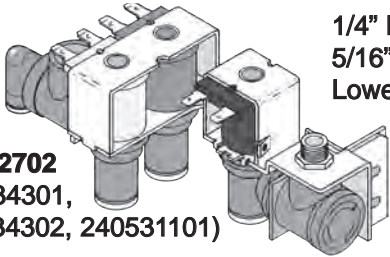
**WV8179**

# ICE MAKER VALVES

FOR FRIGIDAIRE & OTHER WCI BRANDS

## ICE MAKER VALVES FOR NEWEST MODELS

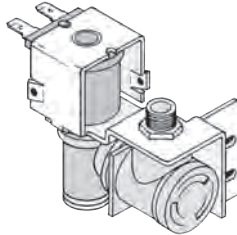
### 3-Coil Valve For Side-By-Side



1/4" Main Inlet  
5/16" & 1/4"  
Lower Fittings

**242252702**  
(241734301,  
241734302, 240531101)

### Single Valve For Top Mount

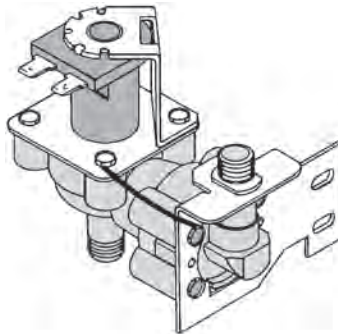


1/4" Inlet & 1/4" Outlet  
w/John Guest Fitting

**242252603**  
(241803703,  
241803701,  
240519601)

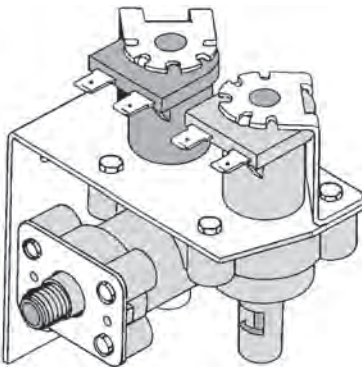
**SINGLE VALVES**  
1/4" COMP. OUTLET

**218859701**



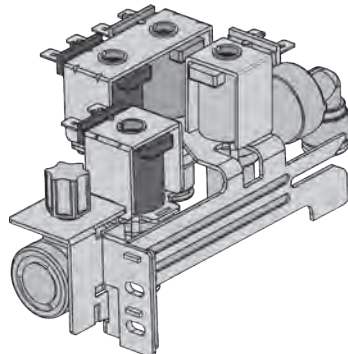
**1/4" COMPRESSION  
INLET**

1/4" Comp. Inlet  
**218832401**

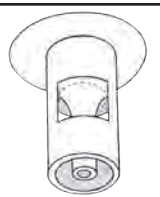


**4-COIL VALVE**  
Models with 2 Ice Makers

**242253002**  
(242102201)  
John Guest Fittings



**1/8" SLIP-ON  
OUTLETS**



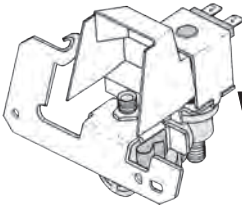
# ICE MAKER VALVES

## SINGLE INLET FOR GE, HOTPOINT & OTHERS


FOR ELECTRONIC ICE MAKER

VALVE For  
IM4, 5, 6

**WR57X10033**



John Guest  
Fittings  
**WR57X10086**

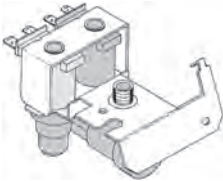


## DOUBLE DUAL INLET VALVE

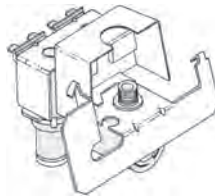
Order kit **WR57X10026** for both valves  
WR57X10023 has 1 outlet with slip-in fitting.  
WR57X10024 has 2 outlets with slip-in fittings & 1 inlet with slip-in fitting.

## DUAL INLET VALVES

Double

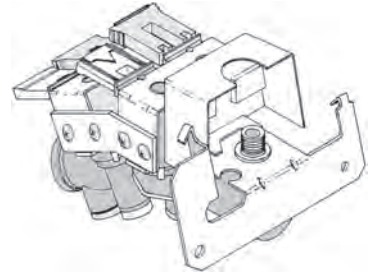


FOR CRESCENT CUBES  
REPLACES  
WR57X92 & WR57X98  
**WR57X10051**



1/4" & 3/16" terminals with 35 & 20 watt coils. 1/4" & 5/16" slip-in fittings. 1/4" compression inlet. Left side box mounting.

**WR57X33326**



**WR57X10026**


GENERIC  
REFRIGERATION

## NEW STYLE INLET VALVE KITS FOR ICE MAKERS IN WHIRLPOOL & COLDSPOT REFRIGERATORS

1/4" Tubing Inlet Replaces  
3/4" Hose Bib Inlet


Kits include:

Mounting Bracket, Plastic Tubing Fittings and  
Small Parts Complete Instructions



**SINGLE**  
**4318047**

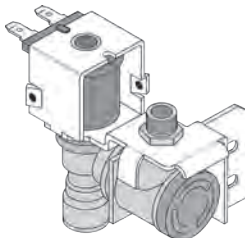
**DOUBLE**  
**4318046**



## SINGLE COIL VALVE

**WPW10498990**

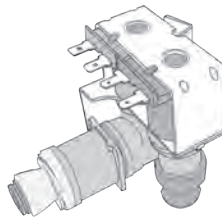
(2188784, 2219594, 2210515)



Replaces original valve that  
had slip-in fitting.

## **W10408179**

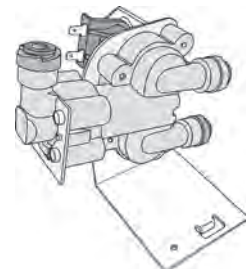
(4389177)



Old valve had threaded fittings -  
Replacement has slip in fittings.

Includes Poly tubing  
Used with Grille Mounted Filters

## DOUBLE VALVE

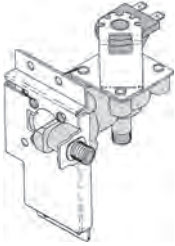


**W10247725**

# ICE MAKER VALVES

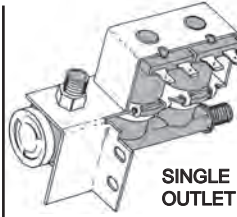
FOR AMANA, MAYTAG, ADMIRAL & OTHERS

FOR LATE MODELS



**SINGLE**  
**W10833899**  
(12490801  
R0000214)

WITH INSTRUCTIONS  
FOR ADDING  
MOUNTING HOLES




**DOUBLE**  
**WP12544001**  
(R0000242)

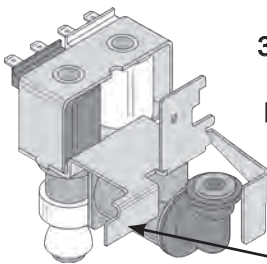
Replaces original valve  
with 2 outlets that used  
"Y" fitting.

**SINGLE VALVE**  
**W10865826**

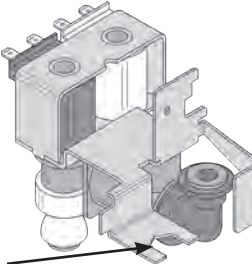
(WPW10394076,  
W10394076, W10726788,  
W10833705, W10872966)



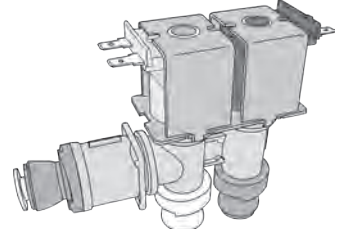
**VALVE**  
**w/ Tube Guide**  
**Fits**  
**Side-by-Sides**  
**&**  
**Bottom Mounts**  
**WP67003753**



**COILS**  
**35 W ( Brown ) &**  
**20 W ( Yellow )**  
**Push-In Outlets**  
**5/16" & 1/4"**  
**Push-In Inlet**  
**5/16"**



Note Bracket

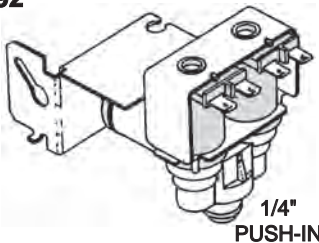


**WP67006531**

**WP67005154**

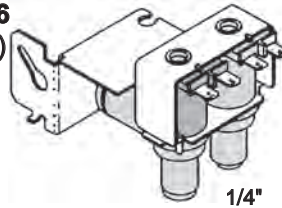
**DUAL OUTLET - HORIZ INLET**  
**67006322**

**Double Coil-Single Outlet Kit**  
**with Tubing**  
**12001892**



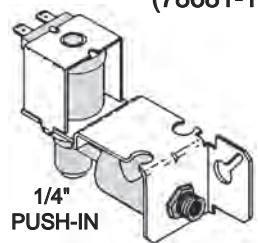
1/4"  
PUSH-IN

**Double Coil-Double Outlet**  
**- Rear Inlet**  
**61005626**  
(78680-1)



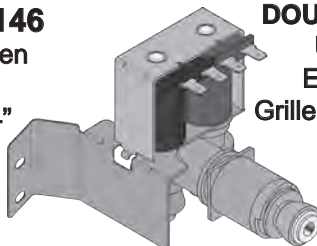
5/16" PUSH-IN  
1/4"  
PUSH-IN

**Single Valve**  
**WP61005273**  
(78681-1)




1/4"  
PUSH-IN

**WPW10179146**  
**Brown & Green**  
**Coils**  
**1/4" Inlet 1/4"**  
**& 5/16"**  
**Outlet**



**DOUBLE VALVES**  
**Used with**  
**EDR5RXD1**  
**Grille Mounted filter.**

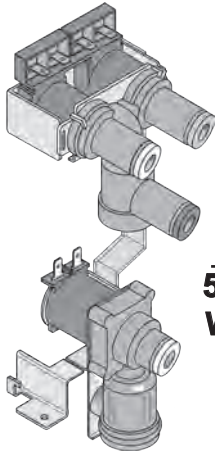


**W10822681**  
**For 5 Cube Ice**  
**Maker. Includes**  
**Poly tubing. Yellow &**  
**Green Coils**  
**(Replaces 4389178)**



# REPLACEMENT VALVE KITS FOR ICE MAKERS

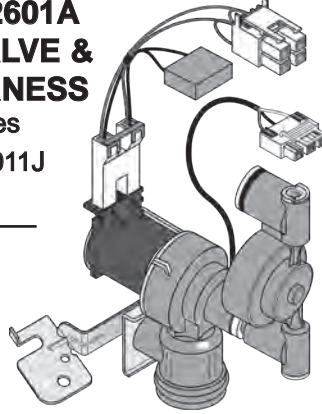
## REPLACEMENTS FOR LG



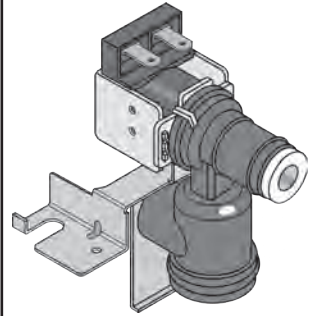
**5221JA2006D-A  
WATER VALVE**  
Replaces  
AJU34125513

### AJU72992601A WATER VALVE & WIRE HARNESS

Replaces  
5221JA2011J



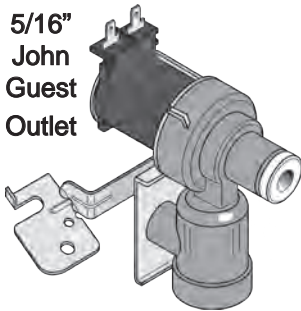
### AJU55759303A WATER VALVE



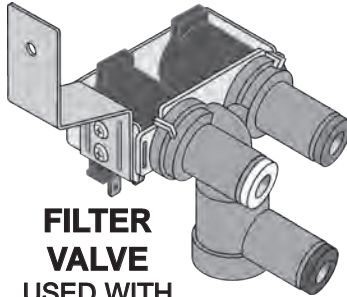
GENERIC  
REFRIGERATION

### MJX41178908A WATER VALVE

5/16"  
John  
Guest  
Outlet



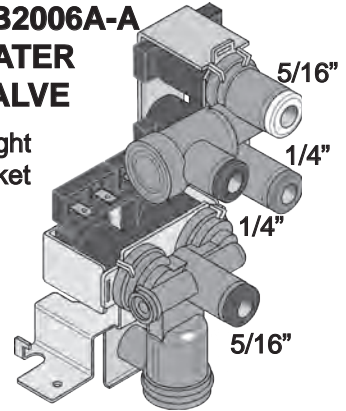
### MJX41869202A



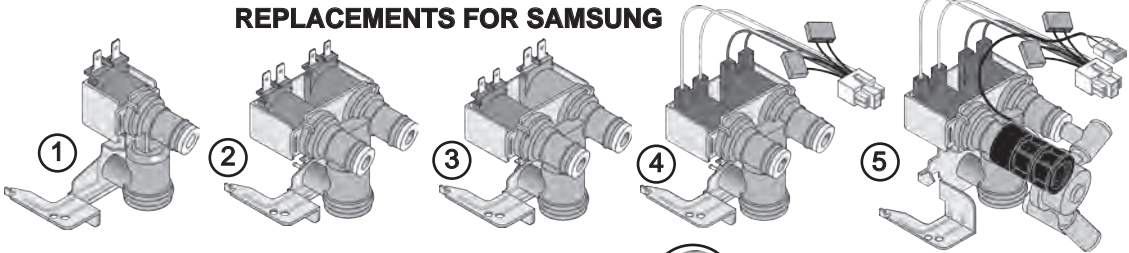
**FILTER  
VALVE**  
USED WITH  
AJU72992601

### 5221JB2006A-A WATER VALVE

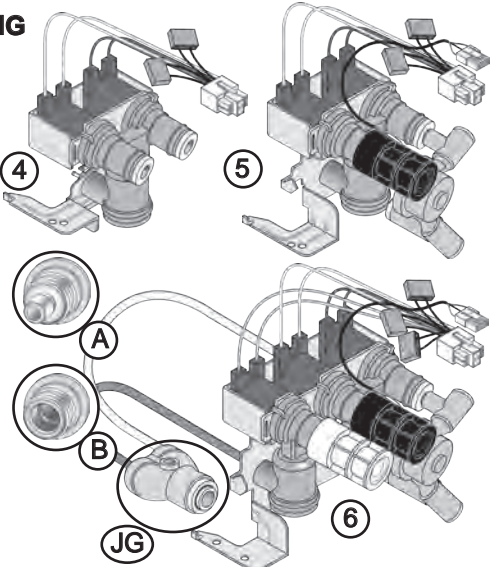
Straight  
Bracket



## REPLACEMENTS FOR SAMSUNG




Part No.	Samsung	Inlet	Voltage
1 HC01477A	DA62-01477A	A	110V
1 HC01477C	DA62-01477C	B	110V
2 HC00914B	DA62-00914B	A	110V
3 HC01585A	DA62-01585A	B	110V
4 HC02360B	DA62-02360B	A	110V
5 HC07827A	DA97-07827A	A	110V
5 HC07827B	DA97-07827B	B	110V
6 HC07695A	DA97-07695A	JG	110V



# REFRIGERATOR WATER FILTERS

**FOR FRIGIDAIRE MADE REFRIGERATORS  
FRIGIDAIRE, WESTINGHOUSE, GIBSON AND OTHERS**



**PURESOURCE**

PURE SOURCE PLUS™  
REPLACEMENT CARTRIDGE FOR  
BUILT-IN WATER FILTER

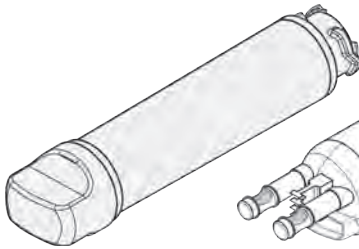
**WFCB**



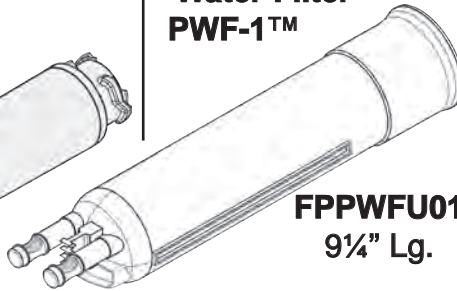
**ULTRAWF** Puresource Ultra 9 1/2" lg.  
**WF3CB** Puresource 3 - 7 1/2" lg.

Replaces: 218904602, 5303917752  
& 218710902, WF1CB

**ETPWFU01**  
**Pure Source**  
**Ultra 2**



**PurePour™**  
**Water Filter**  
**PWF-1™**

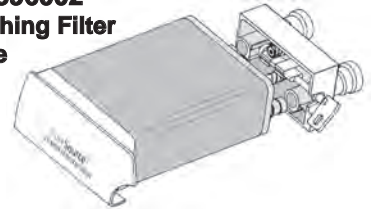


**FPPWFU01**  
9 1/4" Lg.

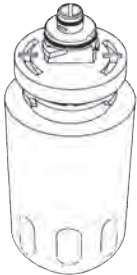
**FRONT FILTER REPLACEMENT**  
**PURE SOURCE II**

**WF2CB** Frigidaire  
**EWFO1** Electrolux

**240396002**  
**Latching Filter**  
**Base**



**FOR GENERAL ELECTRIC, HOTPOINT, RCA**



**MWFP**  
Replaces GWF

**Built-In New Kit**  
Replaces Culligan FSRC  
and FWRT  
Upper Right Corner Of  
Fresh Food Compartment

Culligan Adapter Not Included  
Order Separately  
**ADAPTER**



**GSWF**

Fits in Upper Right  
Corner of Fresh  
Food Compartment  
for Cysts, Lead, &  
Asbestos

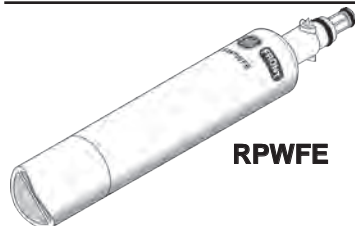
**Heavy Duty**  
Removes Cysts,  
Lead, Asbestos  
Plus Mercury,  
Benzine & Others.

**MSWF**

**XWFE**

**Water Filter**  
**w/ RFID Chip**  
Fits SXS & Bottom  
Freezers

Bypass plug is  
**WR17X33825**



**RPWFE**

Located either on FF door or  
Top Left side of FF section

**FILTERS FOR SAMSUNG WSS-2**



Replaces :  
TADA29-00003B, 3A,  
DA29-00003A, 3B,  
3D, 3A-B,  
DA61-00159, 159A,  
159A-B

**WSS-1**



Replaces :  
DA29-00020A, 20B,  
DA29-00019A,  
DA-97-08006A, 6B, 6A-B  
WF294

# REFRIGERATOR WATER FILTERS


## WSL-1

Replaces:  
5231JA2002A,  
WF290,  
LT500P



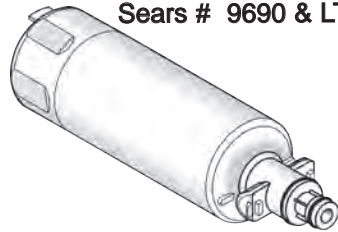
## FILTERS FOR LG WSL-2 (LT600P)

Replaces  
LG part no: 5231JA2005A,  
2006A, 2006B, 2006F,  
Kenmore: 9990, 9990P,



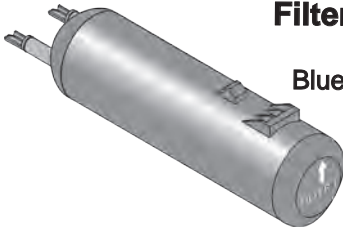
## WSL-3

Replaces: LG# ADQ36006101  
Sears # 9690 & LT700P



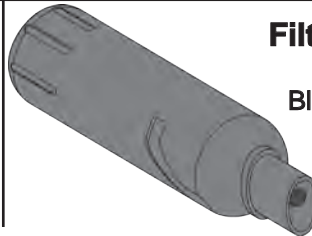
## Filter 1 EDR1RXD1 (W10295370A)

Blue Translucent Filter  
for SXS  
Refrigerators



## Filter 2 EDR2RXD1 (W10413645A)


Blue Translucent Filter  
for SXS  
Refrigerators



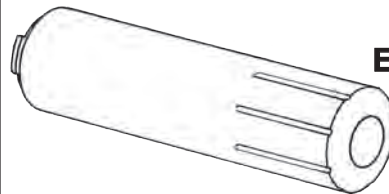
## FILTERS FOR WHIRLPOOL

## Filter 3 EDR3RXD1 (4396841 4396710 W10193691)

LOA 12"  
Mounts in  
Lower Grille

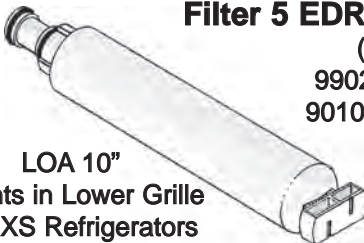


## Filter 4 EDR4RXD1 (UKF8001 4396395)



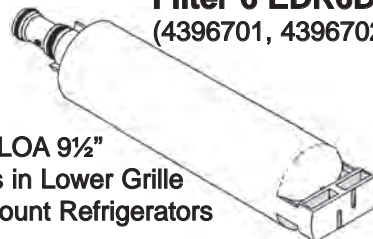
## Filter 5 EDR5RXD1 (4396510 9902 (Sears) 9010 (Sears))

LOA 10"  
Mounts in Lower Grille  
for SXS Refrigerators



## Filter 6 EDR6D1 (4396701, 4396702)

LOA 9½"  
Mounts in Lower Grille  
for Top Mount Refrigerators



**Filter 7 EDR7D1**  
(UKF7003, UPF5001, UKF6001,  
UKF7001, UKF7002)



**Filter 8 EDR8D1**  
(8171413, 8171414, 8171787)

## FILTER FOR BOSCH



Replaces :  
640565  
For refrigerators  
Evolution  
500 Series  
800 Series  
EVOFLTR10  
system  
**WSB-1**


GENERIC  
REFRIGERATION



# REPLACEMENT PARTS FOR SUB ZERO

## CONDENSER FAN MOTOR REPLACEMENT

**Part No.** **Description**  
**SM0740** Kit includes 2 wire & 3 wire terminal (S4200740) blocks, ground wire, screws, & Instructions.

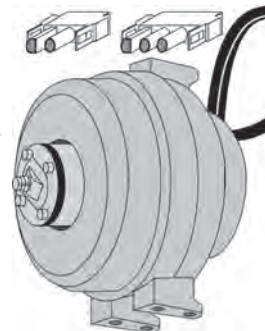
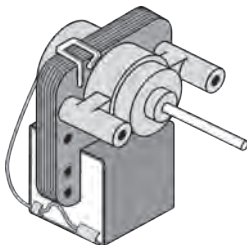


## EVAPORATOR FAN MOTOR REPLACEMENT

### AM4245

Replaces:

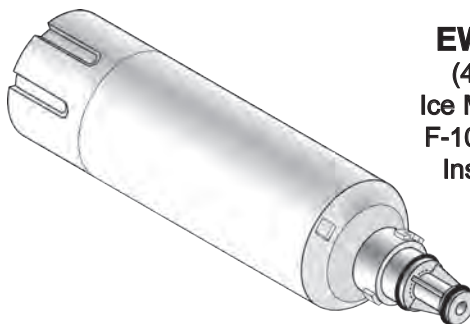
4200170S Refrigerator Motor Kit  
 4200160S (3090120) Freezer Motor Kit



## REFRIGERATOR DOOR GASKETS FOR SUB ZERO

Part No.	Description
<b>S7010573</b>	Door Gasket
<b>S7010574</b>	Door Gasket
<b>S7010575</b>	Door Gasket
<b>S7010578</b>	Door Gasket
<b>S7010583</b>	Door Gasket
<b>S7010584</b>	Door Gasket
<b>S7010592</b>	Door Gasket
<b>S7010609</b>	Door Gasket

## WATER FILTER



**EWF-8003**  
 (4204490)  
 Ice Maker Filter  
 F-1000, F2000  
 Insinkerator

## MODEL NUMBER CROSS REFERENCE OF GASKETS FOR SUB ZERO

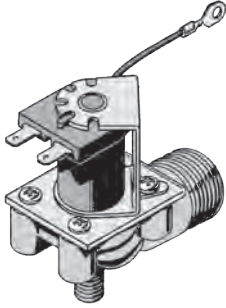
Model No.	Door	Serial	Part No.	Model No.	Door	Serial	Part No.
244	Door Gasket		S7010609	632	Freezer	>1810000	-
249FF	Door Gasket		S7010609	632-2	Fresh Food		S7010584
249R	Door Gasket		S7010609	650	Fresh Food	<1810000	S7010575
249RP	Door Gasket		S7010609	650	Fresh Food	>1810000	-
501F	Freezer	<1810000	S7010578	650	Freezer		S7010592
501F	Freezer	>1810000	S7010583	650-2	Fresh Food		S7010585
501R	Fresh Food	<1810000	S7010578	650-2	Freezer		S7010592
501R	Fresh Food	>1810000	S7010583	650-3	Freezer		S7010592
532	Fresh Food		S7010573	650G	Fresh Food		-
532	Freezer		S7010574	650G-2	Fresh Food		-
550	Fresh Food		S7010575	650RG	Freezer		S7010592
550	Freezer		S7010592	690	Fresh Food	<1810000	S7010573
590	Fresh Food		S7010573	690	Fresh Food	>1810000	S7010584
590	Freezer		S7010574	690	Freezer	<1810000	S7010574
601F	Freezer	<1810000	S7010578	690	Freezer	>1810000	-
601F	Freezer	>1810000	S7010583	695-2	Fresh Food		S7010584
601R	Fresh Food	<1810000	S7010578	695-2	Freezer		-
601R	Fresh Food	>1810000	S7010583				
632	Fresh Food	<1810000	S7010573				
632	Fresh Food	>1810000	S7010584				
632	Freezer	<1810000	S7010574				

< is less than Serial#  
 > is greater than Serial#

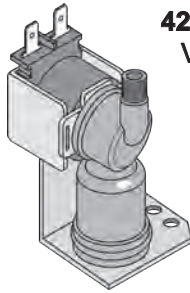


# REPLACEMENT PARTS FOR SUB ZERO

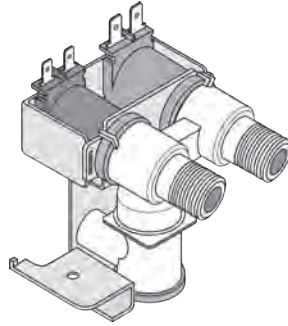
## WATER VALVES



**4201450S**  
VALVE  
(3090110)



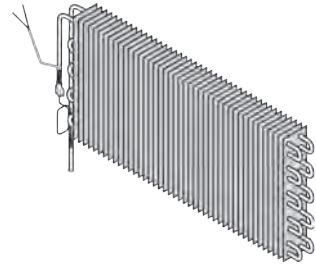
**4202790S**  
VALVE



**4201460S**  
VALVE  
(3090120,  
3090240)

## EVAPORATORS

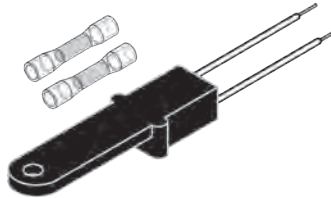
Part No.	Reference	Dimensions
7014701PR	(3130240)	29" X 20" X 1"
3130280PR	(4204440)	15" X 12" X 1"
4204400PR	(3130270)	29" X 7" X 1"
4204410PR	(3130390)	28" X 20" X 1"
4204420PR	(3130260)	24" x 16" X 1"
4204430PR	(3130420)	20" X 16" X 1"



GENERIC  
REFRIGERATION

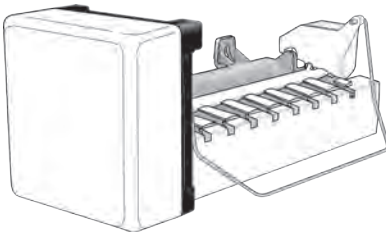
## 4204150S

**THERMISTOR KIT**  
41" Leads  
(3090110)

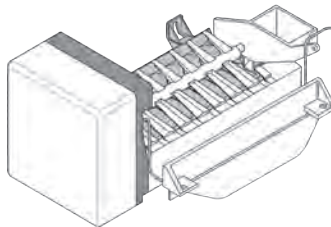


**Includes:**  
2-Splices w/ Heat  
Shrink Insulation  
& Instructions

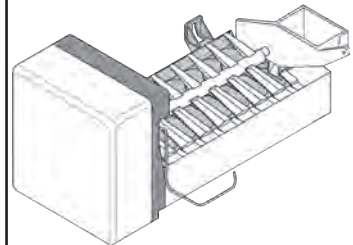
## ICE MAKERS



**4200520S**  
Ice maker



**4200522S**  
Ice maker  
with Arm & Rudder



**7002738S**  
Ice maker  
(4200521)

# TRASH COMPACTOR BAGS & PARTS

## BROAN BAGS High Tech Polymer (Black)



<u>Part No.</u>	<u>Size</u>
93620008	12"
15TCBL	15"

## BAG CADDY Heavy Plastic

Helps re-  
move full  
bag



for 12"  
Broan  
93110499

for 15"  
Whirlpool  
13030RP

## HEAVY DUTY PLASTIC COMPACTOR BAGS

<u>Part No.</u>	<u>Size</u>
K12	For Square 18" Compactors (15 Pak)
KW12	For Square 15" Compactors (15 Pak)

# SHAKEAWAY PADS & SCRATCH-B-GONE

## KE-Shakeaway for Washers & Dryers

13131-JH1 KE-ShakeAway Plus 2½" x 2½" x 1" thick

- Pads effectively reduce vibration transfer from machine to floor.
- 5 layer design




16001



### KE-Shake Away™ with Slip Guard

- 2½" x 2½" x 3/4" + 1/4" Foot Capture Plate
- For use with all foot types (rubber & composite)
- Foot capture plate with adhesive top
- Use on all types of flooring to stop vibration transfer
- Bottom layer is a new slip guard material

11001



### KE-Shake Away™ Space Saver. 2½" x 2½" x 3/8"

NOT recommended for MOST washer installations. Pad is thinner for units in cramped spaces such as closets or under counters for maximum vibration control in limited spaces. Top has foot capture plate with adhesive. Bottom is non-abrasive, slip resistant, and will not mar floors.



# SCRATCH-B-GONE™



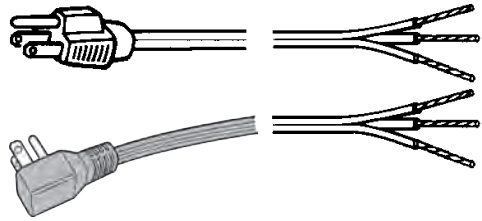
<u>Part No.</u>	<u>Description</u>	<u>Pack</u>
WS-SBG-HCS1	Scratch-B-Gone DIY Kit	1
WS-SBG-PSK1	Professional Kit	1

# APPLIANCE CORDS & RECEPTACLES

## POWER SUPPLY EXTENSION CORDS

•15A - 125V • 14/3 SPT

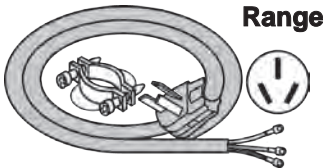
Part No.	Length	Type Cap
110SC3-14	3'	Straight
110SC6-14	6'	Straight
110AC3-14	3'	Angled
110AC6-14	6'	Angled
110EXT3	3'	Extension
110EXT6	6'	Extension



## 3 WIRE RANGE & DRYER CORDS



Dryer

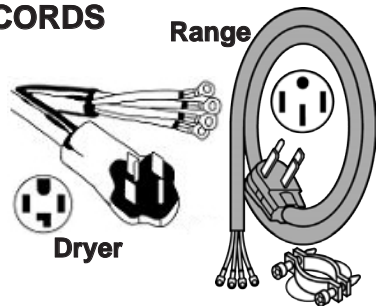


Range

Part No.	Use	Length	Amps
DC304	Dryer	4 Ft.	30
DC305	Dryer	5 Ft.	30
DC306	Dryer	6 Ft.	30
DC310	Dryer	10 Ft.	30
RC354	Range	4 Ft.	40
RC355	Range	5 Ft.	40
RC356	Range	6 Ft.	40
RC504	Range	4 Ft.	50
RC505	Range	5 Ft.	50
RC506	Range	6 Ft.	50
RC510	Range	10 Ft.	50

## 4 WIRE RANGE & DRYER CORDS

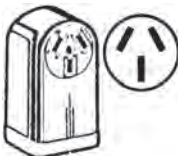
Part No.	Use	Length
DC-01004B	Dryer	4 Foot
DC-01005B	Dryer	5 Foot
DC-01006B	Dryer	6 Foot
RC-00604B	Range	4 Foot
RC-00605B	Range	5 Foot
RC-00606B	Range	6 Foot



Range

Dryer

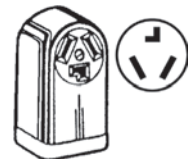
## RANGE & DRYER RECEPTACLES



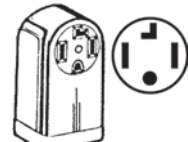
Range



Part No.	Description
112B	3 Wire Range Receptacle
125B	3 Wire Dryer Receptacle
1212	4 Wire Range Receptacle
1225	4 Wire Dryer Receptacle



Dryer



# INLET & FILL HOSES & ACCESSORIES

## THE ALMIGHTY HOSE!

BEST



- Rated at 12,000 PSI
- Solid Brass Ends
- Non Marking Texture
- 25 Year Guarantee
- Nylon & Stainless Steel Mesh Braids
- Superior Quality and Performance



<u>Part No.</u>	<u>Length</u>
AMH4	4'

## 3/8" ID STAINLESS STEEL WASHING MACHINE CONNECTORS

BETTER



2 Pack Bags

<u>Part No.</u>	<u>Length</u>
3804FFSS	48"
3805FFSS	60"
3806FFSS	72"
3804FFSS2 (2 pk)	48"
3805FFSS2 (2 pk)	60"
3806FFSS2 (2 pk)	72"

**FULL FLOW COMMERCIAL 3805FFSSLG**  
5' (60") Long Full 3/8" Dia.  
Brass Ferrel for greater water flow  
Packaged Individually

## 48FFK

Washing Machine Fill Hose Kit

2 - 4' Fill Hoses

2 - Hi-Temp Hose Washers

2 - Hi-Temp Screen Washers



## 60FFK

Washing Machine Fill Hose Kit

2 - 5' Fill Hoses

2 - Hi-Temp Hose Washers

2 - Hi-Temp Screen Washers

## 3/8" ID RAYON CORD FOR STRENGTH & LONG LIFE

GOOD

<u>Part No.</u>	<u>Length</u>
48FF	4
60FF	5
72FF	6
120FF	10

## FEMALE INLET HOSE

Female Couplings - Both Ends



## 90° INLET HOSES

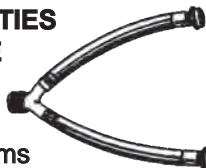
Female and 90° Couplings



<u>Part No.</u>	<u>Length</u>
48FE (60331)	4
60FE (60333)	5
72FE (60335)	6
120FE (60337)	10

**FOR LARGER QUANTITIES CALL FOR QUOTE**  
**"Y" MIXER HOSE HYP38**

- High Pressure Hose Arms
- 12" long, double-coupled with steel fittings
- Pressure tested "Y" casting



Male coupling one end, opposite end female  
**EXTENSION HOSE**

<u>Part No.</u>	<u>Length.</u>
36MF (60340)	3
48MF (60341)	4
60MF (60343)	5





# DRAIN HOSES & ACCESSORIES

## POLYFLO - A NEW GENERATION WASHER DRAIN HOSE

\* Extreme Flexibility \* Smooth Innerwall \* Crush Resistant



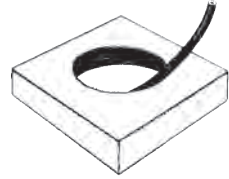
SSD6

Part No.	Description
SSD6 (60356)	6 ft., 1 in. ID Hose w/1½ & 1¼ Connector
SSD8 (60357)	8 Ft., 1 in. ID hose w/1½ & 1¼ Connector

## BULK HOSE SMOOTH ALL BLACK RUBBER

**Part No.I.D.**  
**B6350\* (60363) 5/8"**

**BULK DRAIN HOSE  
 SOLD IN  
 50' LENGTHS  
 \*REINFORCED**



GENERIC  
LAUNDRY

## HOSE CLAMPS

Fits

**Part No.Hose O.D.**

104	1/4" to 5/8"
105	5/16" to 7/8"
108	1/2" to 29/32"
110	7/16" to 11/16"
112	11/16" to 1¼"
116	13/16" to 1½"
120	13/16" to 1⅞"
124	11/16" to 2"



**Sold in  
Boxes of 10**



**VALVE  
SCREEN  
W4040**

## PLASTIC HOSE MENDER



**HM101 (LA101)  
Black Plastic**



**GREEN  
STRIPE  
HOSE  
WASHERS  
GSW300  
(60825)**

**SC600 (60826)  
Filter Screen  
Washer**



## WASHERS & SCREENS FOR HIGH WATER TEMPERATURES

**SC24  
24 Screen Washers**



**HW24  
24 Hose Washers**



## "RUST BUSTER"

Quickly loosens rusted bolts, screws, shafts, piping and all types of "frozen" connections. Comes with 14" telescoping spout.

**PCRB75 (MO44)**



## "ZOOM SPOUT OILER"

Zoom Spout Oiler contains 4oz. of high grade turbine oil. Comes with 14" telescoping spout for those hard to reach places.

**Parts  
Connect®**

**PCZS75**



# DISHWASHER & WASHER ACCESSORIES

## STEAM DRYER INSTALLATION KITS



- 12" inlet adapter
- "Y" Connector
- 72" X 3/4" FHT X 3/4" FHT fill hose with 90°el

### Part No. Description

**41025** (WS5SS-STM) Stainless Hoses

**41024** Rubber Hoses

## D/W INSTALLATION KITS

Stainless Steel Braided  
Hose 3/8" Comp x 3/8"  
Comp x 72" Length &  
3/8" Comp x 3/8" MIP  
Brass Elbow, Hose  
Clamp, 3 Wire Nuts,  
1/2" Romex Connector



### Part No. Description

**48336** (DWK6472SS) Kit

**48337N** Kit w/6' Power Cord

## STAINLESS STEEL DISHWASHER CONNECTORS

Can withstand water pressures up to 3500 P.S.I. and temperatures up to 158°F. Reduces vibration, thermal expansion and water flow noises. (with fitting)



3/8" MIP X  
3/8" Female Comp.

### Length

4 ft.

5 ft.

6 ft.

### Part No.

**48747** (60416)

**48364** (60417)

**48365** (60405)

## 6' DISHWASHER HOSE

3/8" Compression X 3/4" Female Hose



- Fits Whirlpool manufactured dishwashers since Sept. 2009
- Connects directly to 3/4" hose thread inlet.
- Complies with low lead plumbing law.
- Nickel plated brass nuts

### DW6WP

(21-82472-DW, 41043)

## 90° DISHWASHER ADAPTER

SOLID BRASS BODY  
3/8" Compression for Copper



**34FHT**  
(69-612W)




### DW6SS

(21-82472+ELDW, 41045)

- 6' long 3/8" comp x 3/8" comp
- 3/4" Female Hose Thread 90° Adapter
- 3/8" Male Pipe Thread 90° Adapter

LP86-60 • 60"  
LP86-96 • 96"



**PEX UNIVERSAL  
DISHWASHER  
HOOKUP**

Has these fittings:

1/2" FIP nut &  
compression nut &  
3/8" comp nut  
Cut To Fit

# DISHWASHER & WASHER ACCESSORIES

## DISHWASHER MAGIC

Restores Dishwasher Performance & Appearance to Like-New Condition  
Environmentally Friendly

**DM12D**

Safe for Plumbing and Septic Systems

- **Improves** cleaning performance
- **Extends** the life of your dishwasher
- **Removes** lime, scale, calcium, soap scum & grease



## WASHER MAGIC

The revolutionary solution specifically formulated to safely and effectively clean the family washing machine.

- Safely removes lime scale, soap scum & iron stains
- Safe for all models
- Improves washing machine cleaning performance

**WM06N**



## DISHWASHER RACK TINE CAPS

Packs of dishwasher rack tray caps Fits over rusted exposed tray posts.



**Part No. Qty. /Pack**  
**DC20 20**

## DISHWASHER RACK PATCH

Individual Bottles

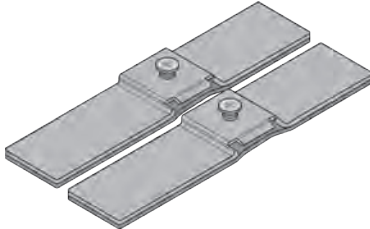
- DWR1BLUE** • Dishwasher Safe
- DWR1WHITE** • Dries rubbery-like original
- DWR1GRAY** • Air-Dries Overnight
- Also repair interior liners



GENERIC  
LAUNDRY

## DWGRANITE

Dishwasher Installation Kit



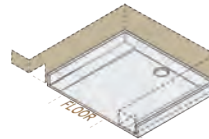
- No more unsecured tipping
- No unsightly wood glued underneath countertops
- No drilling into expensive countertops

## FAUCET ADAPTER



**13/16" DIAMETER SHORT NIPPLE**  
**30168**  
(92249S) (65028)

fits 15/16"  
Male or 55/64"  
Female Faucet  
Spout



Appliance Underpan

**UPAN1**

- Alerts homeowners to leaks before water damage occurs
- Install under dishwasher to collect and redirect slow seeping water leaks
- Fits most standard dishwasher enclosures 24" W x 24" D
- 24" Side to side
- 21" Front to back
- 2" Walls side & back
- 3/4" Front (Runners front to rear)

## PLINK - Garbage Disposal Cleaner & Deodorizer



- Breaks up fat & food particles
- Helps prevent clogging
- Washes away foul odors
- Freshens whole kitchen
- Biodegradable

**19010 10 Treatments**


## Glisten Dishwasher Booster & Freshener



- Super Concentrated
- Cleans, Freshens & Maintains Automatic Dishwashers
- Removes Cloudy Film and Spots from Dishes and Glassware
- Gets your dishwasher clean and lemon fresh
- Leaves dishes & glassware sparkling clean and spot free
- Regularly use to prevent film, deposits, stains & build-up

**DM0616N**

# SPECIALTY TOOLS



## PUMP HOSE CLAMP



- Lets you remove the water pump without draining the water from the washer tub
- Ensures that undrained water in the washer remains in the hose while doing repairs where there is no convenient drain
- Has a unique design for fast and easy positioning on the hose - convenient wing nuts clamp hose shut tightly and securely

**PHC-1**

## HOSE CLAMP / PLIERS

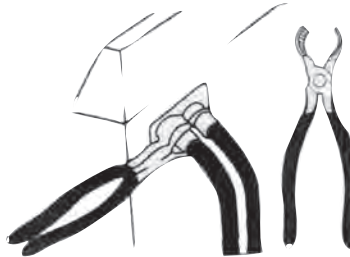
- Service tool for double ring wire clamps used on washers and dishwashers.
- Plier locks clamp in jaw
- Designed by a technician for a technician.



**CP-2**

## WASHER HOSE PLIERS

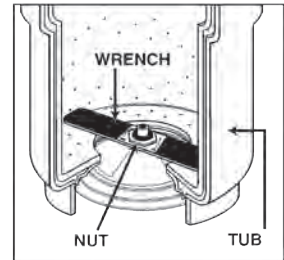
- A must for technicians and installers!
- Tightens and loosens hoses quickly and easily
  - Great for washers with indented water valves
  - No more skinned knuckles



**THP-1**

## THE TUB NUT WRENCH

The Tub Nut Wrench allows you to easily remove and install the tub nut on current model General Electric washing machines with a couple swings of a hammer.

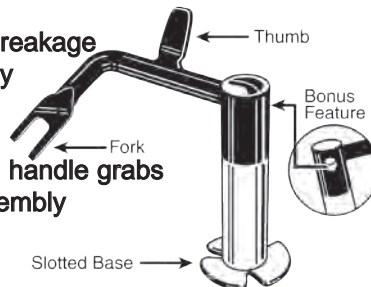


**TNW-1**

## THE WHIRL-TOOL

Now all you need to repair a Whirlpool washer is a hammer, a Phillips screwdriver and the Whirl-Tool.

- Multi-Purpose
- Remove couplers without breakage
- Install new couplings quickly
- Access awkward spaces
- Save Money
- Bonus Feature: 1/2" hole in handle grabs motor shaft for easy reassembly



**WT-1**

## UNIVERSAL TUB NUT SPANNER WRENCH WITH ADAPTER



Used on Maytag, Whirlpool & new style GE washers.

**TB123B**



# SPECIALTY TOOLS



## Cabrio Tub Puller

Easy and Efficient Tub Removal when Servicing Cabrio, Oasis and Bravos Machines! (Not suitable for VMW style machines)

Don't waste time or risk back injury trying to 'muscle out' a stuck tub with makeshift tools ... maximize your effort, time and profit by using the Cabrio Tub Puller, a necessity for your appliance service and repair business!

**REMOVE THAT PROBLEM TUB IN A MATTER OF MINUTES**

**CTP-1**

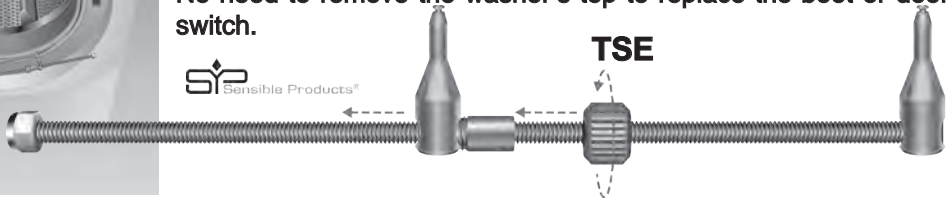


## TENSION SPRING EXPANDER

**Makes this Repair a One Man Job Taking Half the Time**

The Expander simultaneously spreads both ends of the gasket's tension spring allowing the metal cable to loosen.

No need to remove the washer's top to replace the boot or door switch.



GENERIC  
LAUNDRY

## PROCLEAN® APPLIANCE CLEANING BRUSH

Ideal for cleaning around household appliances and inside the dryer's lint trap. Has a comfortable wooden handle and an overall length of 28" with 12" x 2" tapered nylon bristles.



**PCABX**







## EB PUBLISHING REPAIR MANUALS

Part No.	Description
<b>EBOC</b>	Oven & Cooktop Repair
<b>EBHR</b>	Refrigerator Repair
<b>EBWM</b>	Washing Machine Repair
<b>EBHD</b>	Dryer Repair
<b>EBDW</b>	Dishwasher Repair
<b>EBGW</b>	GE Washer

Part No.	Description
<b>EBGD</b>	GE Dryer
<b>EBMD</b>	Maytag Dryer
<b>EBMW</b>	Maytag Washer
<b>EBWD</b>	Whirlpool Dryer
<b>EBWW</b>	Whirlpool Washer



# APPLIANCE SWITCHES

 <b>16100</b> (80-400) S.P.S.T. Washers, Dryers Dishwashers	 <b>armstrong</b>	 <b>16300</b> (80-408) S.P.D.T. Washers, Dryers Dishwashers
 <b>16301</b> S.P.D.T. LONG PLUNGER Washers, Dryers, Dishwashers	 <b>16700</b> (80-436) S.P.D.T. Dryer Door	 <b>16806</b> (80-444) 125V 10 Amp.

# GARDUS SOOT EATER

## Rotary Chimney Liner Flue Drill Brush Cleaning System for Wood Stoves & Fire Places

- Decreases Risk of a Flue Fire
- Safely Cleans Chimneys from the Ground Up
- Increases Woodstove and Fireplace Efficiency & Performance
- Remove Dangerous Soot and Creosote Build-Up in Chimney
- Powered by Cordless Drill (Not Included)
- Powerful Rotating Forward and Reverse Action
- Uses Flexible Button-Link Quick Connect Extension Rods



- Rods Constructed of 16mm Polypropylene, Make Over 90° Bends
- Unique 'Trim-to-Fit' Whip Head Design
- Cleans Multiple Flue Sizes & Shapes
  - Circular Flues: 5" to 18" Diameter
  - Rectangular/Oval Flues: Up to 8" x 12"
  - Square Flues: Up to 12" x 12"
- Cleans Better than a Wire Brush
- 1 Qty. Whip Head; 1 Qty. Drill Adapter with Hex Key
- 1 Qty. 52" x 48" Plastic Opening Cover Sheet
- 1 Qty. User Guide

### RCH205B 18'

- 6 Qty. 3'-Long Flexible Button-Link Quick Connect Rods

### SLK24 24'

- 8 Qty. 3'-Long Flexible Button-Link Quick Connect Rods

## SootEater Chimney 6' Extension Kit (2- 3' Quick Connect Rods)



**CRD307**

USE WITH RCH205B



**LKR203**

USE WITH SLK24



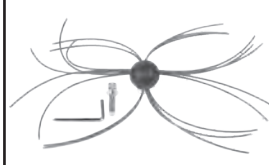
**BWH09**

Whip Head for  
SLK24



**RBWL09**

Whip Line for  
SLK24



**CWH208**

Whip Head for  
RCH205B

## Pellet Stove Drill Brush Cleaning System 9'


Forward rotating propeller brushes and flexible rods navigate multiple turns, effectively cleaning up to 9' in length of both 3" and 4" pellet vents

### RPS204B



**PRD308**

6' Extension Kit  
(2- 3' Screw Rods)  
USE WITH RPS204B



**PBS212**

Pellet Stove  
Replacement Brush  
Set  
USE WITH RPS204

# GARDUS LINT EATER

## LintEater Rotary Dryer Vent Duct Cleaning System 12'

- Removes Dangerous Lint Buildup in Dryer Vents
- Reduces Drying Times and Saves Money on Utility Bills
- Ensures the Safety of Home
- Powered by Cordless Drill (Not Included)
- Flexible Rods Navigate Multiple Turns

Includes:

- 4 - 3 Foot Long Rods
- 1 - Vacuum Adapter
- 1 - Blockage Removal Tool
- 1 - 2" Diameter Lint Trap Brush
- 1 - Self-Feeding 4" Auger Brush
- 1 - Dryer Adapter
- 1 - Operator's Manual



Screw-Connect



Button-Link Quick Connect

**RLE202** Kit w/Screw-Connect Rods

**RLE208** Kit w/Flexible Button-Link Quick Connect Rods

**R3203612** 12' Extension Kit 4 - 3' Screw-Connect Rods

**PRD003** 6' Ext. Kit 2 - 3' Flexible Button-Link Q.C. Rods

GENERIC  
LAUNDRY

## LintEater Jr. Rotary Dryer Vent Duct Cleaning System 6'



Designed for shorter through-the-wall vents. Flexible rods effectively clean dryer vents up to 6' Long (3' Each Side). Includes:

- 2 - 18" Long Flexible Button-Link Quick Connect Rods
- 1 - 2" Diameter Lint Trap Brush
- 1 - 4" Diameter Self-Feeding Auger Brush

**RJR103**

Kit w/Flexible Button-Link Quick Connect Rods

### DRYER LINT REMOVAL KIT



**BPCK**

This 3 piece kit comes complete with:

- 10' dryer duct brush removes lint and debris that gets built up on the inside of the duct
- 36" lint trap vent brush
- A vacuum hose attachment to deep clean the lint trap of the dryer

### DRILL POWERED DUCT BRUSH

**PCPBZW**

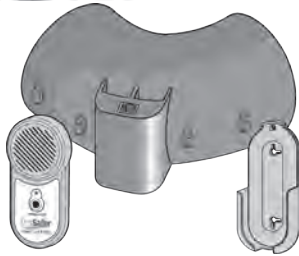


Used to help remove lint build up and debris in dryer duct & other general ducting. Can be used manually or attached to a drill for increased power.

# DRYER & AIR VENT - BOOSTER FANS

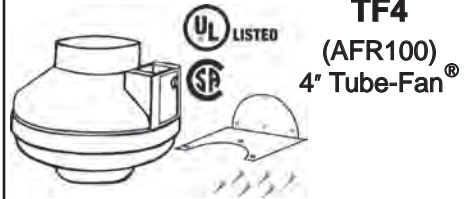
**DrySafer**

## DRYER VENT ALARM



- Reduces the risk of fire from lint buildup
  - Quick - Easy installation on all dryers
  - Easy add-on to any service call
- DS20151E**

## CLOTHES DRYER EXHAUST BOOSTER



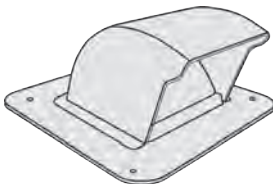
**TF4**  
(AFR100)  
4" Tube-Fan®

## DRYER ROOF VENT

**DJK477\* Low Profile with Roof Neck**

\* Choose Color

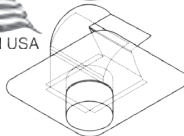
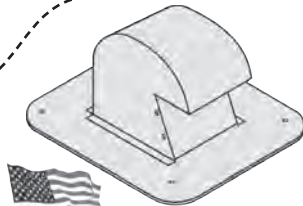
- MR** = Mill Finish
- BR** = Brown Powder Coat
- KR** = Black Powder Coat
- WR** = White Powder Coat



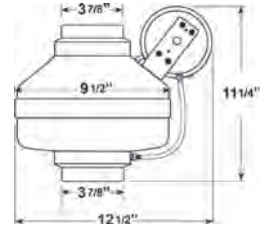
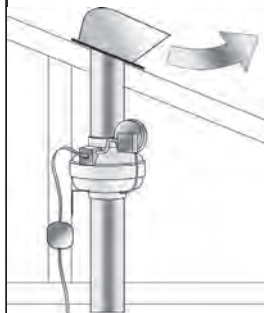
**DJK486**

**Extra Clearance Model**

Taller for higher profile tile or moderate snowfall zones.



## DRYER EXHAUST BOOSTER INLINE



**DBF110**  
**Dryer Booster Fan**

This Dryer Booster Fan is engineered of thermoplastic resin and features an integrated automatic pressure switch. It can be used on dryer duct runs up to 108 feet. The fan's backward inclined blades allow lint to pass through the fan.

## CLOTHES DRYER VENT BOOSTER

**9450**

W/2 lead wires and a ground wire. Can be used with a pressure switch.

**9455**

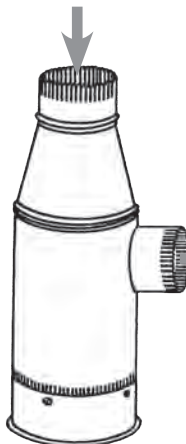
With 10 foot cord, grounded plug and in-line switch.

**PS-35**

Pressure Switch

**9460**

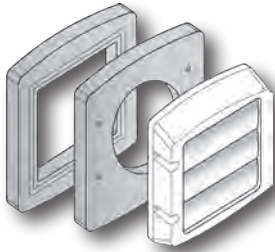
Features the PS-35 pressure switch mounted on unit completely wired to 10 foot line cord.



- The DryerJet® adds an auxiliary fan to the dryer's exhaust system, increasing airflow and efficiency.
- Ball bearing motor is isolated from the air stream. No lint can get to the motor.
- Reduces drying time decreases wear and tear on the dryer.
- The DryerJet® is usually required when the total duct length exceeds:
  - 25 feet with no bends
  - 20 feet with 1 bend
  - 15 feet with 2 bends
  - 10 feet with 3 bends



# DUNDAS-JAFINE DRYER & AIR VENT



## EZFix Replacement Vent Cap & Gasket Kit<sup>A</sup>

**A Quick and Easy Solution for Damaged and/or Missing Louver Blade Caps that are Hard to Replace**

- Allows installation right over top of the existing one
- Includes (2) gaskets
- New white cap & UV resistant 4" louvered cap

**EZFXZW**

## ProShield™ EXHAUST HOOD

4-Inch Spring Loaded

Dryer Vent Hood Damper System Offers Noise & Pest Control

**BPSH4WZW**



GENERIC  
LAUNDRY

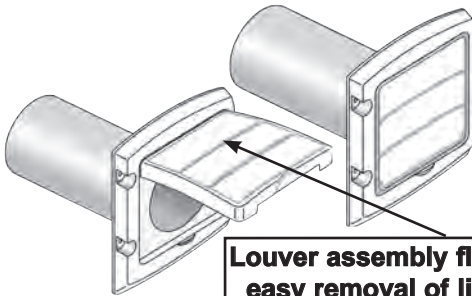
## EZ Access™ EXHAUST HOOD

The EZ Access exhaust hood is packaged in a consumer friendly retail carton and in a white retail cut case with a full color feature / benefit label.

The carton includes an EZ Access vent cap, aluminum tailpiece & assembly / installation instructions

**BHLH4WZW**

White



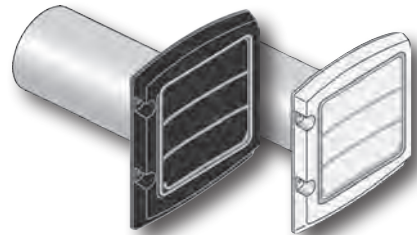
Louver assembly flips open for easy removal of lint buildup.

## ProVent™ LOUVERED EXHAUST HOODS

Includes hood & pipe. Feature a 3 louver damper system to prevent cold backdraft (air, snow or rain) from entering the home.


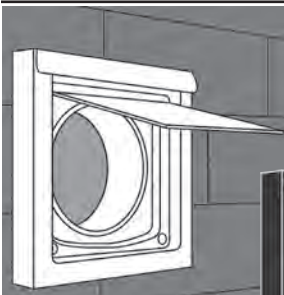
**BLH4WZW** (SVHAW4) 4" white hood, assembled

**BLH4BLKW6** 4" black hood, assembled



## DryerWallVent™

- Lightweight Galvalume® Damper Reduces Airflow Restriction
- Integrated Magnets Deter Bird and Rodent Intrusion
- Damper Easily Accommodates Cleaning Equipment
- Gravity-Assist Damper Provides Extra Protection



Part No.	Color
<b>DWV4W</b>	White
<b>DWV4B</b>	Brown
<b>DWV4T</b>	Tan
<b>DWV4K</b>	Black

**INOVATE**

# DRYER & AIR VENT

## ProGard™ LOUVERED EXHAUST HOODS

Features a low profile pest guard that helps to keep pests out and can be easily removed to allow for cleaning of the duct.



**BPGH4WZW** 4" white hood (GVHAW4)

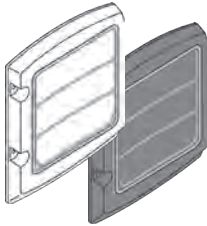


## ProGard™ LOUVERED EXHAUST CAP

Louvered damper system that helps to prevent cold air backdraft, snow or rain from entering the home with pest guard

**PGC4WXZW** 4" white hood (GHW4)

**PGC4BX** 4" brown hood (GHB4)



## REPLACEMENT ProVent™ LOUVERED VENTHOOD

**LC4WZW** 4" White (HS4W)

**LC4BZW** 4" Brown (HS4B)

**LC5WX** 5" White (HS5W)

**LC5BX** 5" Brown (HS5B)

**LC6WX** 4" White (HS6W)

**LC6BX** 4" Brown (HS6B)

**LC8WX** 5" White (HS8W)

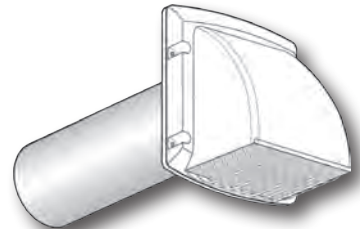
**LC8BX** 5" Brown (HS8B)

## ProMax™ Wide Mouth EXHAUST HOODS

Robust, wide mouth cap for optimum airflow and snug fit back-draft damper. Also a removable pest screen that helps to keep pests out and allows for easy cleaning of the duct

**PMH4WXZ** 4" White hood (RVHAW4)

**PMH4BXZ** 4" Brown hood (RVHAB4)



## ALUMINUM EXHAUST HOODS

**PVB3EAL** 3" Hood (DAVHA3/12)

**PVB4EALZW** 4" Hood (DAVHA4/12)

*ProClean*

## Pest Barricade

- Helps to prevent unwanted pests from entering the duct
- On a hinged frame & locks in the open position for easy removal & cleaning of lint & debris that accumulates.

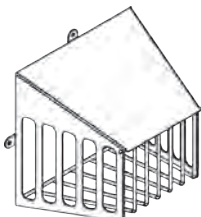
**Part No**      **Color**  
**PBH50BZW**    Brown (UBGWB)

**PBH50WZW**    White (UBGBB)



## the Defender for serious protection

- Zinc coated 18 ga. steel w/ a powder coated finish stands the test of time.
- Vertical 10 ga. bars allow lint to pass through not birds and squirrels
- Metal cannot be broken off or eaten by various critters.



**The DEFENDER**      **Part No**      **Description/Size**  
**Access+**      **DFRP65**      6½" Inner Dimension  
**DFRP80**      8" Inner Dimension



# DRYER & AIR VENT



## SOFFIT EXHAUST

Has 4", 5" & 6" Collar  
Duct Sizing

**SEVZW** | **SEVBLKX**  
White | Black



## SOFFIT DRYER VENT

Allows for the dryer to be exhausted through the soffit panel, instead of traditional wall venting

**SDV4WXZW4**

## Duct Coupler & Lint Clean Out

Designed to connect two 4" pieces of dryer duct together threading the pieces onto the duct with no tools or clamps required.



**DC4ZW**

## EzConnect DRYER DUCT TO WALL CONNECTOR

Simple, Easy & Quick Access Point to Duct for Cleaning of Lint & Debris.

**EZCNZW**



GENERIC  
LAUNDRY

## DRYER TO DUCT ELBOW

Threads onto duct for easy assembly

**D2DPX**



## Dryer Vent Made Easy

**DVME**

Connect Dryer to Wall Eliminates Wasted Space

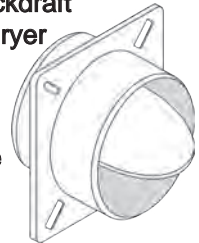


## Cold Draft Blocker

4" plastic backdraft damper for dryer venting.

**DB4ZW**

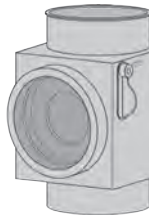
4" dia; white (BD04)



## Heat Keeper Kit

**CHK100ZW** (EX12)

Directs warm, moist air from electric clothes dryers (not GAS) back into the home

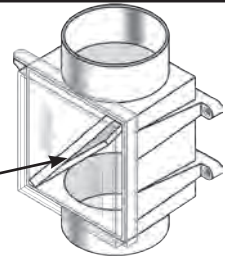


## DRYER DUCT LINT TRAP

**PCLT4WZW**

Reduces risk of duct fire

Clean Out Screen



## Recessed Dryer Vent Boxes



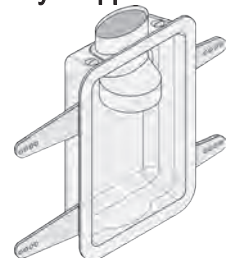
- Dryer can be pushed up against the wall of the laundry room, saving space
- Fits 4in flexible and rigid ducts • Suitable for gas & electric dryer applications
- Prevents duct from crushing

**DRB4XZW** (DVBOX)

- Oval to round duct adapter threads onto duct requiring no clamps
- High Impact Polystyrene

**MDRB**

- Made of 24 gauge aluminized steel
- Can be used in both 2" x 6" or 2" x 4" in-wall applications



# DRYER & AIR VENT

## Space Saver Aluminum Dryer Vent Ducts



### Solves Tight Space Venting Problems

Allows the dryer to be placed 3" from the wall

Adjustable 28" to 45"

### Part No. Description

**UD48** 4" / 90° Inlet, 90° Outlet - (DAF2)

**UD48S** 4" / 90° Inlet, Straight Outlet, - (DAF3)



### VENT KITS WITH 4" WIDE MOUTH HOOD

Includes aluminum duct, hood & clamps.

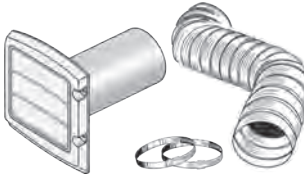
**TD48PMKZW** 8' Aluminum hose, White wide mouth hood (RK8W)

### DRYER VENT KIT W/ProGard™ 4" Vent Hood

Includes hood w/guard, aluminum duct & clamps



**TD48PGKZW** 8' Aluminum hose & clamps, White hood (GK8WF)



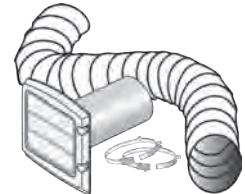
### DRYER VENT KITS ProVent™ Louvered 4" Vent Hood

Includes duct, aluminum pipe, white hood & clamps

**TD48PVKZW** 8' Aluminum hose, white hood (SK8WF)

**MLFVK48E** 8' Semi-rigid duct, white hood (SK8WA)

**VENT KITS WITH ProVent™ LOUVERED 4" VENT HOOD**  
Includes vinyl duct, aluminum pipe, 4" foam adapter & clamps  
**Not recommended for dryer venting**



**EXWTZW** 8' Vinyl hose, White hood (SK8W)

### LINT TRAP KIT

Indoor dryer venting, individual retail box.

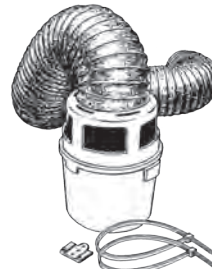
#### LTF

4" White w/SuPurr-FLEX®



#### TDIDVKZW

4" dia.  
with 5' of Alum. Hose & 2 Clamps





# DRYER & AIR VENT

## HEAVY DUTY DRYER HOOK UP KIT



4" x 8' UL Duct with Plastic Self-Threading Crush Proof Elbows

**MFx48ULKIT**

## ALL METAL DRYER HOOK UP



4" x 8' UL Duct Preassembled, Fully Adjustable Metal Elbows for Fast & Easy Set-Up

**MFx48ULMK**

## HEAVY-DUTY SEMI-RIGID DUCT WITH COLLARS

Short 4" x 2' aluminum duct is UL2158A listed & marked.



**MFx42CULXZW**

## SEMI-RIGID FLEXIBLE ALUMINUM DUCT

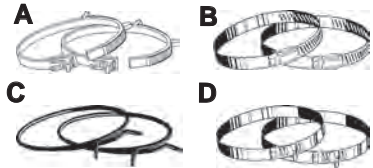


<u>Part No.</u>	<u>Dia x L</u>
<b>MFx48X</b> (A048/9)	4" x 8'
<b>MFx425X</b> (A0425/3)	4" x 25'
<b>MFx68X</b> (A068/4)	6" x 8'
<b>WITH CRIMPED END</b>	
<b>MFx48CRX</b> (A048C/9)	4" x 8'
<b>MFx68CRX</b> (A068C/4)	6" x 8'

- 8' lengths compress to 28"
- Conveniently crimped on one end for easy attachment
- Material: aluminum alloy
- Multiple use duct - semi rigid flexible duct can be used for exhaust venting bathroom vents, clothes dryers, range hoods, etc.

## CLAMPS

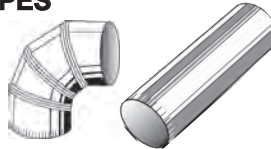
<u>Part No.</u>	<u>Dia.</u>	<u>Style</u>	<u>Illus.</u>
<b>2C234ZW</b> (CB34)	3" & 4"	plastic ratchet	A
<b>MC4X</b> (MC450)	4"	metal worm drive	B
<b>MC6ZW</b> (MC625)	6"	metal worm drive	B
<b>TC4</b> (MSC4100)	4"	metal spring tension	C
<b>MC4ZW</b> (MBC4)	4"	metal bolt & nut	D



## 4" ALUMINUM ELBOWS AND PIPES

### Part No. Description

<b>E432</b> (DE904)	90° elbow
<b>P4E</b> (DP244)	24" (2') pipe
<b>P460</b> (DP604)	60" (5') pipe



## WHITE VINYL HOSE

Dryer manufacturers do not recommend for dryer venting.



## ALUMINUM CLOTHES DRYER DUCT

Pure aluminum 5-ply multi-layered flexible metallic duct withstands 265°F, contains a flash fire and is dryer manufacturer approved.



<u>Part No.</u>	<u>4" Dia. x Length</u>
<b>BTD45</b> (F0405B)	5'
<b>BTD48</b> (F0408B)	8'
<b>BTD45TC</b> (FC0405B)	5' w/2 clamps
<b>BTD48TC</b> (FC0408B)	8' w/2 clamps
<b>TD425</b> (F0425)	25'
<b>TD450</b> (F0450)	50'

**Part No.** **Dia. x Length**  
**FD350E** (BH350W) 3" x 50'

**FD420ZW** (BH420W) 4" x 20'

**VD405** (PH45W) 4" x 5'

**VD408** (PH48W) 4" x 8'

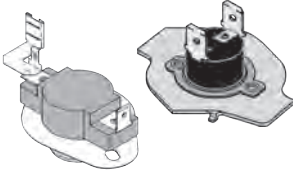
**FD450E** (BH450W) 4" x 50'

# DRYER PARTS

## THERMAL FUSE KITS

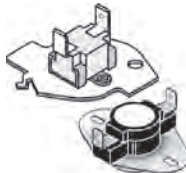
### LET197

Incl. 352°F Fuse &  
L250-8F Special Terminal  
Reset Thermostat




### HET184

Incl. 352°F Fuse &  
L250-8F  
Reset Thermostat




### 280148

Incl. 352°F Fuse &  
L295-8F  
Reset Thermostat



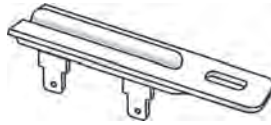
### LET393

Thermal Fuse 325°F  
(163°C)



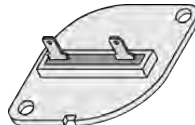
### HET401

3/16" Terminals  
91°C (196°F)



### HET402

3/16" Terminals  
91°C (196°F)



### 2 TERMINAL



#### Part No.

L120	L150	L190	L260
L125	L155	L200	L275
L130	L165	L210	L290
L135	L175	L225	L300
L140	L175	L240	L320
L145	L180	L250	L340

### 3 TERMINAL

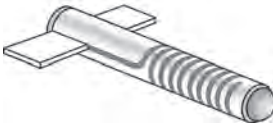


#### Part No.

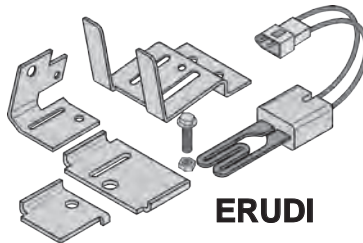
LD110	LD145	LD245
LD120	LD155	LD270
LD130	LD170	LD290
LD135	LD200	
LD140	LD225	

### ROUND POSI-LIGHT IGNITOR

AD350  
(DE350)



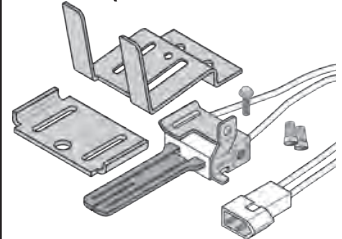
### UNIVERSAL DRYER IGNITOR



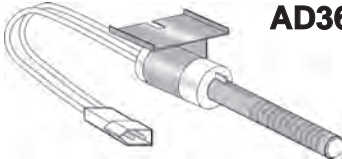
ERUDI

### AD0184P


(DE184P, DS300)



AD362




### M SERIES GAS VALVES & COIL KIT

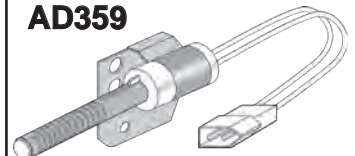


Part No.	Angle	Gas
25M01A-100	Left	Nat.
25M01A-101	Right	LP
SCA700	Coil Kit Both Coils	

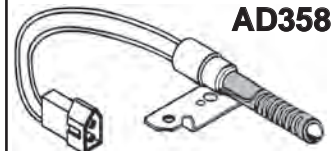
### DE8463 COIL KIT



AD359




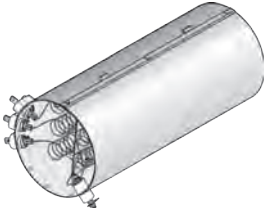
AD358



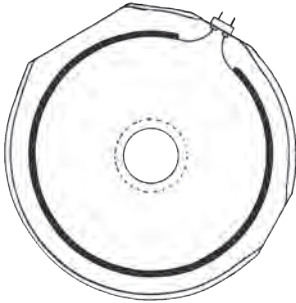
# DRYER ELEMENTS

## FOR ELECTROLUX BRANDS HEATING ELEMENT USED ON AFFINITY SERIES DRYERS

Part No.	Description
134792700	5500W 3-Wire
137114000	4700W 2-Wire

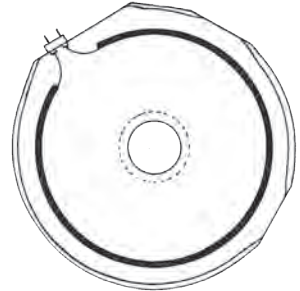


## HEATING ELEMENT ON 20½" PAN DRYER – LATE MODELS – STACK WD 5/16" TERMINALS



**BLOCK  
MOUNTS ON  
SHORT FLAT**  
**131553900**

**BLOCK MOUNTS  
ON LONG FLAT**  
**131475320**  
(131475300)



– USE 5300622034 RESTRING –

## RESTRING COILS LARGE TWIST (3/4") WITH WELDED MALE SPADE ENDS

Term Size	Part No.	Description
1/4	5300622032	Coil Only
1/4	3937010	Kit with Block
5/16	5300622034	Coil Only



## TWO BLOCKS

### WE11M23

1/2" O.D. Twist

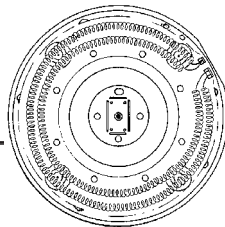
Two Ceramic Terminal Blocks

### REPLACES

WE11M21 & WE25M27 - 7/16" Twist -

FITS 1/2" Spool

## FOR GE/HOTPOINT



## ONE BLOCK

### WE11X103

5/8" O.D. Twist

One Ceramic Terminal Block

### REPLACES

WE11X90 – 3/8" Twist

WE11X91, 92 - 9/16" Twist -


Fits 5/8" Spool

## RESTRING KITS

IDENTIFY BY BLOCK COUNT, WIRE O.D. TWIST DIA. OR SPOOL I.D.

**WE11X203** – 1/2" O.D. TWIST – FITS 5/8" SPOOL

**WE11X10007** – 7/16" O.D. TWIST – FITS 1/2" SPOOL



## DOUBLE HEATER COIL KITS FOR OLDER DRYERS

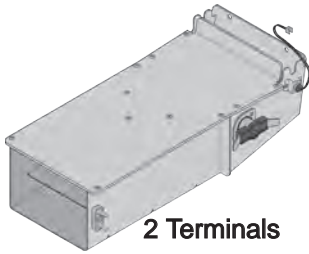
Incl. 2 Coils & 4 Terminal Bolts w/ Nuts & Washers Instructions Printed on Package.

**STANDARD VOLTAGE (200-240)**

**WE11X260**

# DRYER ELEMENTS

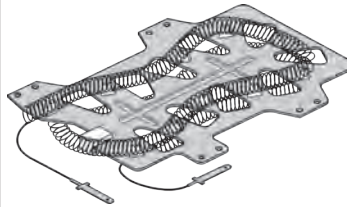
**FOR BOSCH**



2 Terminals

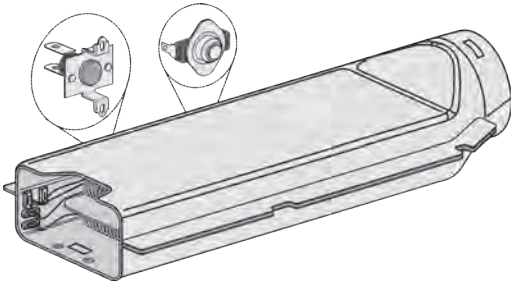
**HEATER ASSEMBLY**  
with  
Thermostat  
& Fuse  
**00436460**

**FOR SAMSUNG**



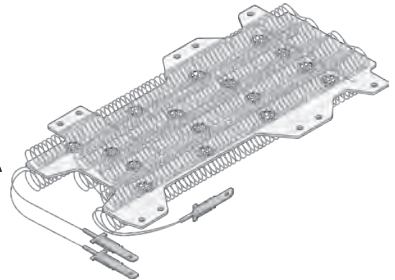
**ELEMENT**  
**2 TERMINAL**  
(35001247)  
**DC47-00019AR**

**FOR LG**  
**HEATER WITH THERMOSTATS**



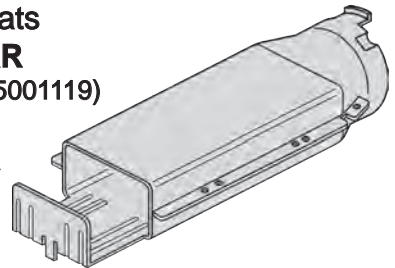
**HEATER ASSEMBLY**  
with Thermostats  
**5301EL1001JR**

**ELEMENT**  
**3 TERMINAL**  
**DC47-00032A**



**HEATER ASSEMBLY**  
with Thermostats  
**DC97-14486AR**  
2 TERMINAL (35001119)

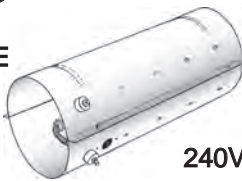
**DC93-00154A**  
3 TERMINAL



# DRYER ELEMENTS

FOR MAYTAG, AMANA, WHIRLPOOL

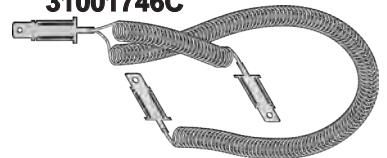
**FOR MAYTAG**  
15½" LONG  
2-PIECE TUBE  
**WPY303404**



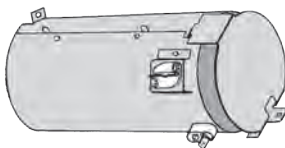
240V 5KW

**RESTRING**  
**ELEMENT**  
**WPY313538**

**FOR MAYTAG STEAM DRYERS**  
**HEATING ELEMENT KIT**  
**31001746C**



**LATE MAYTAG DRYERS**  
**WITH HEAT SHIELD AND FUSE**



12" LONG  
1-PIECE TUBE 240V 5.3KW

**COMPLETE ASSEMBLY**  
**WP307178**

INCLUDES  
308612 HEATER  
307473 THERMAL FUSE  
END HEAT SHIELD

**HEATER SUB-ASSEMBLY**



12" LONG  
1-PIECE TUBE

**IN 12" TUBE**  
**NO EXTRA PARTS**

**5.3KW**  
**WPY308612**  
(308615, 308617)

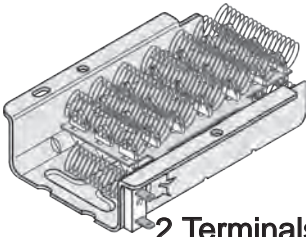


# DRYER ELEMENTS

FOR MAYTAG, AMANA, WHIRLPOOL

POPULAR STYLE FOR LATE MODEL DRYERS

"PATENTED"



2 Terminals

### DUAL

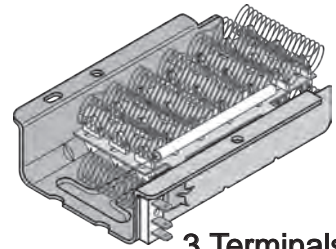
5400/2700W **WP3401338**

5400/2700W **WP8573069**

### SINGLE

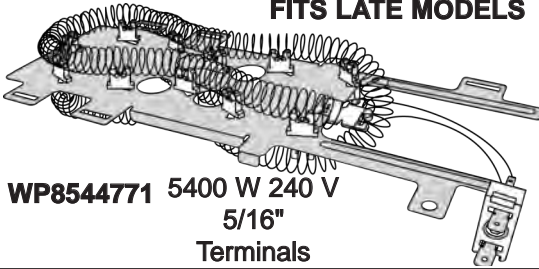
3000 Watts **WP279843**

5400 Watts **279838**



3 Terminals

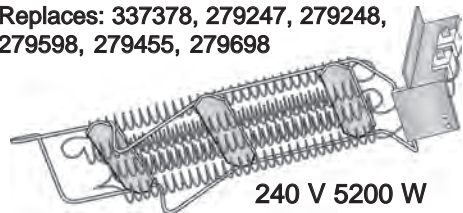
### FITS LATE MODELS



**WP8544771** 5400 W 240 V  
5/16"  
Terminals

**WP4391960 HEATER**  
HEAVY 5/16 TERMINALS & LARGE  
TURN WIRE ON POINT SUSPENSION

Replaces: 337378, 279247, 279248,  
279598, 279455, 279698

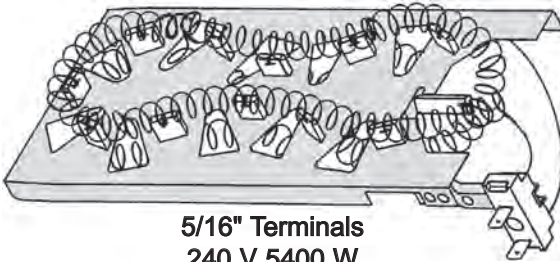


240 V 5200 W

**HT2500 Red Wire Kit**  
Set of 2 lead wires with spade  
terminals

GENERIC  
LAUNDRY

### FOR MODELS WITH BLOWER IN FRONT



5/16" Terminals  
240 V 5400 W  
**WP3387747**

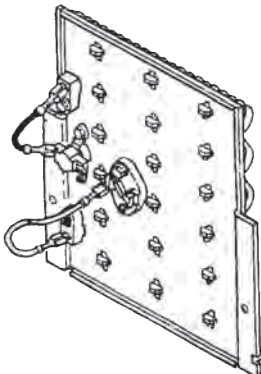
### FOR AMANA STYLE DRYERS 8" X 10" METAL PLATE

5350 WATT LARGE COIL  
**WPY503978**

No Thermostats are  
Included

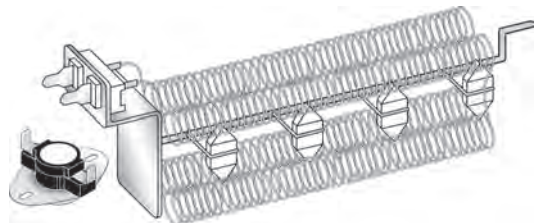
5000 WATT LARGE COIL  
**61927** (56047)

Includes R9900489  
Thermostat Kit and  
Instructions



### FOR HERRIN STYLE DRYERS HEATING ELEMENT KIT

240V 4750W  
INCLUDES 53-0771 HI LIMIT

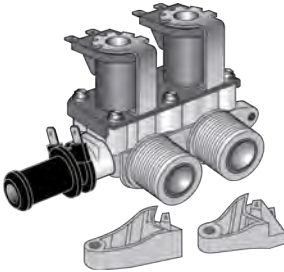


**LA-1044**

# WATER VALVES

## UNIVERSAL FIT

### The Most Universal Washer Valves



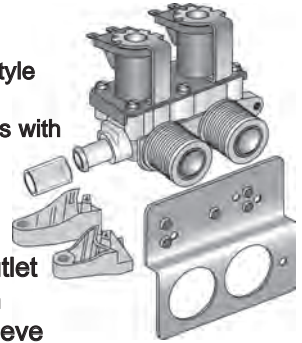
1/2" outlet  
50 ohm thermistor  
for temperature  
control.

**WV2**

- Fits both old and new style valves.
- Replaces over 39 valves with one part!

**WV1**

3/8" outlet  
with  
1/2" sleeve




**ROBERTSHAW  
CW151**

### VALVES FOR WASHERS

**BLUE**


7 Watt Coils  
5.50 Gpm



**HORTON  
WV525**

**BLUE**

7 Watt Coils  
5.50 Gpm

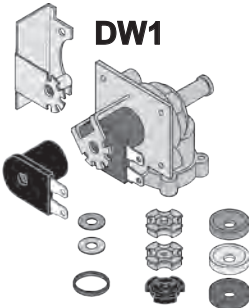


• 3/8" outlet with 1/2" sleeve

### UNIVERSAL FIT

#### FOR DISHWASHERS

- Replaces 200 valves with one part!
- Select the right combination in 3 simple steps.
- Kit contains 2 coils, multiple flow washers, bracket & Instructions.

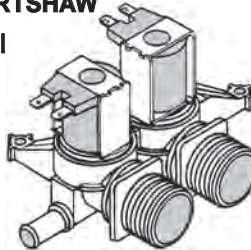


**DW1**

### ROBERTSHAW


**CWE1 BI**

3/8" outlet  
5 Watt Coils  
5.50 Gpm



### HORTON

No flow washer.  
1/2" outlet  
10 Watt Coils  
**343**




**RED**

**CWE2**

**526**

**BLUE**

3/8" outlet  
7 Watt Coils  
5.50 Gpm




### FOR DISHWASHERS

Fits built-ins  
2.20 Gpm • 10 Watt Coil  
**DV514A Horton**  
**DW53 Robertshaw**




General Replacement  
Fits Portables  
1.75 Gpm  
10 Watt Coil  
**DV598 Horton**



# DRYER REPAIR KITS


## for LG DRYERS



**DELGKIT**

Includes: 4400EL2001F Belt  
4561EL3002C Idler Assm.  
4581EL2001A (4) Drum Roller

## for SAMSUNG DRYERS



**DESAMKIT**

Includes: 6602-001655 Belt  
DC93-00634A Idler Assm.  
DC97-16782A (4) Drum Roller

# LAUNDRY BELTS

## ARMSTRONG'S MOST POPULAR BELTS

GENERIC  
LAUNDRY

Part No.	Description	ID Numbers on Belt	Size & Style
27155	Alliance Washer (Pump)	27155	V 3/8 x 22" NTCH
28808	Alliance Washer (Drive)		V 1/2 x 33"
37820	Alliance Washer		V 1/2 x 30 1/2"
38174	Alliance Washer		V 1/2 x 29 1/2"
WP27001006	Amana Washer	38174	V 1/2 x 29 1/2"
WP27001007	Amana Washer	37820	V 1/2 x 30 1/2"
WE03X29897	GE Dryer	WE12M22, WE12M29	MV 4H 89"
WE12X10014	GE Dryer	WE12X42, WE12X82	MV 4H 88"
WH01X24180	GE Washer	290D1101P002 WH01X24180	MV 5J 58.6"
WH01X24697	GE Washer	290D1101P003 WH01X24697	MV 5J 53.3"
WH01X27538	GE Washer	WH01X27538	MV 5J 58.1"
4400EL2001FA	LG Dryer	4400EL2001A, (341241)	MV 4H 92"
WPY312959	Maytag Dryer	3-12959, 3-14774	MV 5H 100"
12001788	Maytag Frontload	12001435, 12002040	MV 6J 27"
12112425	Maytag Washer Set	211124 & 211125	V 3/8 x 41" V 1/2 x 42 1/2"
WP21352320	Maytag Washer	35-2320, 35-3662	V 3/8 x 51"
WP22003483	Maytag Washer	22002709, 62608400	V 3/8 x 50 1/2"
WP33002535	Maytag Dryer	33001777	MV 5H 92"
WP40111201	Maytag Dryer	661570	MV 5H 94"
6-9021150	Maytag Dishwasher	902115	R 1/4 x 20"
6602-001655A	Samsung Dryer	LB1655, W10205415	MV 5H 92"
5303281154	Westinghouse Dryer (Flat)	Q63806, Q63807, 3281154	F 1/2 x 88"
134503600	Westinghouse Dryer (Ribbed)	148270-000, 5303283471	MV 4H 88"
134511600	WCI Washer	3204418, 131234000, 131686100	V 1/2 x 32" BK
341241	Whirlpool/Kenmore Dryer	660996, 695055, 31531589	MV 4H 92"
WPW10006384	Whirlpool/Kenmore Washer	W10006384	MV 5H 21.5"
WPW10388414	Whirlpool Front Load Washer	8181670, 8182633	MV 7J 48"

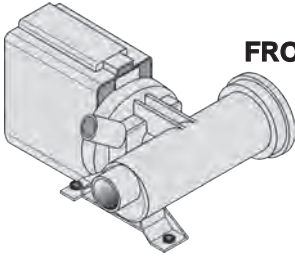
All Dimension are Approximate - Use for identification Only

© 1971 - 2024 w.d. armstrong corp.



# WASHER PUMPS

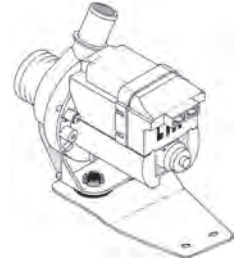
## FOR GE/HOTPOINT/PENNCREST



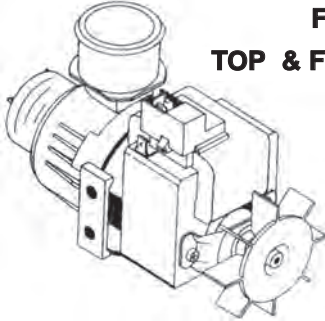
**FRONT LOAD DRAIN PUMP  
WH23X10028**

**PUMP & MOTOR  
NEW STYLE WITH  
ANGLED INLET AND  
BRACKET**

**WH23X10030**

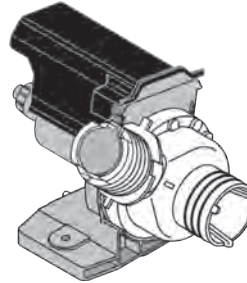


## FOR FRIGIDAIRE, WCI, AND OTHERS



**TOP & FRONT LOAD  
DRAIN  
MOTOR/PUMP  
131268401**

ROTATE HOUSING  
TO MATCH OLD  
PUMP

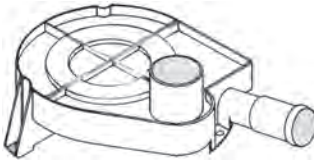


**DRAIN PUMP &  
MOTOR  
for  
Front Load Models**

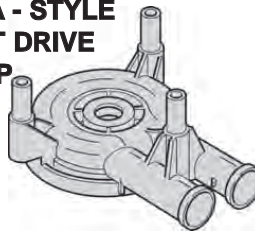
**137240800**

## FOR WHIRLPOOL

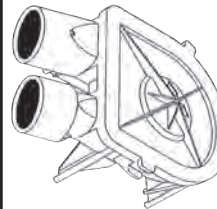
**WP35-6780**



**AMANA - STYLE  
DIRECT DRIVE  
205217P**

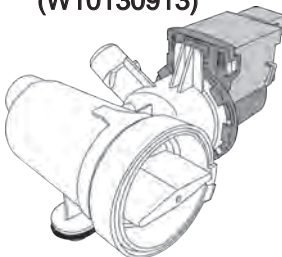


**PUMP STANDARD  
OUTLET 1 1/2"   
WP3363394**



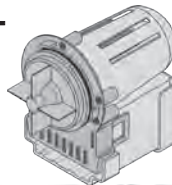
**OVERSIZE  
OUTLET 1 3/4"   
WP3363892**

**MOTOR & PUMP  
for Front Load  
WPW10730972  
(W10130913)**

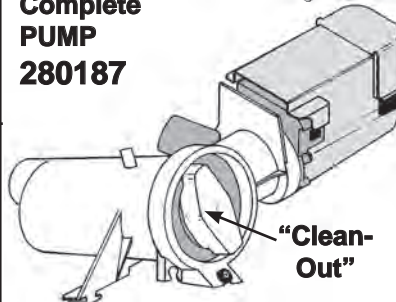


**With "Clean-Out" Port  
for Front Load**

**REPLACEMENT  
PUMP MOTOR  
280187MO**




**Complete  
PUMP  
280187**



**VERTICAL  
MODULE WASHERS  
(VMW)**

**WPW10276397  
0.95A No Flap**

**WPW10661045  
1.2A W/Flap**



for Cabrio  
Washer

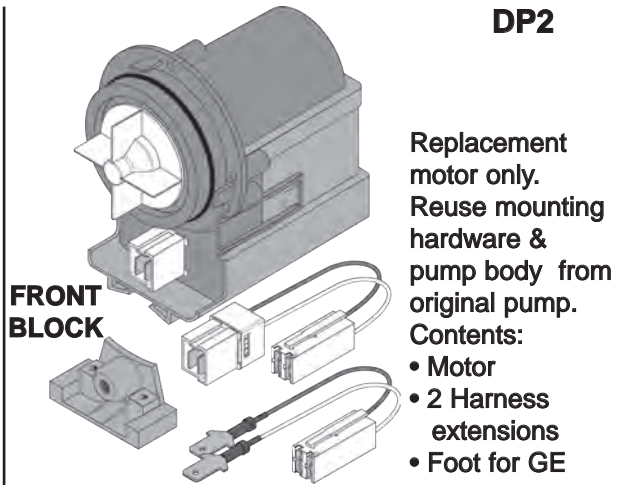
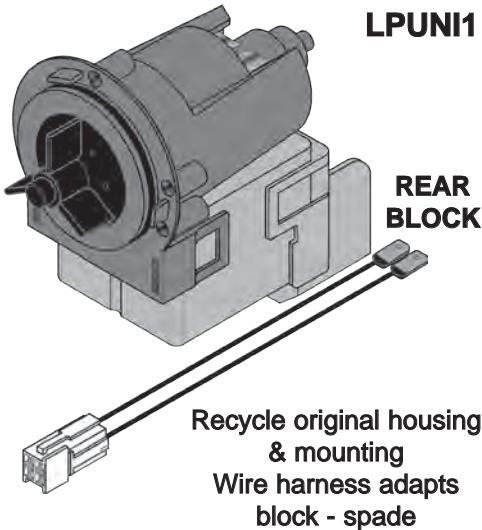


**W10536347**



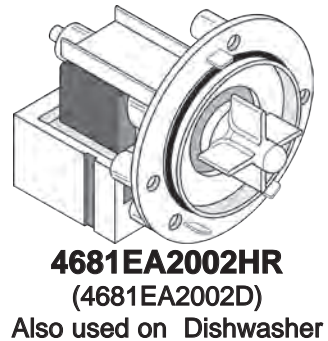


# WASHER PUMPS

## UNIVERSAL DRAIN PUMP MOTORS




GENERIC  
LAUNDRY

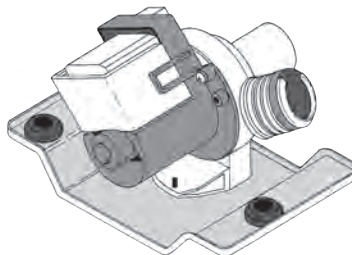
## PUMP MOTORS FOR LG



## PUMP MOTORS SAMSUNG



For Pump Assemblies  
DC96-0774A,  
DC96-01414A  
Shown at Right & Others



# ESD PRODUCTS

## ESD VERTICAL COIN CHUTES

- Variable price settings: 0-\$3.50
- Vertical coin acceptance
- All steel security gate with solid metal bridge
- One step price changing - UP or DOWN in seconds without disassembly
- Exclusive dual return springs for smoother operation
- Fits all existing extensions and machines
- All slides have case hardened parts to resist damage from slamming
- Add denomination after part number.(i.e. -050 is 50¢, -100 is \$1.00)



**ESD-V5**

Variable price settings  
0-\$1.25



**ESD-V8**

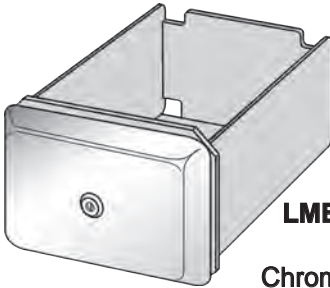
Variable price settings  
0-\$2.00



**ESD-V14**

Variable price settings  
0-\$3.50

### MONEY BOX



**LMB-XEP**

Chrome Face  
6.06" x3.863" x 2.73"



**Decal for V5 Body**

**Amount Part No.**

0.00 5BD00

0.25 5BD25

0.50 5BD50

0.75 5BD75

1.00 5BD100

1.25 5BD125



**Decal for V8 Body**

**Amount Part No.**

0.50 8BD50

0.75 8BD75

1.00 8BD100

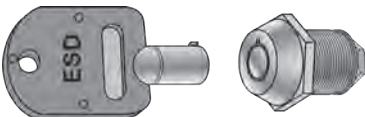
1.25 8BD125

1.50 8BD150

1.75 8BD175

2.00 8BD200

### SERVICE DOOR LOCK & KEY



Part No.	Brand
0400ET-777	WP
0400ET-800	SQ
777 (Key Only)	WP
800 (Key Only)	SQ



**ZB7 for Maytag  
TKZB7**


### CHUTE BOLT

22681  
8<sup>3</sup>/<sub>8</sub>" Long




### BLANK INSERT

21216



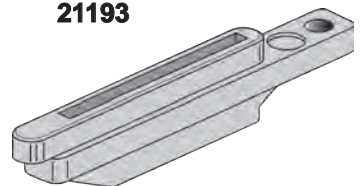
### RETURN SPRING

20963



### 25¢ INSERT


21193



# GREENWALD PRODUCTS

## VERTICAL 5 COIN CHUTE

5 ways to go from 25¢ to \$1.25 using quarters. 3 way anti-cheat protection. Fits all standard brands and Maytag. Add denomination after part number. (i.e. -050 is 50¢, -100 is \$1.00)



**Part No.**  
**V527**

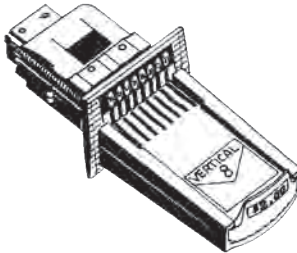


**Greenwald Decal for V5 Body**  
Decals Sold in sheets of 12  
(Buy 1 sheet of 12)

Amount	Part No.
0.50	00-9910-11
0.75	00-9910-16
1.00	00-9910-21
1.25	00-9910-24

## VERTICAL 8 COIN CHUTE

The most versatile chute available today. From 50¢ to \$2.00 and back. Fits all standard brands, except Maytag. Add denomination after part number. (i.e. -050 is 50¢, -100 is \$1.00)



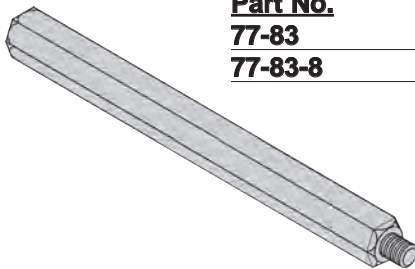
Replaces VERTICAL 4

**Part No.**  
**V820**



Amount	Part No.
0.50	00-9905-1
0.75	00-9905-2
1.00	00-9905-3
1.25	00-9905-5
1.50	00-9905-6
1.75	00-9905-7
2.00	00-9905-8

## COIN CHUTE BOLTS



Part No.	Length
77-83	6½"
77-83-8	8¼"

**\$1.25**

**DECALS**  
for  
**SLIDE BAR**

Amount	Part No.
0.50	00-9104-7
0.75	00-9104-4
1.00	00-9104-8
1.25	00-9104-24
1.50	00-9104-25
1.75	00-9104-29
2.00	00-9104-26
2.50	00-9104-36
3.00	00-9104-37
4.00	00-9104-39

## SECURITY SCREWDRIVER & SCREWS



### 00-9061 SECURITY SCREWDRIVER

Discourages vandalism, pilferage & tampering. Can replace #10 sheet metal screws.

### 00-7225 SECURITY SCREW

Standard #10-16 x 11/16" long Type "B" tapping thread for sheet metal assembly. Cadmium finish steel. Use with 00-9061 Bag of 12.

## SLIDE BLOCKOUT

Part No.	Fits
27-5000	V527
20-5002	V820



## SLIDE RETURN SPRING FOR V5 & V8

For other parts for V5 & V8, Please get the Identification Number located on the bottom of the chute when calling your Armstrong Distributor .



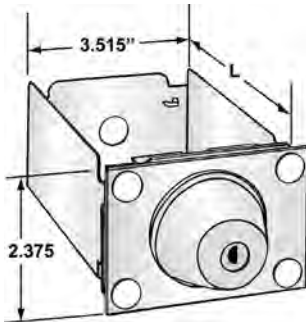
GENERIC  
LAUNDRY

# GREENWALD MONEY BOXES

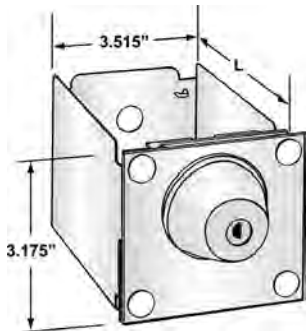
To Order Correct Money Box

Add: -0 for Tubular Key

-42 for Sentinel II Key

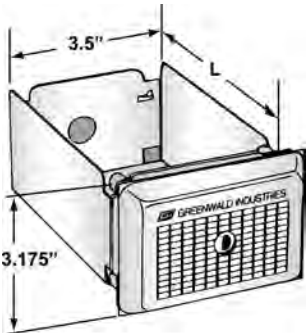


Type	Part No.	Application	L	Capacity
UG400	8-1150-0	Old SQ/GE/Sears	4.0"	\$45
	8-1150-42	Huebsch/IDC		
UG400A	8-1210-0	Wascomat/GE/SQ	5.5"	\$70
	8-1210-42	Huebsch/Whirlpool		
UG400B	8-1240-0	Dexter, Huebsch	7.84"	\$70
	8-1240-42	Unimac Front Loaders		



Type	Part No.	Application	L	Capacity
UG800	8-1170-0	Large Capacity	5.875"	\$130
	8-1170-42	Whirlpool w/ Meter Case Plate Removed		
UG800A	8-1175-0	Sears/Kenmore	4.0"	\$70
	8-1175-42	(1975 & Later)		
UG800B	8-1275-0	Maytag Top Load	7.0"	\$150
	8-1275-42	Washer & Dryer (Produced after mid 1996) also Whirlpool Washer & Dryer		

## ECONOMY BOXES



Type	Part No.	Application	L	Capacity
MG3000	8-1260-0	Wascomat/GE/SQ	5.5"	\$70
	8-1260-42	Huebsch/Whirlpool		
MG3000A	8-1270-0	Dexter WCH19,	3.515"	\$120
	8-1270-42	WCL25, WCK6, DLC30Q, DLR30Q, DL2X30Q SQ EX218, EX325, EX440 HUEBSCH 32DG UNIMAC FRONT LOADERS		

## ROUND BOXES



Type	Part No.	Application	L	Capacity
UG1200	8-1400-0	Whirlpool	4.175"	\$80
UG1200A	8-1420-0	Whirlpool	6.176"	\$135
	8-1420-42	(Long Tray)		

Capacity Is In Quarters



# GREENWALD

## COMMERCIAL DRYER TIMERS & PARTS

Application	Part No.	Style (Face)	Switch(es)
STANDARD	593155	ROUND	1
SPEED QUEEN	593215	SQUARE	2
SPEED QUEEN	5932225	ROUND	2
DEXTER/MAYTAG	593233	ROUND	2
IDC	593237	ROUND	2
CISSELL	593239	ROUND	2
AMER. DRYER	59331	ROUND	3



ROUND FACE



SQUARE FACE  
(permanent press only)

To Order:

1. Specify Timer from table above
2. Specify Voltage: -1 For 115VAC or -2 FOR 230VAC
3. Specify Time (Minutes): -5, -730 (7½), -10 OR -12
4. All Models are 25 ¢. Add -25 at the end of each number.

For Example:

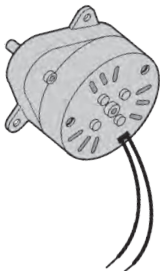
For SPEED QUEEN, ROUND FACE, 2-SWITCH, 115VAC, 5 MINUTE Order: 5932225-1-5-25

For CISSEL, 230VAC, 7½ MINUTE Order: 593239-2-730-25

GET NUMBER  
FROM OLD TIMER  
IF POSSIBLE.

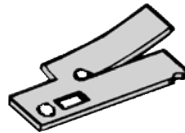
GENERIC  
LAUNDRY

### TIMER MOTORS FOR 59 SERIES



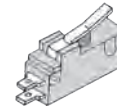
	115V
RPM	Part No.
1/60	50-61-1
	230V
1/60	50-61-2

### COIN DEFLECTOR



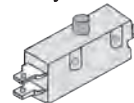
59-0374-3  
(KIT 1526 M406297)

### COIN METER SWITCHES




ENCLOSED  
TYPE

Part No.	for Standard Models
00-6165	Cycle Switch
for Permapress Models	
00-6163	Cycle Switch (M400001)
00-6008	Cycle Switch



### PLASTIC MOTOR CAMS FOR 59 SERIES METERS

SELECT YOUR OWN ON-TIME-PER-COIN



Part No.	No./Pins	Special Pin Count (Cuts Req'd)
59-439-6	6	1,2,3
59-439-8	8	4
59-439-9	9	
59-439-10	10	5
59-439-12	12	

Divide the reciprocal of the motor speed (RPM) by the number of pins on the cam to find time (minutes) per coin. Cam pins may be cut off to alter timing.

### SERVICE PANEL LOCKS & KEYS

Brand	Application	Key	Lock & Key
General Electric	Service Door	GR100 (8-20-100)	74-1027-32-100
Whirlpool	Service Door	GR777 (8-20-777)	68-1174-32-777
Speed Queen	Service	GR800 (8-20-800)	74-1027-32-800
Sears/Kenmore	Service	GR900 (8-20-900)	68-1174-32-900
Sears/Kenmore	Service	GR999 (8-20-999)	68-1174-32-999
Maytag	Service	8-20-16	7-35-32

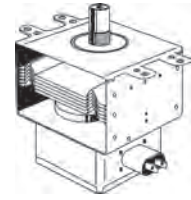


Coin drops & coin activated starters also available

© 1971 - 2024 w.d. armstrong corp.

# MICROWAVE OVEN PARTS

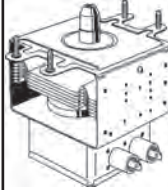
## MAGNETRON



### **10QBP0228**

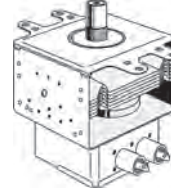
4.1 KV  
700-800  
WATTS

**REPLACES**  
2B71165D,  
2M14-19




### **10QBP0229**

4.1KV  
700-850 WATTS



### **10QBP0231**

4.1 KV  
700-850 WATTS  
**REPLACES**  
2M172HE' 2M240H

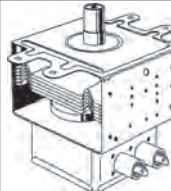


### **10QBP1003**

4.35 KV  
900-1000 WATTS

**REPLACES**

2M261-M16, 2M261-M32F, 2M269-M32F,  
2M261-M32J, 2M261-M32JP,  
2M261-M32JY, 2M248H, MZA291WREO

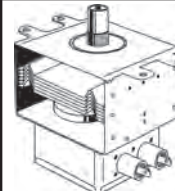


### **10QBP0230**

4.1 KV  
700-850 WATTS

**REPLACES**

FV-MZ0111WRKO, FV-MZ0144MRKO,  
RV-MZ0144MRKO, RV-MZ0154WREO,  
RV-MZ0161WREO, 13509955, OM75S11,  
2M107A301, 2M157MA, 2M217JB,  
2M220M11, 2039-001131, 2039-0011318,  
2039-001-1619, and many more.

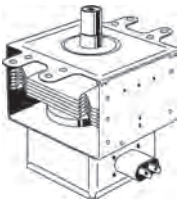


### **10QBP0232**

4.1 KV  
700-850 WATTS

**REPLACES**

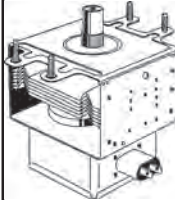
311-5977, 2M204M1, 2M204M1S,  
2M210MIS, 2M210M1, 2M210M1C,  
2M210M1C1, 2M210M1S, 2M210M1SA,  
2M216HL, 72039-001-1558, 72039-001-155,  
72039-001-1558.



### **10QBP0234**

4.1 KV  
700-850 WATTS

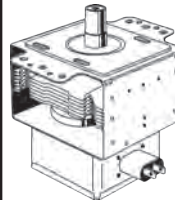
**REPLACES**  
2M208J &  
2M208JB



### **10QBP1000**

4.3 KV  
1000 WATT

**REPLACES**  
2M248J,  
2M246J



### **10QBP1006**

4.35 KV  
1000 WATTS

**REPLACES**

2M246-01AMT,  
2M248J(GS),  
2M282J(LG),  
2M292J(LG)

## MICROWAVE CAPACITORS w/1/4" TERMINALS

**Dimension:** 1.25" x 2.00" x 3.00"

Part No.	Value	Volts
13QBP21085	.85µF	2100
13QBP21090	.90µF	2100
13QBP21095	.95µF	2100
13QBP21100	1.0µF	2100
13QBP21105	1.05µF	2100



## MICROWAVE OVEN LAMPS



### **26QBP0542**

MOL 2 1/4".  
Intermediate base.  
Clear. 25W. 120V.



### **26QBP0544**

MOL 2-5/16".  
Intermediate base.  
Clear. 40W. 120V.



### **26QBP3236**

MOL 2 3/8". Intermediate  
base. 40W. 130V.

# MICROWAVE OVEN PARTS



**DIODE**

Popular in PANASONIC. 550 MA 12 KV.  
#8 Ring Terminal X 3/16" Female Quick Disconnect Terminal.

**11QBP0234**



**DIODE**

Popular in AMANA Commercial. 550 MA 12 KV.  
#8 Ring Terminal X 1/4" Male Quick Disconnect Terminal.

**11QBP0235**



**DIODE**

Heavy Duty 550MA 12 KV Rating For Replacement in all Domestic use Microwave Ovens. #8 Ring Terminal X 1/4" Female Push On. Replaces Samsung DE91-70063D

**11QBP0236**



**DIODE**

350MA 12 KV Rating For Goldstar Microwave Ovens. #8 Ring on Branded side, Heat shrink tubing on non-branded side. 3-5/16" Long.

**6021W3B001U**



**DIODE**

350MA 12KV With "Y" Lead For Direct Replacement On Many Microwave Ovens of Asian Origin.

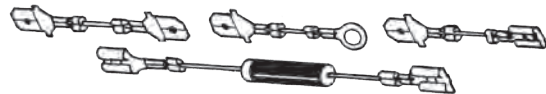
**11QBP0530**



**DIODE**

Heavy Duty 550MA 12 KV Rating For Replacement in all Domestic use Microwave Ovens. #8 Ring Terminal X 1/4" Female Push On w/ Extra Long Lead for Universal Replacement.

**11QBP0529**



Universal Diode Kit Fits 95% of All Domestic Microwaves

**11QBPUNIV**

TOUCH UP BOTTLE  
**98QBP0303**  
SNOW WHITE (Bright White)  
  
**98QBP0301**  
PEARL WHITE (Off-White)



6 OZ SPRAY CAN  
**98QBP0302**  
SNOW WHITE (Bright White)  
  
**98QBP0300**  
PEARL (Off White)



**INTERLOCK/LAMP SWITCH**  
SPDT NO/NC 15 AMPS 125/250 VOLT



**Part No. Terminals**  
**28QBP0495 3/16"**  
**28QBP0496 1/4"**

**UNIVERSAL APPLICATION**  
SPDT Normally Open/ Normally Closed.

**LIGHT PRESSURE 15A 125/250V**

**Part No. Terminals**

**28QBP0493 3/16"**

**28QBP0494 1/4"**

**NORMAL PRESSURE 21A 125/250V**

**Part No. Terminals**

**28QBP0491 3/16"**

**28QBP0492 1/4"**

## MICROWAVE FUSES



**Part No. Amps Action**

**CF15SB 15 Slow Blow**

**CF15FB 15 Fast Blow**

**CF20SB 20 Slow Blow**

**CF20FB 20 Fast Blow**

See Page 231  
for More Fuses

## MAGIC LIGHTS

- You 'll know right away if microwave is working
- Checks power settings
- No batteries
- Finds hot and cold spots
- Easy to use
- Fun to watch




**MAGIC LIGHTS LIGHTS UP TO SHOW YOU WHAT'S GOING ON INSIDE ANY MICROWAVE OVEN**


**4750**

# VENT HOOD FILTERS

ALL SIZES AVAILABLE



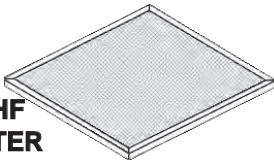
RBF  
FILTER




RCP  
FILTER




RDF  
FILTER



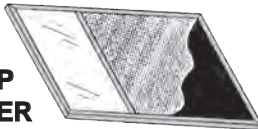
RHF  
FILTER



RHP  
FILTER



RLF  
FILTER



RLP  
FILTER



RRF  
FILTER

## RBF-BASKET SHAPED FILTER

Part No	L	W	T	Light
RBF0801	8 <sup>3</sup> / <sub>4</sub>	10 <sup>1</sup> / <sub>2</sub>	3/32	

## RCP-POLYSORB CARBON FILTER

RCP0205	2 <sup>1</sup> / <sub>2</sub>	11	3/8	
RCP0303	3 <sup>15</sup> / <sub>16</sub>	8 <sup>11</sup> / <sub>16</sub>	3/8	
RCP0304	3 <sup>7</sup> / <sub>8</sub>	6 <sup>1</sup> / <sub>8</sub>	3/8	
RCP0410	4 <sup>13</sup> / <sub>16</sub>	7 <sup>11</sup> / <sub>16</sub>	3/8	
RCP0415	5	7 <sup>3</sup> / <sub>4</sub>	3/8	
RCP0546	5 <sup>1</sup> / <sub>8</sub>	5 <sup>3</sup> / <sub>8</sub>	3/8	
RCP0611	6 <sup>1</sup> / <sub>8</sub>	11 <sup>1</sup> / <sub>8</sub>	3/8	
RCP0806	8 <sup>3</sup> / <sub>4</sub>	10 <sup>1</sup> / <sub>2</sub>	3/8	
RCP1008	10 <sup>7</sup> / <sub>16</sub>	11 <sup>7</sup> / <sub>16</sub>	3/8	

## RDF-DOME SHAPED FILTER

RDF1004	D=10 <sup>1</sup> / <sub>2</sub> H=3 <sup>3</sup> / <sub>4</sub>	3/32		
---------	------------------------------------------------------------------	------	--	--

## RHF-ALUMINUM GREASE FILTER

RHF0438	4 <sup>23</sup> / <sub>32</sub>	13	3/32	
RHF0503	4 <sup>1</sup> / <sub>16</sub>	7 <sup>5</sup> / <sub>8</sub>	3/32	
RHF0525	5 <sup>5</sup> / <sub>16</sub>	13 <sup>3</sup> / <sub>8</sub>	3/32	
RHF0546	5 <sup>29</sup> / <sub>32</sub>	7 <sup>7</sup> / <sub>8</sub>	3/32	
RHF0608	6 <sup>5</sup> / <sub>8</sub>	11 <sup>5</sup> / <sub>8</sub>	3/8	
RHF0715	7 <sup>3</sup> / <sub>4</sub>	9 <sup>1</sup> / <sub>16</sub>	3/32	
RHF0807	8 <sup>7</sup> / <sub>16</sub>	11 <sup>1</sup> / <sub>4</sub>	3/8	
RHF0810	8 <sup>3</sup> / <sub>4</sub>	10 <sup>1</sup> / <sub>2</sub>	3/8	
RHF0914	9 <sup>7</sup> / <sub>8</sub>	11 <sup>11</sup> / <sub>16</sub>	3/8	
RHF1012	10 <sup>7</sup> / <sub>16</sub>	11 <sup>7</sup> / <sub>16</sub>	3/8	
RHF1109	11 <sup>3</sup> / <sub>8</sub>	14	3/32	

## RHP-COMBINATION POLYSORB/ CARBON FILTER

RHP0303	3 <sup>9</sup> / <sub>16</sub>	8 <sup>5</sup> / <sub>16</sub>	3/8	
RHP0804	8 <sup>3</sup> / <sub>4</sub>	10 <sup>1</sup> / <sub>2</sub>	3/8	

## RLF- ALUMINUM W/ LIGHT LENS

RLF1123	11 <sup>3</sup> / <sub>8</sub>	11 <sup>3</sup> / <sub>4</sub>	3/8	3
---------	--------------------------------	--------------------------------	-----	---

## RLP-COMBO POLYSORB/CARBON W/LIGHT LENS FILTER

RLP1102	11 <sup>7</sup> / <sub>16</sub>	11 <sup>13</sup> / <sub>16</sub>	3/8	3 <sup>1</sup> / <sub>4</sub>
---------	---------------------------------	----------------------------------	-----	-------------------------------

## RRF- ROUND SHAPED FILTER


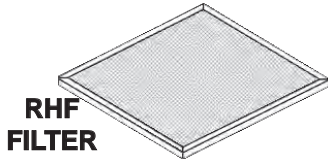
RRF0903	D=9 <sup>1</sup> / <sub>2</sub>	3/32 w/grommet		
---------	---------------------------------	----------------	--	--



# RANGEHOOD FILTERS

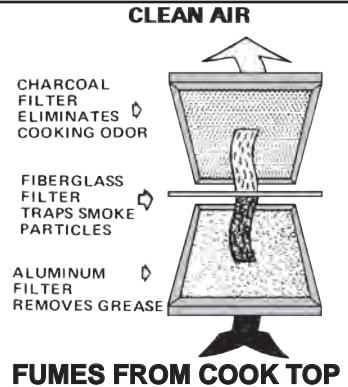
**EXACT REPLACEMENTS FOR BOSCH, LG, & SAMSUNG**

<b>Part No</b>	<b>L</b>	<b>W</b>	<b>T</b>	<b>Description</b>
<b>RHF961A</b>	2.13"	9.8"	0.312"	Bosch 353110
<b>RCP0205</b>	2½	11	3/8	LG 5230W2A003A
<b>RCP0410</b>	4 <sup>13</sup> / <sub>16</sub>	7 <sup>11</sup> / <sub>16</sub>	3/8	LG 5230W1A011C
<b>RHF0503</b>	4 <sup>1</sup> / <sub>16</sub>	7 <sup>5</sup> / <sub>8</sub>	3/32	LG5230W1A012B
<b>RCP0611</b>	6 <sup>1</sup> / <sub>8</sub>	11 <sup>1</sup> / <sub>8</sub>	3/8	Samsung DC33-30016A



## VENT HOOD FILTERS *Made To Order*

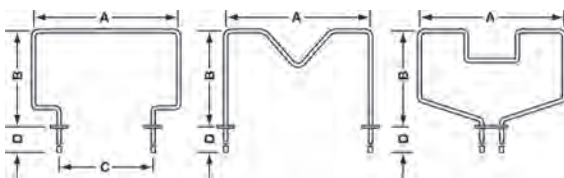
Your Armstrong Wholesaler is equipped to fabricate rectangular aluminum and charcoal cooking filters. For special sizes measure to the nearest 1/16 inch.



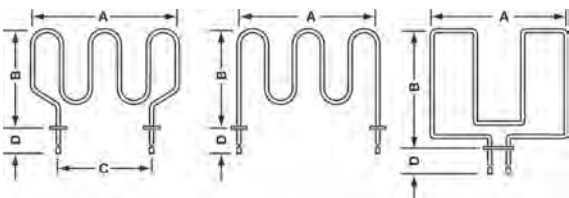
COOKING  
DOMESTIC

# BAKE & BROIL ELEMENTS

## BAKE UNITS



## BROIL UNITS



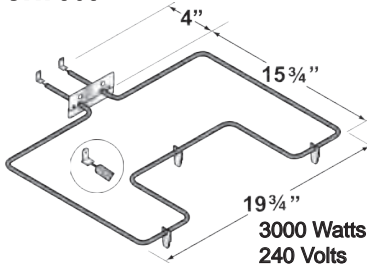
**Our Complete Line of  
BAKE & BROIL OVEN ELEMENTS  
Can be found by visiting our  
web site.**

<http://www.wdarmstrong.com/bandb.htm>

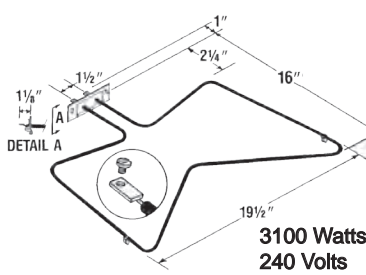
**Dimensional Research is Available  
by Shape and Size**

# BAKE & BROIL ELEMENTS

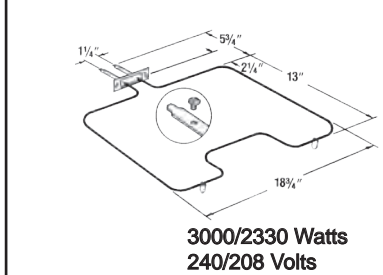
**CH7865**



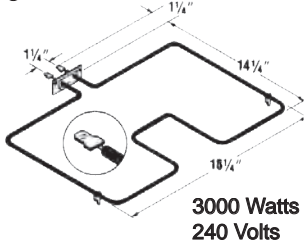
**RP641**



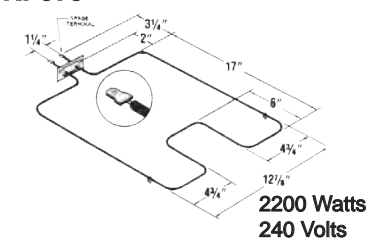
**RP783**



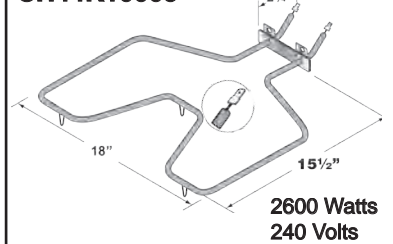
**RP978**



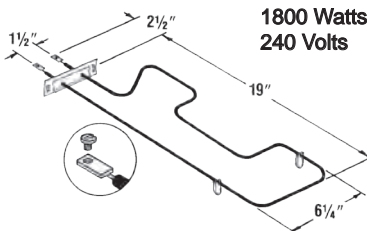
**RP979**



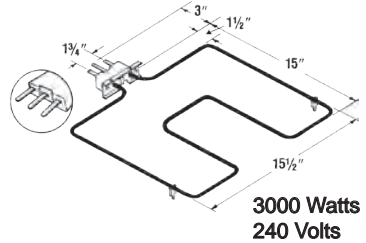
**CH44K10005**



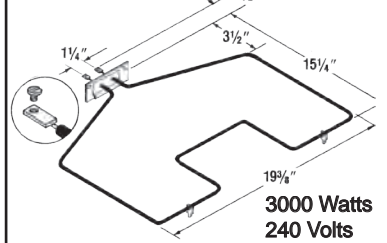
**CH44X195**



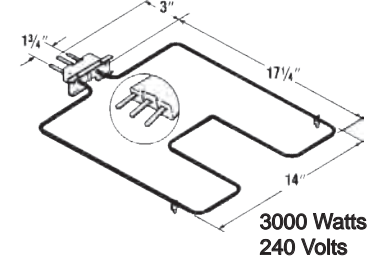
**CH44X5019**



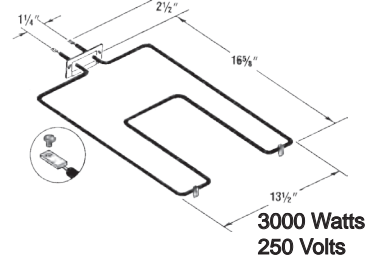
**RP44X126**



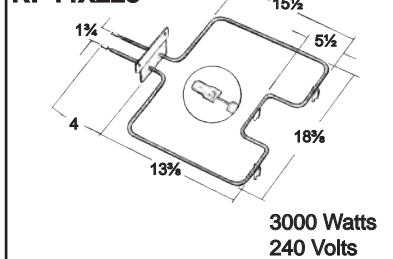
**RP44X142**



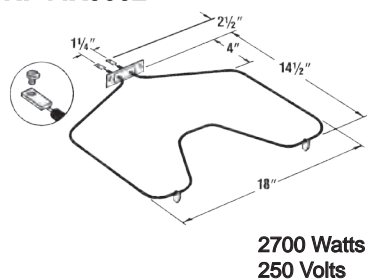
**RP44X200**



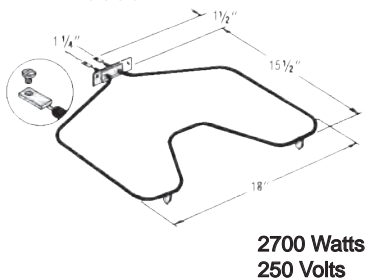
**RP44X228**



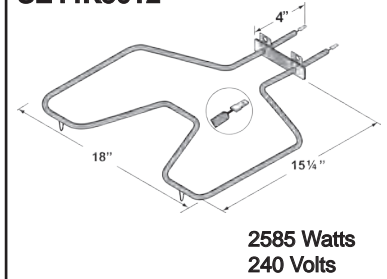
**RP44X5082**



**RP44X5099**

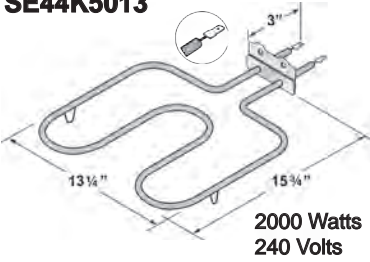


**SE44K5012**

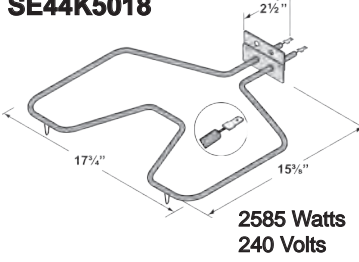


# BAKE & BROIL ELEMENTS

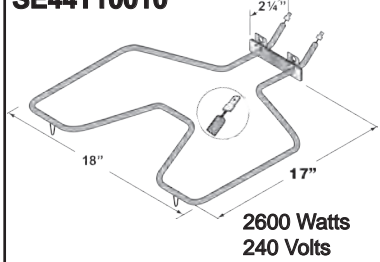
**SE44K5013**



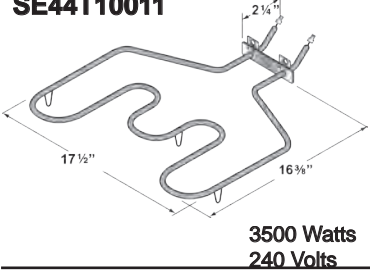
**SE44K5018**



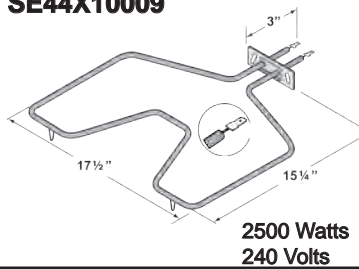
**SE44T10010**



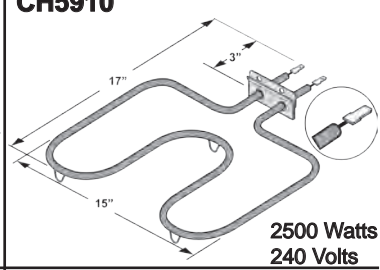
**SE44T10011**



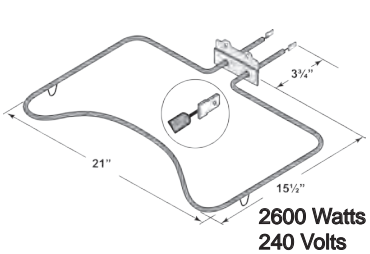
**SE44X10009**



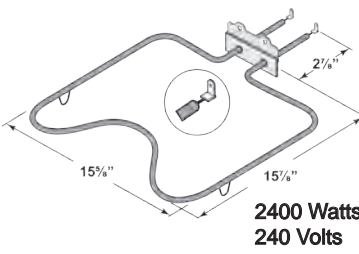
**CH5910**



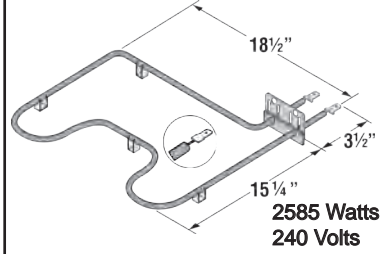
**CH6377**



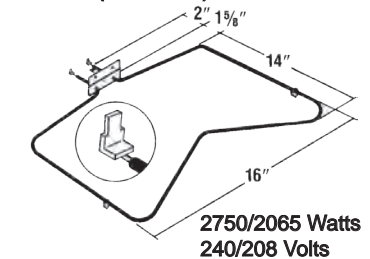
**CH6388**



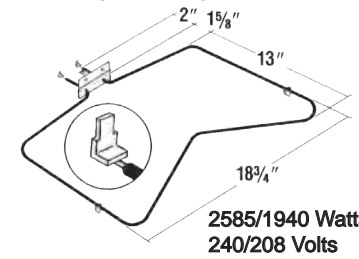
**CH7877**



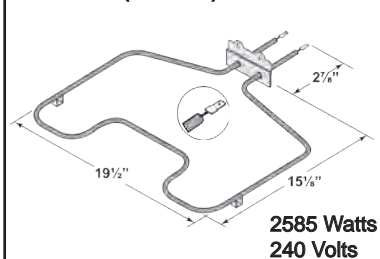
**RP856 (CH5829)**



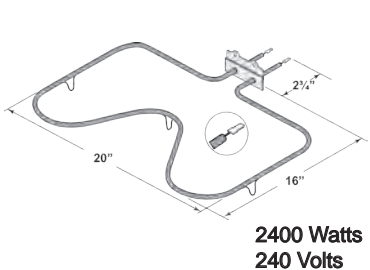
**RP798 (CH5830)**



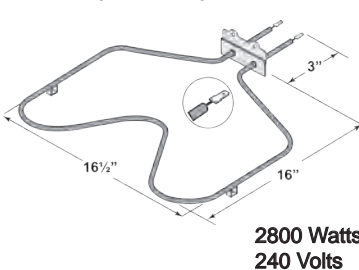
**CH2858 (RP777)**



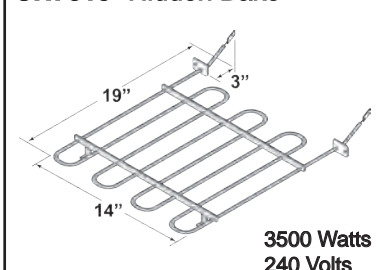
**CH7789**



**RP790 (CH4836)**



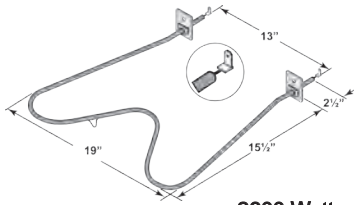
**CH7815 "Hidden Bake"**



COOKING  
DOMESTIC

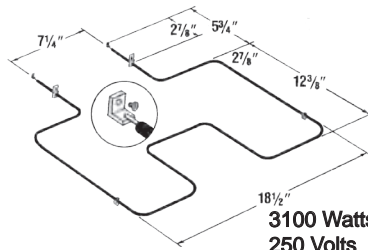
# BAKE & BROIL ELEMENTS

**CH6078**



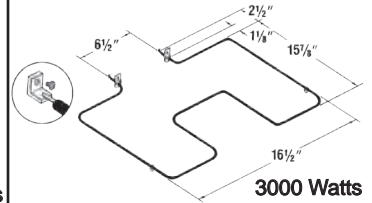
**2600 Watts  
240 Volts**

**RP584**



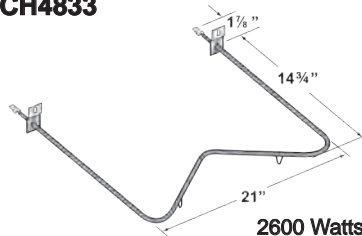
**3100 Watts  
250 Volts**

**RP718 (CH2866)**



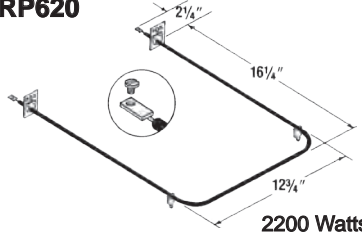
**3000 Watts  
240 Volts**

**CH4833**



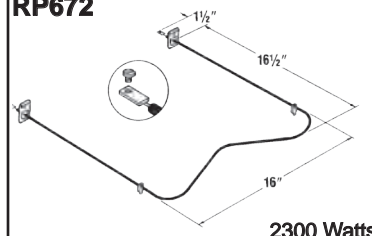
**2600 Watts  
240 Volts**

**RP620**



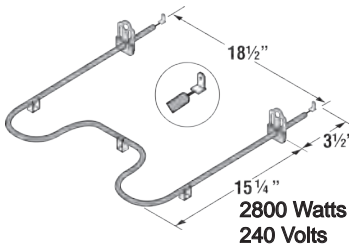
**2200 Watts  
240 Volts**

**RP672**



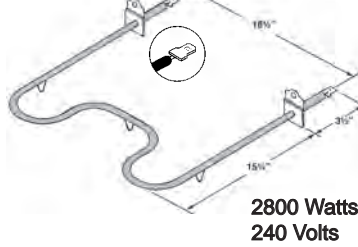
**2300 Watts  
240 Volts**

**CH7279**



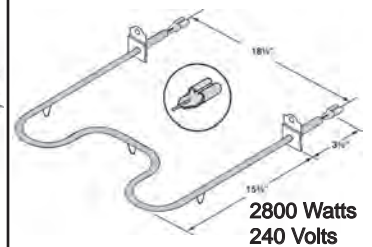
**2800 Watts  
240 Volts**

**SE3019 (CH6372)**



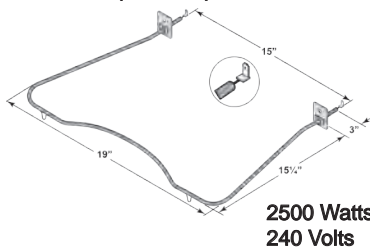
**2800 Watts  
240 Volts**

**SE3020 (CH6406)**



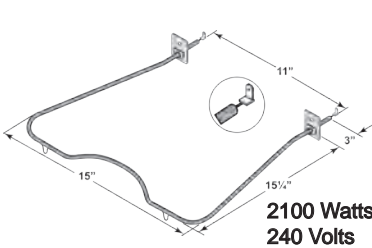
**2800 Watts  
240 Volts**

**CH2860 (RP841)**



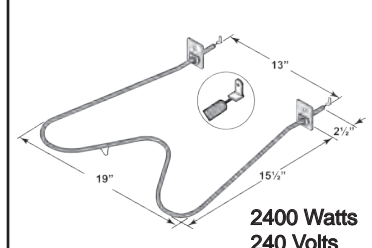
**2500 Watts  
240 Volts**

**CH3658 (CH687)**



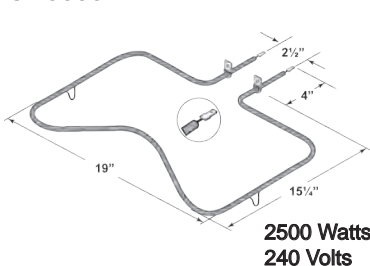
**2100 Watts  
240 Volts**

**CH4879 (RP837)**



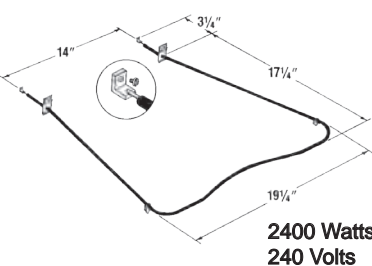
**2400 Watts  
240 Volts**

**CH5853**



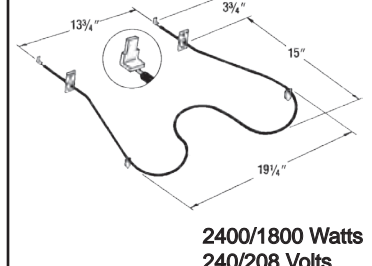
**2500 Watts  
240 Volts**

**RP629**



**2400 Watts  
240 Volts**

**RP775**

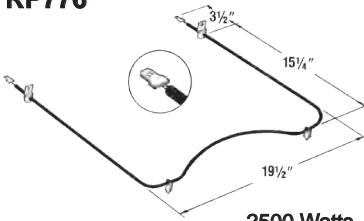


**2400/1800 Watts  
240/208 Volts**



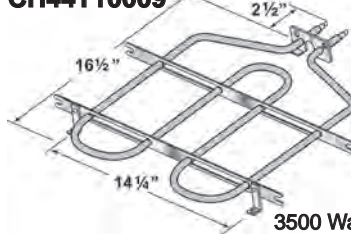
# BAKE & BROIL ELEMENTS

**RP776**



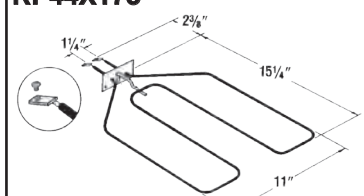
**2500 Watts  
240 Volts**

**CH44T10009**



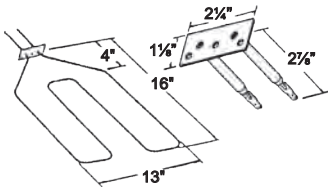
**3500 Watts  
240 Volts**

**RP44X173**



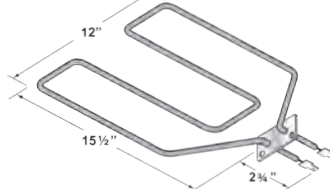
**3000 Watts  
240 Volts**

**SE44K5009**



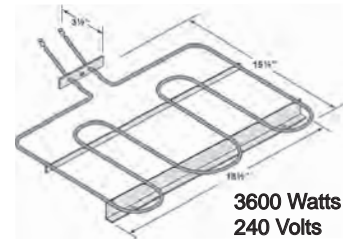
**3400 Watts  
240 Volts**

**SE44X10015**



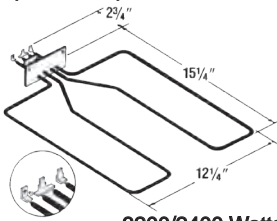
**3500 Watts  
240 Volts**

**CH7728**



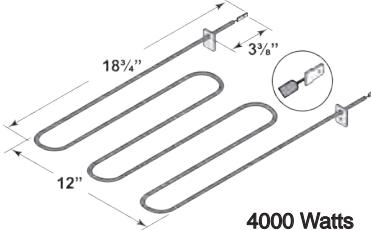
**3600 Watts  
240 Volts**

**RP854 (CH5846)**



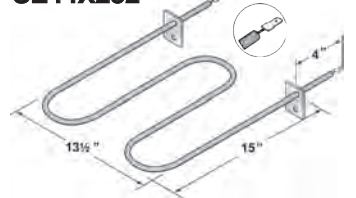
**3200/2400 Watts  
240/208 Volts**

**CH3301**



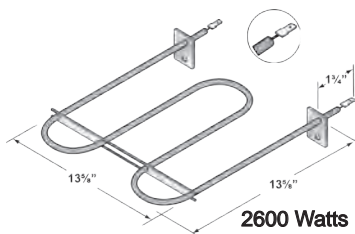
**4000 Watts  
240 Volts**

**SE44X232**



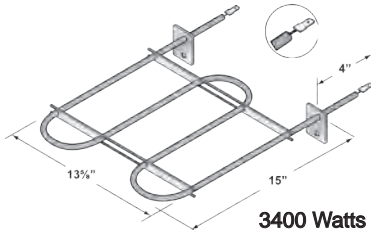
**3400 Watts  
240 Volts**

**CH4835**



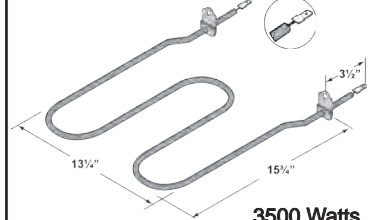
**2600 Watts  
240 Volts**

**CH5855**



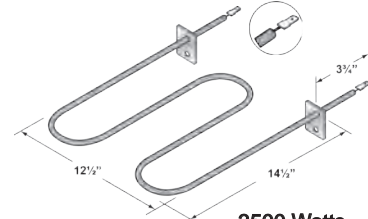
**3400 Watts  
240 Volts**

**CH6373**



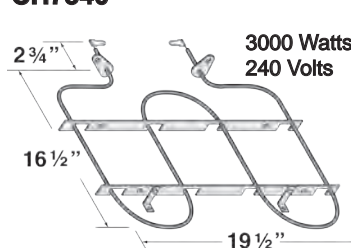
**3500 Watts  
240 Volts**

**CH6418**



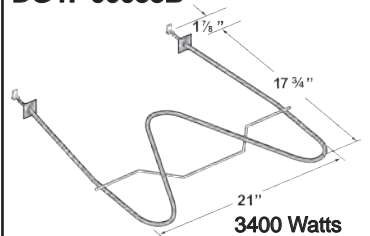
**3500 Watts  
240 Volts**

**CH7340**



**3000 Watts  
240 Volts**

**DG47-00038B**



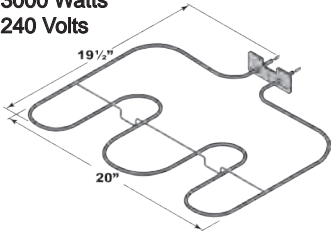
**3400 Watts  
240 Volts**

COOKING  
DOMESTIC

# BAKE AND BROIL ELEMENTS FOR LG & VIKING

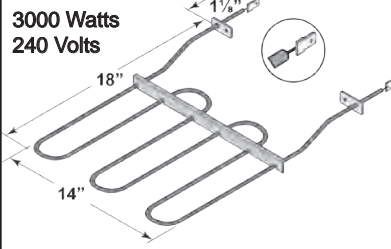
**MEE36593202**

3000 Watts  
240 Volts



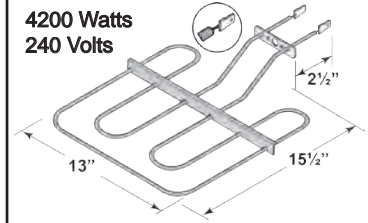
**MEE61945104**

3000 Watts  
240 Volts



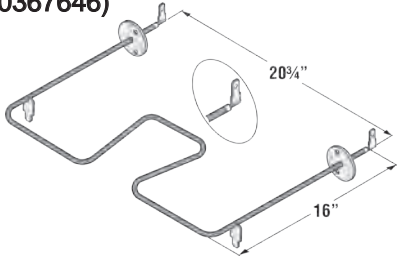
**MEE62306504**

4200 Watts  
240 Volts



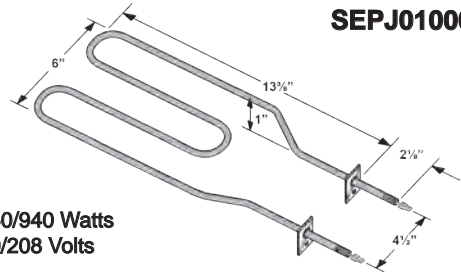
**CH7646 (00367646)**

2600 Watts  
240 Volts



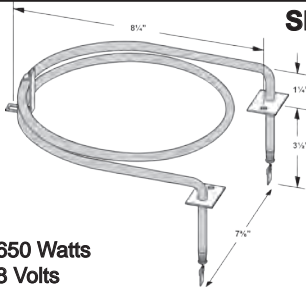
**SEPJ010001**

1250/940 Watts  
240/208 Volts



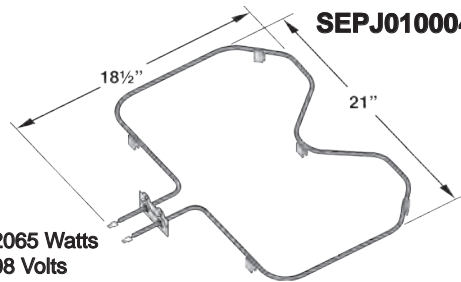
**SEPJ010003**

2200/1650 Watts  
240/208 Volts



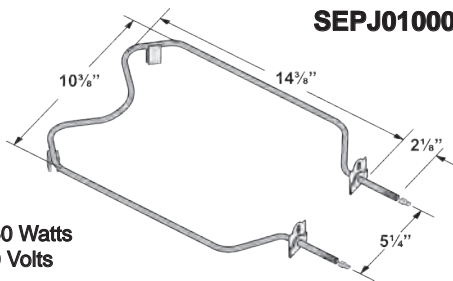
**SEPJ010004**

2750/2065 Watts  
240/208 Volts



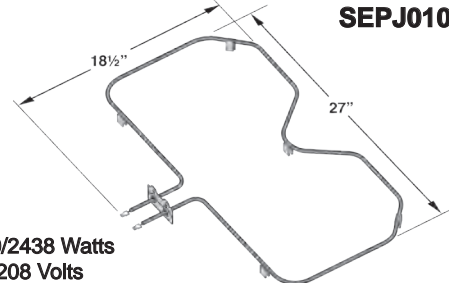
**SEPJ010005**

1750 Watts  
240 Volts



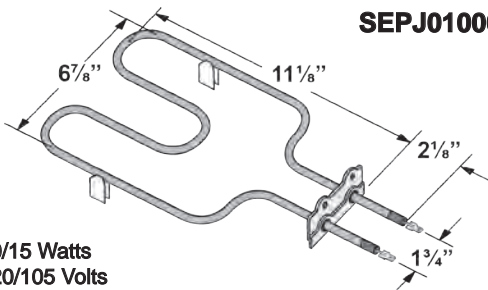
**SEPJ010006**

3250/2438 Watts  
240/208 Volts



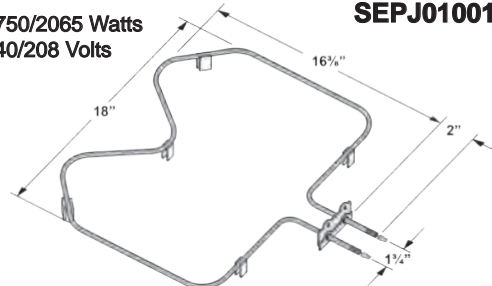
**SEPJ010007**

20/15 Watts  
120/105 Volts



**SEPJ010012**

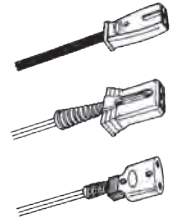
2750/2065 Watts  
240/208 Volts



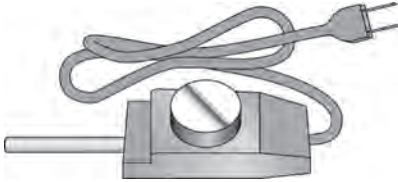
# SPECIALTY ELECTRICAL SUPPLIES

## APPLIANCE CORDS WITH PLUGS

<u>Part No.</u>	<u>Cord Type</u>	<u>Length</u>	<u>Contact</u>		<u>Spacing</u>
			<u>Rating</u>		
<b>09303</b> (04772)	18/2 HPN	2'	1250W	10A-125V	1/2"
<b>09306</b> (04676)	18/2 HPN	6'	1250W	10A-125V	1/2"
<b>09316</b> (04636)	18/2 HPN	6'	1250W	10A-125V	11/16"
<b>09326</b> (04796)	16/2 HPN	6'	1875W	15A-125V	1 1/8"



## PROBE THERMOSTAT ASSEMBLY



Replace probes in 80% of fry pans, waffle irons, griddles, deep fryers. 20 Amp, 115 Volt. Fits electric grills

**P500**

## UL858 SURFACE UNITS

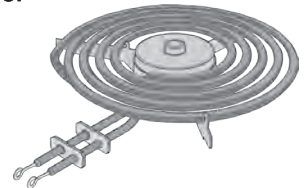


Surface Units include thermistor required by UL858 to increase the prevention of overheating & fires

<u>Part No.</u>	<u>Description</u>
<b>MTP13TYA</b>	240V/1300W 6" Surface Unit 405948/W11199519
<b>MTP21TYA</b>	240V/2150W 8" Surface Unit 405956/W11199518

### Range Surface Element Safety Burners for Frigidaire

This element has temperature limiting capabilities to reduce the risk of cooktop oil and grease fires.



<u>Part No.</u>	<u>Description</u>
<b>5304516159</b>	240V/2150W 8" Surface Unit
<b>5304516160</b>	240V/1300W 6" Surface Unit

### Range Surface Element Safety Burners for GE

This element has temperature limiting capabilities to reduce the risk of cooktop oil and grease fires.



<u>Part No.</u>	<u>Description</u>
<b>WB30X31057</b>	240V/2150W 8" Surface Unit
<b>WB30X31058</b>	240V/1300W 6" Surface Unit

# RANGE PARTS



**LO-RISE**  
(with ring)

## REPLACEMENT FOR ELECTRIC RANGES


Most Popular Replacements For Free Standing & Built-In Models

<u>Part No.</u>	<u>Size</u>	<u>Watts</u>	<u>Volt</u>
<b>CH30X356</b>	6"	1325	240
<b>CH30X354</b>	8"	2125	240

## HI-RISE (without ring)

Used On Built-In Models. For Replacement Rings  
See Page 518.

<u>Part No.</u>	<u>Size</u>	<u>Watts</u>	<u>Connection</u>	<u>Volts</u>
<b>CH30X342</b>	6"	1325 W	3 Wire	240 V
<b>CH30X341</b>	8"	2125 W	3 Wire	240 V
<b>CH30X359</b>	6"	1325 W	2 Wire	240 V
<b>CH30X348</b>	8"	2350 W	2 Wire	240 V



## PLUG-IN




<u>Part No.</u>	<u>Size</u>	<u>Watts</u>	<u>Volt</u>
<i>USE WITH WB17X5051 WHITE PORCELAIN BLOCK</i>			
<b>CH30X218</b>	6"	1325 W	240 V
<b>CH30X219</b>	8"	2350 W	240 V
<i>USE WITH WB17X5113 BLACK PLASTIC BLOCK</i>			
<b>CH30M1</b>	6"	1325 W	240 V
<b>CH30M2</b>	8"	2350 W	240 V

## SURFACE UNIT BLOCKS FOR GE - HOTPOINT

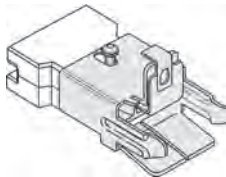
**PLASTIC BLOCK**

**WB17X5113**  
Used with  
WB30M1 &  
WB30M2

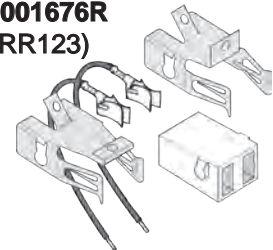


**CERAMIC SURFACE BLOCK**

**WB17X5051**  
Used with  
WB30X218 &  
WB30X219

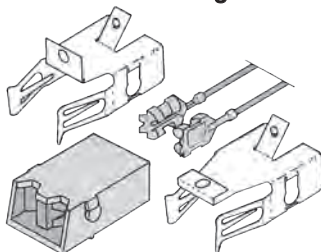


**CERAMIC BLOCK**  
**12001676R**  
(RR123)



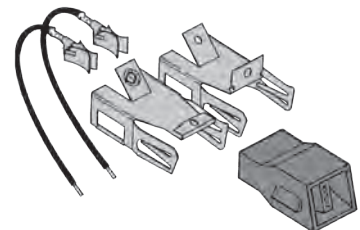
## UNIVERSAL SURFACE UNIT RECEPTACLES FOR MANY BRANDS

Kit comes complete with plug in block, wires and terminals, porcelain wire connectors, extended heat shrink tubing and two different brackets. These brackets enable kit to replace many different plug-in surface unit blocks.



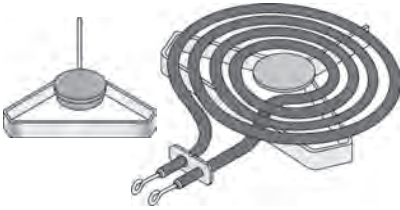
**HEAVY DUTY**  
**RR331**

**RR117**





# SURFACE UNITS



## SINGLE COIL - PLUG IN UNIT

This type unit was used by most manufacturers since 1962. Now you can have an exact replacement for most ranges at **Armstrong's** low prices.

<u>Part No.</u>	<u>Style</u>	<u>Watts</u>
<b>SP12MA</b>	3 turns 6"	1250
<b>MP15MA</b>	4 turns 6"	1500
<b>SP21MA</b>	4 turns 8"	2100
<b>MP21MA</b>	5 turns 8"	2100
<b>MP26MA</b>	5 turns 8"	2600

## ECONOMY PLUG IN

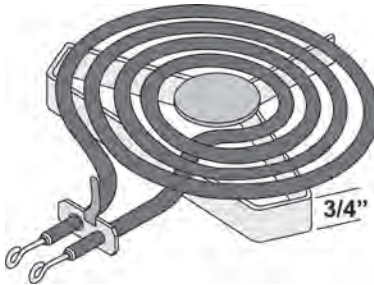
This type unit comes with the same high Quality element rod but with Y bracket

<u>Part No.</u>	<u>Style</u>	<u>Watts</u>
<b>SP12YA</b>	3 turns 6"	1250
<b>SP21YA</b>	4 turns 8"	2100
<b>MP15YA</b>	4 turns 6"	1500
<b>MP21YA</b>	5 turns 8"	2100
<b>MP26YA</b>	5 turns 8"	2600



COOKING  
DOMESTIC


## SPECIAL "CANNER" UNIT



Features 3/4" high support, unit surface 1/4" higher than standard units. Improves circulation and supports heavier pots and pans.

<u>Part No.</u>	<u>Style</u>	<u>Watts</u>
<b>MP26KA</b>	5 turns 8"	2600

## SINGLE COIL - WIRES ATTACHED

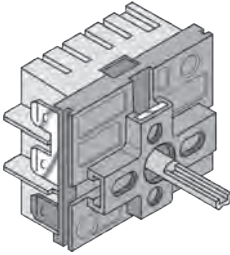


This type unit comes with wires attached.  
Direct replacement for many brands.

<u>Part No.</u>	<u>Style</u>	<u>Watts</u>
<b>SM12MD</b>	3 turns 6"	1200
<b>SM21MD</b>	4 turns 8"	2100

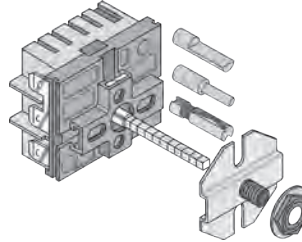
# SURFACE UNIT INFINITE SWITCHES

## INFINITE SWITCHES for SAMSUNG

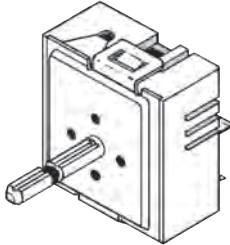


**DG44-01002A**  
(MDSA-W21-SKM)  
Energy Regulator Switch

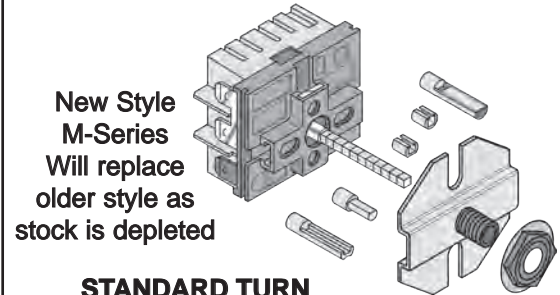
## UNIVERSAL INFINITE SWITCH



- Invensys new style
  - Low profile
  - Double Line Break
- ER5500200M**




**DG44-01008A**  
"EGO" STYLE  
DUAL RIBBON  
Energy Regulator Switch



New Style  
M-Series  
Will replace  
older style as  
stock is depleted

**DG44-01009A**  
KING SEELEY STYLE  
Infinite Switch  
Load Rated 4.4-5.8 Amps.  
240 Volts.  
1250 Watts.




### STANDARD TURN

Part No.	Volts	Rot.
5500-202M	230	CW
5500-102M	115	CW

### PUSH-TO-TURN

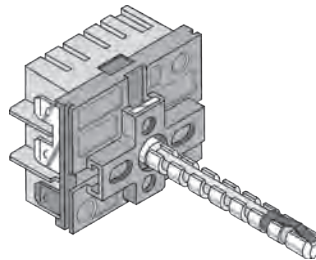
5500-200M	230	CW
-----------	-----	----

## INFINITE SWITCHES for Whirlpool



All kits are complete with mounting screws,  
full instructions and adapters for using original  
knob.  
Break-off shaft to match original shaft length.


Part No.	Reference	Amps	Fig. 8 Shaft
3149399	6604-AF19	8.9-11	1/4"
3149400	6604-AF38	8.9-11	13/16"
3149401	811430	5.2-6.6	1/4"
3149404	6604-AF23	5.2-6.6	15/16"



**INF-8**  
2 1/4" Long  
5501-378M  
Break-off shaft to fit  
1/4" "Fig. 8" knobs

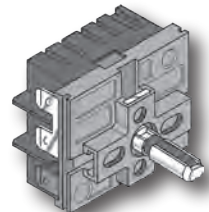
### W10857622

Replaces MDPA-W704-UNM D Shaft



### WPW10434452

Replaces MDPA-W171-UNM Fig. 8 Shaft



# APPLIANCE WIRE

## 2 & 3 Strand Twisted Wire

The most popular gauges of service wire are available in a variety of lengths. This wire is available in cross-link polyethylene or high temperature glass braided silicone rubber insulation. UL listed, CSA approved.

**CAUTION:** In choosing replacement wire be certain that the voltage and temperature ratings meet original wire specifications.



**Cross Link  
Polyethylene**



**Glass Braided  
Silicone Rubber**

### 3-Strand Glass Cross Link Polyethylene

<u>Part No.</u>	<u>Length</u>	<u>Gauge</u>	<u>Max Volts</u>	<u>Max Temp.</u>	<u>Color</u>
SE0512P	5'	12	600	260°F or 125°C	Black/Red/White
SE2512P	25'	12	600	260°F or 125°C	Black/Red/White
SE5012P	50'	12	600	260°F or 125°C	Black/Red/White
SE2514P	25'	14	600	260°F or 125°C	Black/Red/White
SE5014P	50'	14	600	260°F or 125°C	Black/Red/White

### 3-Strand Glass Braided Silicone Rubber

<u>Part No.</u>	<u>Length</u>	<u>Gauge</u>	<u>Max Volts</u>	<u>Max Temp.</u>	<u>Color</u>
SE0512G	5'	12	600	400°F or 200°C	Black/Red/White
SE2512G	25'	12	600	400°F or 200°C	Black/Red/White
SE5012G	50'	12	600	400°F or 200°C	Black/Red/White
SE0514G	5'	14	600	400°F or 200°C	Black/Red/White
SE2514G	25'	14	600	400°F or 200°C	Black/Red/White
SE5014G	50'	14	600	400°F or 200°C	Black/Red/White

## HIGH TEMPERATURE (900°) NON-INSULATED TERMINALS



**No. 10  
Stud**

**Pack of 100**

<u>Part No.</u>	<u>Wire</u>
T1115C	16-14
T1117C	12-10



**Standard  
1/4"**

**Pack of 100**

<u>Part No.</u>	<u>Wire</u>
T1113C	16-14
T1114C	12-10



**Standard  
1/4"**

**Pack of 100**

<u>Part No.</u>	<u>Wire</u>
T1111C	16-14
T1112C	12-10

# ELECTRIC PANS AND RINGS



6"  
8" PCP501-6  
PCP500-8

PCPGT-6  
PCPGT-8

SMALL 6GEP  
LARGE 8GEP  
PORCELAIN PAN

GT6P  
GT8P  
PORCELAIN RING

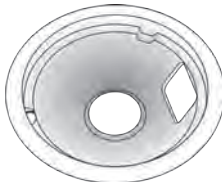


6"  
8" WB31K5024A  
WB31K5025A

4010-6  
4011-8  
PORCELAIN BOWL

PCP5075-6  
PCP5076-8

DP107  
DP106  
BOWL



6"  
8" DP5024  
DP5025  
BOWL

DPM16  
DPM15  
BOWL

(2) DPM16  
(2) DPM15  
DPGEC Kit

PCP4075-6  
PCP4076-8

PCP4075-6  
PCP4076-8



6"  
8" SMALL FT6  
LARGE FT8  
RING

WT6  
WT8  
RING

WD6W  
WD8W  
BOWL

PCP771-6  
PCP770-8

## PANS AND RINGS

Part No.  
6GE  
6GEP  
8GE  
8GEP  
GT6  
GT8  
GT6P  
GT8P  
4010-6  
4011-8  
5010-6  
5011-8

Part No.  
5075-6  
5076-8  
DP107  
DP106  
DP5024  
DP5025  
DPM16  
DPM15  
DPM20  
DPM19

Part No.  
FT6  
FT8  
WT6  
WT8  
WD6W  
WD8W  
DP8414  
DP8413  
DPGEC  
DPGEP



# ELECTRIC PANS AND RINGS



6" PCP701-6  
8" PCP700-8



PCP751-6  
PCP750-8



PCP415-6  
PCP414-8



UKT6  
UKT8  
RING

## UNIVERSAL REPLACEMENTS



6" SMALL 6CH  
8" LARGE 8CH  
PAN



SMALL 6CHP  
LARGE 8CHP  
PAN



SMALL WD6  
LARGE WD8  
BOWL



WD6P  
WD8P  
PORCELAIN BOWL

COOKING  
DOMESTIC

Part No.  
PCP700-8  
PCP701-6  
PCP751-6  
PCP750-8  
PCP415-6  
PCP414-8

Part No.  
UKT6  
UKT8  
6CH  
8CH  
6CHP  
8CHP

Part No.  
WD6  
WD6P  
WD8  
WD8P

## Black Heavy Duty Reusable • Non-Stick Oven Liner

### OL1400

- Messy spills that bubble over will clean up like magic by just wiping them off the non-stick surface.
- Dishwasher Safe
- Fits ovens up to 30"
- Oven Liner is reversible
- No more messy foil!
- May be cut to fit smaller ovens
- Resists temperatures to 550 F



## BROILER PANS FOR GAS AND ELECTRIC

### BP3600

Rugged porcelain  
broiler pan and insert.

# GAS & ELECTRIC KNOBS & KITS



**KNOB 2" Dia.**  
**74010205**  
 1/4" stem Lg.,  
 3 o'clock flat,  
 0.256

**74010389**  
 1/4" stem length,  
 10 o'clock flat, 0.256



**KNOB 2" Dia.**  
**74007733 (WP7733P410-60)**  
 1/4" stem length,  
 6 o'clock flat, 0.256



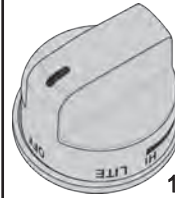
**KNOB 1 1/2" Dia.**  
**WP7737P245-60**  
 1/2" stem length,  
 3 o'clock flat, 0.256



**74011287**  
 1/4" stem length,  
 6 o'clock flat, 0.256



**For LG**  
**EBZ37189609**  
 1/4" stem length,  
 12 o'clock flat, 0.256



**For LG**  
**EBZ37189611**  
 1/4" stem length,  
 12 o'clock flat, 0.256

## SURFACE UNIT SWITCH KNOB KIT

4-way mount dial kit for Electric. Kit includes: blank Black knob, slip-fit temperature overlay and four stem adapters.



**Temperature**

**Part No.**      **Range °F**  
**4590-342**    LO 2-3-4-5-6 HI

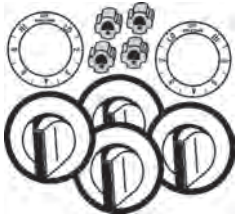
## ELECTRIC THERMOSTAT KNOB KIT

Each kit includes a blank knob, slip fit temperature overlay Three "D" stem adapters and one double flat (clip-spring).



**4590-324** Black  
**4590-325** Chrome

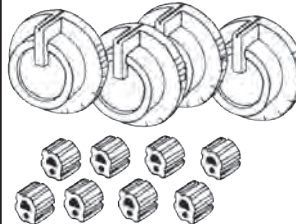
## ELECTRIC RANGE KNOB KIT



Electric range knob kits are available in the modern SLIP-FIT style. Each kit includes four knobs, eight overlays (4 low-hi and 4 hi-low), and four each of the five most common insert adapters.

**Part No.**      **Color**  
**4590-763**      WHITE  
**4590-764**      BLACK

## GAS TOP BURNER KNOB SETS



Standard "D" stem knobs with center adapters to fit the four basic flat locations-flat up, down, left, right. Long and short adapters allow for many common lengths of burner valve shafts.

**Each Knob set includes 4 knobs and 8 stem adapters.**  
**4590-046**      Black

## GAS RANGE MODERNIZATION KNOB KIT

Kit includes 5 knobs, 4 top burner knobs and one oven thermostat knob.

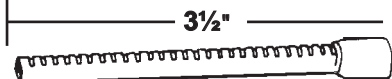


**4590-210**      White  
**4590-211**      Black

## STEM LENGTH EXTENDER

**4590-705**

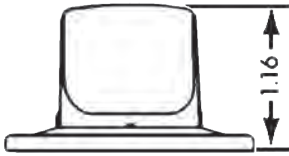
For extending valve shaft when old knob hand long shank.



# BUILD YOUR OWN KNOBS

## • STEP ONE SELECT PROPER KNOB


KNOBES 6 PER PAK



\* ELECTRIC



+ GAS



**Part No. Color**

\* 4590-500 WHITE

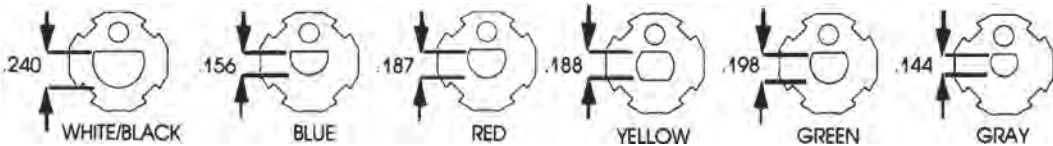
\* 4590-501 BLACK

**Part No. Color**

+ 4590-503 WHITE

+ 4590-504 BLACK

## • STEP TWO SELECT PROPER INSERT



Stem Flat

Insert

Insert

INSERTS 6 PER PAK

Part No.*	Height	Insert Length	Insert Color
4590-600	.240	.400"	WHITE
4590-601	.240	.625"	BLACK
4590-602	.156		BLUE
4590-603	.187		RED
4590-604	.188**	.400"	YELLOW
4590-605	.199+		GREEN
4590-606	.143(G.E.)		GRAY

\* Order Number includes 6 inserts per package

\*\* Clip-spring or Double Flat

+(Also used for 1/4" gas stem applications.)

COOKING  
DOMESTIC

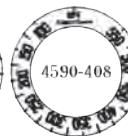
## • STEP THREE SELECT PROPER OVERLAY

THERMOSTAT CW TO TURN OFF

THERMOSTAT CCW TO TURN OFF



4590-400 series



SWITCH CW TO HIGH

SWITCH CCW TO HIGH

OVEN SELECTOR SWITCH



Prices subject to change without notice

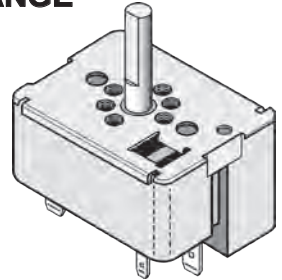
© 1971 - 2024 w.d. armstrong corp.

# EXACT REPLACEMENTS FOR BROWN RANGE

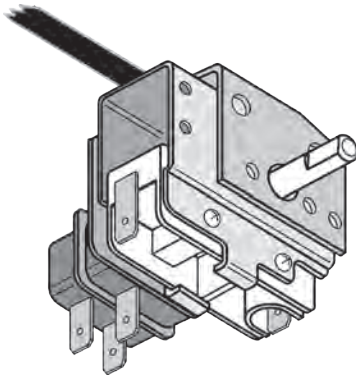
## REPLACEMENT BURNER SWITCHES FOR BROWN RANGE

### Current Sensing Type

<u>Part No.</u>	<u>Burner</u>	<u>Amps @ 240V</u>
ER1841L61	6" Small	5.2 - 6.25
ER1841L62	8" Large	8.8 - 10.8



## Oven Thermostat Kits



### ER1842A57

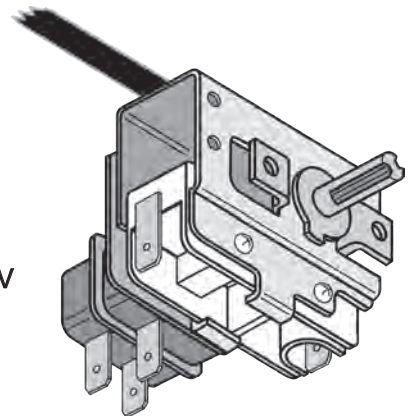
Factory i.d. (275-3492-00, 275-3509-00, 1842A057)

- "D" Shaft
- 7 Terminals
- 125/250V
- 22 amp
- Kit includes knob
- 7/8" mounting holes

### ER1842A59

Factory i.d. (275-3493-00, 1842A059)

- Fig. "8" Shaft
- 7 Terminals
- 125/250V
- 22 amp
- 1½" on center mounting holes
- for ranges built after August 2003.



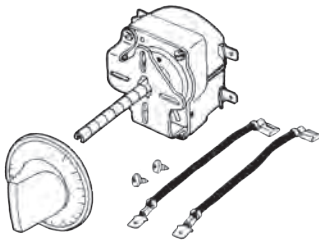
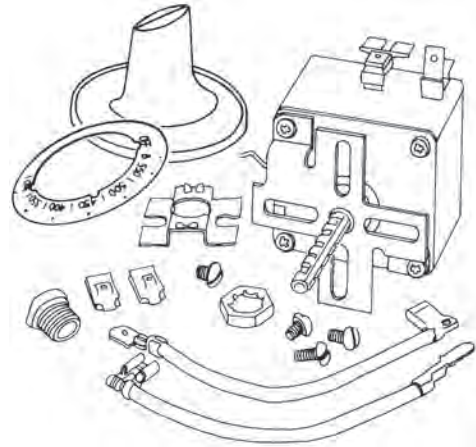


# ELECTRIC RANGE THERMOSTATS

## THERMOSTATS WITH BAKE & BROIL

- Break-off D Stem 1 7/8" Max.
- 4 Way Screw Mount W/Pal Nut Option
- 4 Way Insert Black Knob
- Automatic Pre-heat, Variable Broil
- Complete Instructions

**6700S0011**

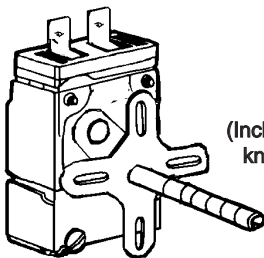


Kit has a 2" break-off stem which is grooved at all the standard lengths, also has special dual terminals (quick-connect) at each terminal position, and includes (2) 4" wire extensions. A pilot light terminal is provided for those applications with a pilot light. A Slip-Fit® 4-way dial and insert is designed to fit on the Slip-Fit® 4-way dial in any of four ways to match the old controls mounting position and/or stem flat position.

**5430-175**

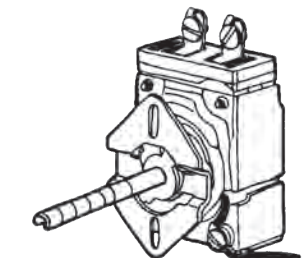
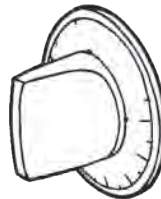
## THERMOSTATS WITH BAKE ONLY 200-500°F

Features similar to above controls except without preheat or broil



(Includes knob)

**G1-101**



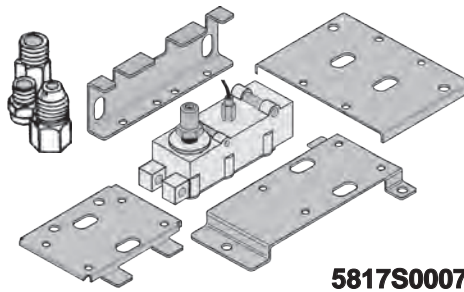
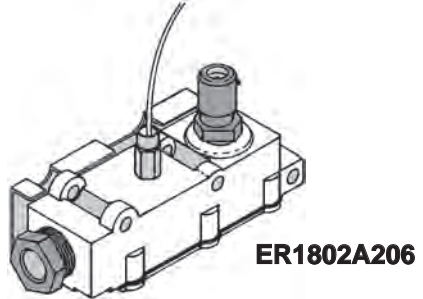
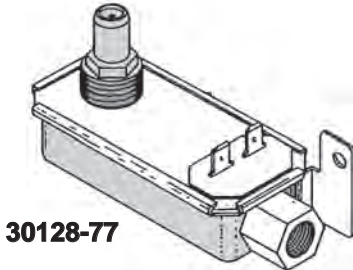
**5330-001**

COOKING  
DOMESTIC

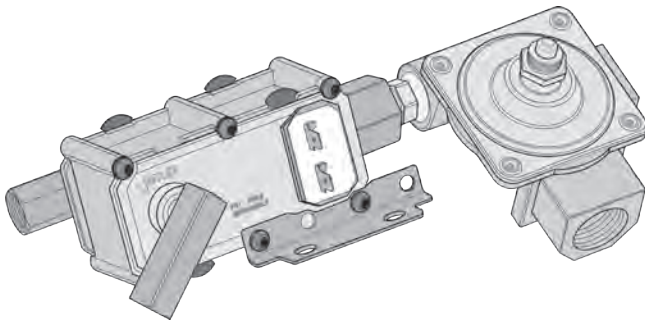
# OVEN SAFETY & REGULATORS

## GAS OVEN SAFETY VALVES

<b>Part No.</b>	<b>Cross Reference</b>
<b>ER1802A155</b>	5813H0129, Brown 1802A154
<b>ER1802A206</b>	5817G0004, Brown 1802A205, 1802A206
<b>5817S0007</b>	Universal Kit with Furrules & (4) Brackets
<b>30128-35</b>	Safety
<b>30128-77</b>	Safety



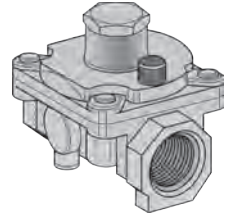
**for SAMSUNG  
SAFETY VALVE & REGULATOR  
DG94-00449A**



# OVEN SAFETY & REGULATORS

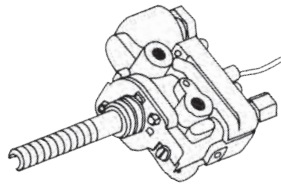
## HARPER-WYMAN GAS PRESSURE REGULATORS

<u>Part No.</u>	<u>Cross Reference</u>
ERPR1	1/2" X 1/2" NPT Convertible 4" - 10" W.C.
ERPR4	3/4" X 3/4" NPT Convertible 4" - 10" W.C.
ERPR801	1/2" X 1/2" with 3/8" male c.c. LH tubing outlet includes shutoff valve



## UNIVERSAL KIT SPARK IGNITION


- 2" BREAK OFF SHAFT
- INCLUDES KNOB



**5396S0012**  
Bolt Thru

## TOP BURNERS

ER3412A004-19



## FLAME SWITCH - RANCO Replacement

- 24" Capillary
- Fits Ranco Pilot w/o using strap

**FS3000-001**

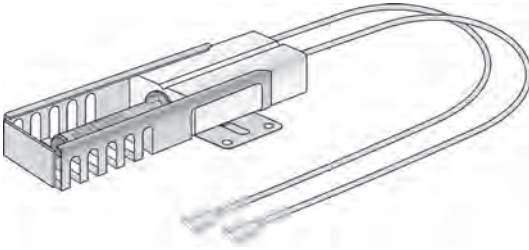


COOKING  
DOMESTIC

# GAS RANGE IGNITORS

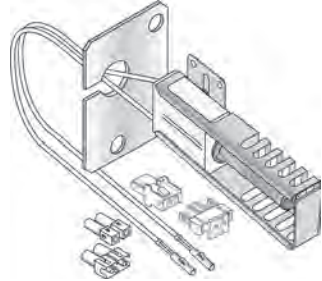
## AR04001

Replacement for Viking # PB04001.  
Fits ALL Viking Ovens



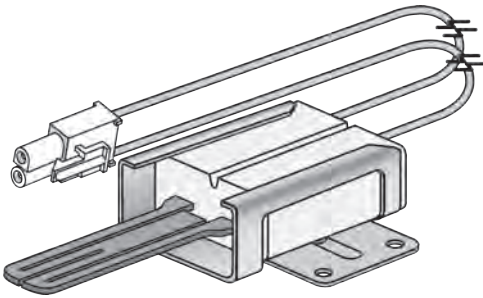
## AR0035

"Flat" Ignitor Kit. Replacement kit for Norton 501. Bracket, 4 styles of plastic blocks & instructions included.



## IG9400

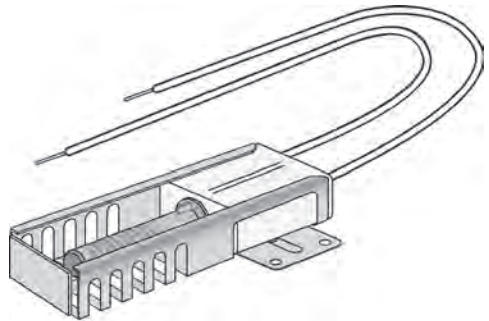
1½" Ceramic  
DS026KX



## AR5066

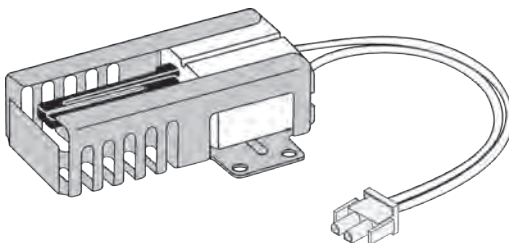
1½" Ceramic

**Most Popular**



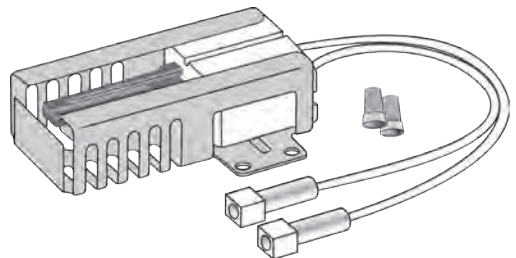
## DG94-00520A

1½" Ceramic  
DS038KX  
for Samsung



## DG94-01012A

1½" Ceramic  
DS039KX  
for Samsung

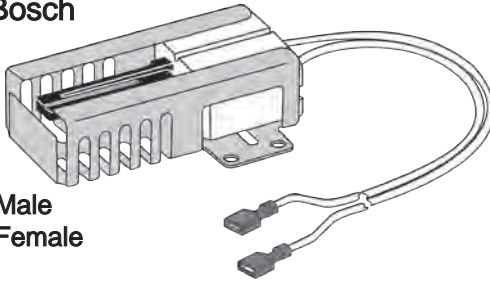




# GAS RANGE IGNITORS

**00492431**

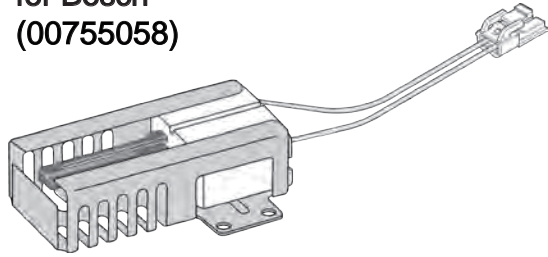
1½" Ceramic  
DS031KX  
for Bosch



¼" Male  
¼" Female

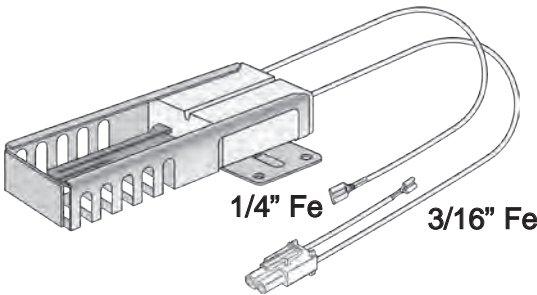
**9000820965**

1½" Ceramic DS029KX  
for Bosch  
(00755058)



**AR10016**

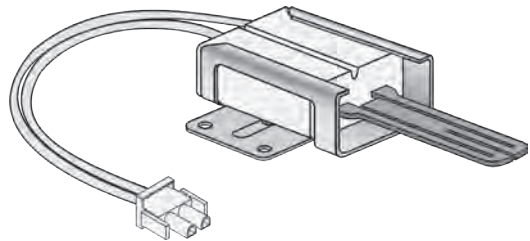
1½" Ceramic  
DS028KX



1/4" Fe      3/16" Fe

**AR10043**

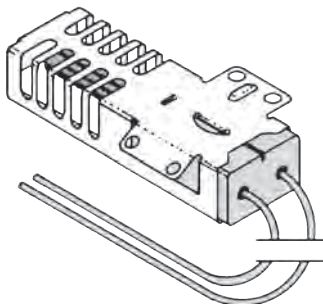
1½" Ceramic  
DS023KX



COOKING  
DOMESTIC

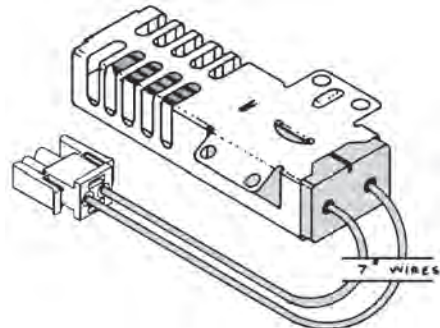
**AR9998**

1½" Ceramic  
17" Leads DS021  
Ceramic Wire Nuts



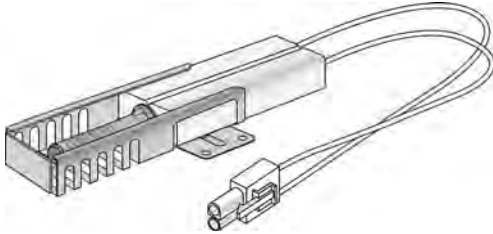
**AR13K21**

1½" Ceramic  
7" Leads

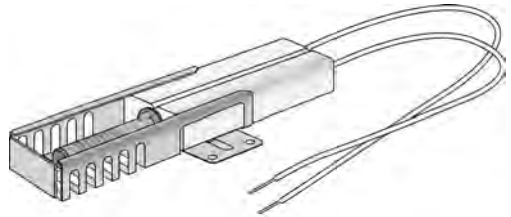


# GAS RANGE IGNITORS

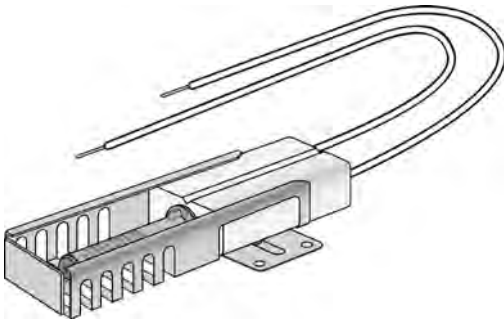
**AR202 (IGN2)**  
3" Ceramic



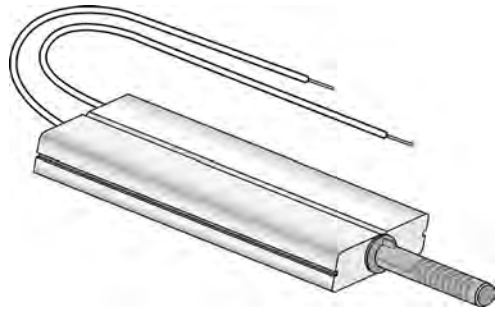
**AR203 (IGN3)**  
4" Ceramic



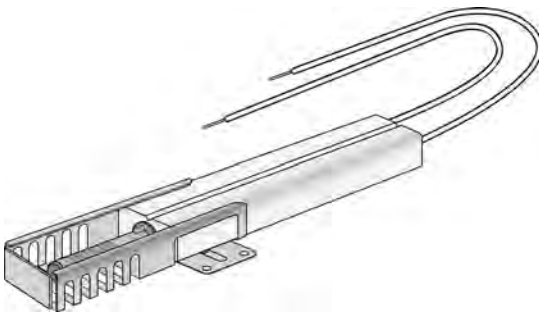
**AR204 (IGN4)**  
2 1/4" Ceramic



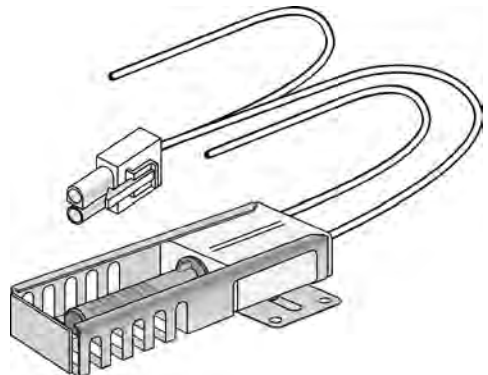
**AR206 (IGN6)**  
5 1/4" Ceramic



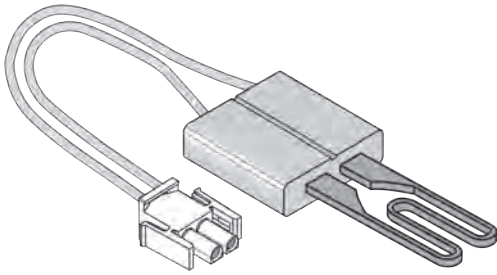
**AR207 (IGN7)**  
5 1/4" Ceramic



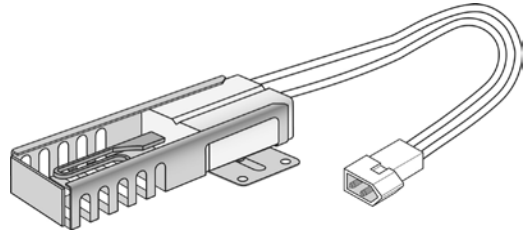
**AR209 (IGN8)**  
1 1/2" Ceramic



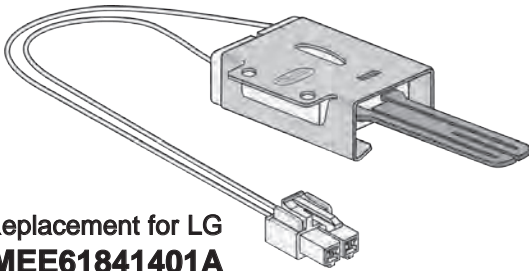
# GAS RANGE IGNITORS



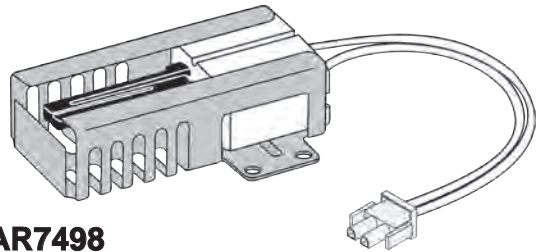
**IG0001**



**ERIG5652**



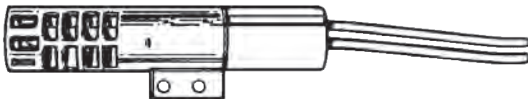
Replacement for LG  
**MEE61841401A**  
 DS024KX  
 1½" Ceramic



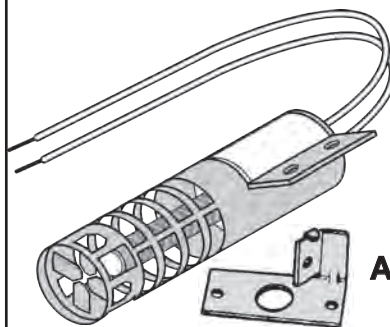
**AR7498**  
 DS027KX  
 1½" Ceramic

COOKING  
 DOMESTIC

## "ROUND" IGNITERS



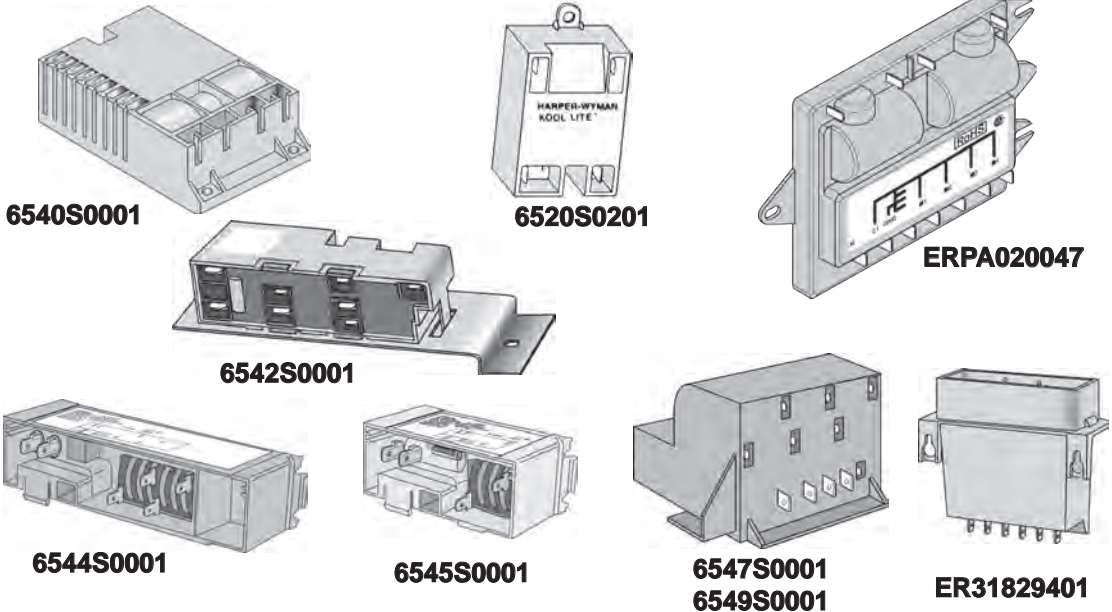
**AR402 (GR402)**



**AR403 (GR403)**



# SPARK IGNITION MODULES



Spark ignition modules are used on gas ranges equipped with spark ignition. There are several basic types. The replacement must be of the same type being replaced. Manual ignition is used for top burners, or flames that do not cycle off and on. Relight ignition is for oven pilots, or flames that will cycle or are out of view. Modules can be manual only, or a combination.

The common industry description lists the number of top burner spark outputs first, followed by the number of oven ignition points; e.g. 2 + 1 identifies a module with two (2) top burner and one (1) oven electrode output.

<u>Part No.</u>	<u>Top + Oven</u>	<u>Circuits, Terminals &amp; Cross Reference</u>
ER31829401	2+1	2 Manual Top Burner Circuits & 1 Flame Sensing Oven
6520S0201	2+0	2 Manual Top Split Universal 3 in 1 Terminals Fit .250" .187" & .110" male terms.
6540S0001	0+4	4 Automatic Flame Sensing Top Burner Circuits Brown 1801B174
6542S0001	4+0	4 Manual Top Burner Circuits, No Oven Ignition Circuit Mounting Bracket Included
6544S0001	4+0	4 Manual Top Burner Circuits, No Oven Ignition Circuit Snap-In Mounting.
6545S0001	2+0	2 Manual Top Circuits, No Oven Ignition Circuit
6547S0001	4+1	4 Manual Top Circuits & 1 Flame Sensing Oven Circuit
6549S0001	2+1	2 Manual Top Circuits & 1 Flame Sensing Oven Circuit
ERPA020047	0+4	4 Flame Sensing Top Circuits, Viking PA020047, Invensys U-67204-7



# ORIGINAL EQUIPMENT MANUFACTURERS BRAND SECTION

# OEM

The major appliance industry has seen many changes since the first Armstrong Catalog back in 1971. Many manufacturers have merged or been purchased by other manufacturers. This can cause some confusion on who actually manufactured the product. The lists below will help you to identify the manufacturer of the brand you have and what section of the catalog the parts will be found.

This catalog deals with manufacturer groupings beginning with Alliance followed by Brown Stove, Electrolux, General Electric, Haier, LG, Samsung and Whirlpool.

Brand	Manufacturer	Brand	Manufacturer	Brand	Manufacturer
Admiral	Maytag	Hardwick	Maytag	Monogram	General Electric
Amana	Maytag	Hotpoint	General Electric	Norge	Maytag
Athens	Electrolux	Huebsch	Alliance	RCA-old	Whirlpool
Brown	Brown Stove	Icon	Electrolux	RCA-new	General Electric
Caloric	Maytag	Jenn Air	Whirlpool	Roper-old	General Electric
Crosley	Many Mfg.	Kelvinator	Electrolux	Roper-new	Whirlpool
D & M	Electrolux	Kenmore	see Sears below	Samsung	Samsung
Electrolux	Electrolux	Kitchen Aid	Whirlpool	Speed Queen	Alliance
Estate	Whirlpool	LG	LG	Sunray	Maytag
Frigidaire	Electrolux	Litton	Maytag	Tappan	Electrolux
Gaffers	Maytag	Magic Chef	Maytag	Wards	Maytag
GE	General Electric	Maytag	Whirlpool	Westinghouse	Electrolux
Gibson	Electrolux	Menumaster	Maytag	Whirlpool	Whirlpool
Haier	Haier	Modern Maid	Maytag	WCI	Electrolux

## Sears, Coldspot, Kenmore listed by model prefix

Model	Manufacturer	Model	Manufacturer	Model	Manufacturer	Model	Manufacturer
103	GE / ROPER	402	SAMSUNG	622	FRIGIDAIRE	767	MARVEL
106	WHIRLPOOL	417	FRIGIDAIRE	628	FRIGIDAIRE	790	FRIGIDAIRE
110	WHIRLPOOL	424	VIKING RANGE	629	JENN AIR	791	FRIGIDAIRE
119	FRIGIDAIRE	425	VIKING RANGE	630	BOSCH	795	LG ELECTRONICS
174	CALORIC	426	FISHER & PAYKEL	631	BOSCH	795	LG ELECTRONICS
175	IN-SINK-ERATOR	427	FISHER & PAYKEL	647	ROPER	828	ELECTROLUX CORP
183	HAIER	429	DCS	651	SPEED QUEEN	835	WHIRLPOOL / ROPER
198	WHIRLPOOL	431	DACOR	652	SPEED QUEEN	850	WHIRLPOOL
233	BROAN	432	DACOR	664	WHIRLPOOL	910	GOLDSTAR
236	BROWN STOVE	434	PEERLESS-PREMIER	665	WHIRLPOOL	911	WHIRLPOOL / ROPER
243	FIVE STAR	464	MAYTAG	666	KITCHEN AID	917	WHIRLPOOL / ROPER
253	FRIGIDAIRE	464	MAYTAG	675	W C WOOD	925	MAYCOR
274	RCA - GE	465	MAYTAG	719	FRIGIDAIRE	930	SUB-ZERO
278	WHIRLPOOL / ROPER	492	WASCOMAT	721	LG ELECTRONICS	931	SCOTSMAN
335	AMANA	562	WHIRLPOOL	722	LG ELECTRONICS	935	FRIGIDAIRE
336	ELECTROLUX	564	WHIRLPOOL	737	WOLF RANGES	940	U-LINE
362	GE	580	LG ELECTRONICS	742	MAYTAG	960	AMANA
363	GE	587	FRIGIDAIRE	747	MAYTAG	970	ADMIRAL
364	GE	596	AMANA	764	ASKO	993	THERMADOR
401	SAMSUNG	596	SPEED QUEEN	765	ASKO	994	THERMADOR


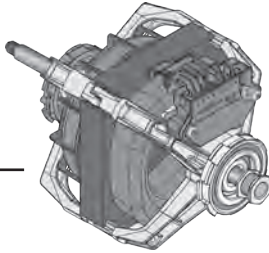
Call your distributor for information on

Bosch - Dacor - Gaggenau - Miele - Sub Zero - Thermador - Viking and other brands not listed in the catalog


**DRYER MOTOR –  
THREADED SHAFT**

**SQUARE PORT MODELS  
FOR LATEST TYPE WITH  
“5H” TYPE DRUM BELT**

**INCLUDES PULLEY  
511629P**



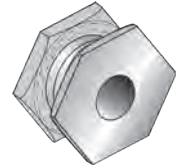
**DRYER OUTLET  
COVER  
D518524**



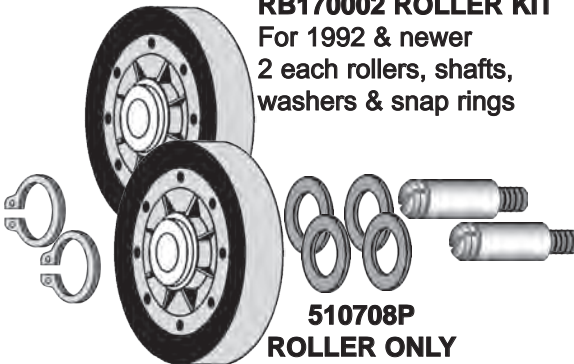
**DIRECT DRIVE BLOWER  
WHEEL  
510139P**

Screws onto motor shaft with  
right hand thread

**MOTOR PULLEY  
for 511529P motor  
D500011**

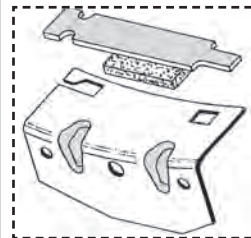


**REAR DRUM ROLLER  
RB170002 ROLLER KIT  
For 1992 & newer  
2 each rollers, shafts,  
washers & snap rings**



**510708P  
ROLLER ONLY**

**510161P SLIDE KIT  
Includes 2 screws, glide, felt & bracket**



**SQUARE PORT**

- 513710  
GLIDE**
- 510189  
FELT**
- 510145  
BRACKET**

**FRONT GLIDES FOR LATE MODELS —  
ROUND PORT**

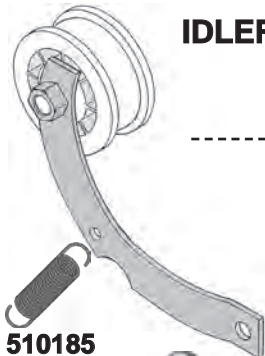


**57005 GLIDE**



**56058 FELT**

**IDLER ARM ASSEMBLY  
D516792**



**510185  
Spring**



**510142P**

Parts for 510158



**23748  
LOCK RING**

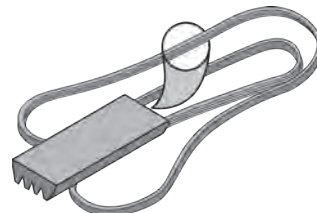


**52549  
WASHERS**



**56461P  
SHAFT**

**MULTIVEE DRYER DRUM BELTS**



<u>Part No.</u>	<u>Groove</u>	<u>Length</u>
<b>52556P</b>	<b>4J</b>	<b>98"</b>
<b>56095P</b>	<b>4J</b>	<b>94"</b>
<b>511255P</b>	<b>5H</b>	<b>94"</b>

# DRYER PARTS

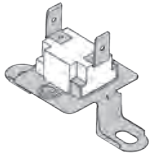
COMMERCIAL / DOMESTIC

# Alliance

hubsch - speed queen



(62600)  
REPLACE  
THESE



## NEW STYLE HI LIMIT

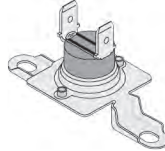


**510701 AUTO RESET  
HI LIMIT - L225**

For Heaters at Right →

WITH THIS

**Thermal Fuse L360°F  
511412**



## HEATING UNIT W/ THERMOSTATS

Most Popular For Older Electric Dryers

On 8" x 10"  
Frame

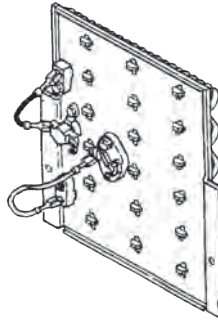
5 KW - 240V

Includes high limit  
thermostat & fuse

**61927  
(56047)**

**964P3**

5.35 KW 240V



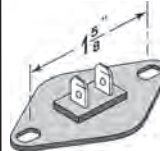
## MINIATURE HIGH LIMIT

L255-40

Open Disk

Mounting 15/16" O.C.

**510702**



**D510523**

Thermistor

50KΩ@70°F

Therm-o-disk 76J


## EXACT DRYER THERMOSTATS

Part No.	Style	Temp °F	#Terms	Features
<b>56082</b>	G-2	L300	2	Flat Face Hi-Limit
<b>56410</b>	F	L140	3	SPDT Cycling Therm.
<b>61372</b>	F	L135	3	SPDT Cycling Therm.
<b>504515</b>	F-4	L153-15	4	SPDT Cycling Therm.
<b>D515873</b>	G-1	L205-40	2	Flush Hi-Limit

STYLE F



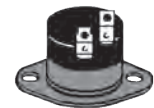
STYLE F-4



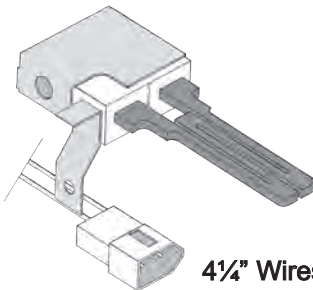
STYLE G-1



STYLE G-2



OEM  
ALLIANCE  
& BROWN




4 1/4" Wires

**GAS DRYER IGNITER**

**510184P**

(68068, 61076)

**HEATING UNIT FOR LATER MODELS**  
Element only thermostats not included

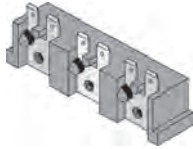


**510329P**

For models prior to  
serial 2104000001

**D518838**

For models starting with  
serial 2104000001



**DRYER TERMINAL BLOCK**  
Includes Screws  
**510190P**

**WHITE PLASTIC KNOB**  
2 1/2" Dia.  
1/4" Ext. 1/4" D Flat Right  
**512117W**  
(510287W)

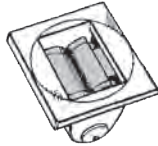


**DOOR LATCH PARTS**



**NEW STYLE MALE STRIKE**  
**510181**

**FEMALE LATCH**  
**510177**



**POPULAR DRYER TIMER**

**EAR MOUNT**




**ORDER BY NUMBER ON OLD TIMER**

**505797P**

**3-CYCLE**

**FACE MOUNT**

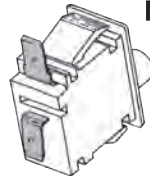


**LINT SCREEN**

**ROUND PORT**  
**61376P**



**NEW STYLE 3 WIRE DOOR SWITCH**

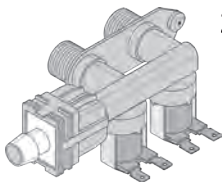


**SPDT**  
**512973**  
(504570)

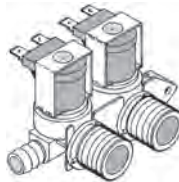
**REPLACES OLD STYLE**



**MIXING VALVES**



**203741**

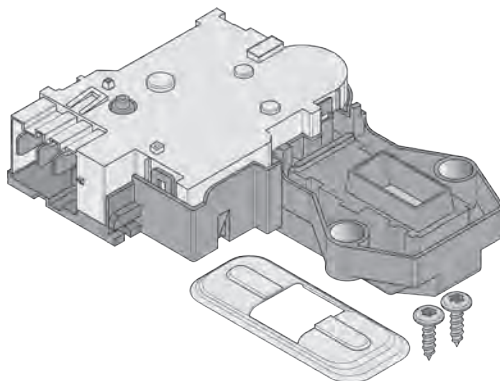


**202395P**  
4.4 GPM

**WATER PRESSURE SENSOR**



**203843**



**LID LOCK KIT**

**Part No.**  
**205222 (204698)**

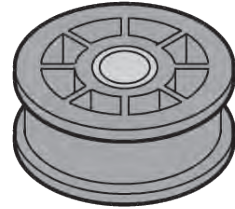




**DRAIN PUMP/  
MOTOR ASSEMBLY**

**203885**

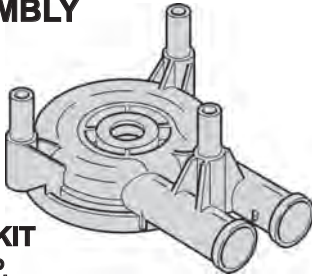
**PLASTIC IDLER ROLLER**



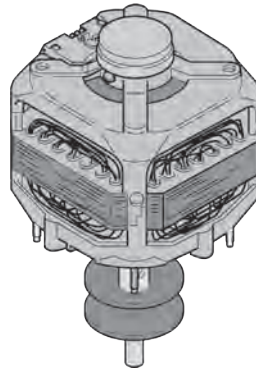
**38225P**  
NEW STYLE 15/16" TALL

**PUMP ASSEMBLY**

**205217P**  
PUMP ONLY



**RB150003**  
PUMP & BELT KIT  
(205217P PUMP,  
38174 BELT)




**MOTORS FOR  
1-BELT WASHERS  
PULLEY  
INCLUDED**

**1 SPEED  
38036P**

**2 SPEED  
38034P**

**DRIVE  
BELTS**



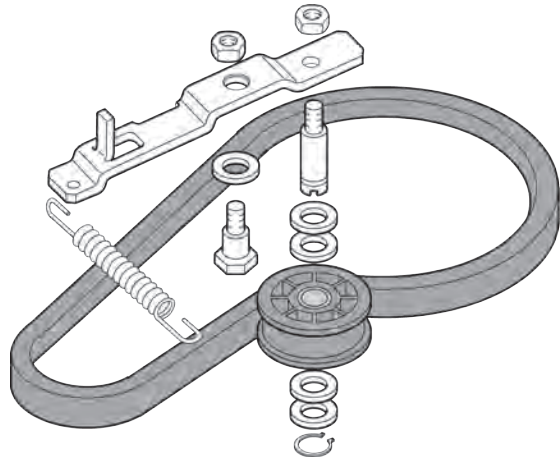
**FOR 2-BELT WASHERS**

<b>Part No.</b>	<b>Application</b>	<b>Size</b>
<b>27155</b>	Pump Belt	3/8 X 22"
<b>28808</b>	Trans Belt	1/2 X 33"

**FOR 1-BELT WASHERS**

<b>Part No.</b>	<b>Application</b>	<b>Size</b>
<b>37820</b>	2-Speed	1/2 X 30½"
<b>38174</b>	1-Speed	1/2 X 29½"

**IDLER LEVER KIT  
959P3**



Includes Idler Lever Assembly, 38225P Idler Pulley, 38174 Agitate & Spin Belt, Hardware & Instructions.

OEM  
ALLIANCE  
& BROWN

**766P3A KIT**

**646P3 KIT**

(Note Difference in Basket Hubs)  
INCLUDES ALL PARTS SHOWN  
PLUS SCREWS & INSTRUCTIONS

**38359 TUB TOP GASKET**

**39508P  
DRIVE BELL  
& SEAL KIT**

**39122  
GASKET**

**29728  
SPLINE  
INSERT**

**766P3A  
BASKET HUB**  
Mold # 200516  
Bearing &  
Seal as shown  
below

**646P3  
BASKET HUB**  
Mold # 39109R  
Bearing  
Installed in Hub

**OUTER TUB SEAL**  
Triple Lip  
Not Available as a  
Separate Item

**OPTIONAL SPACER**  
(See Instructions)

**200512  
BEARING  
HOUSING  
& BEARING**  
(6206Z)

SEPARATE PARTS ARE PRICED WHEN  
AVAILABLE SEPARATELY

**LOWER BEARING**  
**28944RP**



**WASHER TUB RING**  
**39837**



**37575  
CENTERING SPRING**  
3 USED

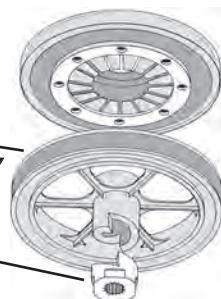
**NEW STYLE**  
**BRAKE PAD KIT**

**Two Holes 1 1/8" x 3**  
**735P3**



**38007  
DRIVE PULLEY**

**38008  
HELIX**



**38505P  
BRAKE**  
Replaces  
26556  
ALSO USED  
ON OLD  
STYLE  
ABOVE

# RANGE PARTS

## GAS & ELECTRIC

# BROWN STOVE

CHROME SKIRT — GLOSSY BLACK



Orig. Style

**MOST POPULAR  
GAS TOP KNOB**  
3/8" D  
•Flat Down  
•3/8" Extension

**1805D135**



New Style

BUY A  
FULL SET  
FOR  
UNIFORM  
LOOK

CHROME SKIRT — GLOSSY BLACK



Orig. Style

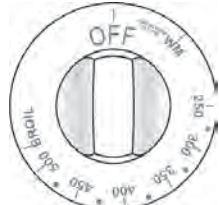
**POPULAR ELEC-  
TRIC TOP KNOB**  
1/4" D  
•Flat Right  
•Flush

**1845D040**



New Style

**GAS OVEN KNOB**  
1/4" D, Flat Up -  
1/4" Extension  
White W/ Grey  
Letters



**1802A342**

**ELECTRIC OVEN KNOB**  
KNOBS MAY DIFFER IN  
APPEARANCE  
Figure "8" • Vertical • Flush



**1842A040**

CHROME SKIRT — GLOSSY WHITE

**POPULAR ELEC-  
TRIC TOP KNOB**

1/4" D  
•Flat Right  
•Flush



Orig. Style

**1845D041**



New Style

OEM  
ALLIANCE  
& BROWN

**Standard Oven**

**GAS OVEN CONTROLS**

**Low Temp Oven**

CHROME SKIRT — GLOSSY BLACK



Orig. Style

3/8" D  
Flush  
Flat Down

**1802A331**  
(1802A248)



New Style

CHROME SKIRT TWO KNOB STYLES



Orig. Style

3/8" D  
Flush  
Flat up

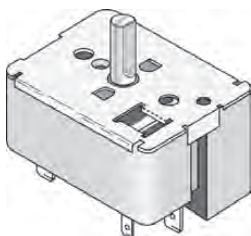
**1802A243**  
(1802A247)



New Style

## INFINITE SWITCH FOR 6" & 8" UNITS

- 1/4" D Stem
- 1/2" Long
- Flat Down



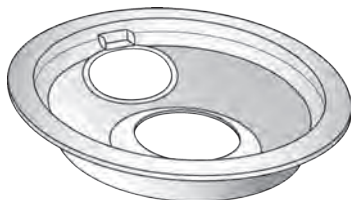
Part No.	Description
1841L61	6" 1250-1500W (1841L55)
1841L62	8" 2100-2600W (1841L56)

REPLACE KNOB  
WITH 1845D040, IF  
EITHER SWITCH  
IS A SUBSTITUTE  
FOR YOUR  
ORIGINAL PART

# BROWN STOVE

# RANGE PARTS GAS & ELECTRIC

## CHROME DRIP BOWL



**Part No. Size**  
**1841N029 6"**  
**1841N030 8"**

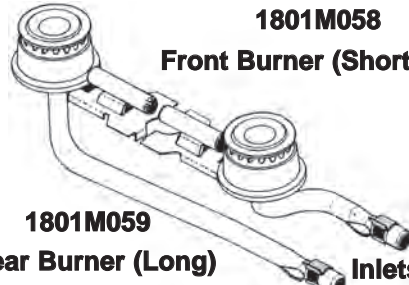
## Oxygen Depletion Sensor (ODS) 48" ODS Thermocouple



Includes Two  
(2) Nuts  
**1802A326**

## TOP BURNERS Burner Heads are on 9" Centers **1801M058**

Front Burner (Short)



**1801M059**

Rear Burner (Long)

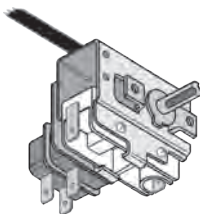
Inlets  
3" O.C.

## OVEN THERMOSTATS

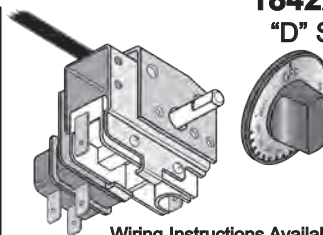
**1801B169**  
OVEN  
SPARK  
IGNITOR



**1842A059**  
Fig. "8" Shaft




**1842A057**  
"D" Shaft



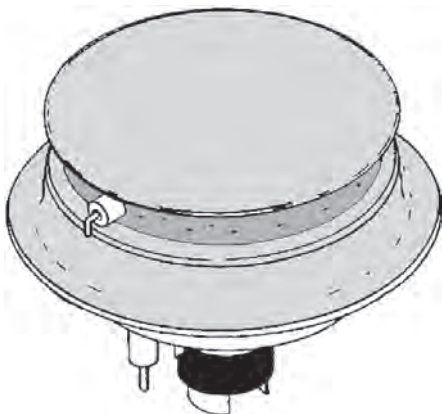
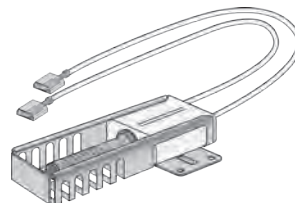
Wiring Instructions Available  
Includes 1802A295 Knob

New Style - Double Pole  
Replaces 1842A018, 054 (6713G0021)

**SPARK  
MODULE (2+1)  
(6549G)  
1801B173**



**1802A344**  
OVEN HOT  
SURFACE  
IGNITOR



**SURFACE  
BURNER  
AND IGNITOR  
ASSEMBLY  
1801M071**



# REFRIGERATOR PARTS

**Electrolux**  
FRIGIDAIRE

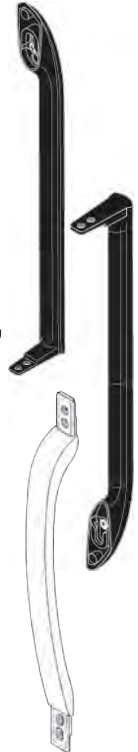
**White Plastic**  
**5304506469**



**Handle Mounting Shoulder Screw**  
**218755504**

**DOOR HANDLE SET**  
**Both FF and Freezer Handles in Set**  
**16 7/8" Long**

**Black Plastic**  
**5304506471**



**POPULAR HANDLES FOR LATE MODELS**  
**16 3/4" L.O.A. - top freezer - 15 1/2" L.O.A.**

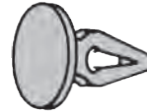
**CENTER END SCREWS (2 req.)**  
**5304515677**

<u>Part No.</u>	<u>Color</u>
218428101	White
218428119	Bisque
218428121	Black

**SIDE-BY-SIDE L.O.A. 22 3/4"**

<u>Color</u>	<u>Part No.</u>
WHITE	297311201

**Plastic Rivet for Gasket**  
**5303922007**  
Package of 25



**DOVETAIL BLOCK**  
USED WITH  
HANDLES SHOWN  
1/4" Wide  
**218396700**

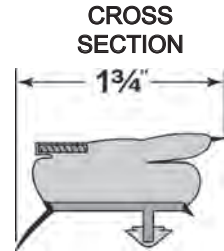


**SPECIAL DOVETAIL SCREW**  
**240521303**

## MAGNETIC GASKETS with RIGID IMPLANT

NON-FOLDING • OVERSIZE BOX • EXTRA FREIGHT REQUIRED WHEN SHIPPED

	FRESH FOOD			FREEZER		
	<u>W</u>	<u>H</u>	<u>Part No.</u>	<u>H</u>	<u>Part No.</u>	
WHITE	27	35 1/2	241872502			241872501
		40 3/4	241872504	17 3/4		
	28 1/2	42	241872513			241872503
BLACK		42	242193206			242193203
	28 1/2	42	241872512			
		42	242193212	17 3/4		242193209



OEM  
ELECTROLUX  
(FRIGIDAIRE)

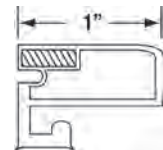
## POPULAR NEW SIDE-BY-SIDE GASKETS

	<u>H</u>	<u>W</u>	<u>BLACK Part No.</u>	<u>WHITE Part No.</u>
	63 1/2 Tall	19 1/4"	241786005 (241674805)	241786001
With Rigid Implant		14 1/2"	241786006 (241674806)	241786002

## DOOR GASKETS

**For Single Door Boxes White**

<u>Part No.</u>	<u>Dimensions</u>
5304507201	27 1/4" x 54 1/4"
5304507199	31" x 65 1/2"
5304507200	31 1/2" x 60"



**SIDE BY SIDE CLOSER CAMS**

Freezer Door  
**242000501**  
(240328202)  
White  
Plastic



F. Food Door  
**240328201**  
White Plastic



**240328203**  
Black

**LOWER CAMS**



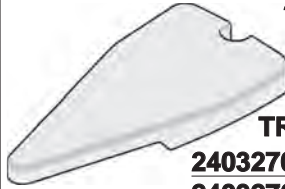
**240457702**  
BLACK NLA  
USE WHITE



**WHITE**  
**240457701**

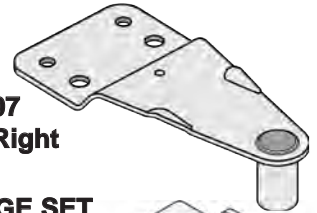
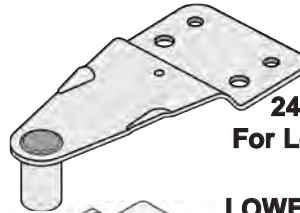
**TOP HINGES FOR S X S**

**218781101**  
SCREW



**TRIM COVERS**

**240327005** White  
**240327007** Black

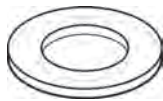
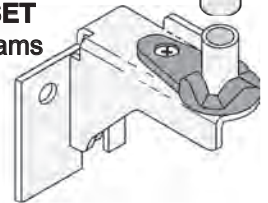
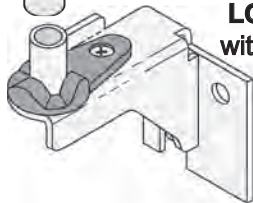


**240327207**

For Left or Right

**LOWER HINGE SET**

with 240457702 Cams  
**5303918455**



**HANDLE - HINGE**  
**SPACERS**  
- Clear Plastic -

Part No.	O.D.	I.D.	Thickness
<b>240311303</b>	<b>7/8"</b>	<b>1/2"</b>	<b>1/16"</b>


**SPECIAL SCREW**  
for Mounting Door  
Hinges

3/8" Hex  
Head  
1" Long  
1/4-20 All  
Thread  
Pointed  
End  
**241710601**



**HINGE BUSHING**

for Late Models 1 1/4" Tall



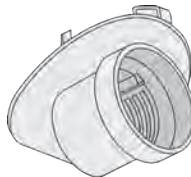
**5304507146** WHITE  
**5304507147** BLACK



**LED**  
**LIGHT BULB**  
**5304511738**  
3.5 Watts  
120V

**SOCKET FOR**  
**INTERIOR LIGHT**

**218906802**  
**WHITE**



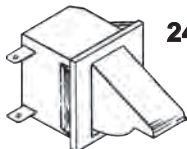
**DAIRY DOOR**

**240337712**  
9" Wide

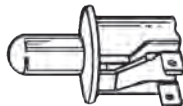
**240326203**  
13 1/2" Wide



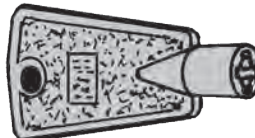
**DOOR LIGHT SWITCHES**



**240505801**



**297243800**




**FREEZER KEY**  
FITS MOST FREEZER  
DOORS

**297147700**  
(216702900)

# REFRIGERATOR PARTS

**Electrolux**  
FRIGIDAIRE



**EAF1CB** 2½"  
Dia.

## AIR FILTER CARTRIDGE

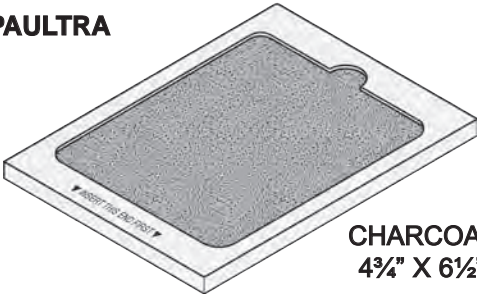


**EAFCBF**  
CHARCOAL 4½" X 6"



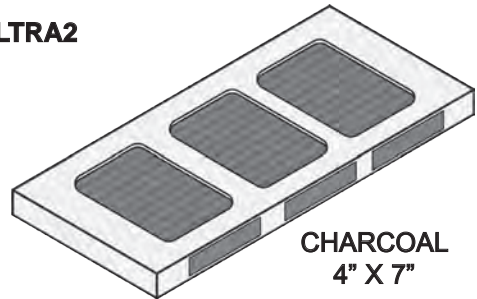
**FRGPAAF2**  
CHARCOAL 7 5/8" x 1 3/4"

## PAULTRA



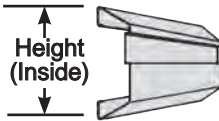
CHARCOAL  
4¾" X 6½"

## PAULTRA2



CHARCOAL  
4" X 7"

## SHELF FRONT BAR – ALUMINUM – EXACT OR EXTRA LONG CUT TO FIT



Height  
(Inside)

**215366002**  
White  
22¾" x 1¾"

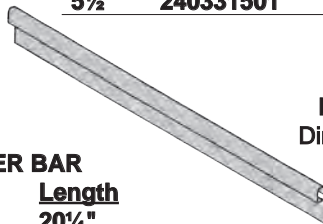
## THREE PART DOOR BIN END PIECES

LEFT  
END

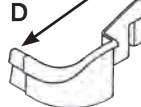


D	Left Part No.	Right Part No.
4¼"	240311501	240311502
5½"	240331501	240331502

**CENTER BAR**  
Part No. **240331401**  
(240331404) Length **20¼"**

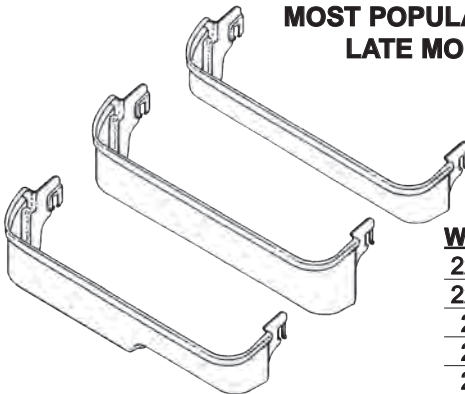


Lateral  
Dimension  
D



RIGHT  
END

## MOST POPULAR ONE PIECE DOOR BINS LATE MODELS WHITE PLASTIC



Open  
Square  
Latch Type  
Left End Shown



Closed  
Square  
Latch Type  
Left End Shown

Wide	Tall	Latch	Part No.	Mold No.
22½"	2½"	Closed	240383801	-
22½"	4" step to 2½"	Closed	240383901	-
24"	2½"	Open	240338001	24033800
24"	4" step to 2½"	Open	240337901	24033900
24"	4"	Open	240338101	24033810

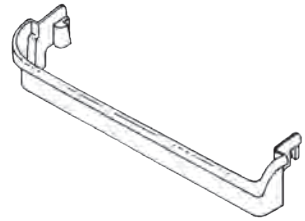
OEM  
ELECTROLUX  
(FRIGIDAIRE)

**SHOE TYPE - ONE PIECE DOOR BINS**

Front to



Width	Rear	Door	Part No.	Mold No.
21"	---	Freezer	<b>240495804</b>	24095800
21"	5"	F. Food	<b>240535001</b>	2405350
23"	4 $\frac{3}{4}$ "	F. Food	<b>240535101</b>	2405351
23"	6"	F. Food	<b>240535201</b>	2405352
13 $\frac{1}{2}$ "	5"	F. Food	<b>240535301</b>	2405353
25"	4 $\frac{1}{2}$ "	F. Food	<b>240534801</b>	2405348
26"	4"	F. Food	<b>240534901</b>	2405349
26"	5"	F. Food	<b>240534701</b>	2405347



**MOST POPULAR DOOR BINS**

**FULL BOTTOMS**

16" Wide

**White 240323001** (240323000)

**Clear 240323002** (240323002)

14" Wide

**White 240363701** (240363700)

**Clear 240363702** (240363702)

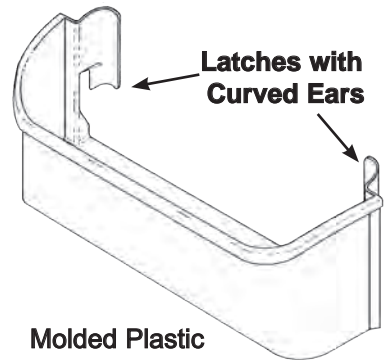
**BOTTOMLESS**

10 $\frac{1}{2}$ " Wide

**White 240351601** (240351600)

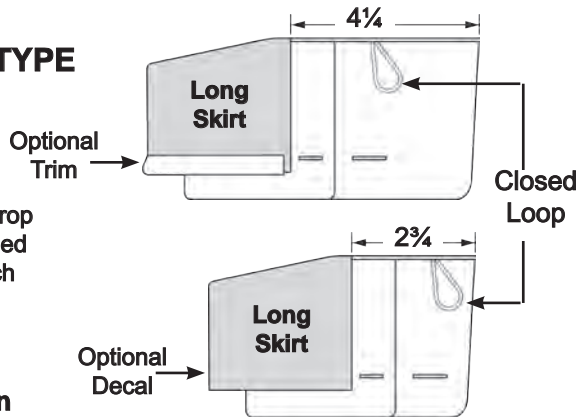
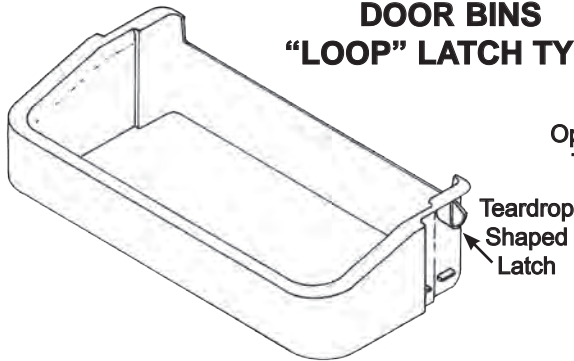
9 $\frac{1}{2}$ " Wide

**White 240359001** (240359000)



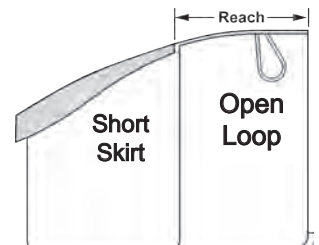
Mold Numbers are Found in Varying Places on Bins (Shown in Parentheses)

**DOOR BINS "LOOP" LATCH TYPE**



**Mold Number is Embossed on Old Bin  
USE CHART BELOW FOR POSITIVE I.D.**

Mold No.	Part No.	Loop	Width	Reach	Tall	Color/Skirt
240356400	<b>240356401</b>	Open	17"	2 $\frac{3}{4}$ "	5"	White/Short
240356400	<b>240356402</b>	Open	17"	2 $\frac{3}{4}$ "	5"	Clear/Short
215441500	<b>215441502</b>	Closed	15"	2 $\frac{3}{4}$ "	6 $\frac{1}{2}$ "	White/Long
240324500	<b>240324501</b>	Open	15"	3 $\frac{1}{4}$ "	5 $\frac{1}{4}$ "	White/Short
240324500	<b>240324502</b>	Open	15"	3 $\frac{1}{4}$ "	5 $\frac{1}{4}$ "	Clear/Short

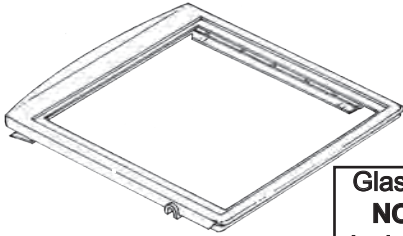




# REFRIGERATOR PARTS

**Electrolux**  
FRIGIDAIRE

## WHITE PLASTIC OPEN FRAME CRISPER COVERS



Glass is **NOT** Included

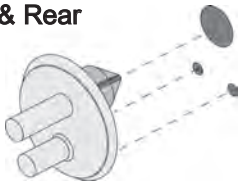
**240350702** 19 1/2" Deep, 16 5/8" Wide  
Glass Insert, 15 1/4" x 17 1/4"

**240350903** 16 1/2" Deep, 16 5/8" Wide  
Glass Insert, 15 1/4" x 14 1/4"

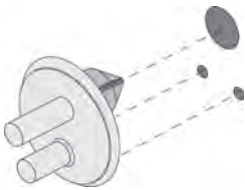
**241969501** 18 1/2" Deep, 17 1/2" Wide  
Glass Insert, 16 1/4" x 16 3/4"

Fits Front & Rear

**241993001**  
(240350802,  
240423701)



## FRONT & REAR SIDE SUPPORTS FOR CRISPER COVER




**241993101**

## CLEAR GLASS SHELVES

Part No.	Wide	Deep
<b>240350608</b>	23 3/4"	15 1/2"
<b>240350609</b>	23 3/4"	17 1/8"
<b>240350619</b>	22"	16"
<b>240350620</b>	23 3/4"	16 3/8"



## CRISPER COVER FRAME



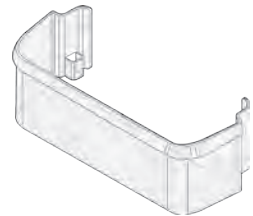
**240364787**  
27 1/2" Wide x 20" Deep  
Glass (240350608) not included

**242201805**  
24 1/2" Wide x 20" Deep  
Glass (240350609) not included

## Door Bin For French Door Refrigerator

**242126602**

Clear - Full Bottom - 16" Wide  
Latch ends are not open  
Bottom 2 shelves



## GLIDES FOR MEAT DRAWER

LEFT  
**240530601**

RIGHT  
**240530701**



FOR LATE MODEL TOP FREEZER

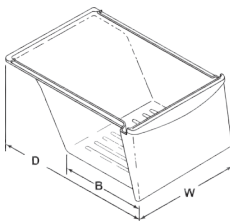
OEM  
ELECTROLUX  
(FRIGIDAIRE)

## CRISPER PAN

Part No.	W	B	D
<b>CLEAR PLASTIC</b>			
<b>240337103</b>	12"	9"	17 1/2"
<b>240364503</b>	13 1/2"	11"	19"
<b>240343803</b>	15"	14"	24 1/2"
<b>240324502</b>	19"	14"	23"
<b>240351061</b>	19"	14"	23"

## WHITE PLASTIC

**240364501** 14" 12" 20"



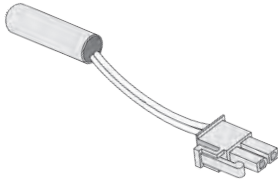
## CLEAR PLASTIC MEAT PAN

17 1/2" To Rear  
12 1/2" Wide, 4" Deep

**240530811**

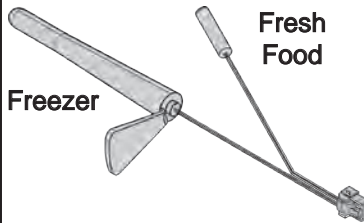


**SENSOR - 5/16" DIA.**  
10 KΩ 240597203



Use together with  
User Interface Readout  
Board 240596704 on  
previous page.

**THERMISTOR ASSEMBLY**  
242278801



**241608501**  
Thermistor - Black - Freezer  
Blue Terminal Block  
3 1/2" Probe



**241608401**  
Thermistor - White -  
Refrigerator  
White Terminal Block -  
1 1/2" Probe

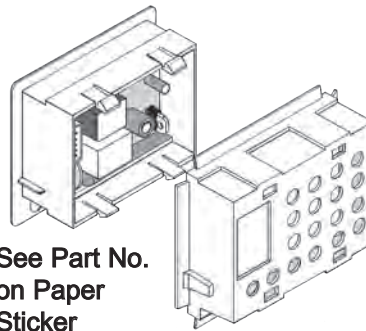
Use with  
controls  
→

**ELECTRONIC COLD CONTROLS • IN WHITE PLASTIC CASE**



**Mounts On Outside Of  
Freezer Door**

**WITH ALARM**  
**297370600**  
(297366100, 297345500,  
297241800)



See Part No.  
on Paper  
Sticker

**297282800**  
(297142400,  
297142500,  
297239300)

**297282700**  
(297239400)

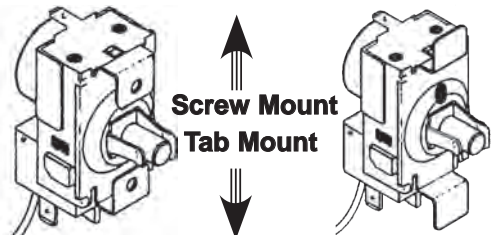
**INVERTER  
BOARD**

**5304527038**  
(TKD68E18PBF,  
ERFVSCCP22)



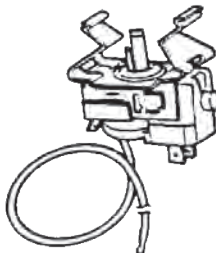
**MOUNTING HOLES 15/16" O.C.**

**Part No. Cap. I.D.#**  
**5304404821 21" RC32-1561M**



**GE BUILT WITH SPECIAL MOUNT**

**Part No.**  
End Terminals  
**216714601**  
**216788000**  
**5304496559**  
**5304496560**  
**5304513033**



**Part No. Cap. I.D.#**  
**241537104 29" WPF11W-802-129T**  
**240383703 30" RCR-3084**  
**5304496561 31" WPF26W-802-129**  
**241537103 32" WPF2W-802-29**

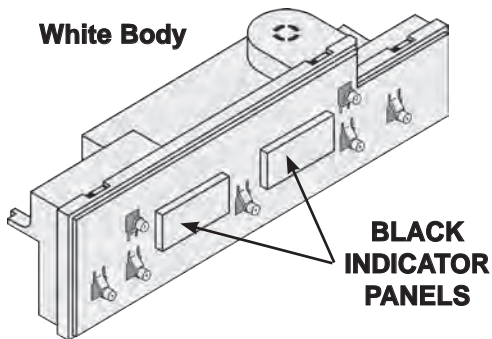
# REFRIGERATOR PARTS

**Electrolux**  
FRIGIDAIRE

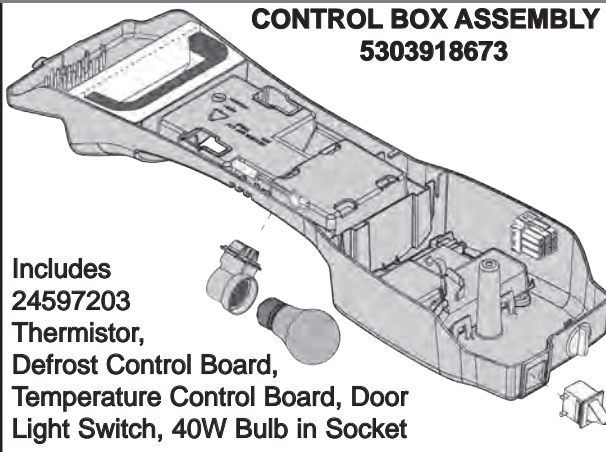
**ELECTRONIC CONTROL**  
with 7 P.B. Switches

**CONTROL BOX ASSEMBLY**  
5303918673

White Body



**BLACK INDICATOR PANELS**



Includes  
24597203  
Thermistor,  
Defrost Control Board,  
Temperature Control Board, Door  
Light Switch, 40W Bulb in Socket

**DOUBLE-DIGIT FACES**



Bare Control **241739710**  
Bare Control **241739709**

**SINGLE-DIGIT FACES**

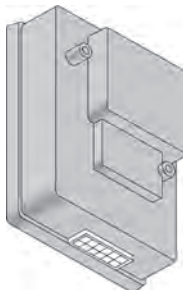


Bare Control **A01078804**  
Bare Control **241739712**

## ADAPTIVE DEFROST TIMER

**ADAPTIVE TIMER**  
IN A BOX with  
12 - Pin Block

**242011001**  
(241736601)

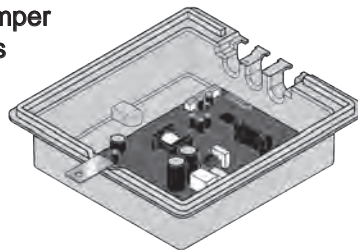


## MAIN CONTROL BOARD KIT

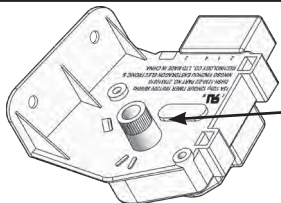
In Plastic Box

Includes 2 jumper  
harnesses

**5303918523**



OEM  
ELECTROLUX  
(FRIGIDAIRE)

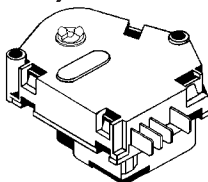


**SIEBE (INVENSYS) WHITE PLASTIC**  
**12 HOUR FREEZER TIMER**  
W/ 5/8" LONG ADVANCE STEM  
**5304518034**

## SIEBE (INVENSYS) WHITE PLASTIC

**STANDARD - 4 WIRE REFRIGERATORS**  
**215846604** (5303007400) 6 HR/21 MIN

**241705102** 12 HR/25 MIN



**SPECIAL 8HR - 30 MIN WITH**  
**INTERNAL CAPACITOR**  
**215846602**

Capacitor is in series with timer  
motor - use 10k scale to test.

**3/8"  
Stack**

**EVAPORATOR MOTORS FOR LATE MODELS**

**1/8" SHAFT • CW ROTATION**

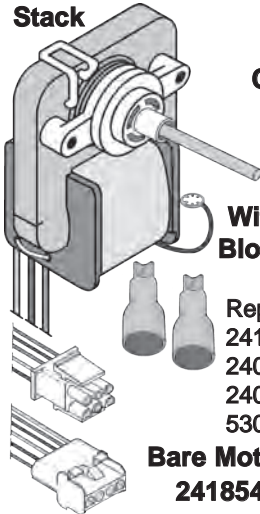
Use 530800010 Blade

**Center Hub Mount  
5303918549**

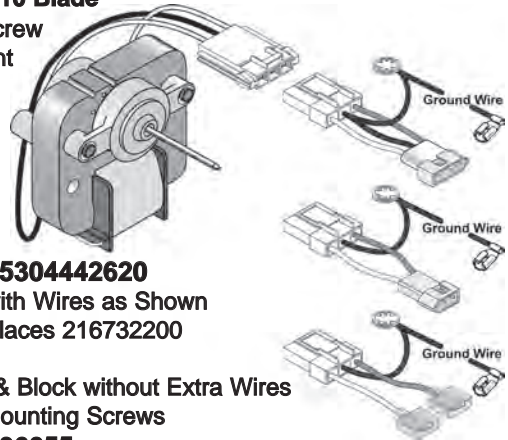
**1/8" Shaft CW  
With 15½" Harness,  
Blocks, Bell Splicers,  
& Instructions**

Replaces:  
241537301  
240315802, 240315803,  
240369701, 240369702,  
5304445861 & Others

**Bare Motor Only  
241854301**



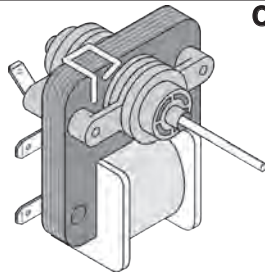
**Rear Screw  
Mount**



**5304442620**  
KIT with Wires as Shown  
replaces 216732200

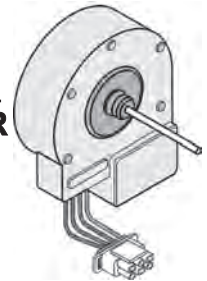
Motor & Block without Extra Wires  
With Mounting Screws

**5304436055**  
No Mounting Screws  
**297309000** (216934100)



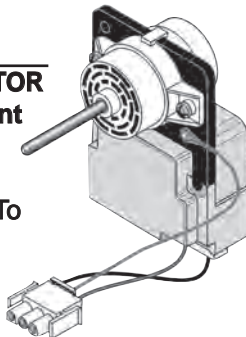
**Center Hub Mount  
Top Freezer  
Models  
241854401**

**EVAPORATOR FAN MOTOR**  
Special Plug & Uses 530800010  
Fan Blade  
**241509402**

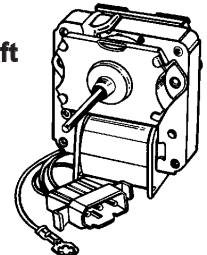


**EVAPORATOR MOTOR**


**Center Hub Mount  
1/8" Shaft  
2-wire plug  
No Ground Wire To  
Center  
242077705**



**GIBSON TYPE**  
**Center Hub Mount 1/8" CW Shaft**  
With 3-pin block optional wiring  
terminals include & Uses  
530800010 Fan Blade  
**5300158289**

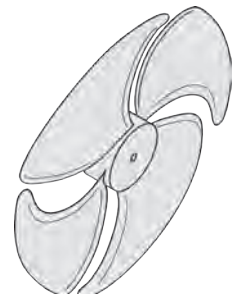


**EVAPORATOR FAN BLADE**



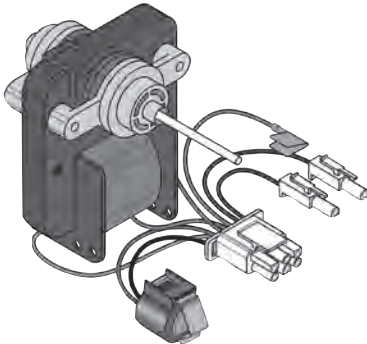
**Red Plastic CW Blade  
530800010**  
1/8" Shaft (218649000)

CW - 4" dia.  
1/8" shaft  
**242219302**  
use with 242077702



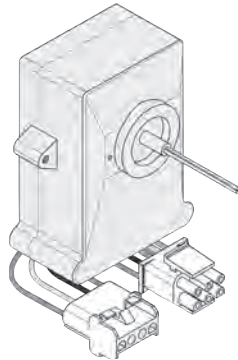


## EVAPORATOR MOTOR



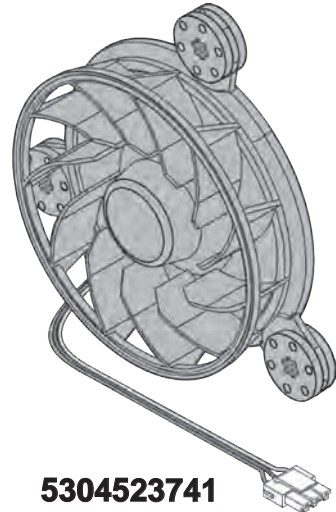
**808602602**

Center Hub Mount  
3/8" Stack  
1/8" x 1 3/8" Shaft  
Includes Defrost Thermostat  
& Harness



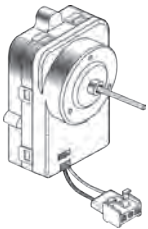
**242219204**

1/8" x 1 1/2" Shaft 115 V  
• 3.3 W  
2600 RPM  
Includes Harness



**5304523741**

12 Volt DC - 0.24 Amp  
Includes Harness



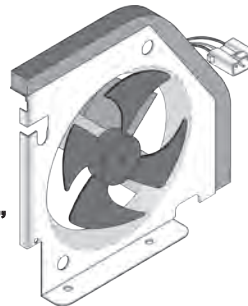
**CONDENSER  
MOTOR & BLOCK**

**242018304**

1/8" x 1 7/16" Shaft  
Case 3 3/4" High  
x 2 1/2" Wide  
(242018301)

Includes:  
241696606  
MOTOR

And  
**240524102**  
**BLADE 5 3/4"**  
- CW -  
Black  
Plastic



**CONDENSER  
MOTOR  
ASSEMBLY**  
**5303918774**

Replaces  
Motor No.  
241696602,  
241712101,  
5304493894

OEM  
ELECTROLUX  
(FRIGIDAIRE)

**CONDENSER  
FAN BLADE**

**241639502**

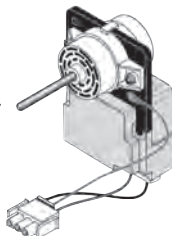
USED WITH  
**242018304**



**EVAPORATOR FAN MOTOR**

3W 115V  
2 Wire  
1/8" Shaft

**5304521244**



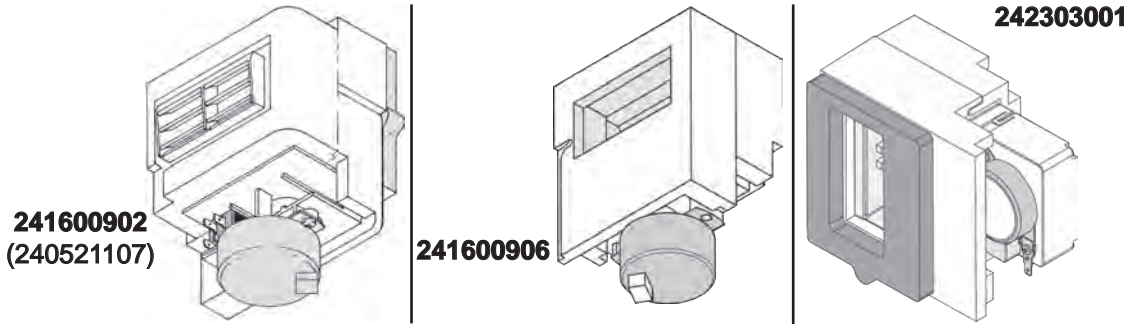
**EVAPORATOR  
FAN MOTOR**

**809069201**

3 Wire  
12 VDC 2.7W CW  
1 1/2" x 1/8" shaft



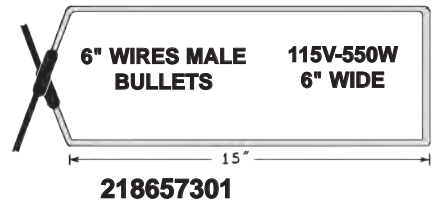
**EXACT DAMPERS ONLY**



**DEFROST ELEMENTS**

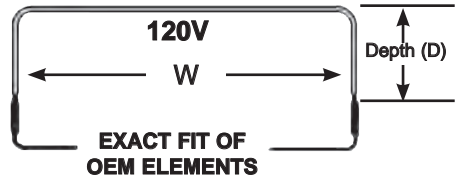


Part No.	Wattage	W	L
218169802	600W	7¼"	16"
218169805	375W	7½"	14"
242044113	600W	8½"	13"
5303918255	450W	8½"	13"



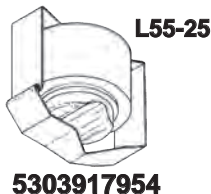
**STEEL TUBING DEFROST ELEMENTS FOR ALL BRANDS**

W	D	Wire Ends	Watts	Part No.
17¼"	2"	Bullet	325	5303918203
18¾"	2"	Bullet	375	242044008
19"	2¼"	Bullet	375	240356221
19¼"	2"	Bullet	450	5308009754
21¼"	4"	Bullet	475	3206453
22"	2"	Bullet	340	5304496687*
22½"	4"	Bullet	575	5317842502
26"	2"	Bullet	410	216730700



\*Includes 297216600 defrost thermostat

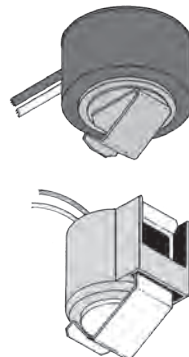
**GIBSON STYLE SPECIAL SHAPE FITS TUBING**



**Metal with Splicers**  
5303918202

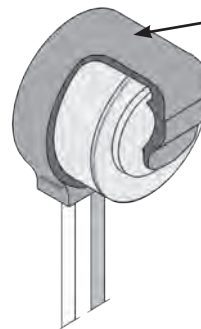
**CLIP MOUNT**  
L47-22

**New Plastic with Splicers**  
5303918214



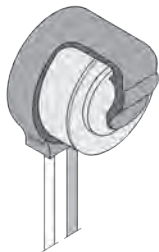
**New Plastic Clip Replaces Metal**  
297216600  
L42-21

**5303918634**  
L50-29



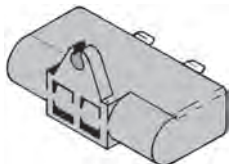
# REFRIGERATOR PARTS

**Electrolux**  
FRIGIDAIRE



**DEFROST  
THERMOSTAT  
FOR IM EVAP  
HEATER  
5303918810**

**FRENCH DOOR FRESH FOOD ICE MAKER  
EVAP DEFROST HEATER  
242094802**



Capacitors for Relays  
Illustrated On This Page  
Order Capacitor  
Separately

<u>Part No.</u>	<u>Value</u>
<b>297286802</b>	12 $\mu$ F - 220V
<b>297286803</b>	15 $\mu$ F - 220V
<b>*5304464438</b>	15 $\mu$ F - 220V
	*Kit with Terminals

## STARTER with Overload

<u>Part No.</u>	<u>On Overload</u>
<b>241707701</b>	412NBFYY-77AMF4AB
<b>5304491585</b>	319AFBYY-77DDX0AB

## STARTER

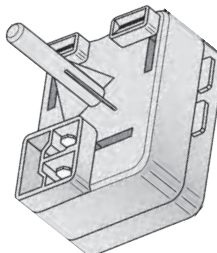
<b>297259515</b>
73F51N317H18AB
<b>297259528</b>
72F67J3-0103R18AB

## RELAY & OVERLOAD

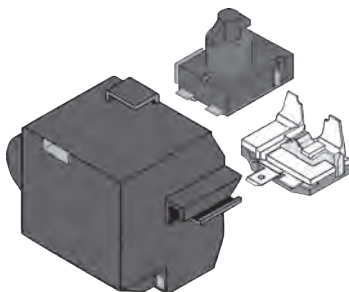
Includes 15 $\mu$ f capacitor, wiring & instructions

**5304491941**  
(5SP14N302TFP on relay &  
302TFBYY-77AAR3AB on overload)

**5304491944**  
(5SP14N414NFP on relay &  
414NFBYY-77AAP3AB on overload)



## EMBRACO COVER, RELAY & OVERLOAD

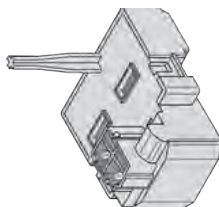


**5304499966**  
on Overload  
757NFBYY-53

**EMBRACO STARTER  
with Overload  
(319NFBYY-77-APH1AB)**

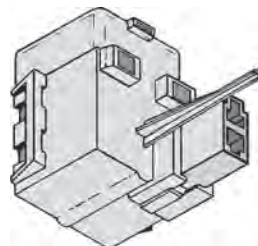
**241941003**  
(513605006)

**241941005**  
(513605033)

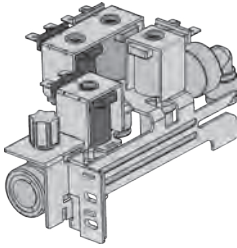


Embraco Type  
with Overload  
See Part Number  
on Sticker

**Part No.**  
**216954235**  
**297237702**



OEM  
ELECTROLUX  
(FRIGIDAIRE)

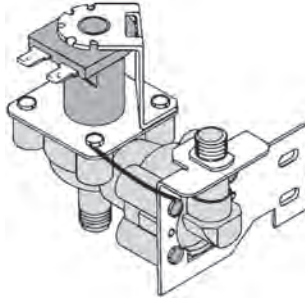


**4-COIL VALVE**  
Models with 2 Ice Makers

**242253002**  
(242102201)  
John Guest Fittings

**SINGLE VALVE**

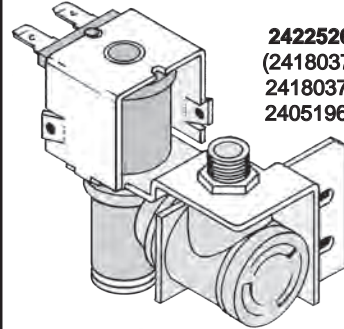
**1/4" COMP. OUTLET**  
**HOSE-BIBB INLET**



**218859701**

**For Top Mount**

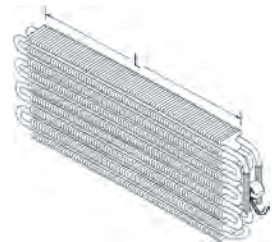
**1/4" Inlet & 1/4" Outlet**  
w/John Guest Fitting



**242252603**  
(241803703,  
241803701,  
240519601)

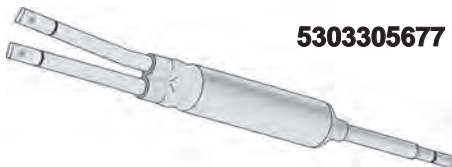
**POPULAR EVAPORATORS**

<u>Part No.</u>	<u>Fin Length (L)</u>	<u>Included</u>
<b>5303918284</b>	11"	5303305677 Drier
<b>297414901</b>	23 1/4"	-----
(216737300, 216997300, 297414900)		



**STANDARD DRIER**

**5303305677**



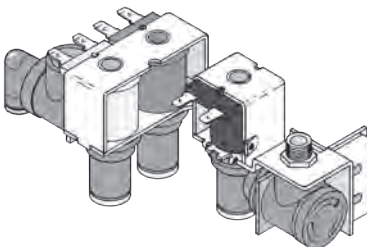
**DRIER WITH DYE TO PINPOINT LEAKS**

**5303918358**

With Instructions



**3-Coil Valve For Side-By-Side**



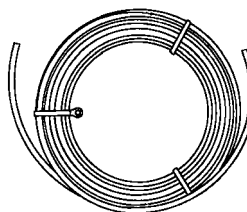
**1/4" Main Inlet**  
**3/8" & 1/4"**  
Lower Fittings

**242252702**  
(241734301,  
241734302,  
240531101)

**5/16" HARD**  
**PLASTIC TUBING (WHITE)**

**60" Long**  
**Cut-To-FIT**

**218976409**



In Freezer Door & Others



## FILTER CARTRIDGE

### PureSource Plus™

Replacement Cartridge for  
Built-In Water Filter

Kit Includes:

Cartridge, O-ring, and Instructions



**WFCB (White Ends)**

(WF1CB Blue Ends)

4" TALL

SEARS #9906 USE WFCB

## HOUSING FOR FILTER CARTRIDGE AT LEFT

Separate Parts:  
Top Housing for  
5/16" fitting  
240434301

O-Ring  
218904301



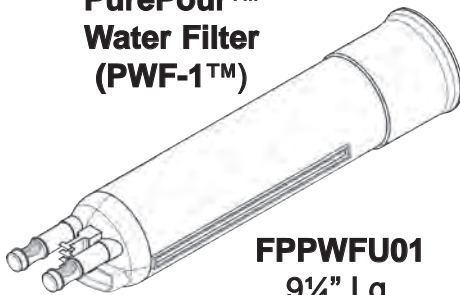
Housing Assembly  
with O-ring and Dome

Includes Assembly  
without Filter

for 1/4" Fittings  
218904404

Lower Housing  
240434401

## PurePour™ Water Filter (PWF-1™)



**FPPWFU01**  
9 1/4" Lg.

## PURESOURCE REFRIGERATOR WATER FILTERS

**EPTWFU01**  
Pure Source  
Ultra 2



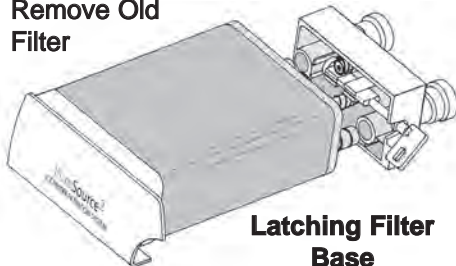
**ULTRAWF** Puresource Ultra 9 1/2" lg.  
**WF3CB** Puresource 3 - 7 1/2" lg.

## FRONT FILTER REPLACEMENT

**WF2CB** Frigidaire

**EWF01** Electrolux

Push Button to  
Remove Old  
Filter

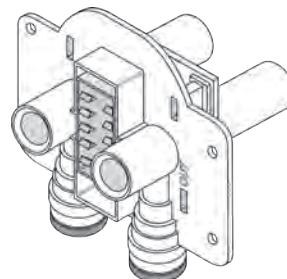


**Latching Filter  
Base**  
**240396002**

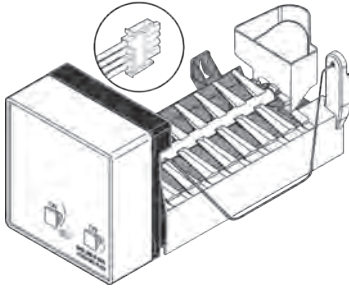
## BASE FOR WATER FILTER

for ULTRAWF  
and WF3CB  
above.

**242009602**



OEM  
ELECTROLUX  
(FRIGIDAIRE)



**5303918493  
BARE ICE MAKER**

Icemaker for bottom mount units with ice maker in freezer

8 cube with 22" harness.

Includes

- Instructions
- Shutoff Arm
- 242116801 basket trim

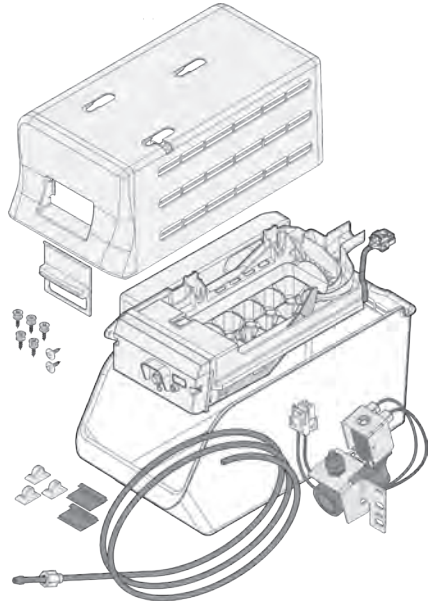


**Icemaker Only  
241798233**



**3 Coil Valve  
Built in Harness  
5304525994**

**ADD-ON ICE MAKER KIT  
for later model  
Top Mount R-600 Models  
IM117000**




The Kit includes:

5 - Shoulder Screws, 2 - #8 Screws,  
Bracket for 30" wide Refrigerators,  
Ice Bin, Cover with Door, Pex Tube,  
Clamps

**5304532555 Flex Tray Ice Maker**

**5304520540 Water Valve**

**EVAPORATOR THERMISTOR  
FOR UPRIGHT FREEZERS**



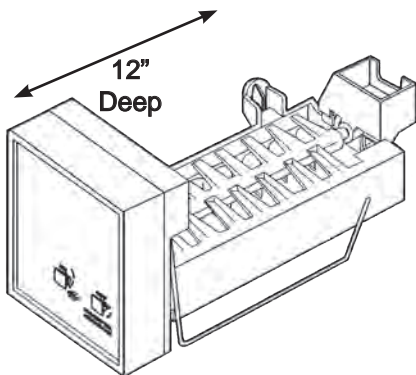
**297018400**

# REFRIGERATOR PARTS

**Electrolux**  
FRIGIDAIRE

## SIDE MOUNT - "RADIUS CUBE" - ICE MAKERS

12" 4 Wire Connector Attached w/ 4-Pin Plastic Block • 5" Arm



**241798231**  
• Bare Ice Maker

**241642534**  
• Bare Ice Maker  
• Includes 8" 4 wire harness  
• 5" Arm

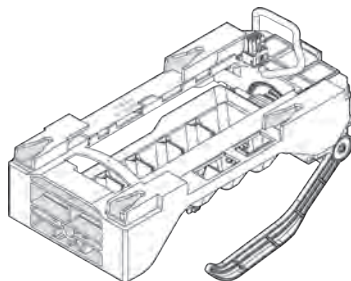
**5303918277**  
Replaces Old Style Ice Makers  
W/ harness adapter, wire ties & instructions

**5304458371**  
• Replaces 240352411, 240352409  
• Includes wire ties for harness

## FLEX-TRAY ICE MAKER

**243297613**

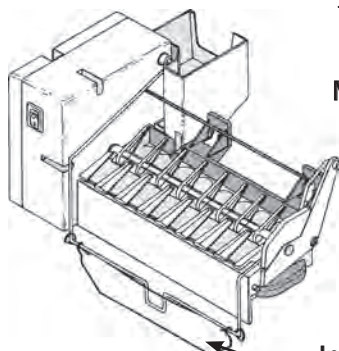
French Door  
Bottom Mount Freezer



**AIR HANDLER  
CONVERSION KIT**  
**5303918784**

For ice accumulation in flex tray ice maker evaporator fan housing repl. 5303978737 gasket kit. Kit includes all the gaskets, a redesigned air handler housing, new fan support, an evaporator heat shield & instructions

## REAR MOUNT ICE MAKER ASSEMBLY FOR SIDE X SIDE



Compact - 9<sup>3</sup>/<sub>4</sub>"  
Wide  
Each Harvest  
Makes Eight (8)  
3/4" Wide Half  
Circle Cubes

"Radius Cube"  
Icemaker  
**5303918344**  
(241696501)

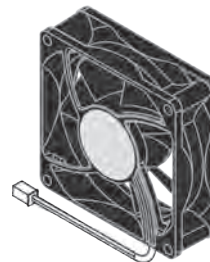
Includes  
Sensing Arm Kit as Shown

Replaces part numbers  
241696501, 241680601, 241627701

## ICE CONTAINER FAN & GASKET KIT

Used on  
bottom freezer models  
using 243297609  
Ice maker above


**5304493604**  
(242119401)



## FOR LATE MODEL TOP MOUNTS WITH FAN-COOLED CONDENSERS

**IM116000**  
(IM115, IK9,  
218736300)

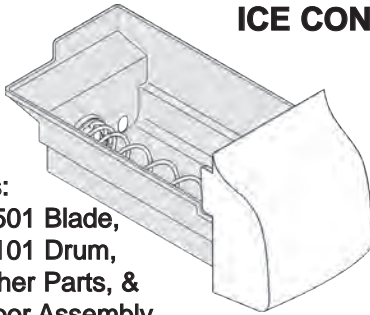
**ICE MAKER  
ADD-ON KIT**




OEM  
ELECTROLUX  
(FRIGIDAIRE)

**ICE CONTAINER ASSEMBLY**

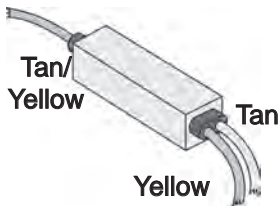
Includes:  
241684501 Blade,  
241685101 Drum,  
All Crusher Parts, &  
Front Door Assembly  
**241860801**



Includes:  
241734001 Bucket,  
241716101 Auger,  
All Crusher Parts, &  
Front Door Assembly  
**241860803**  
(240323813)



Includes  
240567001 Diode  
with wire con-  
nectors, shrink  
tubing, & instruc-  
tions.  
**Controls**  
**Water Flow to**  
**Icemaker &**  
**Water Dispenser**



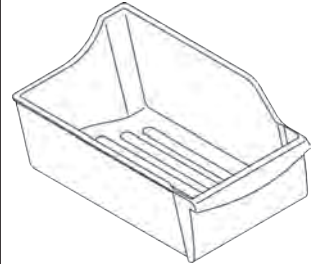
**DIODE FIX KIT**  
**5303918287**

**ICEMAKER FILL**  
**SPOUT**  
**241796405**

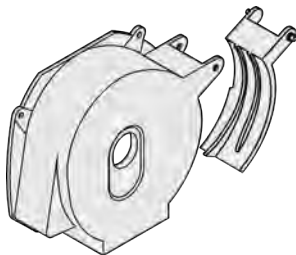


Replaces:  
240387101,  
241523501, 241796401  
1/4" Tubing Fitting

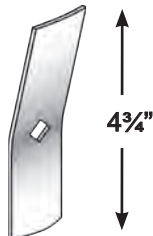
**ICE CONTAINER**  
**240385201**



**CRUSHER HOUSING**  
**241885001**

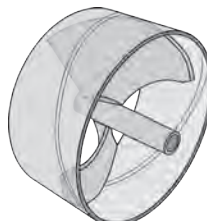


**DRIVE BLADE**  
**FOR CRUSHER**



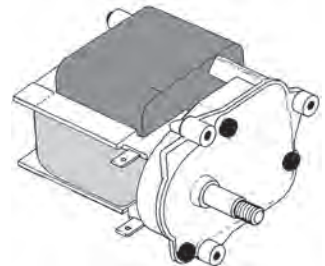
**241684503**

**DRUM FOR**  
**DISPENSER**



**241685101**  
**CLEAR PLASTIC**

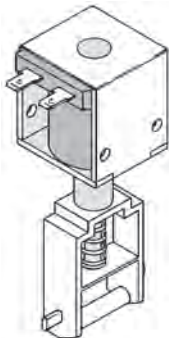
**18 RPM AUGER MOTORS**



**115V/2.3A**      **115V/3.2A**  
**5304462594**    **242221501**

Interchangeable Motors

**ACTUATOR SOLENOID**  
**KITS**

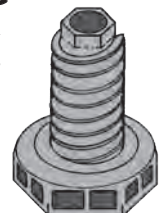


**SOLENOID &**  
**ARMATURE**  
**ONLY**  
**241675803**

**COMPLETE**  
**W/ YOKE**  
**241675704**  
(5304404333)

**BLACK PLASTIC**  
**LEVELING LEG**  
For Freezers &  
Other Products

**3/4"**  
**Thread**  
**216396900**





# REFRIGERATOR PARTS

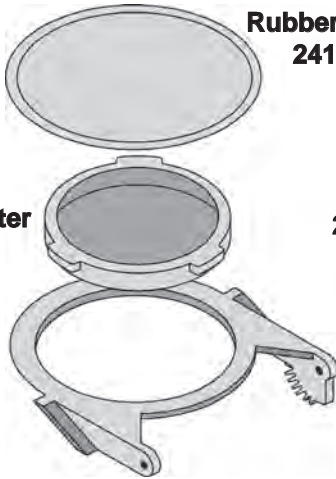
**Electrolux**  
FRIGIDAIRE

## PARTS FOR ICE & WATER DISPENSERS

**Insulation**  
241688601

**3-Wing Center**  
241688501

**Ice Door**  
241688401



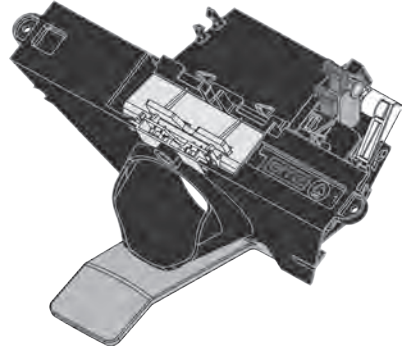
**Rubber Top Piece**  
241688701

**Rotary Damper**  
241689301

**Door Spring**  
241688901  
(5304426649)



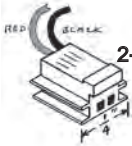
## DISPENSER ASSEMBLY



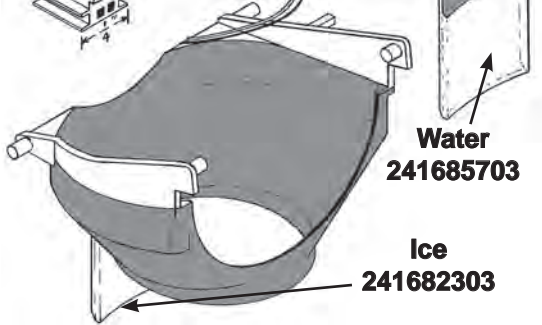
**Part No. Chute/Paddle**  
**242074223** Black/Gray  
**242270101** Clear/Clear  
**242074216** Black/Clear

## ACTUATORS ICE & WATER

### LIGHTED AC-TUATORS



**2-WIRE BLOCK (SMALL)**



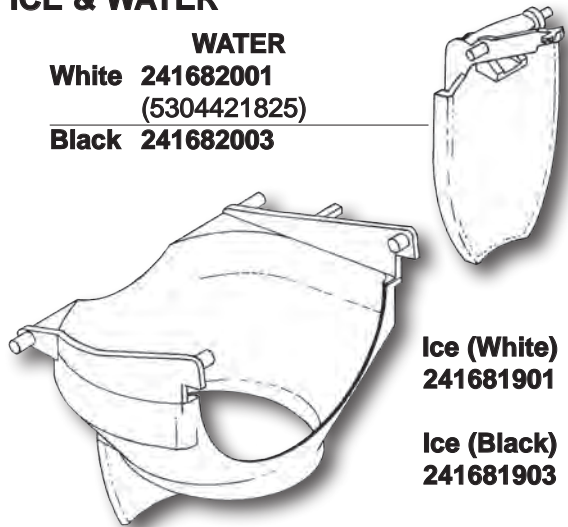
**Water**  
241685703

**Ice**  
241682303

### WATER

**White** 241682001  
(5304421825)

**Black** 241682003

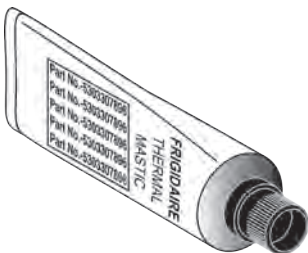


**Ice (White)**  
241681901

**Ice (Black)**  
241681903

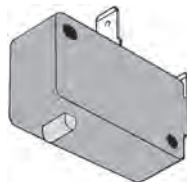
OEM  
ELECTROLUX  
(FRIGIDAIRE)

**THERMAL MASTIC**  
5303307896



### MICRO SWITCH IN DISPENSER

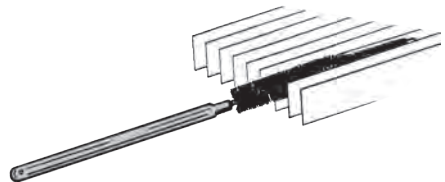
3/16" Term. SPST-NO



241689106

### CONDENSER COIL BRUSH

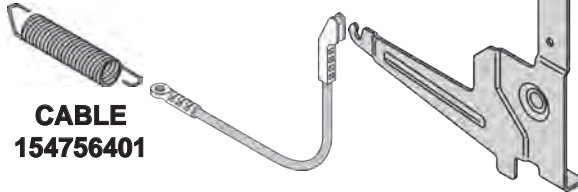
L304433062



**HINGE PIECES**

**SPRING**  
**154579101**

**LEFT or RIGHT**  
**5304513274**



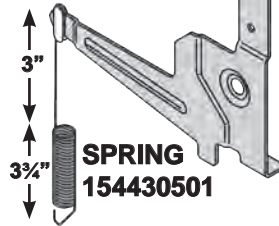
**CABLE**  
**154756401**

Hinge Pieces above also used with the configuration to the right.

**PLASTIC LINK**  
**154325201**

Not Included with each hinge

**LEFT or RIGHT**  
**5304513274**  
(154691101, 154691201)

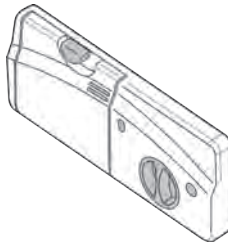


**SPRING**  
**154430501**

**DETERGENT & RINSE AID DISPENSERS**

**DARK GRAY**  
**Light Knob**  
**5304507354**

Electronic Sensor for Rinse Agent Level



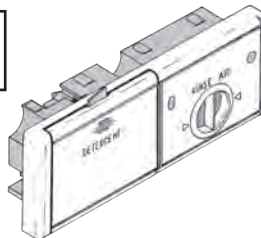
**DARK GRAY**  
**Black Knob**  
**5304506521**  
(154860102)



**VENT ASSEMBLY**  
**5304523304**  
(154773301)

For positive I.D. Part No. is stamped on Rear

**154574401**  
(154230103, 154230101)



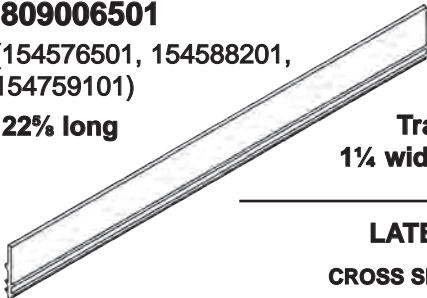
**DOOR SPRINGS**

0" 1" 2" 3" 4" 5" 6" 7"



**154430601**

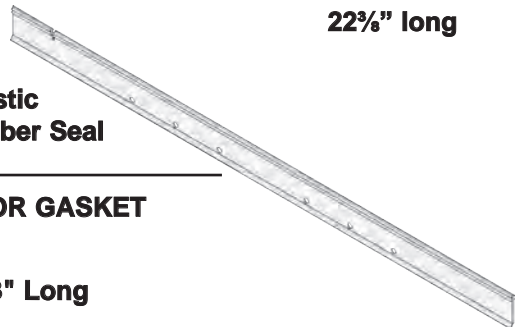
**809006501**  
(154576501, 154588201, 154759101)  
**22<sup>5</sup>/<sub>8</sub>" long**



**DOOR BOTTOM GASKETS**

Translucent Plastic  
**1<sup>1</sup>/<sub>4</sub>" wide - Beige Rubber Seal**

**5304500204**  
**22<sup>3</sup>/<sub>8</sub>" long**



**LATE MODEL DOOR GASKET**

**CROSS SECTION**



←<sup>1</sup>/<sub>2</sub>→

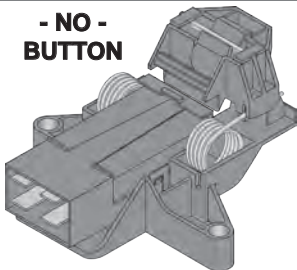
**Black 73" Long**  
**154827601**

Replaces: 154211801,  
154845301

# DISHWASHER PARTS

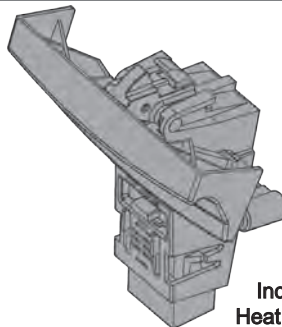
**Electrolux**  
FRIGIDAIRE

**- NO -  
BUTTON**



**5304525218**  
(212720123,  
212861920  
5304527418,  
5304516818,  
154758101,  
154722401)

Includes Door Strike, Wire Terminals,  
Mounting Screws & Instructions



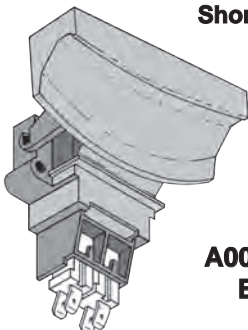
**5304525219**  
(5304517280)  
**LATCH  
ASSEMBLY KIT  
BLACK HANDLE**

Includes Wire Terminals,  
Heat Shrink and Instructions

## LATCH ASSEMBLIES

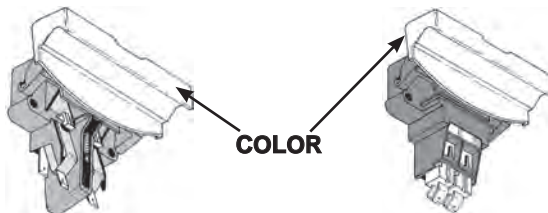
### SMOOTH TOP BUTTON

Short Button



**A00099902**  
**Black**

White Replaced By Black



Latch with Micro Type Switches  
Replaced by New Style  
Ceramic Block Switches

New Style  
Ceramic Block Switches  
Included in Kit

**White Ceramic  
Switches**  
Replaced by Black  
**A00104102**

**Button  
Color**  
White  
Black

**Latch Assembly Kit With  
Door Gasket**  
Replaced By Black  
**5304442175**

### METAL STRIKE

Used with All  
Latches Shown  
**154662601**



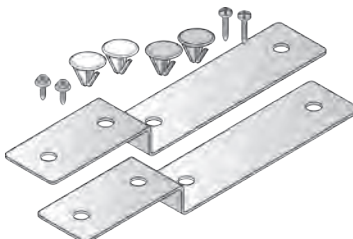
### SIDE MOUNT KIT

For installations where it is  
not possible to attach to top.

Kit includes:

- Two Brackets
- All Screws
- 2 White & 2 Grey Plugs
- Instructions

**DWBRACKIT1**



### WHEEL & BRACKET

Grey

**5304532229**  
(5300809640, 154174502,  
154174501, 154174503)

1 3/4" Diameter

**FLAT TREAD**

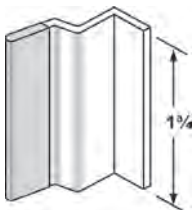
5/16" Shaft Included



### SPLASH KIT

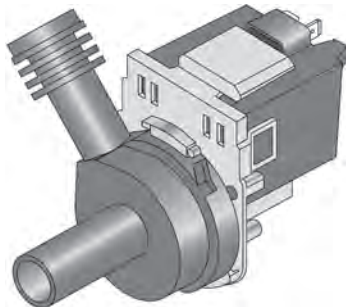
Kit Includes  
2 Corner  
Pieces &  
Instructions  
Stops Door  
Leaks

**154701001**



OEM  
ELECTROLUX  
(FRIGIDAIRE)

1¼" Outlet



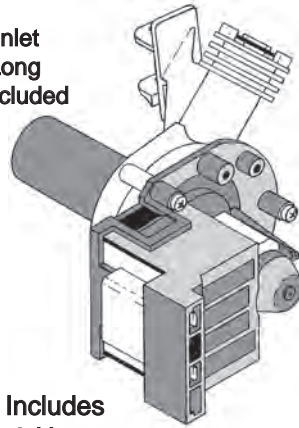
7/8" Inlet  
1¾" Long

**Bare Pump & Motor**  
**A00126501**  
(154640201)



**DRAIN PUMP  
& MOTORS  
FOR  
LATER  
MODELS**

7/8" Inlet  
• 2" Long  
Hose Included




1¼" Outlet  
with  
Check Valve

Includes  
2 Hose  
Clamps

Two ¼"  
Spade  
Terminals  
for Wires  
120V

**154580301**



**MOST  
POPULAR**

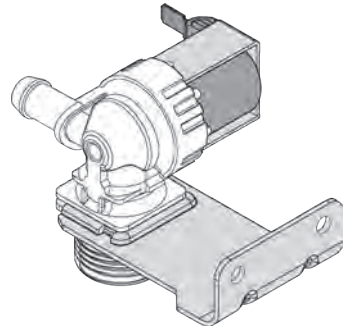
**DISHWASHER  
INLET VALVE**

**154637401**

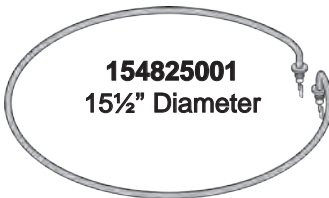
Replaces  
154445901,  
154359801,  
154476101

**DISHWASHER  
INLET VALVE**

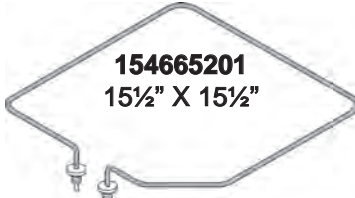
**807047901**



**HEATING ELEMENTS - LATE MODELS**



**154825001**  
15½" Diameter



**154665201**  
15½" X 15½"

**WITH MALE SPADE TERMINALS**  
Mounting Nuts Are Part No. **154106202**

**DISHWASHER  
INLET VALVE**

**5304525044**  
(A18062901)





# DISHWASHER PARTS

**Electrolux**  
FRIGIDAIRE

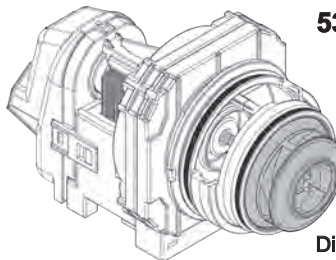
## DISHWASHER DRAIN HOSES

STEP OUTLET --- 7/8" Max.

**INLET**  
7/8" Elbow  
10' Long  
154225602



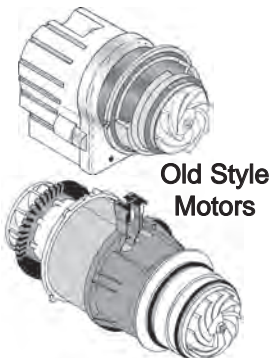
**INLET**  
1 1/4" Elbow  
8' long  
807117001  
(154753201,  
154411003)



**5304519906**

(A11651402)  
Dishwasher Motor  
Pump Assembly  
120V - 80W -1.5A

## "JOHNSON" MOTOR KITS



Old Style  
Motors

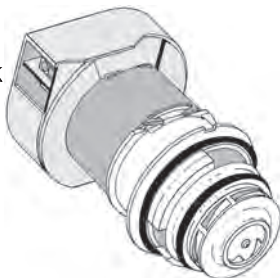
### Vent Housing

RPM	Color	Amps	Watts	Description	Part No.
Var.	Black	2.0	120	2 & 3 Pin	<b>154853801</b>
2900	Black	2.0	120	2 & 3 Pin	<b>154844101</b>
2900	Black	0.6	60	2 Pin w/harness	<b>154859101</b>
3400	Grey	1.0	100	2 Pin w/harness	<b>154859201</b>
2900	Black	0.6	60	2 Pin	<b>154844301</b>

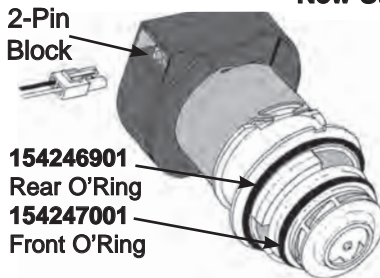
All Above Include O-Rings

### New Style Motors

2-Pin  
Block

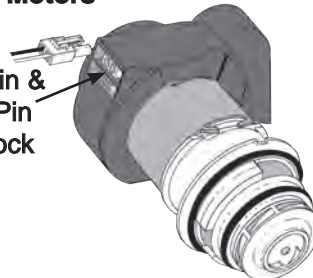


2-Pin  
Block



154246901  
Rear O'Ring  
154247001  
Front O'Ring

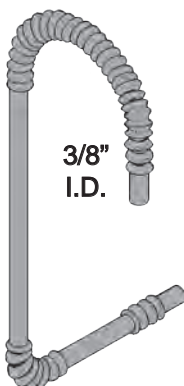
3-Pin &  
2 Pin  
Block



OEM  
ELECTROLUX  
(FRIGIDAIRE)

## VALVE TO SPOUT HOSE

**5304523457**  
(154577401)



3/8"  
I.D.

Formed Hose Replaced  
by Plain Black Rubber  
Tube Developed  
Length 26"

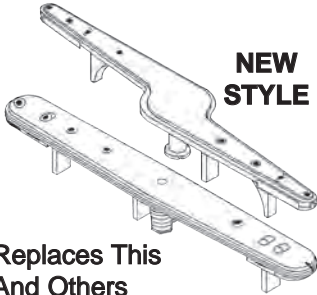
## DISHWASHER VALVE TO SPOUT HOSE

**5304533220**



21 1/2"

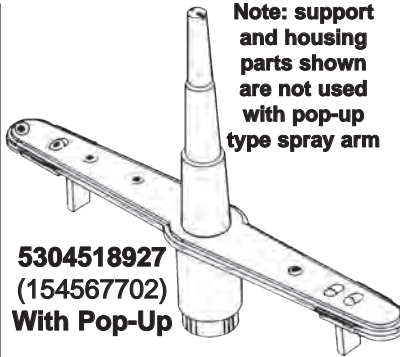
**LOWER SPRAY ARMS**



**NEW  
STYLE**


Replaces This  
And Others  
Grey replaces White

**5304517203**



Note: support  
and housing  
parts shown  
are not used  
with pop-up  
type spray arm

**5304518927**  
(154567702)  
With Pop-Up

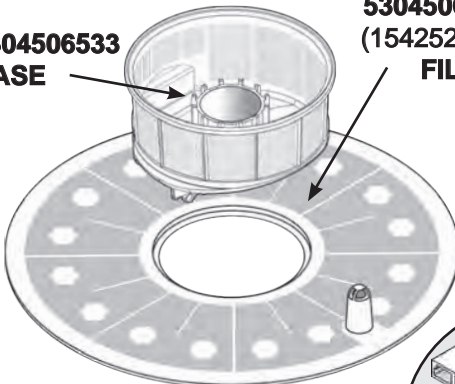


**5304507158**  
Lower Wash Arm

**5304518968**  
(5304506515)  
SUPPORT

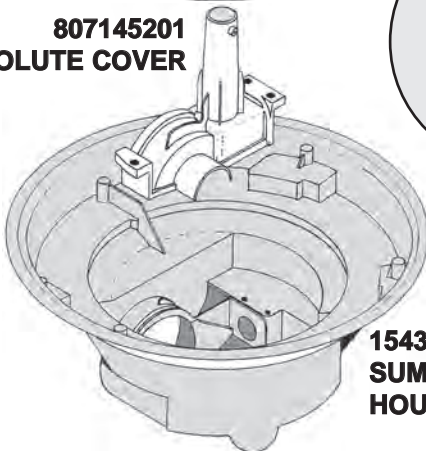


**5304506533**  
BASE




**5304506525**  
(154252401)  
FILTER

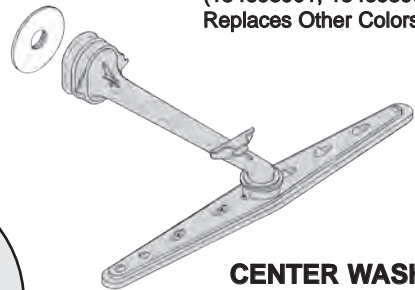
**807145201**  
VOLUTE COVER




**154365902**  
SUMP  
HOUSING



**GREY UPPER  
WASH ARM**  
9 1/4" Long  
**5304506516**  
(154698901, 154698902)  
Replaces Other Colors



**CENTER WASH ARM**  
**5304506740**



**DRAIN PUMP  
ASSEMBLY**  
w/Seal & Impeller  
attaches to sump  
**A00126401**



**LOWER WASH ARM**  
**5304506660**

# DISPOSER

**Electrolux**  
FRIGIDAIRE

## Direct Wire Garbage Disposer 1/2 Horsepower FF05DISPD1



- Instant, high speed-torque 1/2 HP and 2600 RPM.
- BIOSHIELD® protect against odors caused by food residue and buildup.
- Designed for sound reduction with partial sound shell.
- 4 yr. Warranty and Lifetime Warranty against failure due to corrosions.

# DRYER PARTS

**Electrolux**  
FRIGIDAIRE

## ----- PLASTIC DOOR HANDLES -----



**4" TALL SNAP IN  
(1316447)**

**WHITE -  
131644700**

**134412860**

↑  
**12 1/4"**  
↓  
**TALL**



**GLOSSY BLACK**  
Also Used On  
Matching Washer

OEM  
ELECTROLUX  
(FRIGIDAIRE)


**VERY  
POPULAR**

**CLOTHES DOOR  
LATCH KIT  
5366021400**



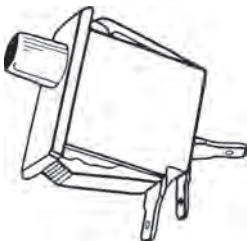
**PLASTIC FEMALE CATCH ONLY -**

**WHITE  
131658800**



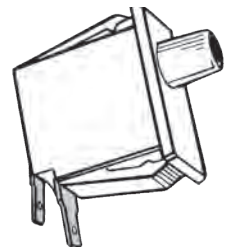
**GRAY  
131658820**

## DOOR SWITCHES

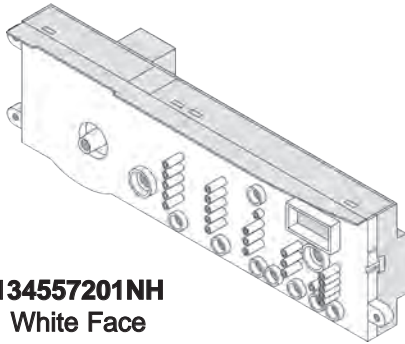


**FOR GAS AND  
ELECTRIC  
3 WIRE  
134813601  
(131843101)**

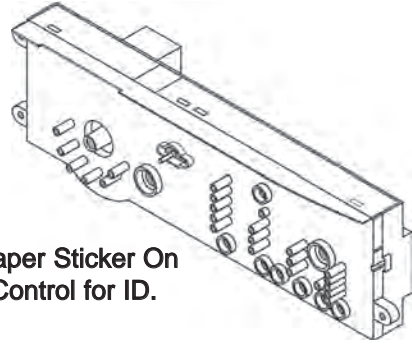
**2 WIRE  
134813600  
(131843100)**



**ELECTRONIC CONTROL BOARDS - 12½" WIDE**  
**NO SHAFT    •• TWO DISTINCT STYLES ••    WITH SHAFT**

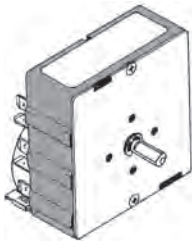


**134557201NH**  
White Face



Use Paper Sticker On  
Old Control for ID.

**134484212**    White Face



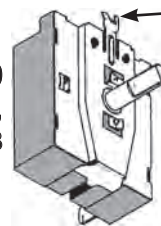
**MALLORY TIMERS FOR  
LATE MODELS**  
CHECK NUMBERS ON  
ORIGINAL TIMER

- 131062300** \_\_\_\_\_
- 131719100** \_\_\_\_\_
- 5303297177** (148281)

**TWIST-TO-START START SWITCHES**

NoTab

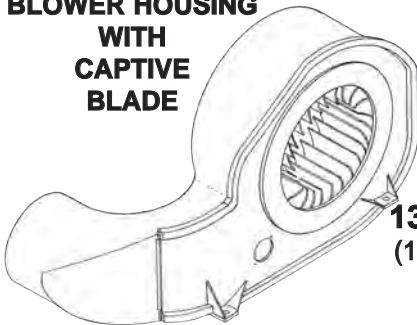
- 134399700**
- (131447500,  
ASR2173-08)



With Tab

- 134398300**
- Shaft flat at 2  
o'clock  
(131447800  
ASR2373-105T)

**BLOWER HOUSING  
WITH  
CAPTIVE  
BLADE**

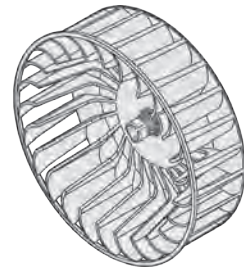


L.H.  
Thread  
on Blade

**131775600**  
(131775610)

**BLOWER WHEELS**

8" Dia.  
2½" Deep  
1/2" w/flat  
**131476300**

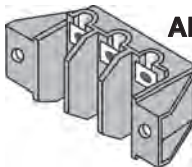


**CLAMP FOR BLOWER WHEELS**  
**5304488479**

**TERMINAL BLOCKS**


Also Used on Some Cooking Appliances

**BLOCK**  
**134101400**



For Late  
Models

For Older  
Models



**5304409888**



# DRYER PARTS

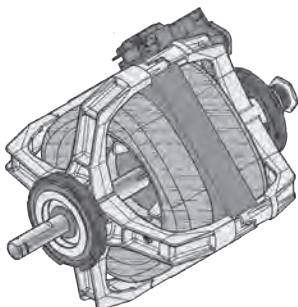
**Electrolux**  
FRIGIDAIRE

## MOST POPULAR DRYER MOTORS

----- PULLEY INCLUDED -----

**1/2" W/Flat  
Blower Shaft**

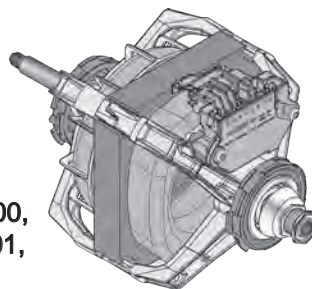
**5303937189**



**Stack Models  
134196602**

**Threaded Blower Shaft**

**Standard 1/4 HP  
131560100**



**Standard 1/3 HP  
5304529782**  
(134693302, 137115900,  
134693300, 134693301,  
5304510568)

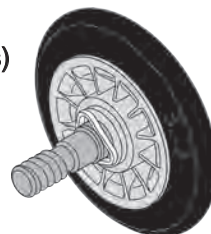


**5304516871  
(131359602)**

**LINT SCREEN  
RECTANGULAR TOP  
12" x 2"**

**DRUM ROLLER ASSM.**

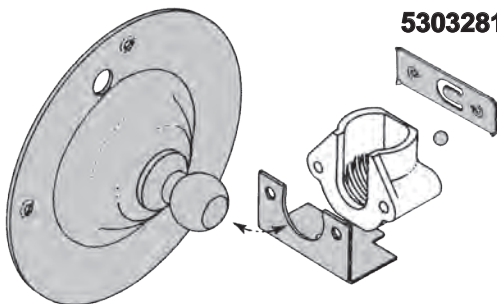
**5304523155**  
(Newer Stack Dryers)



**DRUM ROLLER  
5304523152**  
(Roller Only No Shaft)

**TUB BEARING KIT**

**5303281153 KIT**



**Kit Includes:**  
**SHAFT (BALLHITCH)**  
**131777700**  
**PLASTIC BEARING**  
**131825900**  
**GROUNDING BALL**  
**5303281019**  
**LUBRICANT - 1/2 OZ.**  
**LUBRIPLATE # 930AA**  
**5303307893**  
Plus all screws and nut-plate

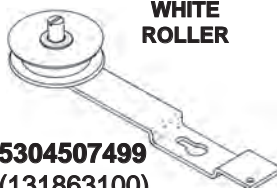
**WESTINGHOUSE  
NEW STYLE**

**131863007  
(131863000)**



**WHITE  
ROLLER**

**5304507499  
(131863100)**



**IDLER PULLEY**

**134793511**



OEM  
ELECTROLUX  
(FRIGIDAIRE)

**DRUM BEARING REPAIR KITS**

Both Kits Include 5303281153 Bearing Kit Shown on Previous Page  
134503600 88" Multi-V Belt, & 131863007 Idler

**5304457724**

With 5303937182 Upper & 5303937183 Lower Felts

**5304461262**

With 5303937139 Upper & 5303283286 Lower Felts

**GLIDES & FELTS FOR LATE MODEL DRYERS**

**GLIDE RING HALVES**


• Snap into Clothes Basket Throat • 2 per Dryer

**137513300**

**UPPER FELT - Grey 16" Long**  
**5303937182**

**LOWER FELT - White 47" Long**  
**5303937183**

**NEW UPPER FELT**  
For Latest Models  
Longer - 16 $\frac{5}{8}$ " Long - Grey  
**134440200**



**DRUM GLIDES AND FELT SEALS FOR DRUM FRONT**

**GLIDES/FELT ASSY.**

3 Glides are Attached to Felt 16 $\frac{1}{2}$ " Long

**5303937139**

**LOWER SEALS**

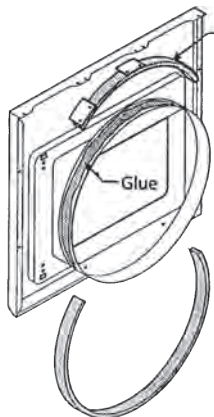
1/2" x 7/8" - 35" long

**5303281049**

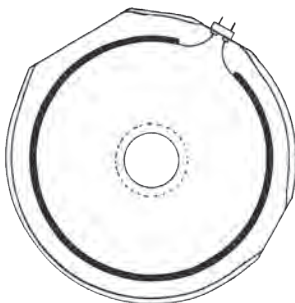
3/8" x 7/8" , 47" long

**5303283286**

Glue & instructions included



**HEATING ELEMENT ON 20 $\frac{1}{2}$ " PAN DRYER - LATE MODELS - STACK WD 5/16" TERMINALS**

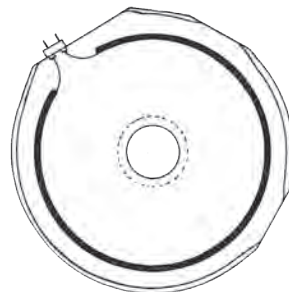


**BLOCK MOUNTS ON SHORT FLAT**

**131553900**

**BLOCK MOUNTS ON LONG FLAT**

**131475320**  
(131475300)



**- USE 5300622034 RESTRING -**

**RESTRING COILS LARGE TWIST (3/4") WITH WELDED MALE SPADE ENDS**

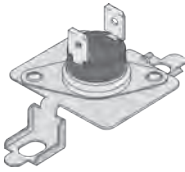
<u>Term Size</u>	<u>Part No.</u>	<u>Description</u>
1/4	5300622032	Coil Only
1/4	3937010	Kit with Block
5/16	5300622034	Coil Only



# DRYER PARTS & LAUNDRY BELTS

**Electrolux**  
FRIGIDAIRE

## THERMAL LIMIT



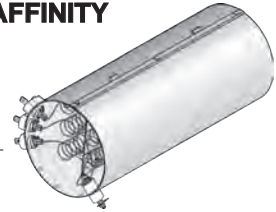
**137032600** L275°F

**137539200** L314°F

## HEATING ELEMENT USED ON AFFINITY

### SERIES DRYERS

Part No.	Description
<b>134792700</b>	5500W 3-Wire
<b>137114000</b>	4700W 2-Wire



**STYLE "G"**



**STYLE "AX"**

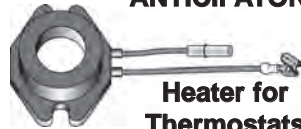


**STYLE "K"**



**STYLE "J-1"**


## HEAT ANTICIPATOR



Heater for  
Thermostats

**131658100**

Part No.	Style	"A" Dim.	°F	# Term.	Features
<b>131298300</b>	K	1 $\frac{5}{8}$ "	L140	4	Internal Heater
<b>134048800</b>	K	1 $\frac{5}{8}$ "	L135	4	Internal Heater
<b>134120900</b>	J-1	1 $\frac{5}{16}$ "	L222	2	Thermal Fuse
<b>134587700</b>	76J	1 $\frac{5}{8}$ "	-	2	Thermistor
<b>134711401</b>	J-1	1 $\frac{5}{16}$ "	L180	2	Thermal Fuse
<b>3204267</b>	G	1 $\frac{5}{8}$ "	L250	2	Flush Mount
<b>3204307</b>	AX	1 $\frac{5}{8}$ "	L135	2	Cup Extension
<b>5303211472</b>	J-1	1 $\frac{5}{16}$ "	L330	2	Thermal Fuse



**134587700**

Thermistor  
50KΩ@70°F  
Therm-o-disk 76J

## LAUNDRY BELTS

Many part numbers printed on belts are from manufacturers who have been acquired by Electrolux. Such numbers from Franklin, Frigidaire, Gibson, Kelvinator and Westinghouse are shown in the cross reference on the next page.

**\* INDICATES VERY POPULAR BELT - TRUCK STOCK**

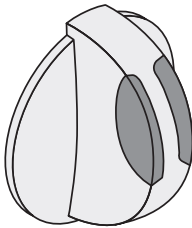
Part No.	Description	Mfg Style
<b>TOP LOAD WASHERS</b>		
* <b>134511600</b>	V 1/2 32 145371 White Cover	NEW
<b>5300622451</b>	V 3/8 33 Q622451 Black Cover	WEST
<b>5303280326</b>	V 1/2 32 133171, 8004064 White Cover	FRA
<b>5308001832</b>	V 3/8 32 Q181625 Tan Cover - Short	WEST
<b>FRONT LOAD WASHERS</b>		
<b>134051000</b>	MV 6J 53 Main Belt	NEW
<b>134051003</b>	MV 7J 53 Main Belt	NEW
<b>DRYERS</b>		
* <b>131553800</b>	MV 4H 87 Reversing Dryer	NEW
* <b>134503600</b>	MV 4H 88 148270 Late Models	NEW
<b>137292700</b>	MV 4H 90 148271 Late Models 134503900	NEW
<b>134719300</b>	MV 5H 90 Late Models	NEW
<b>5300638957</b>	MV 4J 90 1970-79 Dryers	FRIG
* <b>5303161099</b>	MV 3J 79 136102 Stack Combo	NEW
<b>5303281154</b>	F 1/2 88 Q63807 Flat Belt	WEST
<b>5307537239</b>	MV 4J 89 1966-69 Dryers	FRIG

OEM  
ELECTROLUX  
(FRIGIDAIRE)

**CROSS REFERENCE FOR WCI LAUNDRY BELTS**

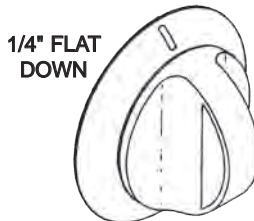
Old Part No.	Mfg Style	New Part No.	Old Part No.	Mfg Style	New Part No.	Old Part No.	Mfg Style	New Part No.
134163400	DRY	134503600	3283471	DRY	134503600	Q181625	TOP	5308001832
136102	DRY	5303161099	638957	DRY	5300638957	Q62149	FLW	5303261155
139318	TOP	5308011289	63510	DRY	5300063510	Q62152	FLW	5303261153
143056	DRY	5303281154	7537239	DRY	5307537239	Q622451	TOP	5300622451
144667	TOP	5303280326	78448	DRY	5308027638	8011289	TOP	5308011289
3161152	TOP	5303280326	78794	TOP	5308002451	Q63806	DRY	5303281154
3261151	FLW	5303261151	8001832	TOP	5308001832	Q63807	DRY	5303281154
3261153	FLW	5303261153	8002451	TOP	5308002451	Q63808	DRY	5303281154
3261155	FLW	5303261155	8004064	TOP	5303161152	Q63812	DRY	5303281154
3281154	DRY	5303281154	8006498	TOP	5308006498	8015096	FLW	5303261151
3283287	DRY	137292700	Q12970	FLW	5303261151	8015132	FLW	5303261155
			Q181623	TOP	5308001832	8015133	FLW	5303261153

• **MOST POPULAR** •  
1 1/2" Dia. • White  
1/4" - "D" Flat Down



**Ext. Part No.**  
1/8" **134844410**  
1/4" **134844470**

**MOST POPULAR**  
**TIMER KNOB**  
- 2 5/8" DIAMETER



**134011703**  
White Knob  
Grey Pointer

**WHITE KNOBS w/BLACK POINTER**



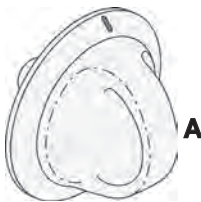
**1 1/8" DIAMETER**  
• 1/4" Extension  
(131141105)

**131858004**



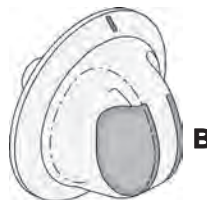
**SWITCH KNOB**  
1/4" D - FLAT  
DOWN

**1/8" Extension**  
**131965300**

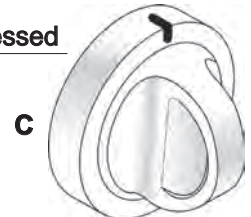


**WHITE KNOBS**  
**2 3/8" Diameter**

**3/4" Extension**



**Recessed**

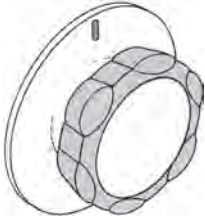


<b>Pic.</b>	<b>Flat</b>	<b>Pointer</b>	<b>Part No.</b>	<b>Mold</b>
A	Down	Black	<b>131873304</b>	131893-3
B	Down	Black	<b>134043000</b>	-
C	Down	Black	<b>131873500</b>	WE1X10082



# WASHER PARTS

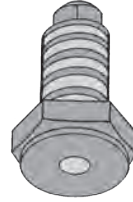
**Electrolux**  
FRIGIDAIRE



## 3" DIAMETER SKIRT

**134886700**

Replaces: 1340354 & 134035500  
1/4" D STEM FLUSH • FLAT DOWN  
GREY GRIP (CUSHIONED)



**BLACK PLASTIC  
LEVELING  
LEG & PAD  
1" THREAD  
134548800**

## ELECTRONIC CONTROL BOARDS - 12½" WIDE • TWO DISTINCT STYLES

**NO SHAFT  
White Face**

**Part No.**

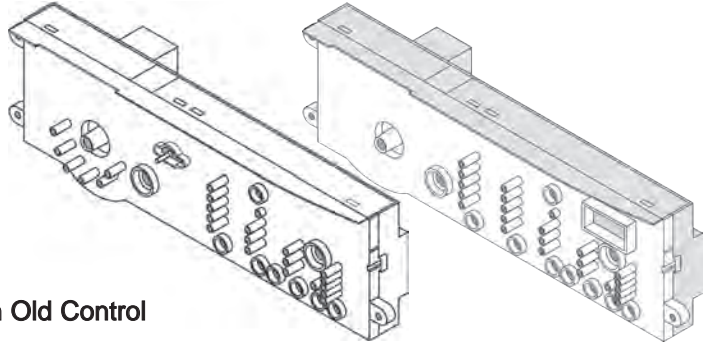
**137006000**

**137006030**

**137007000NH**

**WITH SHAFT**

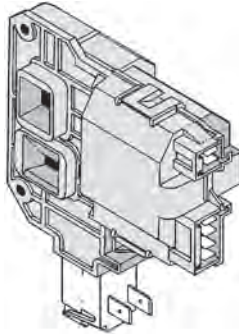
**137005000NH** White Face  
Positive I.D. On Paper Sticker On Old Control  
No Housing



## LATCH/SWITCH

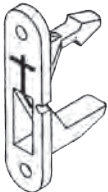
**131763256**

(131763245, 131763202,  
131763255)



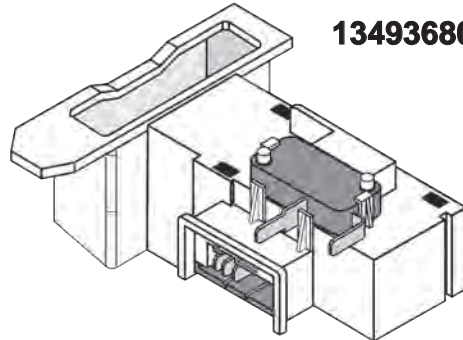
**STRIKE**

**131763310** | **131763302**  
**WHITE** | **GREY**



## LID LOCK White Plastic

**134936800**

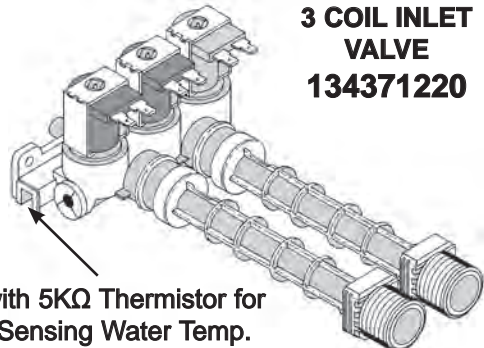


OEM  
ELECTROLUX  
(FRIGIDAIRE)




**FRONT LOAD  
WASHER DOOR  
STRIKE  
5304505088**

**3 COIL INLET  
VALVE  
134371220**



with 5KΩ Thermistor for  
Sensing Water Temp.

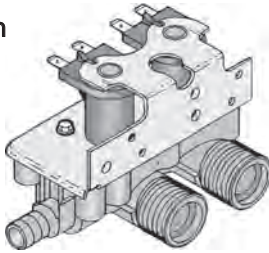


**INLET VALVE  
5 COIL - 5 OUTLET  
5304528029**

**INLET VALVE Fits Virtually  
ALL Older Frigidaire washers**

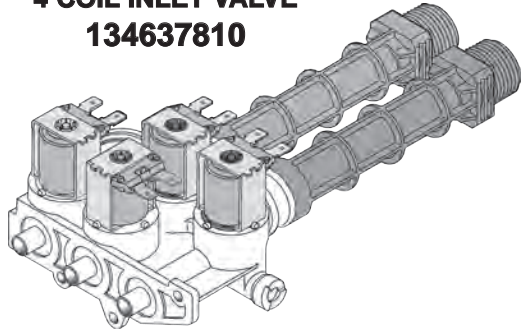
New Style Body with  
Swiss Cheese  
Mounting Bracket  
(Screws Included)

**134190200**

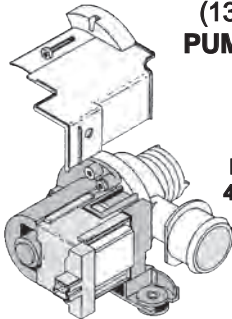


1/2" Outlet No Flow Washer

**4 COIL INLET VALVE  
134637810**



**137221600  
(137108100)  
PUMP/MOTOR**

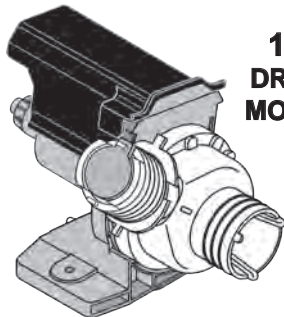


**FOOT  
MOUNT  
4 7/8" O.C.**

**OUTLET**

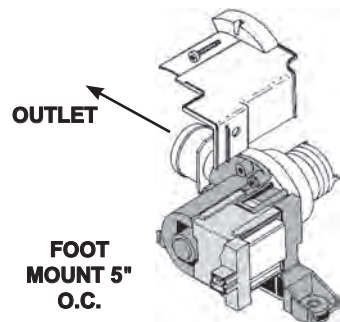
**MOST  
POPULAR**

**5304511334  
4 COIL INLET VALVE**



**137240800  
DRAIN PUMP &  
MOTOR FRONT  
LOAD  
MODELS**

**137108000  
PUMP/MOTOR**

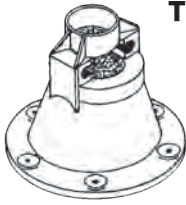


**OUTLET**

**FOOT  
MOUNT 5"  
O.C.**

**WASHER PARTS**  
TOP & FRONT LOADERS

**Electrolux**  
FRIGIDAIRE



**TUB TRUNNION**

**5/16" - 18  
TUB SCREW  
MOUNTS  
131545101**

**137107000  
CLAMP BAR**

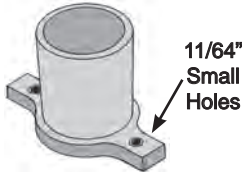


**CLAMPING  
BOLT  
137539500**

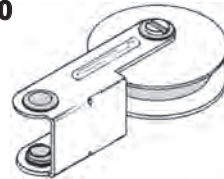
**SPLINED DRIVE BLOCK  
134418700**



**"T" BEARING  
3204405**

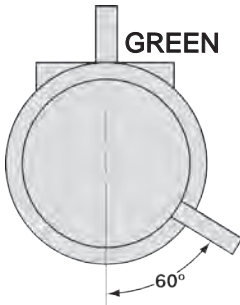


**IDLER PULLEY  
131862900**



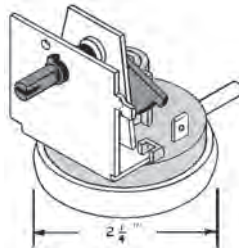
**ADJUSTABLE WATER LEVEL SWITCHES  
3-POSITION**

Note Inlet Angle & Shaft Color

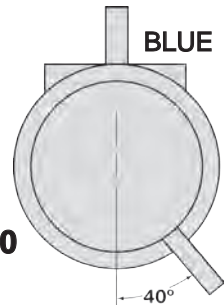


**GREEN**

**134422700**



**134411600**



**BLUE**

OEM  
ELECTROLUX  
(FRIGIDAIRE)

**NO KINK DRAIN HOSE WITH ELBOW TO  
FIT PUMP FOR FRONT-LOAD AND  
TOP-LOAD WASHERS**

**1 1/2"  
ELBOW**

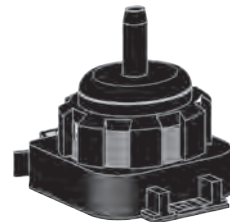


**With Check Valve  
131461200**

**90"  
LONG**

**W/O Check Valve  
134592700**


**WATER LEVEL SWITCH  
FRONT LOAD**



**134762010**

**TUB-TO-PUMP HOSE**

**1 1/2" I.D. 14" LONG**



**131494800**

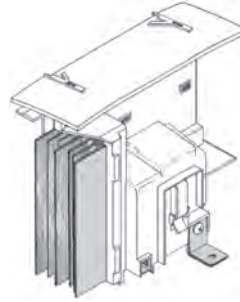
**DOOR BOOT KIT - GREY COLOR**  
**134515300** (1347409- No Lite Hole)



14" Dia.  
at Door

Includes:  
2 Retainers  
for Help  
Installing  
(Tools) &  
Instructions

**MOTOR CONTROL BOARD**  
In White Plastic Box  
with 5" Long Heat Sink



**134743500**  
(134409904)

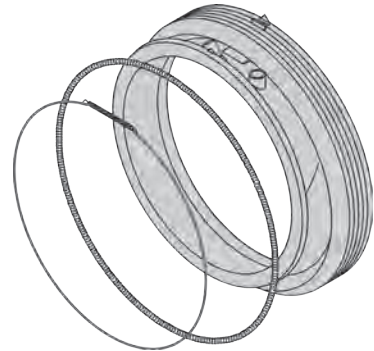
**BELLOWS KITS**

**14" Diameter**

<u>Part No.</u>	<u>Description</u>
<b>134527100</b>	Clamp
<b>134365300</b>	Retainer
<b>134728400</b>	Bellows

**16" Diameter**

<u>Part No.</u>	<u>Description</u>
<b>134616300</b>	Clamp
<b>134616200</b>	Retainer
<b>134616100</b>	Bellows




**SHOCK ABSORBER KIT**

Includes 2 Shocks

1 Spare Pin,

4 Lock Nuts

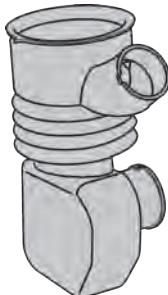
**5304485917**  
**SHOCK KIT**



**131268300**  
**SHOCK ABSORBER PIN**

4 Used

**MOLDED  
RUBBER  
DRAIN TRAP**  
Protects Pump  
from Coins,  
Buttons, Etc.  
**134455900**



**FRONT SUSPENSION ROD**  
**5304511329 - 26" WHITE**



**REAR SUSPENSION ROD**  
**5304511328 - 26" BLUE**



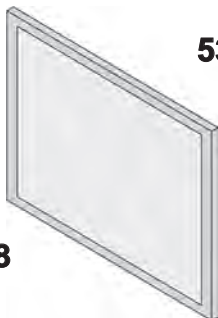


# MICROWAVE PARTS

**Electrolux**  
FRIGIDAIRE

## ALUMINUM FILTER

Flat  
1/8" Thick  
5 7/8" x 7 7/8"



**5304509444**

Flat  
5 1/16" x 7 5/8"  
3/32" thick

**5303319568**

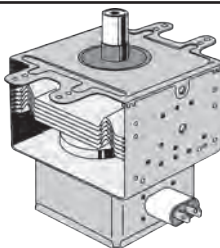
## GLOSSY BLACK HANDLES

13 1/2" long

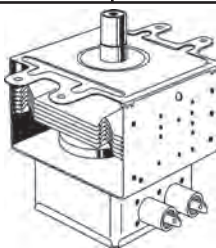
**5304536387**

11 1/2" long


**5304440323**



**5304467693**  
(2M240J, A354)



**5304521745**  
(2M253J, A293)


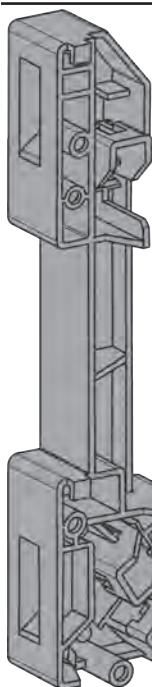


**5304519335**  
(2M248J)

## MAGNETRONS

### 5304509457

#### LATCH ASSEMBLY



**5304509460**  
SPST Interlock  
Switch - N.O

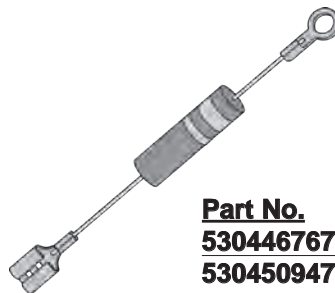


**CERAMIC FUSE**  
**5304509451**  
20Amp 125V



**5304509459**  
SPST Interlock  
Switch - N.C

## HIGH VOLTAGE RECTIFIER



3/16"  
Eyelet

Part No.	Spade
<b>5304467670</b>	1/4"
<b>5304509479</b>	3/16"

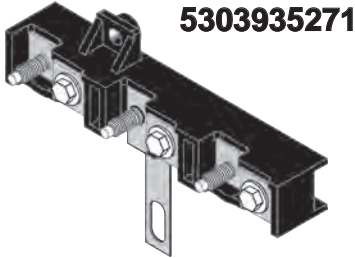
## H.V. CAPACITOR

**5304467671**  
230V  
0.94µF




OEM  
ELECTROLUX  
(FRIGIDAIRE)

**HEAVY DUTY TERMINAL BLOCK - WITH GROUND STRAP -**  
Includes instructions for replacing older style which is still available

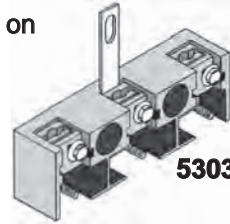


**5303935271**



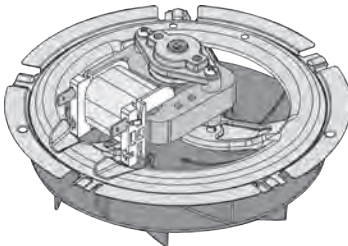
**5304409888**  
Older Style

Also Used on  
Dryers




**5303935238**

**OVEN COOLING FAN**  
**318575600**



**OVEN LIGHT SWITCHES**



**Terminals**

Part No.	1/4"	3/16"	1/8"	Action
<b>316445501</b>	-	2	2	1 NO - 1 NC
<b>316445500</b>	-	2	-	SPST - NC

**LAMP, SOCKET & LENS**  
**FOR OVEN**

**316116400**  
Ceramic Socket



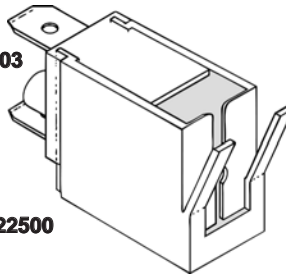
**5304524341**  
Lens



**316538904**  
40 W Bulb

**INDICATOR LAMP ASSEMBLY**

250V  
**316022503**




**SNAP-IN**  
**LENS**  
**316557300**

125V  
**316022500**



**LEVELING LEG**  
**(FRONT)**

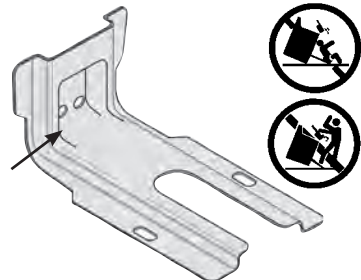
**5304509869**



**ADD-ON ANTI-TIP KIT**

**316112005**  
(5303935180)

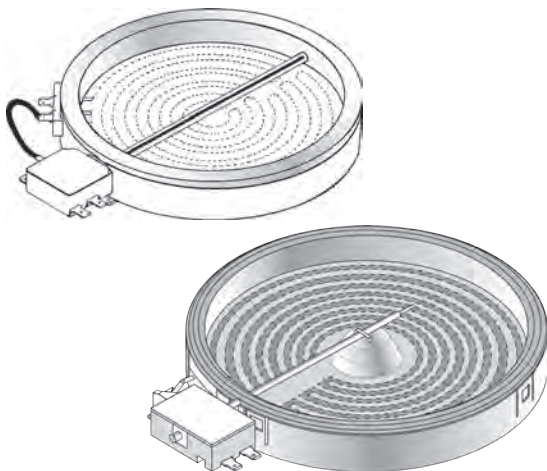
Screws included for  
mounting to wall or  
floor. Range rear  
leveling leg slides  
under bracket



# RANGE PARTS

**Electrolux**  
FRIGIDAIRE

**OPEN RIBBON SURFACE UNITS FOR GLASS TOPS – WITH HI LIMIT**  
All Elements are 240V • See Number On Old Element



<u>Dia.</u>	<u>Part No.</u>	<u>Watts</u>
6½"	318178110*	1200
6½"	318198817	1200
9"	318198834*	2200
9"	903118-9010	2200
9"	389082702	2100/1000
9"	316555800*	2500/1200
9⅞"	316135401*	2500
9⅞"	5304533520*	3000/1400

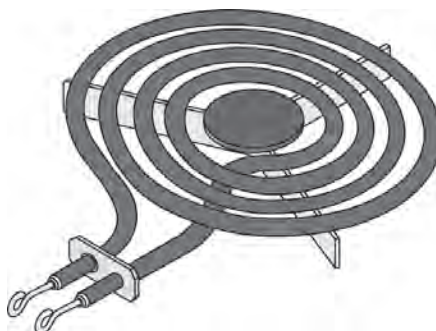
\*HI LIMITS DO NOT GO ACROSS FULLY

## PLUG-IN SURFACE UNITS

### QUALITY ELEMENTS BLACK MEDALLION

6" - 4 TURN  
318372211

8" - 5 TURN  
316442301



ECONOMY  
6" - 3 TURN  
318372210

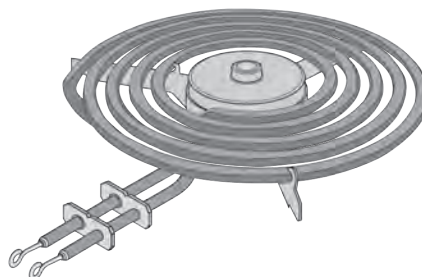
8" - 4 TURN  
316442300

OEM  
ELECTROLUX  
(FRIGIDAIRE)

## RANGE SURFACE ELEMENT SAFETY BURNERS

This element has temperature limiting capabilities to reduce the risk of cooktop oil and grease fires.

<u>Part No.</u>	<u>Description</u>
5304516159	240V/2150W 8" Surface Unit
5304516160	240V/1300W 6" Surface Unit



**EXTRA HEAVY CHROME BOWLS  
PLUG ACCESS HOLE 1 1/4" WIDE**



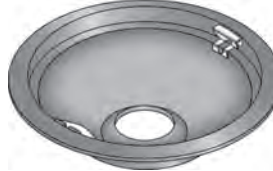
**No Slot  
6" 316048414**

Replaces 5303280336, 5304432494

**8" 316048413**

Replaces 318067056, 5303013588,  
5303935054

**PANS WITH LATCHING SPRING TAB  
GLOSSY BLACK  
PORCELAIN**



**6" A316222201  
(5303935055)**

**8" A316222301  
(5303935053)**

**CHROME**



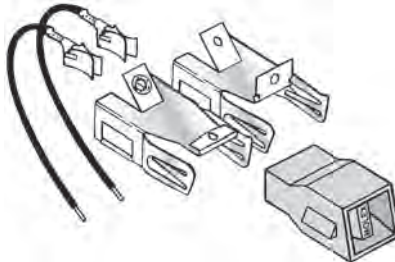
**6" L304430992**

**8" 316048413  
(5303935054)**

Fits standard plug-in units. Spring tab holds unit in place.

**NEW BLOCK KIT**

**KIT INCLUDES**



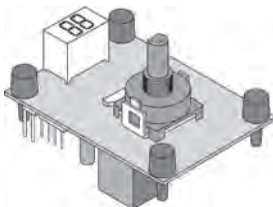
- 2 BRACKETS
- "MOLEX" BLOCK
- TERMINALS WITH WIRES ATTACHED
- CERAMIC NUTS
- INSULATING SLEEVES
- INSTRUCTIONS

**5303935058**

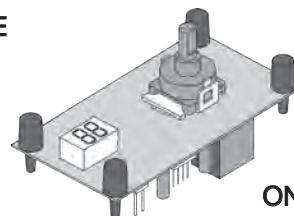
REPLACES 5303912666 & 5301167733

**NEW SWITCHES (RHEOSTATS) For Smooth Top Ranges**

**316441804  
Single**



**ON CONSOLE  
316441801  
Dual  
2 3/8" x 3 1/4"  
BOARD**



**316443401  
SWITCH  
2 3/8" x 4 1/4"  
BOARD  
ON COOKTOP**

**- CROSS REFERENCE FOR SWITCHES APPEARING ON NEXT PAGE -**

3204920	5303935086	318078201	90357-9010	318220080	90136-9010
3206430	5303935086	318120503	5303935086	318293821	318293827
3206431	5303985142	318220006	318293820	318293918	318293918
8002908	5303935086	318220007	318293827	318369605	318293820
8002909	5303935086	318220014	318293818	318369606	318293827
8012864	5303985142	318220015	318293820	318369612	318293918
697T017P02	5303985142	318220020	90136-9010	318369613	318293827
699G001P05	5303935086	318220021	90136-9020	318369615	90136-9010
6997T015P02	5308010418	318220066	318293820	318369616	90136-9020
316436000	5303935086	318220067	318293827	Q(E) 214024	5303935086
316436001	5303935086	318220074	318293818	Q(E) 214502	5303285143
318078200	90357-9010	318220075	318293827		

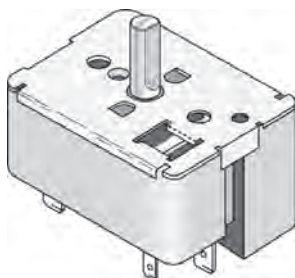


# RANGE PARTS

**Electrolux**  
FRIGIDAIRE

## NEW STYLE INVENSYS - WHITE BODY - FIG. "8" SHAFT

1<sup>3</sup>/<sub>8</sub>" Shaft



**8" UNITS**  
**903136-9020**  
(318369616)

**9/16" Shaft**

**6" 316436000**

**8" 316436001**

**7/8" Shaft**

**6" 318293818**

**8" 318293827**

**1 1/8" Shaft**

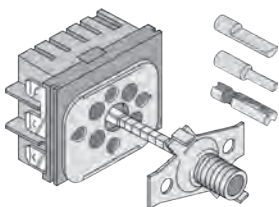

**6" 318293819**

**1 1/2" Shaft**

**6" 318293824**

**8" 318293825**

**Bare Switch**



### INVENSYS NEWEST TYPE SWITCH KIT Black & Blue Switch

Includes shaft adapters, mounting plate, screws, nut and complete instructions.

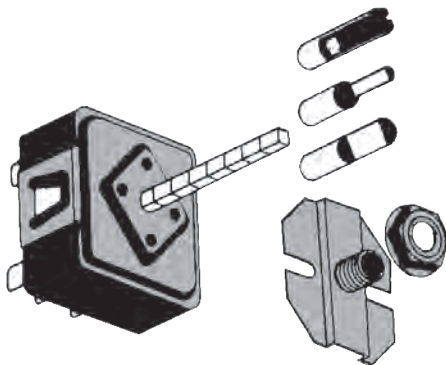
**903057-9010**

### "ROBERTSHAW" PUSH-TO-TURN SWITCHES FOR WCI RANGES

REPLACE COROX AND KING-SEELEY

CW - OFF TO HI IS ONE CLICK CLOCKWISE

\* Kit Includes shaft adapters



**5303935086**

KIT

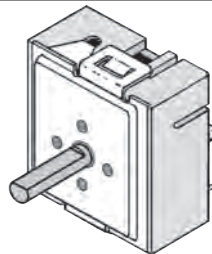
6" & 8" CW

### EGO SURFACE CONTROL FOR DUAL RIBBON UNITS UNDER GLASS COOKTOPS

**316238201**

1/4" D Stem

3/4" Long



**CROSS REFERENCE FOR ABOVE SWITCHES IS ON PREVIOUS PAGE**

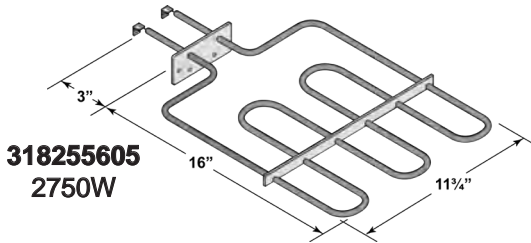
OEM  
ELECTROLUX  
(FRIGIDAIRE)

Check numbers on old part when possible

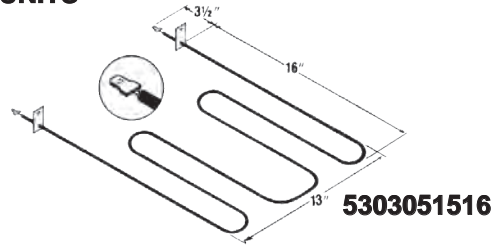
© 1971 - 2024 w.d. armstrong corp.

573

**5 LOOP BROIL UNITS**



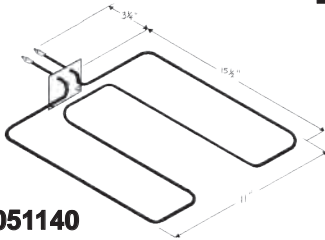
**318255605**  
2750W



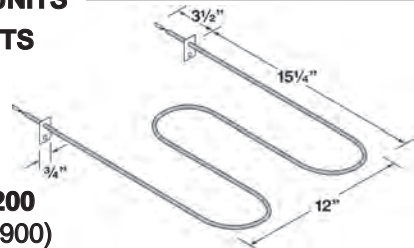
**5303051516**

**LATE MODEL BROIL UNITS**

**3 LOOP BROIL UNITS**



**5303051140**

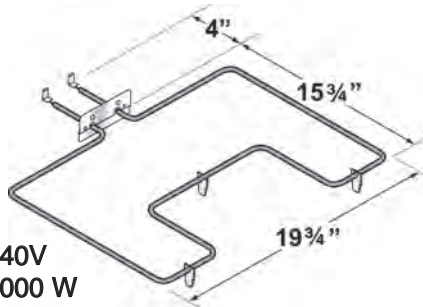


**316203200**  
(316199900)

**POPULAR  
WIDE BAKE UNIT  
FOR LATE MODELS**

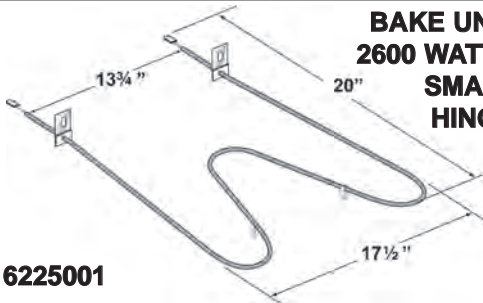
**Bake**  
**318255006**

240V  
3000 W



Replaces:  
(5303310512,  
318255000,  
318255002)

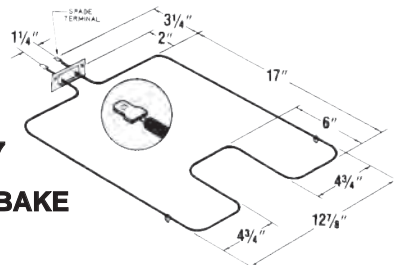
**BAKE UNIT  
2600 WATTS  
SMALL  
HINGE**



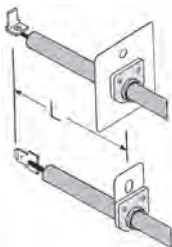
**316225001**

**OLDER FRIGIDAIRE BAKE UNIT**

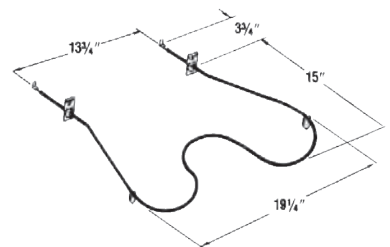
**5309950887**  
**NARROW BAKE**



**MOST POPULAR SHAPE –  
THREE PART NUMBERS**

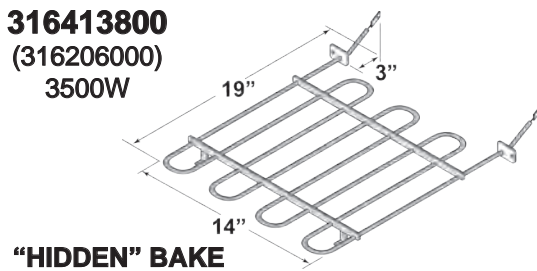
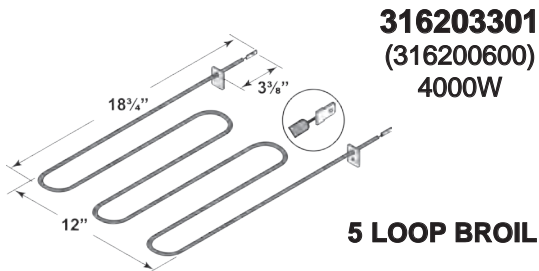


	"L"	Leg	
Hinge	Dimension	Height	Part No.
Large	3 3/4"	1"	5303051519
Large	3 1/4"	1"	5308003347
Small	3 1/2"	1 1/4"	316075103

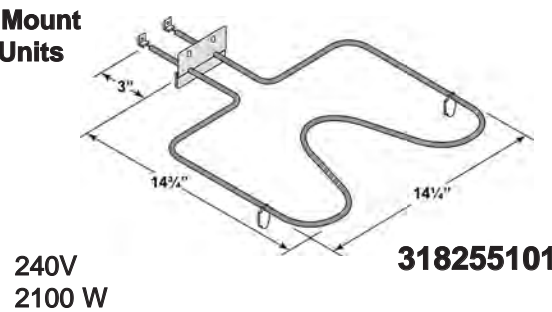
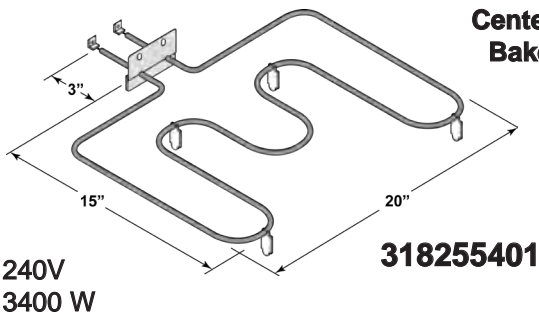
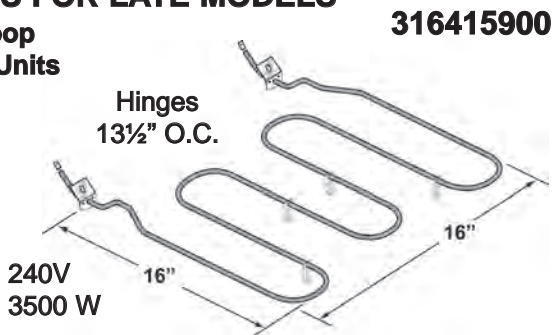
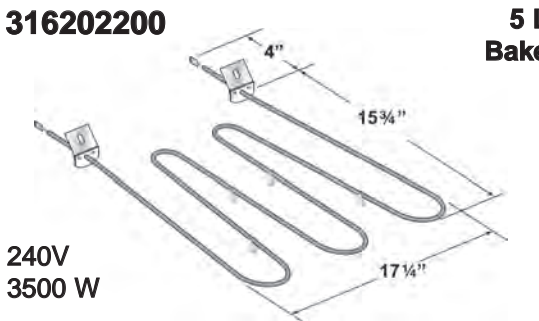


# RANGE PARTS

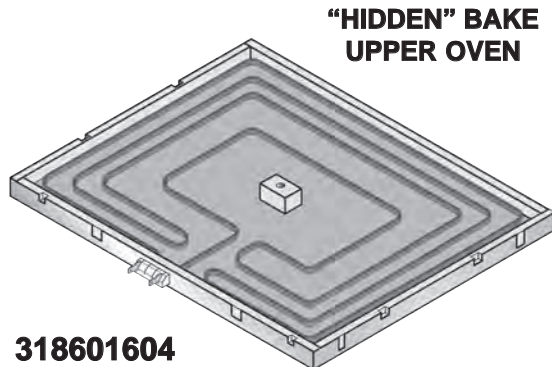
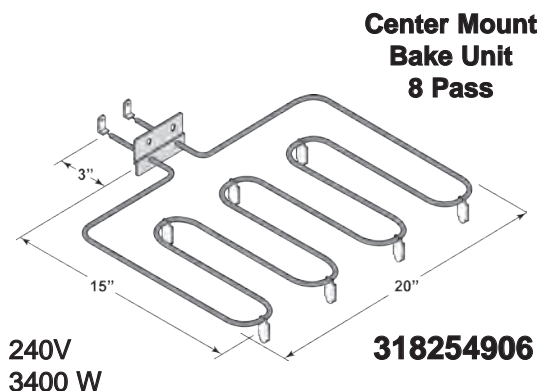
**Electrolux**  
FRIGIDAIRE



## POPULAR BAKE UNITS FOR LATE MODELS



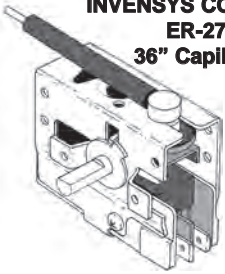
OEM  
ELECTROLUX  
(FRIGIDAIRE)



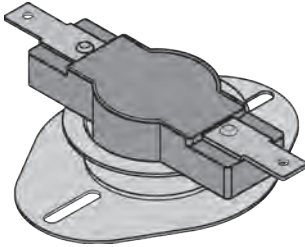
**INVENYSYS CONTROL  
ER-27  
36" Capillary**

316215900

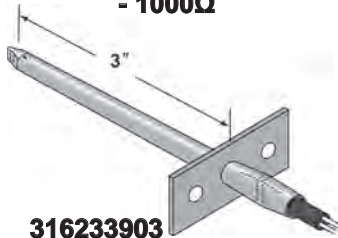
1/4" D Shaft  
3/4" long



**105°C SAFETY THERMOSTAT  
318578506**



**SHORT OVEN SENSOR  
- 1000Ω**



**316233903**

(316233900, 902,  
316217008)

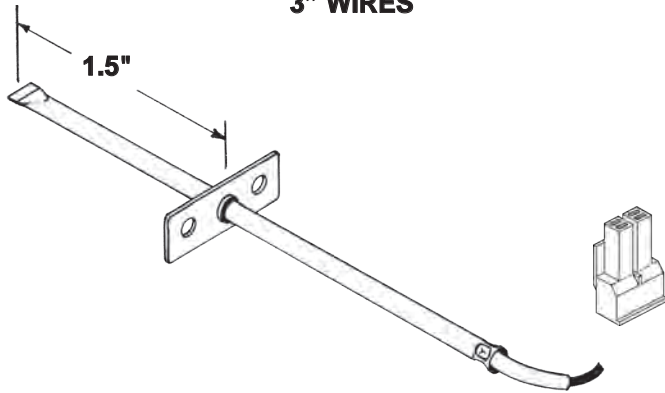
BLOCK MAY DIFFER  
SPlice IF NEEDED



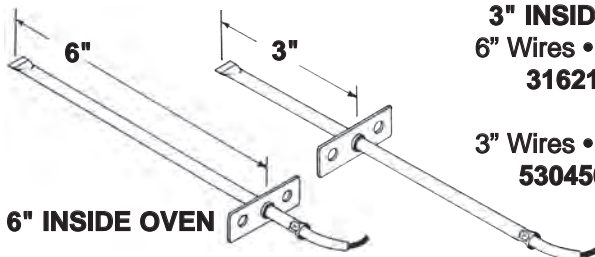
**5304525427**

**OVEN SENSOR**

**1000Ω 2 WIRES WITH BLOCK  
3" WIRES**



**OVEN SENSORS - 7" LOA - 1000Ω 2 WIRES WITH BLOCK**

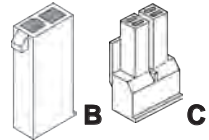


**3" INSIDE OVEN  
6" Wires • Block "C"  
316217002**

**3" WIRES • Block "C"  
5304504897**

**6" INSIDE OVEN**

<u>Part No.</u>	<u>Wire Length</u>	<u>Block Type</u>
<b>316490001</b>	6"	B
<b>316490000</b>	1½"	B



Two Wire Blocks - OK to use old block - Splice when necessary



**FRONT GLIDE  
807047102  
(316407301)**

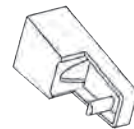
Left Side Illustrated

**REAR  
GLIDE  
316407402**

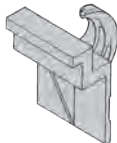


Right Side Illustrated

**HANDLE END PIECE  
SYMMETRICAL • WHITE**



**BROILER DRAWER GLIDES**



**3051162**

FRONT

**3051163**

REAR



**316137000**



# RANGE PARTS

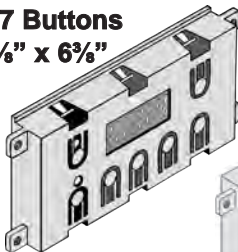
**Electrolux**  
FRIGIDAIRE

## ELECTRONIC OVEN CONTROLS (EOC)

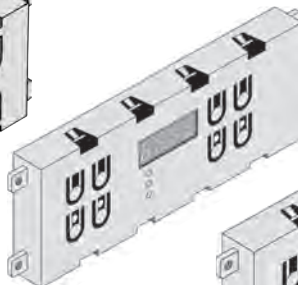
**No Buttons**  
3" x 7"



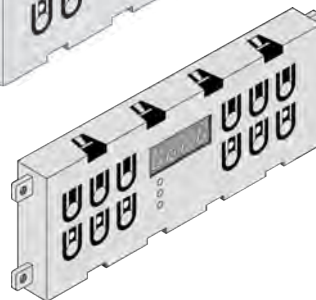

**7 Buttons**  
3 1/8" x 6 3/8"



**8, 10, 12 Buttons**



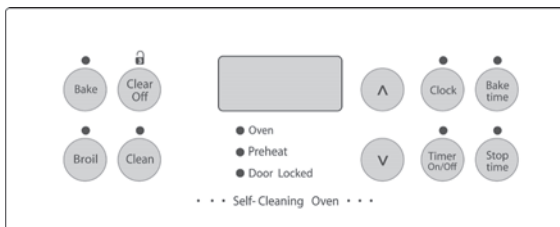
3 3/4" x 9 1/4"



Part No.	Buttons
316207510	8
316207511	10
316207522	10
316207529	10
5304518660	7
5304518661	7
316455420	7
316455430	7
316557118	10

Part No.	Buttons
316557205	12
5304509493	10
5304509983	10
5304511908	8

## OVERLAYS - Order Others By Model Number



Buttons	White	Black
10	316220804	316220805
7	316220728	316220729



316419141	Black
316419137	White

OEM  
ELECTROLUX  
(FRIGIDAIRE)

## OVEN DOOR GASKETS

**Black Silicone Rubber Gaskets with Clips**

**316239700**  
3/8" Dia.  
52" Long



CROSS  
SECTION

**5303202011**  
1/2" Dia.  
51" Long



CROSS  
SECTION

**OVEN DOOR GLASS  
CLEAR INNER GLASS**



**12<sup>7</sup>/<sub>8</sub>" x 20<sup>1</sup>/<sub>16</sub>"**  
**5304503232**  
(316117502)

**OVEN RACKS  
16" DEEP**



**23" WIDE**  
**5304531722**

**POPULAR 29" DOOR HANDLES LIGHT WEIGHT - 3/4 Lb.**



**29" L.O.A.**  
Mounting Surface **5304522046** White  
Shown **5304522047** Black



**SCREW FOR HANDLE**  
**316433300**

**White - Black Markings**  
**THERMOSTAT KNOB**  
**1/4" D • Flat 3 O'CLOCK**  
• FLUSH Extension  
**316102303**



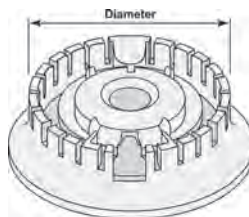
**GAS TOP BURNER - 3/8"D**  
**FLAT DOWN AT "OFF"**  
**3/8" Extension**  
**316220002**



**"SEALED" GAS TOP BURNERS (Made in France)**

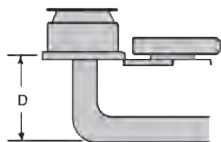
Two Sizes  
Standard Dia. 2<sup>1</sup>/<sub>4</sub>"  
**316212400**

Large Diameter 2<sup>3</sup>/<sub>4</sub>"  
**316212300**

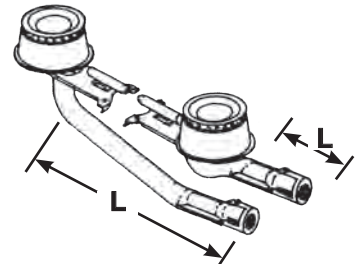


**CAST BURNER CAPS**  
for "Sealed" Top Burners 2<sup>5</sup>/<sub>8</sub>" Diameter

**Black**  
**316213500**



**SINGLE TOP BURNERS**  
Measure Old Burner Tube Depth  
**2" Deep Tube**  
Also Measure Length (L)



<b>Part No.</b>	<b>Replaces</b>	<b>(L) Location</b>
<b>5304506426</b>	(316103803, 316039003)	Rear 12"
<b>5304506427</b>	(316103802, 316039002)	Front 3"

**DOOR GRILLE CAPS**

**1<sup>1</sup>/<sub>2</sub>"  
TOP**



**316575500** White  
**316575501** Black

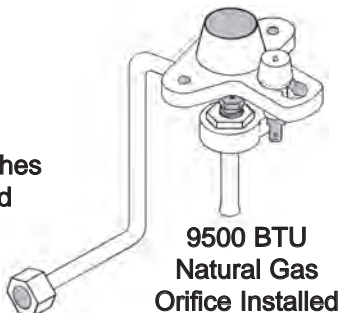
# RANGE PARTS

**Electrolux**  
FRIGIDAIRE

## IGNITER ASSEMBLY FOR 9500 BTU FRONT BURNER

**316237805**  
(316237800)

Tubing Attaches to Manifold



9500 BTU  
Natural Gas  
Orifice Installed

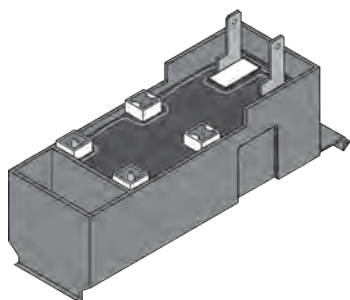
## TOP BURNER IGNITOR

15/64" Dia.



**316011200**

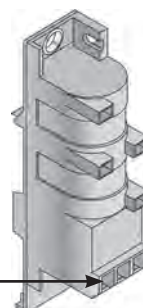
## TOP BURNER MODULES



**2 SPARKER**  
**808608801**

**4 SPARKER**  
**808608802**

**4 SPARKER**  
**316135702**



Voltage In

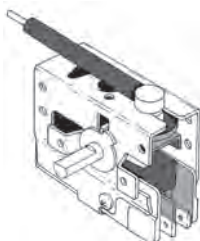
## ELECTRIC - GAS OVEN CONTROL

**ROBERTSHAW**  
**INVENSYS**

Push-to-Turn  
1/4" D Stem

**316032411**

(316032404,  
72200140001)



Clockwise to "OFF"  
5 Amps

## L.P. CONVERSION ORIFICE KIT with Full Instructions

	For Non Mounted Burner		For Screw Mounted Burner		
		<u>Btu/Hr.</u>		<u>Btu/Hr.</u>	
<b>GRLP3</b> Kit with <b>Twenty (20)</b> <b>Orifices</b>	1	316237910	14,000	1 316527507	16,000
	1	316237904	11,000	1 316527512	14,000
	1	316237905	10,000	1 316527503	12,000
	5	316237906	8,000	4 316527501	9,500
	1	316237907	4,500	1 316527505	5,000
				2 316527515	15,000
				1 316527516	750

Replaces  
GRLP2



For Models Prefix: C, CF, CGL, F, G, GL, PL, T, W, WW, GF, CRG.

Note: Ranges equipped w lower Bake-n-Warm Double Ovens are not LP Convertible.



For Screw Mounted Burner

		<u>Btu/Hr.</u>
1	316527507	16,000
1	316527512	14,000
1	316527503	12,000
5	316527501	9,500
1	316527505	5,000
2	316527515	15,000
1	316527516	750




For Models Prefix: FG, FF, FP, CF, CRG, BG, DG, LP, LG, LF, WW

**GRLP4**  
**Kit with Thirteen (13)**  
**Orifices**

**NORTON IGNITORS WITH WHITE CERAMIC**

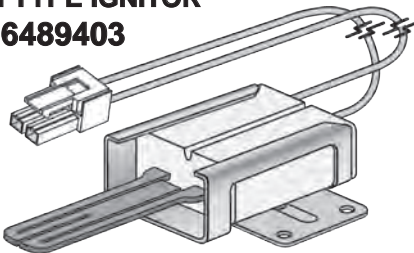
“L” is Length  
of Exposed  
Ceramic      “W” is Wire  
Length

<u>Part No.</u>	<u>L</u>	<u>W</u>
<b>5303935066</b>	<b>1/16"</b>	<b>18"</b>
<b>Universal (will replace many different ignitors).</b>		
<b>5303935067</b>	<b>1/8"</b>	<b>14"</b>



**Wire Nuts  
Included**

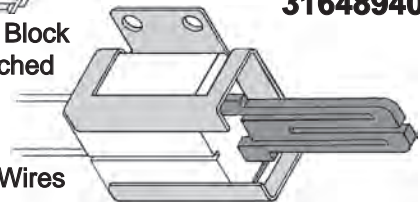
**NORTON TYPE IGNITOR  
316489403**



**NORTON TYPE  
IGNITOR  
316489400**



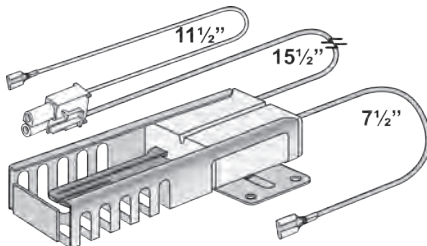
**2 Pin Block  
Attached**



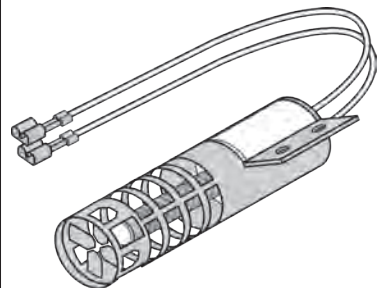
**15" Wires**

**NORTON TYPE IGNITOR  
5304509706**

2 Pin Block Attached to 15½" Lead  
1/4" Female Spade Attached to 7½" Lead  
3/16" Female Spade Attached to 11½" lead from 2 Pin Block



**ROUND TYPE  
IGNITOR  
5304401265**

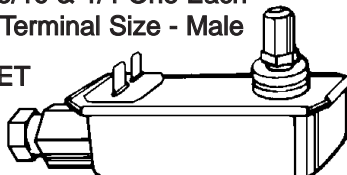


**SAFETY VALVE FOR  
NORTON (FLAT IGNITOR) SYSTEMS  
3.0 - 3.3 VOLTS • 3.4 - 3.6 AMPS**

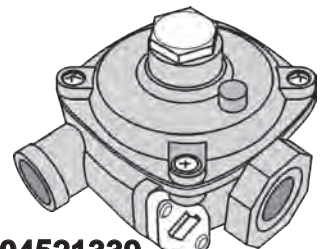
Terminals  
3/16 & 1/4 One Each  
Terminal Size - Male

**3/8" TUBING INLET**

**3203459**



**PRESSURE REGULATOR**



**5304521339**  
(316091706)



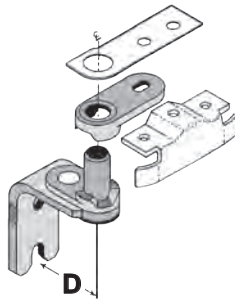
# REFRIGERATOR PARTS

FOR GENERAL ELECTRIC – HOTPOINT

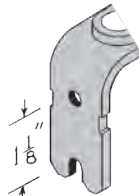
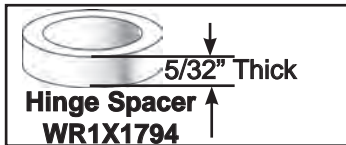
# General Electric

## LOWER HINGE, CLOSER CAMS, AND DOOR STOP FOR GE SIDE x SIDES

**UPPER CAM**  
Black WR2X4901



**D=1½"** 18-24 CU. FT.  
Kits Include Upper Cam  
– Fits Left or Right Side



**WR13X10020**  
**MOUNTING**  
1½" o.c.

## SMOOTH HANDLE KIT

18⅞" long  
Set of 2  
**WHITE**  
**WR12X22148**


18⅞" long  
Set of 2  
**BLACK**  
**WR12X22183**

18⅞" long  
Set of 2  
**BISQUE**  
**WR12X22184**



## SNAP-IN DOOR GASKETS FOR LATE MODELS - WHITE COLOR

NEW STYLE GASKETS ARE REPLACED WITHOUT TAKING DOOR APART



FRESH FOOD			FREEZER	
Wide	High	Part No.	High	Part No.
26½"	39"	WR24X10231	17¼"	WR24X10228
26½"	41¼"	WR24X10229		
26½"	43½"	WR24X10236		
28"	39¼"	WR24X450	19½"	WR24X449
28"	40"	WR24X10186	20¼"	WR24X10187
29¼"	39½"	WR24X446	21½"	WR24X445

OEM  
GENERAL  
ELECTRIC

### SYMMETRICAL SNAP-IN DOOR SHELF ENDS

CALL FOR QUANTITY PRICES

W=3/4"

FOR 1 3/8" BAR

WR2X9162

(162D1162)

FOR 2" BAR

WR2X9144

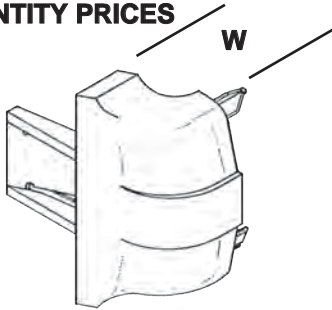
(162D1161)

W=1 1/2" FOR 2" BAR

WR2X8345

(162D1131)

White Subs for Off-White



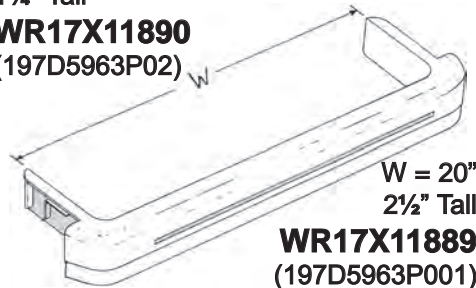
### ONE-PIECE DOOR BAR & SUPPORTS

W = 19 1/2"

1 3/4" Tall

WR17X11890

(197D5963P02)



W = 20"

2 1/2" Tall

WR17X11889

(197D5963P001)



### REFRIGERATOR DOOR BAR

20 1/2" WIDE X 2 3/4" TALL

WR17X30024

### CUT-TO-FIT - CURVED DOOR BARS

Plain Cut-to-Fit

H	Long	Part No.
1 1/4"	20 1/2"	WR17X3692
2	20 3/4"	WR17X3691
2"	21"	WR17X3880
2"	21 1/4"	WR17X10846
2"	22 5/8"	WR71X10080



Many Colored Door Bars Sub to "PLAIN"  
NOTE:

Some Part Numbers are WR17X,

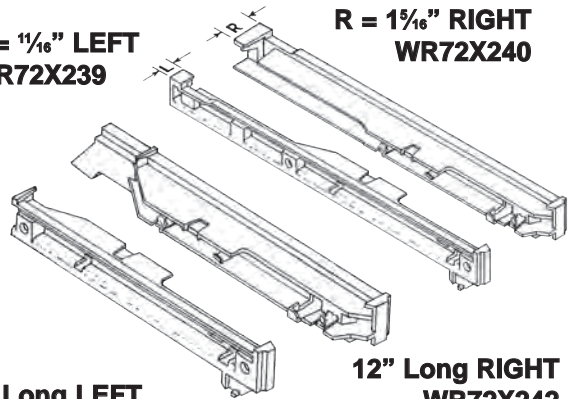
others WR71X

### CRISPER DRAWER GLIDES ALSO USED FOR MEAT PANS & UTILITY DRAWERS

16" Long

L = 1 1/16" LEFT  
WR72X239

R = 1 5/16" RIGHT  
WR72X240



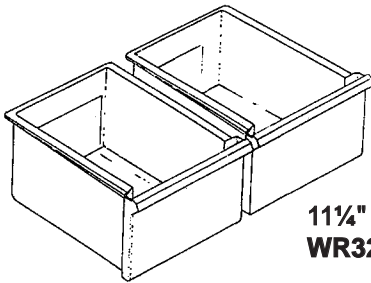
10" Long LEFT  
WR72X241

12" Long RIGHT  
WR72X242

# REFRIGERATOR PARTS FOR GENERAL ELECTRIC - HOTPOINT


# General Electric

**OPAQUE WHITE DOUBLE - WIDE  
COVER INCLUDES GUIDES FOR WIDE PAN OR TWO NARROW PANS**



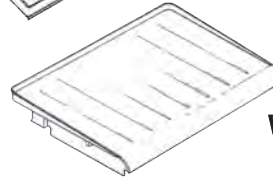
**11¼" WIDE  
WR32X1455**

**WR32X1094  
OLD  
STYLE**




**21½" WIDE  
18¼" DEEP**

**NEW STYLE**



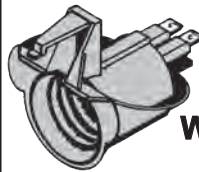
**WR32X10398**

**WIRE SHELF 24¾" X 14¾"**




**WR71X10378**

**BLACK PLASTIC SOCKET  
FOR 40W LAMP**



**WR2X9391**

**12V LAMP SMALL BASE  
WR01X37886**



## SQUARE FAN & LIGHT SWITCHES

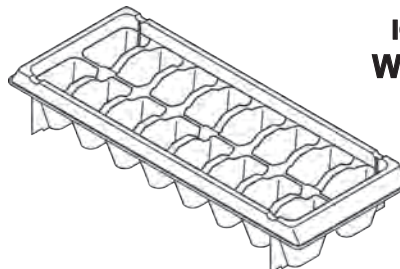
1½" x 7/8" - 3/16" Terminals

<u>Part No.</u>	<u>Amps</u>	<u>Term.</u>
<b>FAN &amp; LIGHT SWITCH - SPDT</b>		
<b>WR23X427</b>	2½	3
<b>WR23X21444</b>	8	3
<b>LIGHT SWITCH - SPST - N.C.</b>		
<b>WR23X10725</b>	8	2
<b>WR23X31507</b>	2.5	2

**LED LIGHT ASSEMBLY  
WR55X26671**



**ICE TRAY  
WR30X311**



OEM  
GENERAL  
ELECTRIC

## TEMPERATURE CONTROLS FOR REFRIGERATORS & FREEZERS

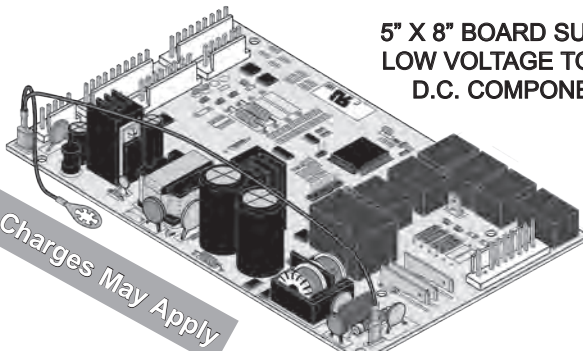
### MAIN BOARD WR55X10942C

FOR SINGLE SPEED COMPRESSORS  
WITH SINGLE EVAPORATOR

Replaces:

WR55X10335, WR55X10151,  
WR55X10552, WR55X10656  
and many other numbers-

Includes Instructions



5" X 8" BOARD SUPPLIES  
LOW VOLTAGE TO MANY  
D.C. COMPONENTS

### FOR MAIN BOARD

#### HI-LIMIT WITH FLAT CLIP L140-30



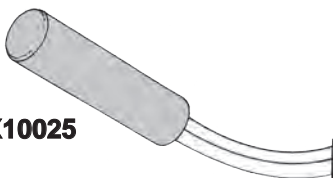
**WR50X10068**  
(WR50X10054)

### OTHER POPULAR MAIN BOARDS



**WR55X10956**  
(200D4864G049)

### THERMISTOR 18" WIRES 5/16" DIAMETER

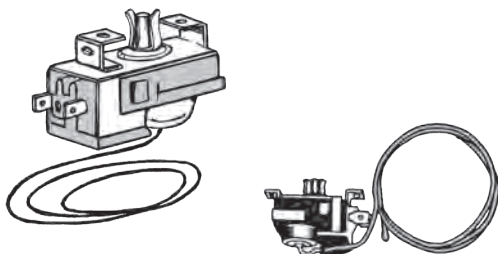


**WR55X10025**

### FOR DUAL EVAPORATOR MODELS WR49X10152

(WR49X10147, 200D4864G023)

Kit with Inverter Harness & Complete Instructions

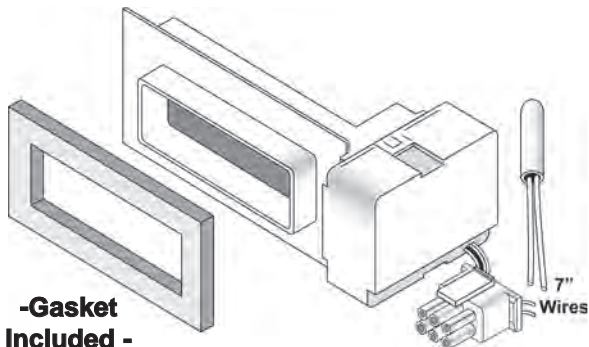


### CAPILLARY STYLE

**Part No.**      **Factory No.** **Cap Length**  
**WR09X26874**    1 3/4" Lg. "D" Shaft -

**WR09X20002**    245D1262P001    15"

### DAMPER CONTROL w/ BLOCK & REMOTE SENSOR WR09X10050



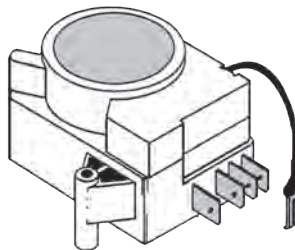
**-Gasket  
Included -**



## DEFROST TIMERS – CALL FOR QUANTITY PRICES

Wire terminals are Straight or Bent (S or B)  
 TM wires are Movable or Non-movable (M or N)  
 Some are kits with brackets, adapters & instructions.

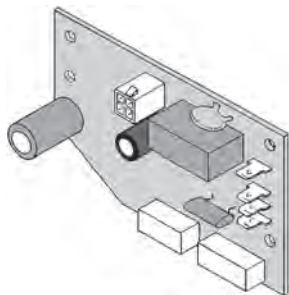
**NEW STYLE  
 ALL PLASTIC**



**GROUND WIRE  
 NOT REQUIRED**

<u>Part No.</u>	<u>Cycle</u>	<u>Defrost</u>	<u>Features</u>
WR9X480	6H	25M	B M
WR9X482	8H	30M	B N
WR9X483	10H	35M	S N
WR9X489	16H	35M	S N
WR9X502	6H	25M	S N
WR9X520	15H	44M	S N
WR9X565	10H	45M	S N
WR09X10041	12H	33M	S N

## ADAPTIVE DEFROST CONTROL



Board is  
 2½ X 4¼  
**WR55X21623**  
 (WR55X10900, WR55X10397,  
 WR55X11211)

## TERMINATION THERMOSTATS



**WITH  
 FLAT  
 CLIP**

L 64° - 41°F  
**WR50X10071**

L 58° - 30°F  
**WR50X10025**



**DEFROST LIMITS  
 – KIT WITH STRAP**

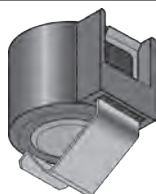
<u>Part No.</u>	<u>Limit</u>
WR50X50	50°F
WR50X55	55°F
WR50X60	60°F

**FOR EXACT REPLACEMENT OR  
 FIT-ALL REPLACEMENTS**



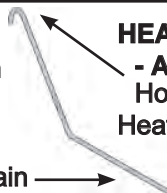
**WITH CLIP AT-  
 TACHED**  
**Part No. Limit °F**  
**3/8" CLIP**

WR50X129	50°F
WR50X10010	55°F
WR50X122	60°F
<b>1/4" CLIP</b>	
WR50X133	55°F
WR50X134	63°F
WR50X124	72°F



L 40° - 30°F  
**WR50X10065**

**WR2X9393**  
 Keeps Heater Drain  
 Clear of Ice



**HEAT PROBE  
 - ADD ON -  
 Hook on to  
 Heater Frame**

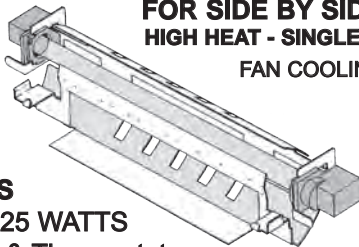
Into Drain →

**FOR SIDE BY SIDES - HEATER KITS**  
**HIGH HEAT - SINGLE TUBE - DOUBLE TUBE**  
 FAN COOLING REQUIRED

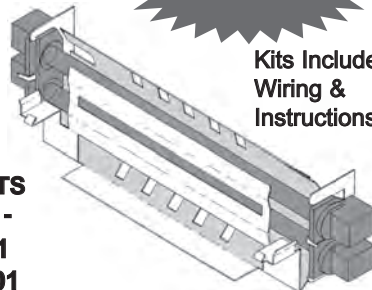


Kits Include  
 Wiring &  
 Instructions

**12" HEATERS**  
 12" LONG - 725 WATTS  
 With Harness & Thermostat  
**WR51X10029**  
 Heater Only  
**WR51X10055**

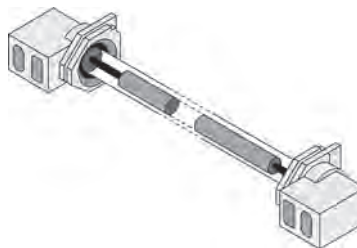


**9" HEATERS 575 WATTS**  
 - INTERCHANGEABLE -  
 Single Tube **WR51X10031**  
 Double Tube **WR51X10101**




**GLASS TUBE**  
**19 1/4" LONG**  
 With Latest Type  
 Ends

**WR51X10038**  
 (WR51X10051)



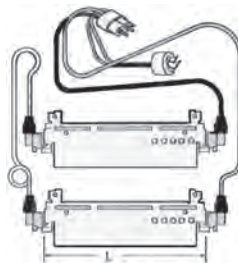
**TWO HEATER KITS**  
**SHIELDS & WIRES INCLUDED**

Wires 11 3/4" O.C.  
**WR49X392**



**7 1/2" GLASS**  
**TUBES**  
**WR51X442**

**10 1/2" GLASS**  
**TUBES**  
**WR51X443**

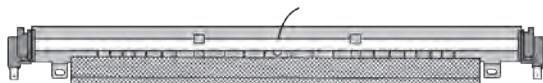
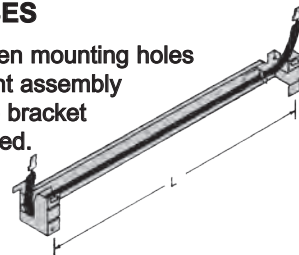


**DEFROST**  
**HEATER KITS**  
**WITH PLUG-IN**  
**HARNESS AND CLIP-ON**  
**TERMINATOR**  
 Measure old bracket or  
 glass tube

## STEEL TUBES TO REPLACE GLASS TUBES

Original Glass	L	New Steel
WR51X314	25"	<b>WR51X466 (432)</b>
WR51X319	19 1/2"	<b>WR51X464 (367)</b>
WR51X317	21 1/2"	<b>WR51X465 (368, 448)</b>

"L" is distance between mounting holes  
 defrost element assembly  
 Complete - bracket  
 included.



**WR51X444**

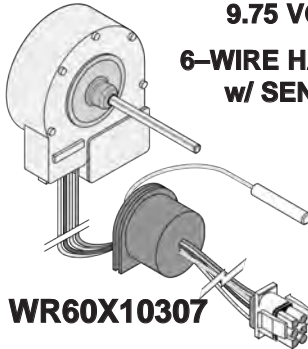
**EXPOSED GLASS 20 1/4"**  
**TERMINALS O.C. 21 1/4"**  
**SHIELD NOT INCLUDED**

# REFRIGERATOR PARTS

FOR GENERAL ELECTRIC - HOTPOINT

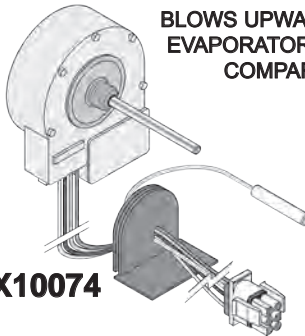
# General Electric

## 9.75 VOLTS D.C. EVAPORATOR MOTOR 1/8" SHAFT



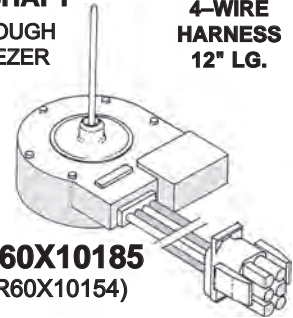
**6-WIRE HARNESS  
w/ SENSOR**

**WR60X10307**



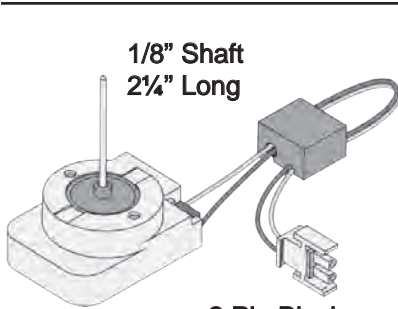
BLOWS UPWARD THROUGH  
EVAPORATOR IN FREEZER  
COMPARTMENT

**WR60X10074**



**4-WIRE  
HARNESS  
12" LG.**

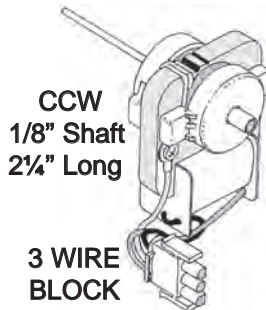
**WR60X10185**  
(WR60X10154)



1/8" Shaft  
2 1/4" Long

2 Pin Block

**WR60X10257**  
"AC/DC"  
(WR60X10129)

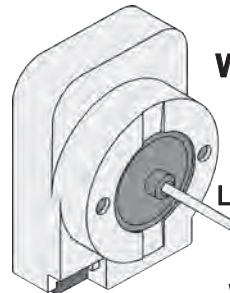


CCW  
1/8" Shaft  
2 1/4" Long

3 WIRE  
BLOCK

115 V. • 7.4 W  
3/8" STACK

**WR60X10172**  
(WR60X10117, X10057)

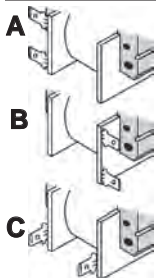


115V • 3.0W  
"AC/DC"

**WR60X21887**  
1/8" X 2 1/4"  
CCW Shaft  
Red & Blue  
Leads & Ground  
Wire

3 Wire  
Male  
Block

**WR60X31522**  
1/8" X 2 1/2"  
Orange & Black  
Leads

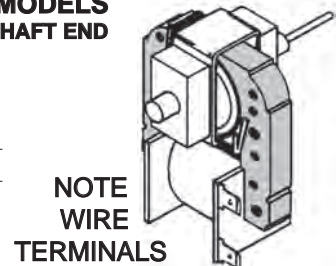


### EVAPORATOR MOTORS FOR LATE MODELS

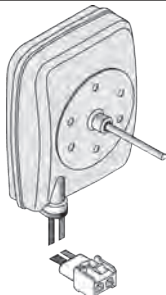
1/8" SHAFT, 1" LONG - 3/8" STACK - CCW SHAFT END

Shaft Length	Terminal Location	Part No.
1"	B	<b>WR60X203</b>
1 3/4"	B	<b>WR60X10008</b>

Popular Styles See Chart Left  
\* Alternate wiring jumpers included



NOTE  
WIRE  
TERMINALS

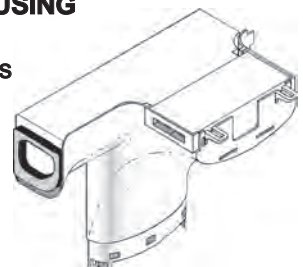


**WR60X26085**  
1/8" X 1 1/8" Shaft  
CCW  
115V 2.8W  
2 Wire

### FOAM-FILLED PLASTIC HOUSING

Replaces **WR60X10070**  
Complete instructions. Includes  
parts for inlet nozzle upgrade  
D.C. Motor & Vent Damper  
- In Housing -  
6 Wire Connector Block

**WR49X10091**

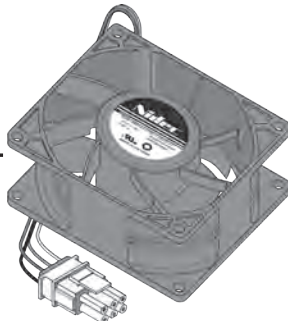


OEM  
GENERAL  
ELECTRIC

## EVAPORATOR MOTOR

### WR60X26866

4 Wire 8" Harness  
- 13.6 V DC - 0.16 A -  
239D1412P006  
(If programming is  
needed, use module  
WR98R4546322)

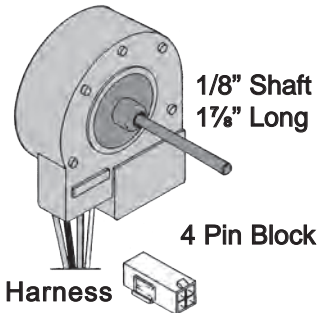


### WR60X10209

(10155)  
11.3 V DC • 2.2W

### WR84X10055

11.5 V DC  
2.45W



## CONDENSER MOTORS


### 2-WIRE MOTOR with Block

1/8" X 2"  
CCW Shaft

26866115V • 4.7W

### WR60X10348

(WR60X10241,  
WR60X10140, WR60X10350)  
Female Block



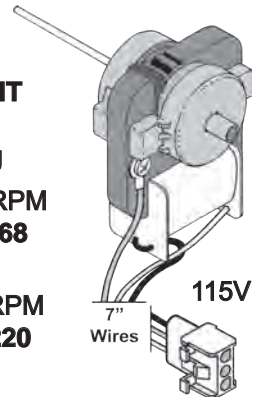
### CCW • HUB MOUNT 1/8" Shaft • 1 1/4" Long

11W • 2200 RPM

### WR60X10168


9W • 1750 RPM

### WR60X10220



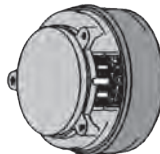
### Evaporator Motor for Older Refrigerators

### WR60X162



**CCW SHAFT END**  
w/ New Front Bracket &  
Instructions


## 2 WATT GE UNIT BEARING - CW FROM REAR



### EXACT WITH 3-PIN TERMINALS

### WR60X187

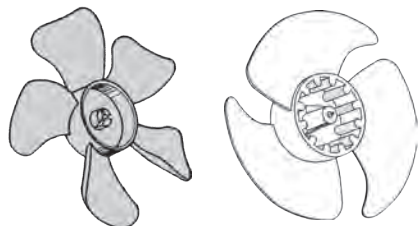
(REPLACES  
WR60X179 & 12001314)



**GENERAL PURPOSE**  
115V WITH LEAD WIRES  
**MOST POPULAR**  
**WX4X988**

## FAN BLADES FOR 1/8" SHAFT EVAPORATOR & CONDENSER

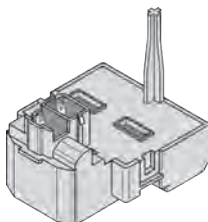
Dia.	Wings	Color	CW/CCW	Part No.
4 1/4"	5	-	CCW	WR60X114
4 1/4"	5	Black	CW	WR60X123
4 3/8"	5	Black	CW	WR60X10204
4 1/2"	3	White	CCW	WR60X10205
4 5/16"	5	White	CCW	WR60X30922



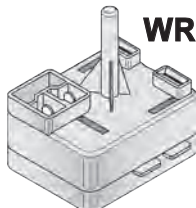


**RELAY & OVERLOAD ASSEMBLY**

**WR07X10097**  
319RFBYY-53DBF2AB



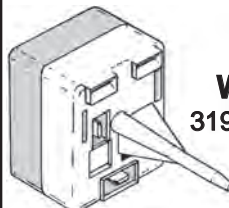
Overload is marked:  
314LFBYY-53EGZ0AB  
Relay is marked:  
55P15A314LF 01 D11R



**WR09X10105**

By KLIXON  
Overload is Marked

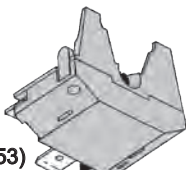
**WR09X10106**  
283UL BYY-53



**WR09X10107**  
319MFBYY-53FFK8L

**OVERLOAD FOR  
PUSH-ON RELAYS**

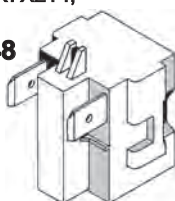
**WR8X122**  
(414RFBYY-53)



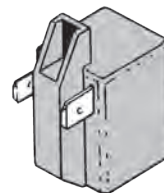
KLIXON

**SOLID STATE RELAYS - TWO POPULAR TYPES**

REPLACES WR7X214,  
216, 192, 194  
**WR07X26748**



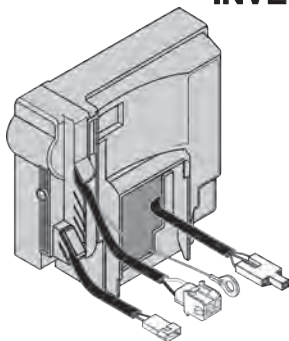
**WR07X10055**  
3-Wire



**INVERTER BOX**

Manufactured by Embraco  
Input 115 V  
Output 230V  
3.3 Amps 1/3 HP  
**WR49X10283**

Compressor Mount  
**WR87X29409**

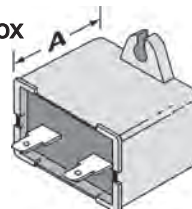


**CAPACITOR**

Potted in Plastic Box

A = 1 1/4"  
15µF

**WR55X24065**  
Includes  
Fibreglass  
Sleeve, Wire Tie  
& Instructions



A = 1 1/4"  
12µF

**WR55X24064**

**ICEMAKER HOOKUP**  
1/4" Tubing  
Connector

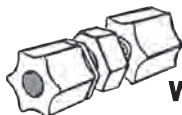
**WX08X10006**

1/4 Comp. Nuts  
with molded  
ball ends  
("Smart Connect")

72" Hard Grey  
Plastic Tubing



**5/16" PLASTIC COUPLINGS**

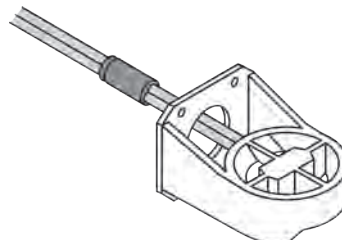


**WR02X11330**

**PUSH-IN**  
**WR02X11330**  
5/16" X 5/16"  
REPLACES  
WR2X8545

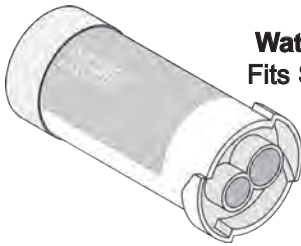


**FILTER HEAD &  
TUBING**  
**WR02X45206**



OEM  
GENERAL  
ELECTRIC

**ON-BOARD ICE MAKER FILTERS**



**XWFE**  
**Water Filter w/ RFID Chip**  
Fits SXS & Bottom Freezers

Bypass plug is  
**WR17X33825**

Replace every 6 mo.

**RPWFE**



Located either on FF door or Top Left side of FF section



**GSWF**  
Fits in Upper Right Corner of Fresh Food Compartment for Cysts, Lead, & Asbestos

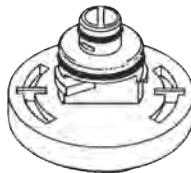
**Heavy Duty**  
Removes Cysts, Lead, Asbestos Plus Mercury, Benzene & Others.  
**MSWF**



**BYPASS PLUG**  
**WR17X22070**



**MWFP**



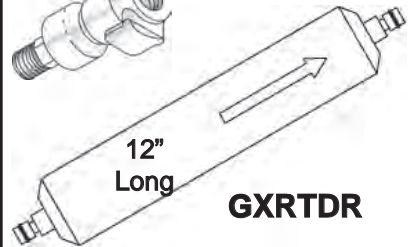
For Replacing Old Style CULLIGAN "ADAPTER"

**ADD-ON I.M. FILTERS**

Replaces GXITD, GXRTDQ & AP717

**New Style Quick-Connect Fittings**


**Mounts on Water Supply Copper or Plastic**



12" Long

**GXRTDR**

All fittings are included in this kit



**ISOLATION VALVE AND HARNESS ASSEMBLY**

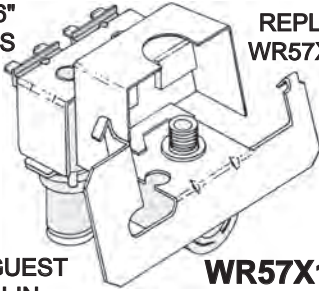
**WR57X30890**

**ICEMAKER VALVES**  
FOR GENERAL ELECTRIC - HOTPOINT

**General Electric**

**VALVE KIT**  
**WITH DOUBLE WING BRACKET**

1/4" & 3/16"  
TERMINALS



REPLACES  
WR57X10018

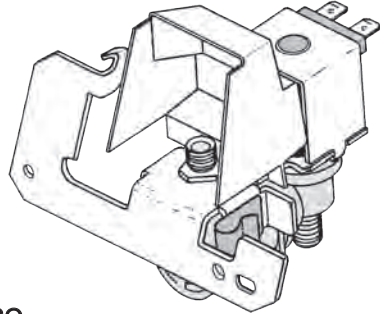
JOHN GUEST  
PUSH-IN  
OUTLETS

**WR57X10051**

Kit Includes 2 Wire Adapters &  
Mounting Instructions

**FOR ELECTRONIC ICEMAKER**  
**VALVE FOR IM4, 5, 6**

**WR57X10033**



ALSO  
REPLACES  
WR57X90 & WR57X95  
(RE-USE OLD MOUNTING BRACKET IF  
NECESSARY)

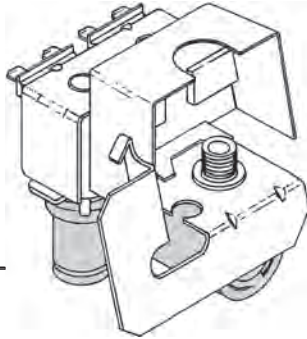
**VALVES WITHOUT WIRE ADAPTERS**

2 OUTLETS & PLASTIC  
SHIELD AS SHOWN  
**WR57X33326**

SINGLE OUTLET  
- NO SHIELD  
**WR57X10023**

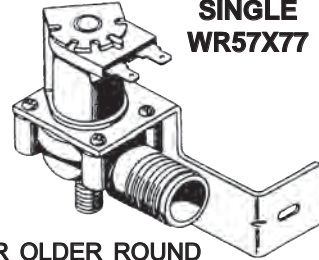
**WITH SINGLE WING BRACKET - TWO STYLES**  
**- COMPRESSION OUTLETS -**

1/4" & 3/16"  
TERMINALS



WITH SHORT BRACKET  
**WR57X10050**

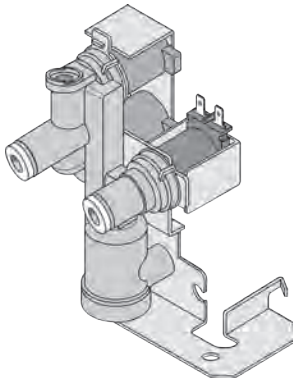
**SINGLE**  
**WR57X77**



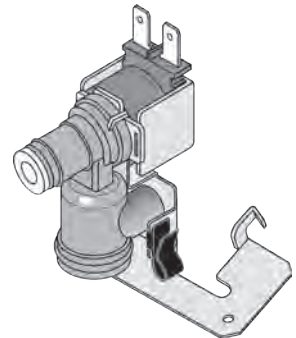
FOR OLDER ROUND  
CUBE ICEMAKERS

**VALVES WITH JOHN GUEST OUTLETS**  
**1/4" COMPRESSION INLETS**

**DOUBLE**  
**WR57X10070**  
3 Coils

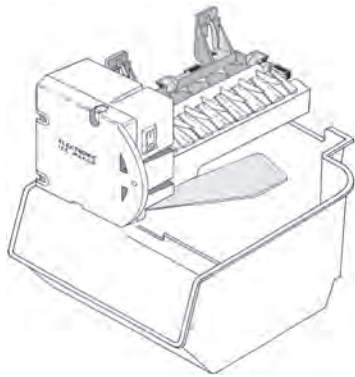


**SINGLE**  
**WR57X10086**



OEM  
GENERAL  
ELECTRIC

**LATEST IM6D ELECTRONIC ICEMAKER KIT**  
**REPLACES IM3, IM4, IM5 AND PRIOR IM6 TYPES**



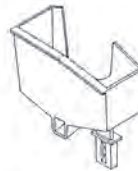
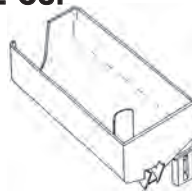
**IM Kit with new style cover for optional end mounting**

**KIT INCLUDES:**

- ICEMAKER ASSEMBLY
  - INLET VALVE, TUBING AND FILL TUBES
  - BOTH TYPES FILL CUPS
  - 2 TYPES OF ICE STORAGE BUCKETS
  - SCREWS & OTHER SMALL PARTS
  - COMPLETE INSTRUCTIONS
- \*\* NO LONGER CONTAINS POWER CORDS \*\***  
(SEE WR30X10093)

**IM6D**

**CENTER-MOUNTED FILL CUP      END-MOUNTED FILL CUP**



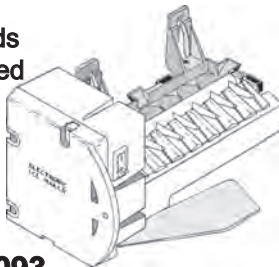
**ROUNDED CRESCENT CUBES**



**ICEMAKER SHORT KIT FOR IM6**  
**(with New Style Cover)**

**INCLUDES:**


- Power Cords
- End-mounted Fill Cup



**WR30X10093**

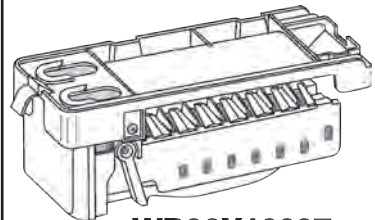
Replaces: WR30X318, 328, 10014, & 10061

**ICEMAKER REPLACEMENT KIT FOR R600A MODELS**



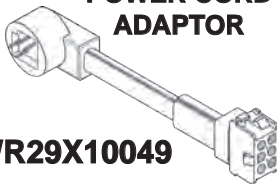
**WR30X30972**

**7 CUBE ICEMAKER IMC701 Samsung 10 Pin Power Cord For French Door Models with Ice Dispenser**



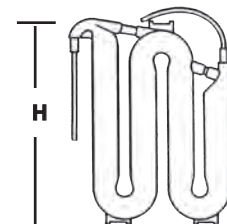
**WR30X10097**  
(DA97-05422A)

**POWER CORD ADAPTOR**



**WR29X10049**

Included with WR30X10093  
NOT with IM6D



**WATER RESERVOIRS**

Part No.	H	Tube Lengths
WR17X4358	9"	53" & 63"
WR17X10734	9"	24" & 63"
WR17X11440	8½"	-

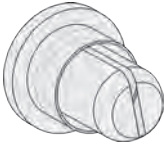


**ICEMAKER PARTS**  
FOR GENERAL ELECTRIC - HOTPOINT

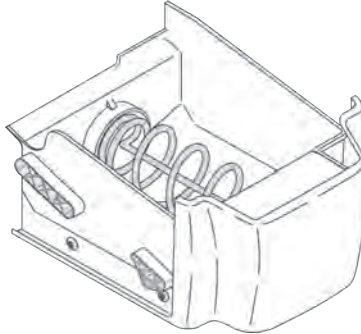
**General Electric**

**DRIVE CUP**

Use In WR17X11447



**WR17X11459**



**ICE BUCKET ASSEMBLY  
WITH METAL AUGER  
& CRUSHER  
WR17X11447**

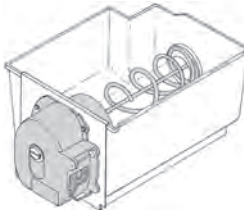
**ICE BUCKET ONLY**

for old IM1 - IM6 Icemakers  
12" Wide



**WR30X10154**

**ICE BUCKET ASSEMBLY WITH AUGER AND CRUSHER**



Bucket w/Metal  
Auger

**12½" Wide Bucket**  
for 24-27 CU. FT.  
SIDE BY SIDE  
**WR17X4312**  
(WR17X2898)

**9½" Wide Bucket**  
for 20-22 CU. FT.  
SIDE BY SIDE  
**WR17X4310**  
(WR17X2899)

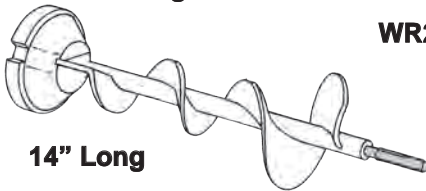
FOR LATE SIDE X SIDE WITH PLASTIC AUGER		
<u>WIDTH</u>	<u>BARE BUCKET</u>	<u>ICE BUCKET ASSM.</u>
W = 9½"	-	<b>WR17X23191</b>
W = 12¼"	<b>WR30X10016</b>	<b>WR17X23255</b>

Also Available As Separate Items

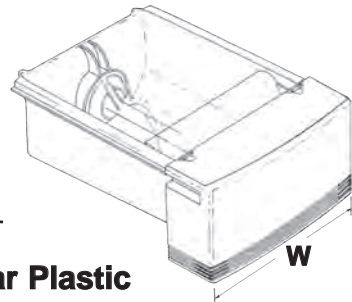
Note:  
WR17X vs.  
WR71X

**Auger with Clear Plastic Helix**

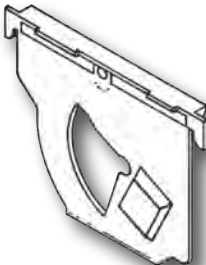
**WR29X43990**



14" Long



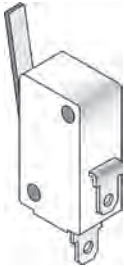
**Crusher Inlet Cover Clear Plastic**  
**7½" Wide**



Mold#  
197D2265P002  
**WR17X11497**

OEM  
GENERAL  
ELECTRIC

**DISPENSER SWITCH**

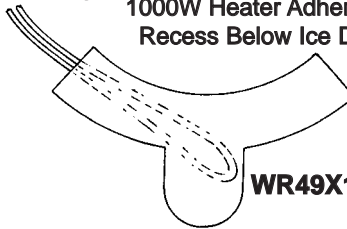


**WR23X10783**  
(WR23X10224,  
243B2524P3)

**ICING KIT FOR  
DISPENSER TUBE**

Wires  
9" Long

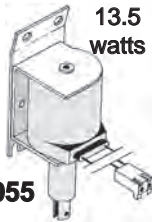
1000W Heater Adheres to  
Recess Below Ice Door



**WR49X10173**

**ACTUATOR SOLENOIDS**

14.1 V-DC



13.5  
watts

**WR62X10055**



120 V

**WR62X107**

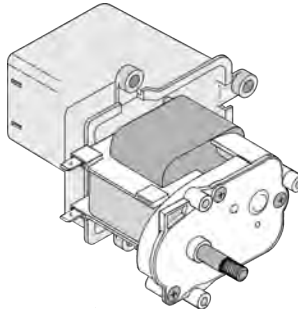
**WR62X23154**

Solenoid Cube Service Kit, Includes  
Armature, (2) 1/4" Hex Screws & (2)  
Tooth Washers



**CRUSHER MOTOR**  
New Style CW & CCW  
CCW ROTATION  
R.H. THREAD  
**WR60X10262** (10236)

CW ROTATION  
L.H. THREAD  
**WR60X10258** (10230)



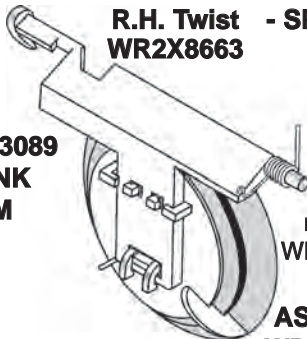
**BOOT**  
Clear Soft  
Vinyl  
**WR02X11295**

Keeps Crusher Motor Dry  
5/16" - 16  
SHAFT

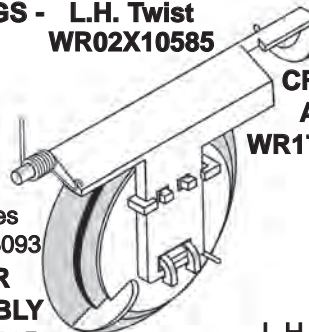
**ICE DUCT DOOR & SEAL**

R.H. Twist - SPRINGS - L.H. Twist  
**WR2X8663** **WR02X10585**

**WR17X3089**  
**CRANK  
ARM**



replaces  
**WR17X3093**  
**DOOR  
ASSEMBLY**  
**WR17X11653**



**CRANK  
ARM**  
**WR17X10706**

L.H. Spring  
Parts

# FOOD WASTE DISPOSERS

General Electric

**disposall**®

## E-Z MOUNT FOOD WASTE DISPOSERS

MOST POPULAR  
1/3 HP  
GFC320N



1/2 HP  
GFC520N

CALL FOR  
QUANTITY  
PRICES

SUPER  
QUIET  
SOUND  
PACKAGE

3/4 HP  
GFC720N



S.S. Grinding  
System

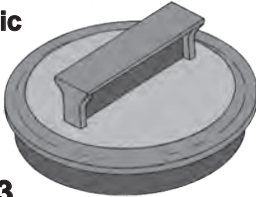
S.S. AntiJam  
Blades

QUIET  
SOUND  
PACKAGE

1/2 HP  
GFC530N

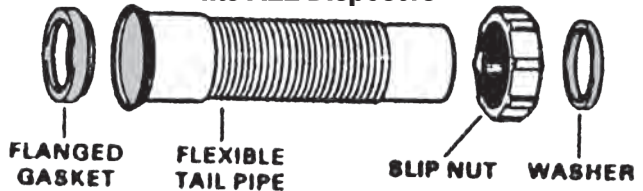


**BLACK STOPPER**  
All Plastic



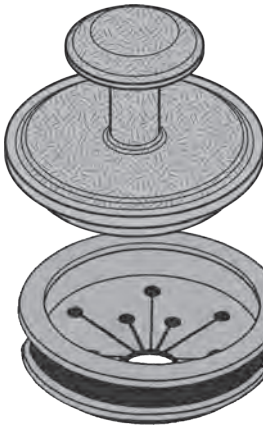
2 1/2" Dia.  
WC11X10003

**FLEXIBLE DRAIN ADAPTER**  
fits ALL Disposers



WC14X29

## DRAIN GUARDS

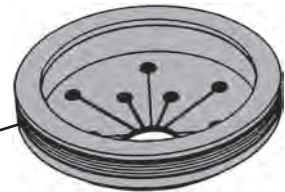


WC11X20163  
STOPPER &  
DRAIN GUARD KIT  
(REPLACES  
WC03X10010)

NOTE  
RECESSED  
EDGE

WC3X124  
(REPLACES WC3X89)

NOTE  
RIBBED  
EDGE



## COMPACTOR BAGS

General Electric

FIT ALL BRANDS  
AND TYPES OF  
COMPACTORS

WX60X1

15 PACK



Fits Both  
Rectangular  
& Round

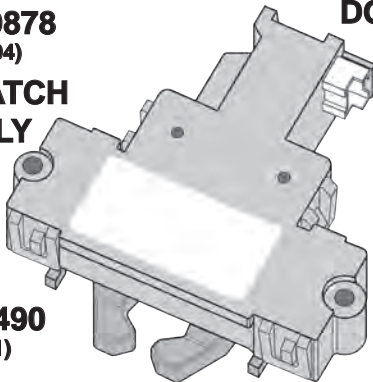
15 BAGS & TIES:  
2 FT. 3 IN. X 2 FT. 8 IN.  
X 3 MIL.

OEM  
GENERAL  
ELECTRIC

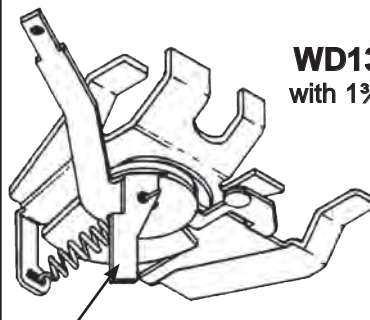
**DOOR LATCHES**

**WD01X29878**  
(265D1214G004)

**DOOR LATCH ASSEMBLY**



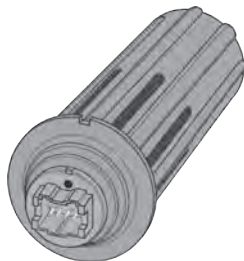
**WD21X10490**  
(265D1214G001)



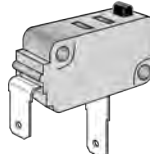
**WD13X10003**  
with 1¼" Actuator

Measure Length of Door Switch Actuator

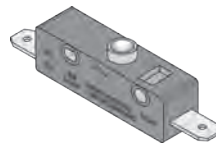
**WD21X10519**  
**DISHWASHER FLOAT SWITCH**  
(7 Pin Connector)



**INTERLOCK SWITCH**

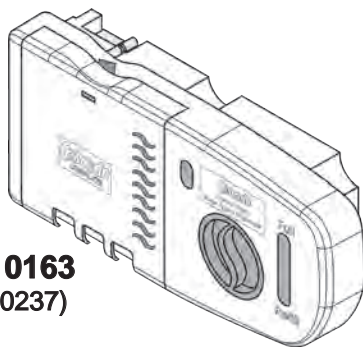


**WD21X10224**



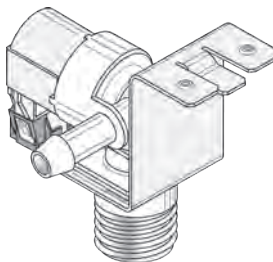
**WD21X10261**

**DETERGENT DISPENSER MODULE RINSE AND CAP ASSEMBLY**

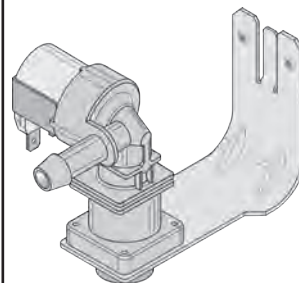


**WD12X10163**  
(WD12X10237)

**WD15X26140**  
**WATER VALVE & HARNESS**  
(WD15X24213)

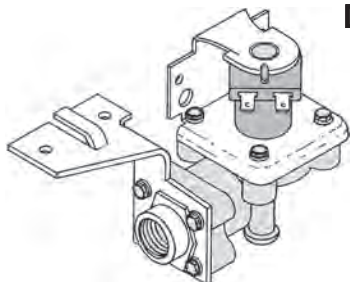


**WD15X10014**



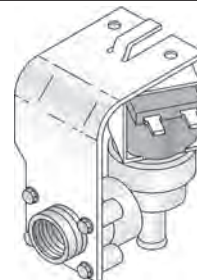
**DISHWASHER INLET VALVES**

Either of these Valves will replace the other (and other very early models) by using the bracket from the original valve



For Older Models  
Mounts On Left  
Leg Brace  
**WD15X93**

For Latest Models  
Mounts On Front  
Horizontal Brace  
**WD15X10003**





# DISHWASHER PARTS

FOR GE - HOTPOINT

# General Electric

## SOFT BLACK DOOR GASKET

**WD08X10018**

72" Long

1/2"

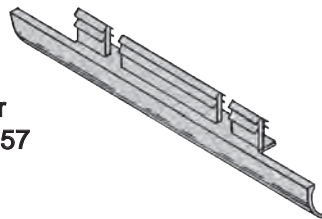


## GASKET INSERT


4" Long

For Bottom of Door  
Used with WD8X10057

**WD08X10015**



## GREY DW DOOR GASKETS



**TOP AND SIDES**

**BOTTOM CORNERS NOTCHED**

5/16" TALL

**WD08X10057**



L.O.A. 89"

1/2" TALL

**WD08X10016**



L.O.A. 99"

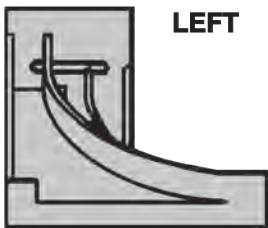
1/2" TALL

**WD08X23476**




L.O.A. 72"

**LEFT**



**RIGHT**



## TUB CORNER SEALS

BLACK RUBBER

**WD8X228**

**WD8X227**

## RINSE AID INJECTOR

Fits Inside Door Panel



**WD35X10346**  
(WD12X398)

## RINSE AID FILLER CAP

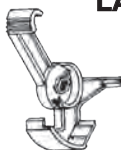


"FULL" Mark on Stem  
**WD12X10284**  
(WD12X409)

## DETERGENT CUP LATCH PARTS

**WD16X297**  
(WD12X24237)  
**COVER**

**WD16X10011**  
**LATCH**



**NEW STYLE**

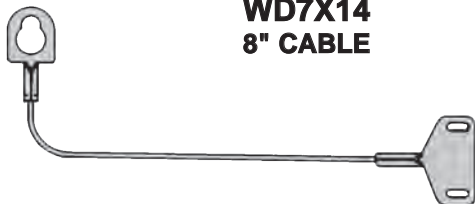
THIN EDGE



**WD3X764**  
**SPRING**




**WD16X313**  
**HANDLE**



**WD7X14**  
**8" CABLE**

## HINGE LINK

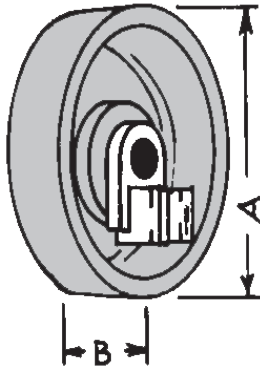
1 3/4" Long  
Connects Door Hinge  
to Spring



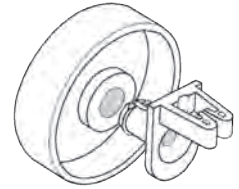
**WD14X10009**

OEM  
GENERAL  
ELECTRIC

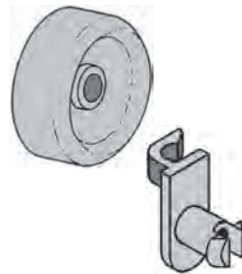
**GE RACK ROLLERS**  
with plastic shaft and rack clip  
**WD12X271**  
White  
A=1 1/4" B=3/4"



**ROLLER KIT**  
1 1/4" Dia. 1/2" Tread  
**WD35X21038**  
(WD12X10267, 151B9538)  
Set of 8



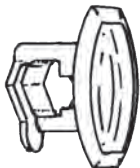
**LOWER RACK ROLLER**  
**WD12X26146**



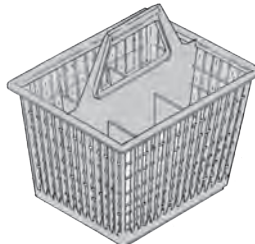
**ROLLER & AXLE/CLIP KIT**  
**WD35X21041**

6 - WD12X10136  
6 - WD12X10277

**END CAP FOR RACK SLIDE**



**WD12X10304**  
(WD12X344)



**GRAY**  
**WD28X265**

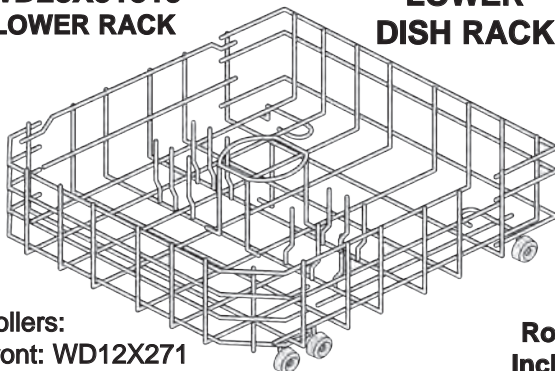
Silverware Basket  
Halves are  
No Longer  
Available

Gray Replaces  
Silver & Blue

←  
Substitute 1-Piece  
Silverware  
Baskets

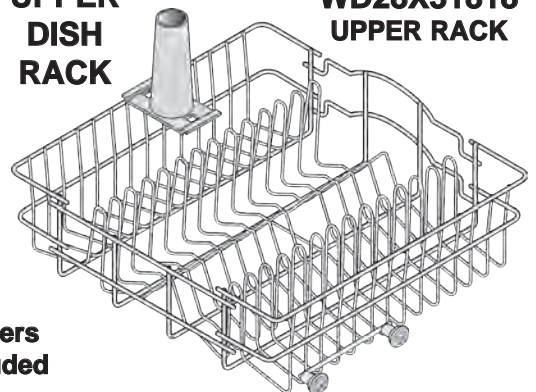
## POPULAR DISHWASHER RACKS 20 1/2" WIDE

**WD28X31819**  
**LOWER RACK**



**LOWER DISH RACK**

**UPPER DISH RACK**

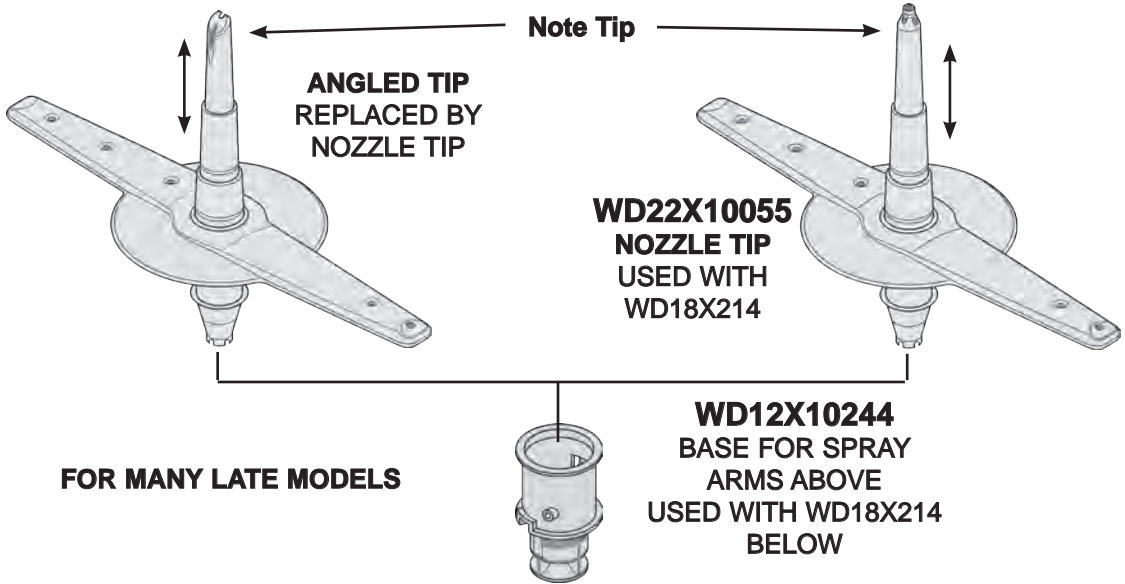


**WD28X31818**  
**UPPER RACK**

Rollers:  
Front: WD12X271  
Rear: WD12X10267

**Rollers Included**

**SPRAY ARM, HOUSING AND POP-UP ASSEMBLY**  
**POP-UP TOWER COLLAPSES INTO HOUSING**



**WD22X154  
SPRAY ARM  
& POP-UP  
W/ ANGLED TIP**

Replaces Many Older  
Styles with 6 Spray  
Holes in Arm



**LOWER WASH ARM  
WD22X33499**



**CONNECTOR UNDER TUB  
RH FEMALE THREADS  
WD18X214**

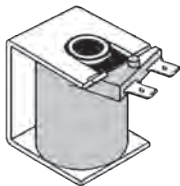
## PUMP IMPELLER & SEAL KIT



**WD19X10032**

(REPLACES WD19X62, WD19X10036)

## FOR OLDER MODELS

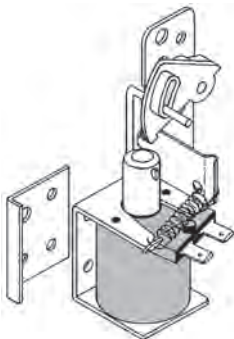


## DIVERTER SOLENOID

**WD21X802**

INCLUDES PLUNGER AND ALL LINKAGE PARTS – SUPPLIED WITH WD26X10013 MOTOR KIT

## DRAIN SOLENOID KIT



Includes all parts shown plus screws & “E” ring. complete instructions

**WD21X10060**

Optional Bracket for Electronic Drain Feedback Switch - NOT IN KIT-

Popular Parts for Drain Trip Shaft

**WD8X181**

Water Seal



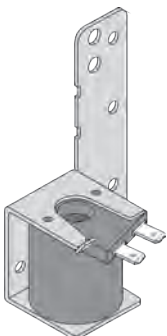
**WR2X7054**

Push-Nut (WD2X429)

## DRAIN SOLENOID & BRACKET

INCLUDED IN WD21X10060 KIT

**WD21X10268**



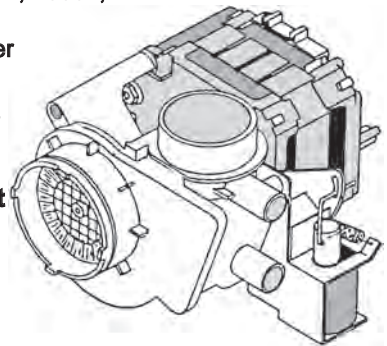
Replaces shaded pole motors used for over 30 years.

Replaces WD26X77, 10007, 10011 & others.

Capacitor and other kit parts included.

**WD26X10013**

Permanent Split Capacitor



## MOTOR - PUMP ASSEMBLY

FOR LATEST MODELS

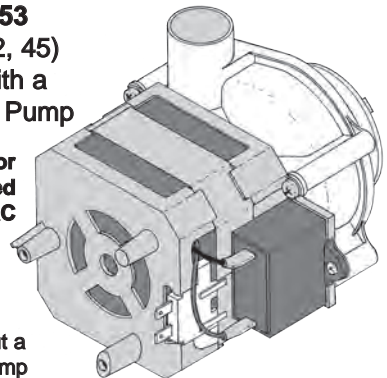
115V • 1.5A • 3150 RPM

**WD26X10053**

(WD26X10022, 45)

for Models with a Separate Drain Pump

Capacitor Included  
10µF - 300VAC



**WD26X10051**

for models without a separate drain pump

**WD19X25278**  
DISHWASHER  
DIVERTER  
VALVE

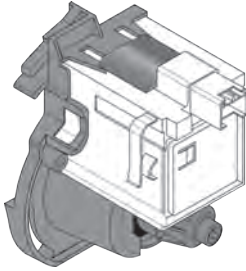




# DISHWASHER PARTS

FOR GE - HOTPOINT

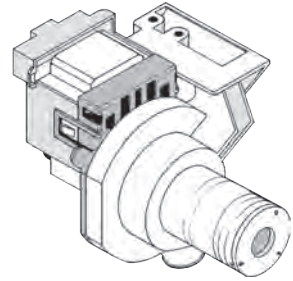
General Electric



## MOTORIZED DRAIN PUMPS

DISHWASHER DRAIN PUMP ASSEMBLY  
WD19X25461

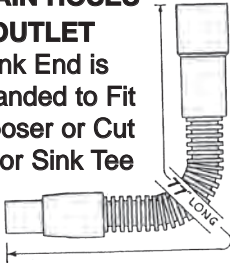
WD26X10016



## NON-KINKING DRAIN HOSES

### OUTLET

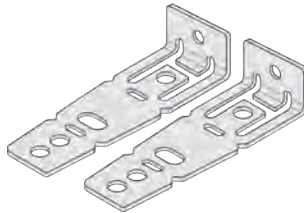
Sink End is Expanded to Fit Disposer or Cut Off for Sink Tee



WD24X10014  
INLET 5/8" I.D.

## COUNTERTOP MOUNTING BRACKET (2 required)

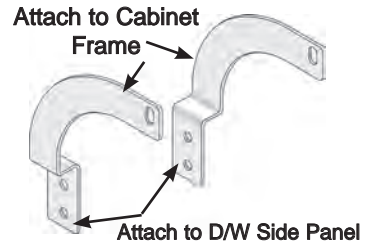
WD01X21740



## UNDER COUNTER MOUNTING KIT

Mounts as shown or upside down. Kit includes brackets, screws & instructions

### Granite Counter Top WX13X10001



# DRYER PARTS

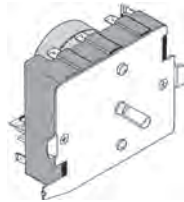
FOR GE - HOTPOINT

General Electric

## DRYER TIMERS - NEW - OEM

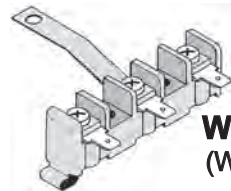
- GAS AND ELECTRIC

Part No.	Reference No.
WE4M527	234D1296P001
WE4M532	234D1296P004
WE4M533	234D1296P005
WE04X20089	234D1296P002
WE04X20415	234D1296P003
WE04X20416	234D1296P006
WE04X24550	234D2377P004
WE04X24551	234D2377P001
WE04X25586	234D2377P007
WE04X25280	234D2377P005



## TERMINAL BLOCK

NEW STYLE

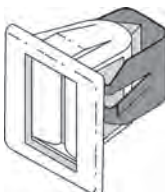


WE4M325  
(WE4M324)

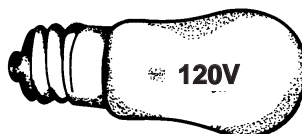
OEM  
GENERAL  
ELECTRIC

## DRYER DOOR LATCH

WE01X25316



## DRUM LIGHT LAMP



WE05X20431  
(WE4M305)


## FUSE

CCMR30A  
30A 120V



WE1M1002

## TWIST-TO-START SWITCHES - ROTARY MOMENTARY

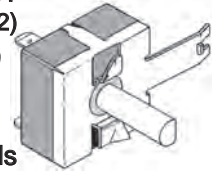


ASR2173-102  
**WE4X782**

ASR2373-103T  
**WE4X881**



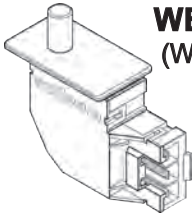
ASR2378-323T  
(WE4M326, 402)  
**WE4M519**



1" Square  
3/16" Terminals  
10 Amps

## DOOR SWITCH

**WE04X28977**  
(WE10X23879)  
3-Wire



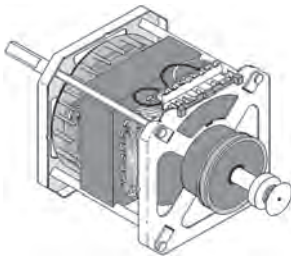
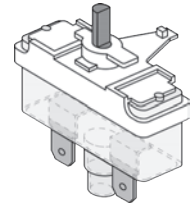
## DOOR SWITCH

**WE4M415**  
(WE4M335)  
3-Wire



## PUSH TO START SWITCH

**WE4M416**  
(WE4M367)



**NEW DRYER MOTOR**  
5KH26JJ112S "WE00X476" with  
2 MV Pulleys (4H & 4J)  
**WE17X10010**

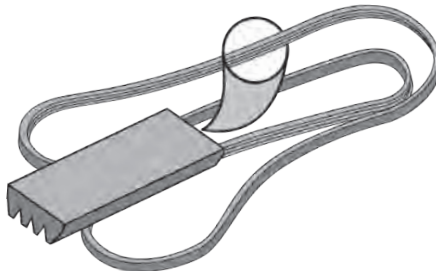
Replaces WE17X32, WE17M22,  
WE17X53 & Others



**DRYER IDLER PULLEY**  
**WE03X31620**

## "MV" MULTIVEE DRUM BELTS

Most Popular Belt  
**WE12X10014**  
(WE12X82)

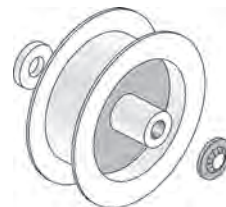


### GROOVE SIZE

Part No.	Length	Description
WE03X29897	4H 89	(WE12M29 & M22)
WE12X10014	4H 87	(X42 & X82)
WE12X10009	4H 87	For Late Models

WE12X10001 - Use WE12X10014 (X82)

## YELLOW PLASTIC IDLER PULLEY - for Torsion Spring Type - Bare Pulley **WE12X83**



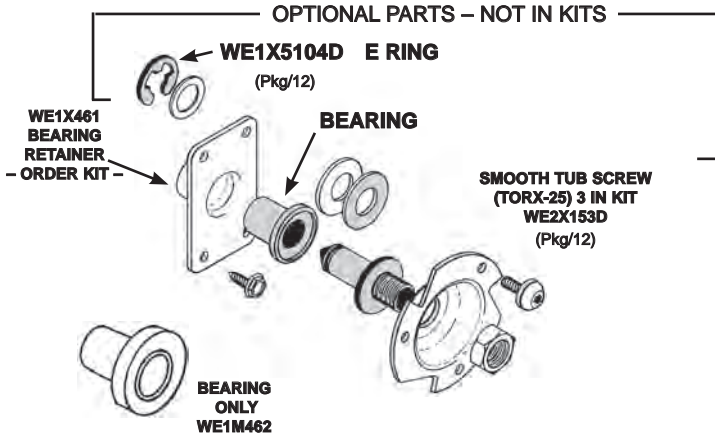
### PULLEY KIT

Replaces WE12X47 & WE1X759  
Kit includes WE12X83, spacer &  
keeper.

**WE12X81**  
**Kit for Coil Spring Type**

# DRYER PARTS FOR GE – HOTPOINT

# General Electric



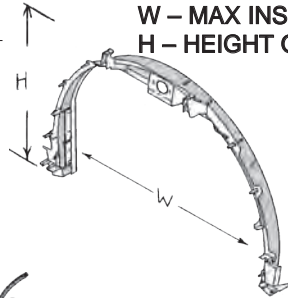
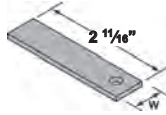
## DRUM SHAFT AND BEARING KIT WE25M40 (WE25X205)

H	W	Support Part No.	Use Glide No.	How Many
15"	20½"	WE3X77	WE3X87	3
10"	19½"	WE3M20 WE03X20570	WE1M481	4
10"	19½"	WE3M26	WE01X28589 WE1M504	2 2

## FRONT DRUM BEARING SUPPORTS AND GLIDES W – MAX INSIDE WIDTH H – HEIGHT OVERALL

### TEFLON GLIDES GLIDES NOT INCLUDED WITH SUPPORT

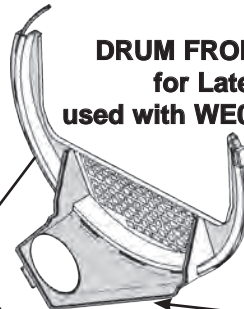
W	Hole Dia.	Glide Part No.	Color
1/2"	5/32"	WE3X87	Green
		WE1M1067	Dark Green
2 1/16"	5/8"	WE3M51	White
5/8"	3/16"	WE01X28589	Light Green
2 1/16"	5/8"	WE03X37320 WE1M504	Green White



GLIDES NOT INCLUDED WITH SUPPORT

## DRUM FRONT AIR DUCT for Late Models used with WE03X20570 above

**WE14X25080**  
(WE14M92)



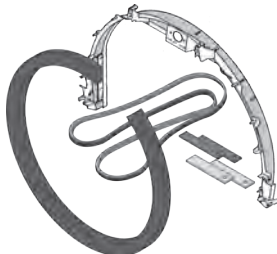
Felt Seal Included not available as Separate Item

Front Drum Felt Included also Available as a Separate Item

**WE09X27634**

3/16" X 9/16" 52" LONG

- Includes:
- (2) WE1M504 White Teflon Glide
  - (2) WE1M1067 Dark Green Teflon Glide
  - (1) WE03X20570 Support
  - (1) WE12M29 Belt
  - (1) WE09X20441 Front Drum Felt
  - (1) Instruction Sheet



## DRYER REPAIR KIT (with Instructions)



**WE49X20697**

OEM  
GENERAL  
ELECTRIC



**TOP BEARING w/  
FELTS  
WE14M124**

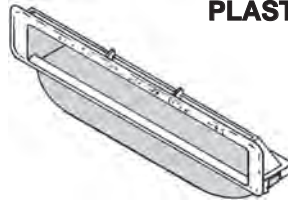
**LINT FILTER  
WE03X23881**



Plastic Frame 12 $\frac{5}{8}$ " Wide

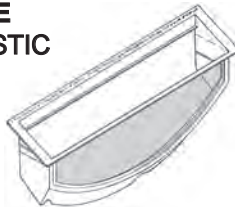
**WE18X26**

**PLASTIC ANGLE FRAME  
14 $\frac{1}{2}$ " WIDE**



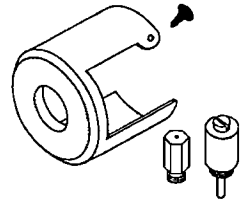
**WE18X54**

**90° PLASTIC FRAME**  
13 $\frac{1}{4}$ " Wide WHITE PLASTIC  
**WE18X25100**  
(WE18M19, 25, 28  
WE18M53)




**NATURAL - LP CONVERSION KIT  
WE25X217**

REGULATOR BLOCK  
ORIFICE AIR SHUTTER



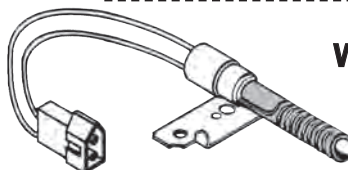
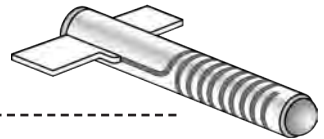
**COILS FOR "M" VALVE**

Split Coil  
3 Wire  
**WE4X692**  
(F91-3744)



2 Wire Main  
**WE4X693**  
(F91-3743)

**WE4X444**



**WE04X25996**  
(WE4X739)



**PLASTIC DOOR HANDLE**  
White  
**WE01X20419**

7 $\frac{1}{2}$ " Long

**DRYER DOOR HANDLE**



White  
**WE01X30378**



# DRYER PARTS FOR GE – HOTPOINT

# General Electric

## NEW ELEMENT & REAR PAN ASSEMBLY

### TWO BLOCKS

#### WE11M23

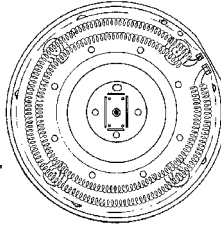
1/2" O.D. Twist

Two Ceramic Terminal Blocks

#### REPLACES

WE11M21 & WE25M27 - 7/16" Twist -

FITS 1/2" Spool



### ONE BLOCK

#### WE11X103

5/8" O.D. Twist

One Ceramic Terminal Block

#### REPLACES

WE11X90 – 3/8" Twist

WE11X91, 92 - 9/16" Twist -

Fits 5/8" Spool

### RESTRING KITS

Identify by block count, wire OD twist diameter or spool ID

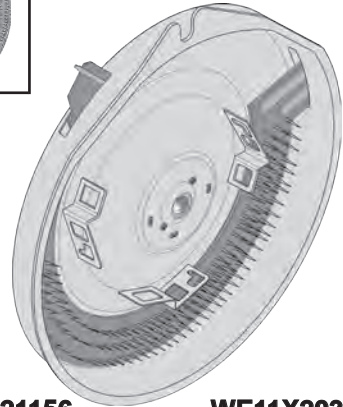
**WE11X203** – 1/2" O.D. TWIST – FITS 5/8" SPOOL

**WE11X10007** – 7/16" O.D. TWIST – FITS 1/2" SPOOL

DETAILED INSTRUCTIONS INCLUDED WITH EACH KIT



### MICA HEATER ASSEMBLIES



#### WE1X336D INSULATOR SPOOL (Pkg/12)

### DOUBLE HEATER COIL KITS

Incl. 2 Coils and 4 Terminal  
Bolts w/ Nuts & Washers  
Instructions Printed on  
Package.

#### FOR OLDER DRYERS

#### STANDARD VOLTAGE

(200-240)

**WE11X260**



### CERAMIC FUSE

#### WE1X21975

**3 AMP DRYER FUSE  
(ON REAR OF DRYER)**

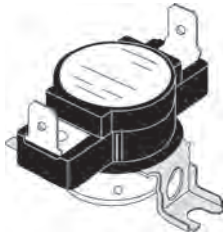


#### WE11X21156

Has opening for left  
hi-limit  
Hi-Limit is WE04X31037  
(L205F)

#### WE11X20397

No opening for hi-limit  
Hi-Limit is WE4M160  
(L210F)

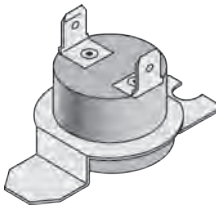


**Hi-Limit Thermostat  
L215/185  
WE04X25194**

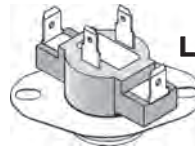
### HIGH LIMIT SAFETY

#### WE4M137

L315-65



**WE04X26139  
L385F**



**WE4M216  
L135-10 (540B146P011)**



**BIAS THERMOSTATS  
with 3/16" Heater Terminals**

**WE4M181  
L210-30  
(540B146P004)**

OEM  
GENERAL  
ELECTRIC


Match temperatures from old thermostats

© 1971 - 2024 w.d. armstrong corp.

605

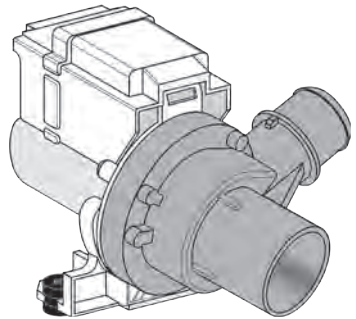
# General Electric

# 27" LAUNDRY CENTER



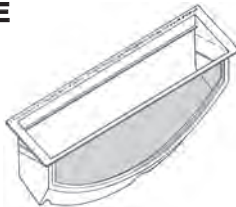
**MOTOR KIT  
WH49X25738**

**DRAIN PUMP 27"  
WH23X10040**



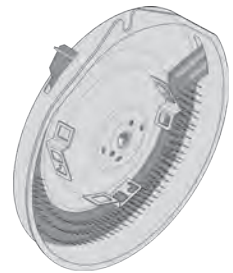
**90° PLASTIC FRAME  
WHITE PLASTIC**

**WE18X25102  
(WE18M52)**

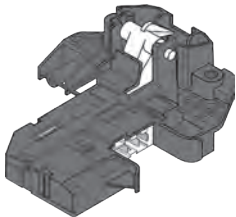


**MICA  
HEATER  
ASSEMBLY  
WE11M61 - 24"**

**WE11M62 - 27"**

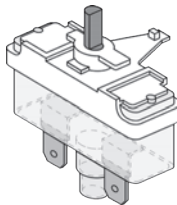


**LID LOCK 24" & 27"  
WH44X10288**




**PUSH TO START SWITCH  
24" & 27"**

**WE4M416  
(WE4M367)**



**WATER VALVE  
24" & 27"**

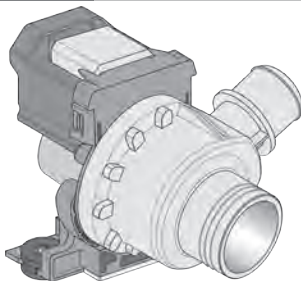
**WH13X27314  
(WH13X10064)**



# General Electric



# 24" LAUNDRY CENTER

**DRAIN PUMP 24"  
WH23X26206**



**MOTOR  
CONTROL  
BOARD**

**WH12X22744**



**WE18X20437  
LINT FILTER**

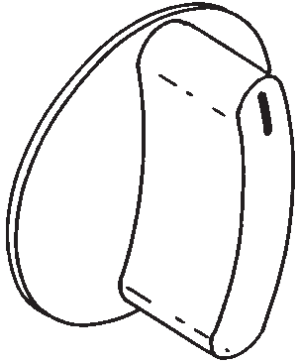


**WE22X35337  
GRID & TRACK  
ASSEMBLY**

# LAUNDRY KNOBS & DIALS

FOR GE - HOTPOINT

## General Electric



DRYER  
TIMER  
KNOB  
**WE03X25285**  
3" DIA.  
1/4" D SHAFT  
FLAT UP

**DRYER TIMER KNOB**  
**WHITE WITH CHROME RING**  
1/4" D Shaft Flat Up - 2 1/2" Dia.



**WE01X24552**

**For WASHERS**  
**WHITE KNOB**

With 1/4" D - Flat Left  
Chrome Trim Ring  
- Black Pointer -  
(KIP2241 175D3296)  
**WH01X10060**



1 7/8" Dia.

**-- FOR WASHERS AND DRYERS --**

White Knob  
with Blue Stripe  
**WH01X10313**



White Knob with  
Red Stripe  
**WH1X2721**

**1 3/4" DIA.**  
**1/4" D FLAT LEFT**

**KNOB For DRYERS**

With 1/4" D - Flat Left  
Chrome Trim Ring  
2 1/8" Dia.



<u>Part No.</u>	<u>Knob</u>	<u>Pointer</u>
<b>WH01X10462</b>	Dark Grey	Light Grey
	175D3296P001	
<b>WE01X20380</b>	Light Grey	Black

**KNOB & SKIRT**  
**For DRYERS**

With 1/4" D - Flat Up  
Chrome Trim Ring  
Skirt 2 3/4" Dia.



<u>Part No.</u>	<u>Knob</u>	<u>Pointer</u>
<b>WE1M654</b>	White	Grey
<b>WE01X20374</b>	White	Black
<b>WE1M964</b>	Dark Grey	Black
<b>WE01X20376</b>	Light Grey	Black

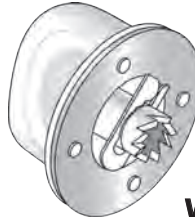
OEM  
GENERAL  
ELECTRIC

**SELECTOR  
KNOB**  
White  
2" Dia.  
1/4" D  
Flat Left

**WE01X20378**

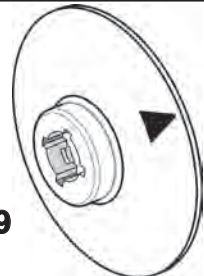


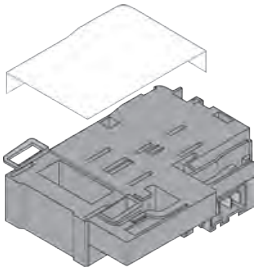
**TIMER KNOB**  
White &  
Chrome Ring  
2 1/8" Dia. 1 1/2" Tall  
175D3296EN020A  
**WH01X10310**



**TIMER DIAL**  
White  
2 3/4" Dia.  
Black Pointer

**WH11X10049**





**LID LOCK  
QUICK RELEASE  
TOP LOAD WASHER**

Kit includes a harness,  
2 bezels and 2 strikes

**WH08X37938**

**DETENT & CLIP**

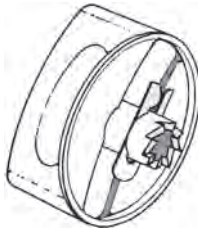


1"  
Long

Used on the Washer Knobs  
Above & Many other  
Push-Pull Knobs  
**WH1X2117**

**FOR LATE MODEL WASHERS**

**1 7/8" Dia.  
Knobs**

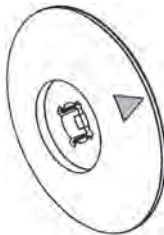


**All White Plastic  
WH1X2754**

**8 Teeth To  
Engage  
Push-Pull  
Feature**




**White w/ Chrome Ring  
WH01X10310  
KIP2240 175S5683**



**2 3/4" Plastic Dials w/ Colored Pointers**

<u>Part No.</u>	<u>Color Dial</u>	<u>Color Pointer</u>
<b>WH11X10033</b>	White	Grey



**WASHER LID LOCK  
AND HARNESS ASSEMBLY**

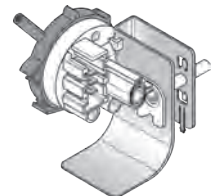
**WH08X32657**



**WH41X365  
PRESSURE TUBE**  
For Pressure Switches  
3/16" I.D.  
39" Long

**PRESSURE  
SWITCH**

**WH12X10476**



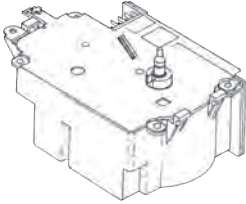


# WASHER PARTS

FOR GE - HOTPOINT

# General Electric

## QUICK CONNECT TIMERS FOR 1980 & LATER



**TYPE D**  
**175D4232**  
 EMERSON MALLORY  
 ALL PLASTIC

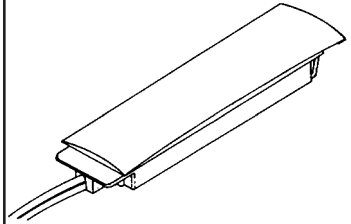
Part No.	Reference No.	Type
<b>WH12X10202</b>	175D4232P016	D
<b>WH12X10254</b>	175D4232P024	D
<b>WH12X10338</b>	175D5684P003	E
<b>WH12X10350</b>	175D5749P00*	E
<b>WH12X10527</b>	175D6604P053	E



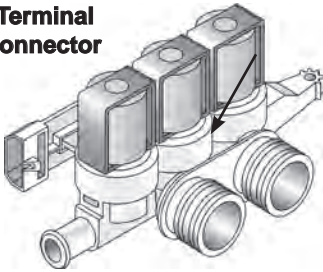
**TYPE E**  
**"MST" 175D5000**  
 KINGSTON WHITE  
 PLASTIC

## "REED" LID SWITCHES

### WH12X10334



### 3-Terminal Connector



### WH13X10026

White Block

Outlet Fits  
 1/2" I.D. Hose

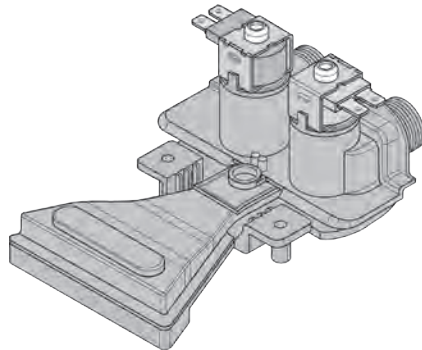
### WH13X10025

(WH13X10018)  
 White Block

## WATER INLET VALVES

**WH13X26534**  
 BLUE BODY WITH  
 SENSOR PORT

**WH13X26535**  
 BROWN BODY WITH  
 NO SENSOR PORT



### WH13X26637

WATER INLET  
 VALVE  
 4 COIL - 4 OUTLET

### WH13X10024

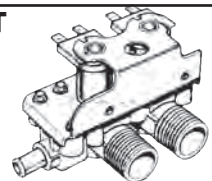
(WH13X86)



### WH13X10023



### FOR ALMOST ALL OLDER WASHERS WH13X81



OEM  
 GENERAL  
 ELECTRIC


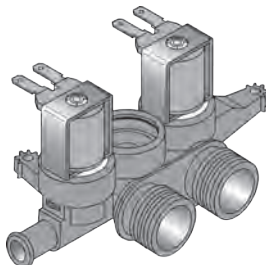
### 2 Coil 1/2" Outlet Ear Mounting

### WH13X23974

TAN BODY

### WH13X10037

GREY BODY



### WH13X10029

Water Valve  
 • 2 In - 3 Out



**WH02X10037**  
Screw & Seal  
Assembly  
1/4"-20  
(Not Separately  
Available)

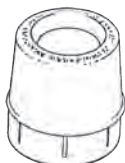


**WH43X10032**  
Agitator  
Coupling  
(18 TOOTH SPLINE)

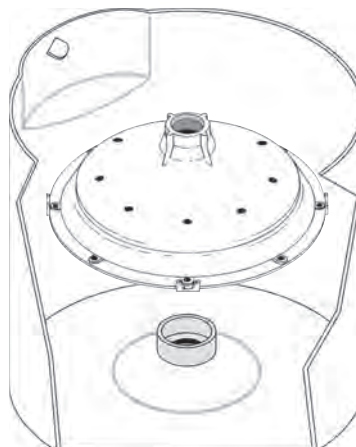


**WH43X10034**  
(WH43X142,  
WH43X25442)  
Agitator with CW  
Auger

**WH49X10042**  
Screw, Seal &  
Coupling Kit



**Fabric Softener  
Dispenser  
WH43X139**



**WH45X20473**  
(WH45X10111)  
Outer Tub  
Plastic

**WH45X10027**  
Tub  
Support  
Hub

**WH2X1193**  
Hub Nut  
L.H. THREAD



**WH02X10265** (WH2X1195)  
Split Ring



**WH2X1199**  
Hub Washer



**WH2X1198**  
Bronze Tub Bearing

**WH2X1197**  
Thrust Bearing Washer

**WH02X10383**  
Tub Seal

## SUSPENSION RODS

**WH16X26909**  
24" LEFT  
(Blue)

**WH16X26910**  
25" RIGHT  
(Green)

**WH16X26911**  
25" LEFT  
(White)



## SUPPORT ROD ASSEMBLY

**26 1/2" Long  
ASSEMBLY  
WH16X543**  
(Yellow)

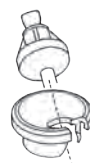
**WH16X544**  
(Black)

**WH16X10057**  
(Green)

**WH16X10158**  
(Blue)

**WH16X10159**  
(Red)

Two Each Per Machine



**UPPER SOCKET  
SUPPORT  
WH01X10001**  
Order Separately



**SPRING COVER**  
Yellow  
3 1/4" Spring  
Black  
2 1/2" Spring  
Green  
3 1/2" Spring  
Blue  
3 1/4" Spring  
Red  
4" Spring



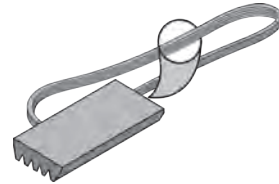
# WASHER PARTS - '95 + LATER

FOR GE - HOTPOINT

# General Electric

Part No.	Size/Length
WH01X10302	5H 37½"
WH01X24180	5H586 / 22¼"
WH01X24697	5H533 / 21½"
WH01X27538	5H581 / 22"

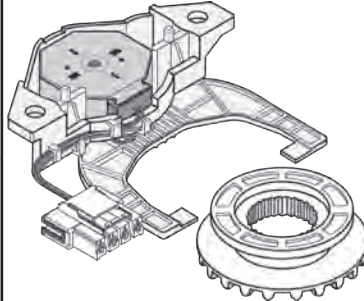
5-RIB MV  
WASHER  
DRIVE  
BELTS



**WASHER SPEED  
SENSOR**  
WH03X32158

**MODE SHIFTER  
ACTUATOR**  
WH03X30517


Shifts the transmission from  
agitate to spin.



**PLASTIC CLUTCH**  
WH05X24185



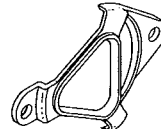
**45 MFD - 250V**  
WH12X10462  
CAPACITOR



**SUPPORT STRAP**  
(BUNGEE)  
4 / WASHER  
WH1X2727

**WH41X10096**  
(WH41X367)

NO-KINK ELBOWS  
& HOOKS STAY  
WHERE YOU PUT  
THEM



**PLASTIC  
RETAINER**  
WH16X513


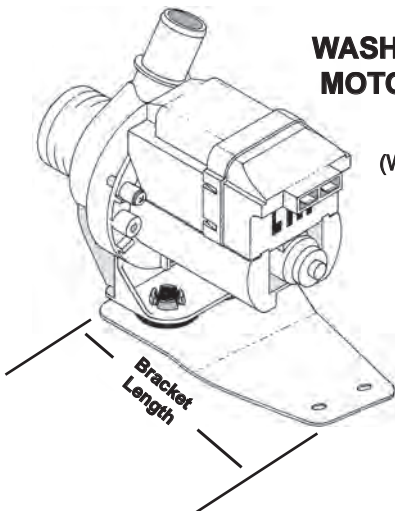


57" LONG

**WASHER DRAIN PUMP  
MOTOR ASSEMBLIES**

**WH23X10030**  
(WH23X10013, 175D3834P004  
Bracket Length = 6 7/8"

**WH23X10043**  
75D3834P008  
Bracket Length = 5 5/8"



**TOP LOAD  
WASHER  
DRAIN PUMP**  
WH23X28418  
(WH23X27574)

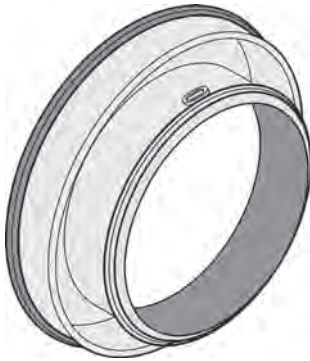
OEM  
GENERAL  
ELECTRIC

# General Electric

# WASHER PARTS

FOR GE – HOTPOINT


**DOOR BOOT FOR  
FRONT-LOAD WASHER**



**16"  
Dia.  
PORT**

**WH08X10036**  
(WH08X10022,  
8181850)

**FRONT  
LOAD  
WASHER  
DAMPER**



**WH01X20826**

**TUB TO PUMP  
HOSE  
FITS ANY PUMP  
ANGLE  
(WH41X371,  
WH41X10163)  
WH41X22935**



**DRIVE BELT  
FRONT LOAD  
WH08X10024  
(8181670) 48"**

**Long  
7 Ribs 6 Grooves**



**INLET SPOUT  
WH41X10077**



# General Electric

# MICROWAVE PARTS

FOR GE – HOTPOINT

**11" LONG**

Screws O.C.  
to Mount  
Outer Panel  
9<sup>7</sup>/<sub>8</sub>"  
Inner Panel  
8<sup>3</sup>/<sub>4</sub>"



**GLOSSY BLACK  
WB15X10022**



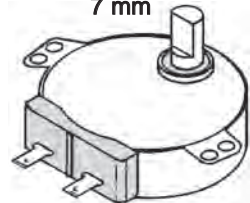
**WB15X21101  
MICROWAVE  
STAINLESS STEEL  
HANDLE  
11" LONG**



**9 INCH  
WHITE  
WB15X310**

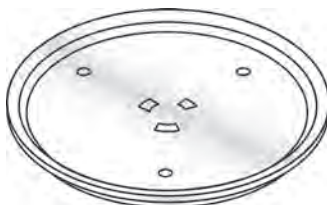
**21 V. MOTORS  
TURNTABLE DRIVE  
MOTOR  
3 RPM  
WB26X10038**

"D" Shaft  
1/2" Long  
.276"  
7 mm



**3/16" Wire Terminals**

**GLASS TRAYS  
3-Lug Drive**



**WB49X10129 11<sup>3</sup>/<sub>4</sub>" Dia.  
WB49X10097 11<sup>1</sup>/<sub>4</sub>" Dia.  
WB39X10003 12<sup>1</sup>/<sub>2</sub>" Dia.**



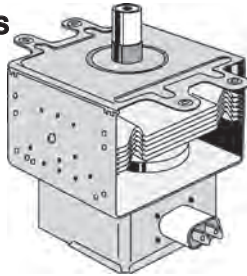
# MICROWAVE PARTS

FOR GE – HOTPOINT

# General Electric

**VENTILATION & MOUNTING  
ARE PARALLEL TO  
ELECTRICAL TERMINALS**

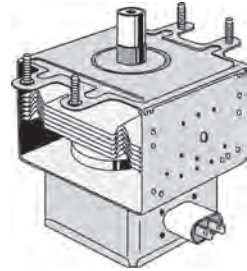
**WB27X10516**  
(Samsung OM75P(31))  
6 Plates



**MAGNETRONS**

**VENTILATION AND MOUNTING  
ARE AT RIGHT ANGLE FROM  
ELECTRICAL TERMINALS**

**WB27X10089**  
(Samsung OM75S)  
5 Plates



**CAPACITOR**

**WB27X10011**  
2100 VAC  
.91µf

**H.V. DIODES**

**WB27X1160** 14KV  
**WB27X10597** 12KV



Insulated 1/4" Female Spade Terminal



**100°C ONE TIME  
THERMAL FUSE**  
**WB27X10195**

**CERAMIC FUSE**

**WB27X7**  
15 AMP




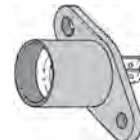
**WB27X10928**  
20 AMP

**40W MEDIUM BASE LAMP**

**WB36X10003**  
REPLACES: WB6X15, WB2X4235



**SOCKET FOR  
MED. BASE LAMP**  
**WB08X10016**



**TELLTALE  
COMBINATION  
FOR GREASE  
AND ODOR**

**RANGE FILTER - OEM**



**CHARCOAL  
FOR  
ODOR**

**ALUMINUM FOR  
GREASE**

**MEASURE OLD FILTER  
FOR EXACT FIT**

Size	Type	Part No.
2½" x 11" x 3/8"	Charcoal	<b>WB02X35607</b>
5½" x 7⅝" x 3/32"	Aluminum	<b>WB06X10359</b>
5⅞" x 13⅜" x 3/32"	Aluminum	<b>WB06X10596</b>
7¼" x 5" x 3/32"	Aluminum	<b>WB02X32793</b>
8¾" x 10⅝" x 1/2"	Combination	<b>WB02X10700</b>

**Custom filter making  
is available for older,  
obsolete hoods.**

OEM  
GENERAL  
ELECTRIC



**OPEN RIBBON UNITS**  
for GLASS-TOP  
**Large 28 oz. Cleaner**  
for ceramic cooktops

<u>Dia.</u>	<u>Watts</u>	<u>Part No.</u>
7"	1500	WB30T10047
8½"	2000	WB30T10045
10"	2500	WB30T10099
9"	2000	WB30T10132
10"	3000/1400	WB30T10133
10"	3100/1300	WB30X24111



PM10X310



**FOR OLDER RANGES**

"LO-RISE"  
HINGED UNIT  
WITH RING  
250V

NOTE - NOW BEING SUP-  
PLIED WITH LOOSE RING

<u>Part No.</u>	<u>Size</u>	<u>Watts</u>
WB30X356	6"	1600
WB30X354	8"	2700

**EXACT REPLACEMENT FOR GE - HOTPOINT ELECTRIC RANGES**  
CALL FOR QUANTITY PRICES



"HI-RISE"  
(WITHOUT RING)  
- MOST POPULAR -  
SURFACE UNIT  
WITH HINGE

<u>Part No.</u>	<u>Size</u>	<u>Watts</u>	<u>Con.</u>	<u>Volts</u>
WB30X342	6"	1600 W	3 Wire	250 V
WB30X341	8"	2700 W	3 Wire	250 V
WB30X348	8"	2350 W	2 Wire	250 V
WB30X359	6"	1325 W	2 Wire	250 V



**PLUG-IN SURFACE UNITS**  
LOOPED TABS WELDED DELTA BRACKET  
USE WITH WB17X5051 BLOCK

<u>Part No.</u>	<u>Size</u>
WB30X218	6"
WB30X219	8"

**SOLID TABS**  
USE WITH WB17X5113 BLOCK

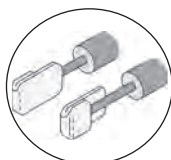


- WYE BRACKET - EYE TABS

<u>Size</u>	<u>Turns</u>	<u>Part No.</u>	<u>Medallion</u>
6"	5	WB30M1	1¼ Dia
8"	6	WB30M2	1¼ Dia
6"	4	WB30X24401	1½ Dia
8"	5	WB30K10002	1½ Dia

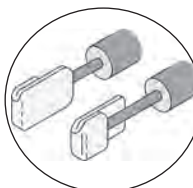
<u>Size</u>	<u>Turns</u>	<u>Part No.</u>
6"	3	WB30X254
6"	4	WB30X256
8"	4	WB30X253
8"	5	WB30X255

"GENUINE CALROD" - WYE BRACKET -  
SOLID TABS



<u>Size</u>	<u>Turns</u>	<u>Part No.</u>
6"	3	WB30K10002
6"	5	WB30X20478
8"	4	WB30K10003
8"	6	WB30X20481

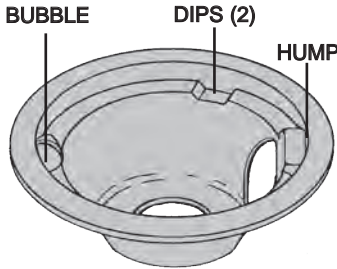
**PLAIN BLACK MEDALLION**



<u>Size</u>	<u>Turns</u>	<u>Part No.</u>
6"	3	WB30T10075
8"	4	WB30T10071

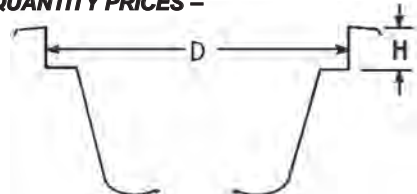
**RING – PANS FOR PLUG-IN UNITS**

Identify by Dimensions, Finish, and Presence of Bubble, Hump, or Dips  
– see Picture Below.



– CALL FOR QUANTITY PRICES –

**CHROME AND  
PORCELAIN**



DIAMETER & HEIGHT IN INCHES

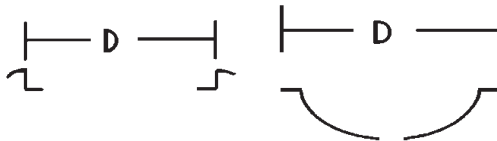
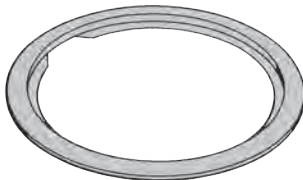
Finish	Bubble	Hump	Dips	Small PN	D	H	Large PN	D	H
Chrome	No	No	No	WB31X5010	6 <sup>3</sup> / <sub>8</sub>	1/4	WB31X5011	8 <sup>1</sup> / <sub>2</sub>	1/4
Chrome	No	Yes	No	WB32X107	6 <sup>5</sup> / <sub>16</sub>	1/2	WB32X106	8 <sup>3</sup> / <sub>16</sub>	1/2
Chrome	No	Yes	No	WB32X10017	6 <sup>5</sup> / <sub>16</sub>	3/8	PM32X113	8 <sup>3</sup> / <sub>16</sub>	3/8
Chrome	Yes	Yes	No	WB31K10265	6 <sup>3</sup> / <sub>8</sub>	3/8	WB31K10266	8 <sup>1</sup> / <sub>2</sub>	3/8
Chrome	Yes	Yes	No	WB32X5075	6 <sup>3</sup> / <sub>8</sub>	3/8	WB32X5076	8 <sup>1</sup> / <sub>2</sub>	3/8
Chrome	Yes	No	No	WB31T10010	6 <sup>3</sup> / <sub>8</sub>	3/8	WB31T10011	8 <sup>1</sup> / <sub>2</sub>	3/8
Porcelain	Yes	No	No	WB31T10014	6 <sup>3</sup> / <sub>8</sub>	3/8	WB31T10015	8 <sup>1</sup> / <sub>2</sub>	3/8
<b>Black</b>									
Chrome	Yes	No	Yes	WB31K5024	6 <sup>3</sup> / <sub>8</sub>	3/8	WB31K5025	8 <sup>1</sup> / <sub>2</sub>	3/8
Porcelain	Yes	YES	No	WB31M20	6 <sup>3</sup> / <sub>8</sub>	3/8	WB31M19	8 <sup>1</sup> / <sub>2</sub>	3/8
<b>Black</b>									

WB31M15 AND WB32X5076 REPLACED BY WB32X10266 - WB31M16 AND WB32X5075 REPLACED BY WB32X10265

**PORCELAIN MAY BE CLEANED IN SELF-CLEANING OVEN FOR EXTRA CONVENIENCE**

**SEPARATE RINGS AND PANS FOR HINGED UNITS**

PANS ARE PLACED UNDER THE RINGS  
QUANTITY DISCOUNTS AVAILABLE



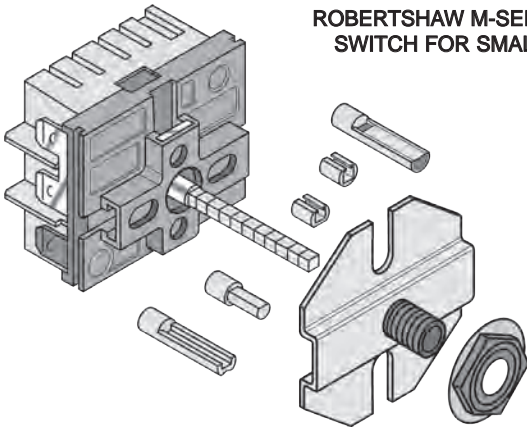
ALUMINUM PANS ARE NLA  
USE WB32X10012 (6") AND  
WB32X10013 (8") TO RE-  
PLACE ORIGINAL  
ALUMINUM PANS

<b>Chrome Rings</b>	<b>Small</b>	<b>WB31X5013</b>	<b>D = 6<sup>3</sup>/<sub>8</sub>"</b>
	<b>Large</b>	<b>WB31X5014</b>	<b>D = 8<sup>1</sup>/<sub>2</sub>"</b>

Pan Finish	Small Pan	D	Large Pan	D
Chrome for Aluminum	WB32X10012	6 <sup>3</sup> / <sub>8</sub> "	WB32X10013	8 <sup>1</sup> / <sub>2</sub> "
Standard Chrome			WB32X5036	8 <sup>1</sup> / <sub>2</sub> "
Grey Porcelain	WB32X5059	6 <sup>3</sup> / <sub>8</sub> "	WB32X5060	8 <sup>1</sup> / <sub>2</sub> "

OEM  
GENERAL  
ELECTRIC

## PUSH-TO-TURN CW INFINITE SWITCH KIT



ROBERTSHAW M-SERIES VOLTAGE RATED SWITCH FOR SMALL OR LARGE UNITS

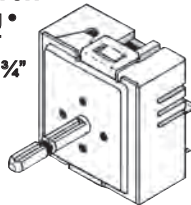
**Will replace most older rotary switches that are non push-to-turn. Varies in Appearance**

**WB21X36771**  
(WB21X5243)

All kits are complete with mounting screws, full instructions and adapters for using original knob.

Break-off shaft to match original shaft length.

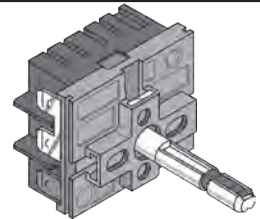
FOR RIBBON UNITS ON "GLASS TOPS" "EGO" INFINITE SWITCH  
"8" Shaft - 1/4" Long •  
Clip Down at OFF  
Beige Body • 1 1/2" x 1 1/4"



Part No.	Elements	Term.
WB24T10119	Single	6
WB24T10063	Dual	8

(WB24T10015, 41, 56)


**PUSH-TO-TURN INFINITE SWITCHES**  
RS VOLT-RATED  
FOR 6" OR 8" UNITS



Type	Shaft Length	Part Number
Fig. "8"	3/4"	WB24X29365
Fig. "8"	5/8"	WB24X25013
Fig. "8"	1 1/4"	WB24X29364

## KING - SEELEY LOAD RATED SWITCHES

PUSH-TO-TURN FIGURE "8" SHAFT - CW ROTATION



FOR HIGH WATTAGE LARGE UNITS  
8.9 - 11.0 AMPS  
**WB23K5027**

1500 WATTS 4.4 - 7.0 AMPS  
**WB24T10011**

1250 WATTS 4.4 - 5.8 AMPS  
**WB24T10022**

1560 WATTS 4.4 - 7.4 AMPS  
**WB24T10029**

2040 WATTS 7.5 - 9.3 AMPS  
**WB24T10027**

2600 WATTS 8.9 - 11.0 AMPS  
**WB24T10025**

**LONG SHAFT SWITCH**  
3/4" Long Shaft  
240 VOLTS - 2000 WATT  
7.2 - 9.0 AMPS  
(OFF CLIP IS AT 10:00)  
**WB24T10146**

**LONG SHAFT SWITCH**  
1 1/4" Long Shaft  
Vertical "8"  
240 VOLTS  
7.2 - 9.0 AMPS  
**WB23M9**



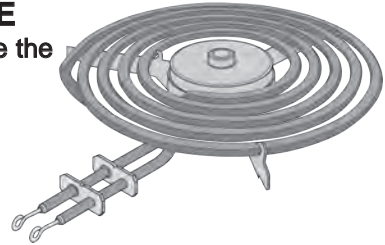
# RANGE PARTS

FOR GE - HOTPOINT

# General Electric

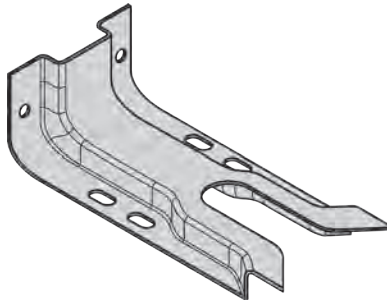
## Range Surface Element Safety Burners for GE

This element has temperature limiting capabilities to reduce the risk of cooktop oil and grease fires.



<u>Part No.</u>	<u>Description</u>
<b>WB30X31057</b>	240V/2150W 8" Surface Unit
<b>WB30X31058</b>	240V/1300W 6" Surface Unit


**WB02T10415**



### ANTI-TIP KIT

#### KIT INCLUDES

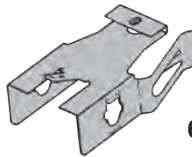
- STOVE BRACKET
- FASTENERS
- INSTRUCTIONS



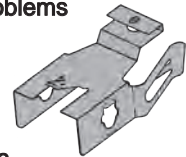
**WB17T10006**  
Complete Kit

### PLASTIC BLOCK KIT

Solves Noisy Element-Rattle Problems



Kit Includes Block,  
69" Wires w/ Factory Terminals,  
2 Covers & Instructions.



Replaces WB17X210 ..... Save \$\$\$\$


### PLASTIC SURFACE BLOCKS

24"  
Wires

**WB2X8228**



Includes  
Mounting Screws

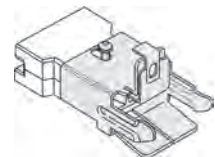


**WB17X5113**

Used with WB30M1  
& WB30M2

### CERAMIC SURFACE UNIT BLOCK

**WB17X5051**

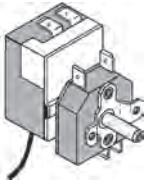


Used with  
WB30X218 & WB30X219

OEM  
GENERAL  
ELECTRIC

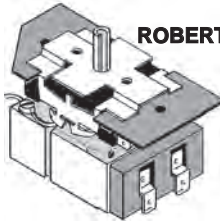
## HYDRAULIC THERMOSTATS

**PRODIGY**




Used on  
Latest Models

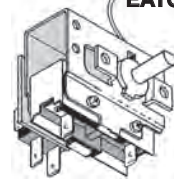
**ROBERTSHAW**



**HARPER-  
WYMAN**



**EATON**



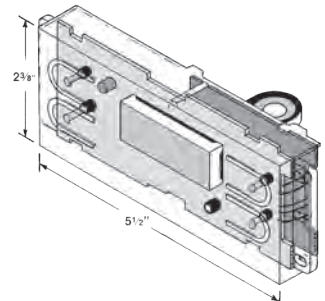
<b>MFGR</b>	<b>ID Numbers On Control</b>	<b>Cap</b>	<b>Part No.</b>
EATON	275-3200-00, THS025, E/R-27	29"	<b>WB20K5027</b>
ROBERTSHAW	183D6382P001, EA5F-488	34"	<b>WB20K10004</b>
PRODIGY	223C4029P004	45"	<b>WB20K10035</b>
PRODIGY	223C4029P001, WB20K10007	29"	<b>WB20K10026</b>
ROBERTSHAW	164D3084P001, EA5F-479	28"	<b>WB20X5071</b>
PRODIGY	223C4029P006	45"	<b>WB24X21192</b>
ROBERTSHAW	164D2640P02	34"	<b>WB21X5287</b>

For Positive I.D.  
Check Numbers  
On Old  
Thermostat

## NEW SMALL ERC - FOR LATE MODEL RANGES

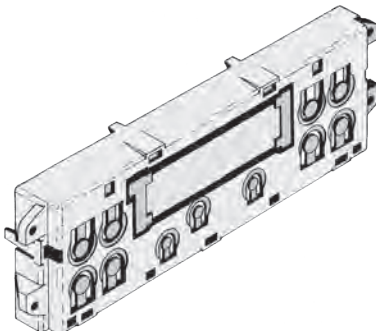


**BARE ERC -  
NO OVERLAY  
INSTRUCTIONS  
INCLUDED  
WB27T10469**



## ELECTRONIC RANGE CONTROL (ERC) FOR NEWER MODELS

CHECK I.D. NUMBERS  
ON PAPER STICKER ON OLD ERC  
• INSTRUCTIONS INCLUDED.

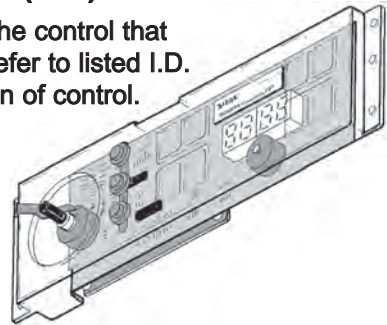


**WB27T10416**  
**164D3260P127**

BLACK PLASTIC HOUSING  
- TORISAN - - SANYO -

**ELECTRONIC RANGE CONTROLS (ERC)**

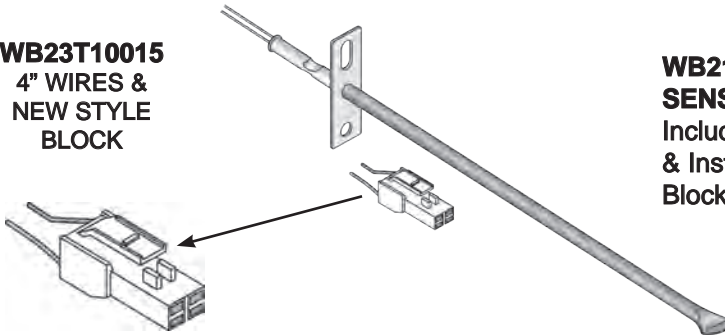
Electronic Range Controls (ERC) have a paper sticker on the control that displays a variety of "CN:" & "PN:" identification numbers. Refer to listed I.D. Numbers when possible for quick & accurate identification of control.



<b>Part No.</b>	<b>Case</b>	<b>I.D. Numbers</b>
<b>WB27K10355</b>	CLEAR	183D9934P102
<b>WB27X45466</b>	CLEAR	164D8450G217

**SIX INCH SENSOR - FOR SELF-CLEANING OVENS - 1000Ω**

**WB23T10015**  
4" WIRES &  
NEW STYLE  
BLOCK

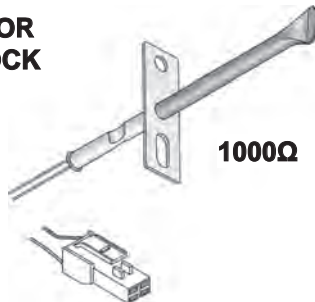


**WB21X5301**  
**SENSOR KIT**  
Includes 6" Wires, Wire Nuts,  
& Instructions. Adapts to  
Block on Older Models

**1000Ω SENSORS REPLACE 1400Ω SENSORS**

**TWO INCH SENSOR**  
**NEW STYLE BLOCK**

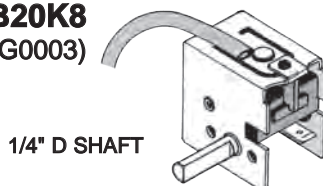
**WB23X5340**  
  
4" WIRES &  
BLOCK



**WB21X22134**  
6" Wires & Block.

**E - G OVEN THERMOSTATS**

**WB20K8**  
(6460G0003)



1/4" D SHAFT

**Also See**  
**Electric Oven**  
**Thermostats**  
**On Page 618**

OEM  
GENERAL  
ELECTRIC

# General Electric

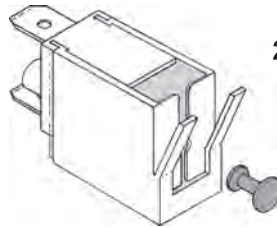
# RANGE PARTS FOR GE - HOTPOINT

**RED JEWEL  
LENS FOR INDICATOR LAMP**



**Part No.**      **Dia.**  
**WB25X65**      **5/16"**  
**WB25T10041**   **3/8"**

**INDICATOR LAMP (LESS LENS)**  
**125 Volt • WB25K10002**

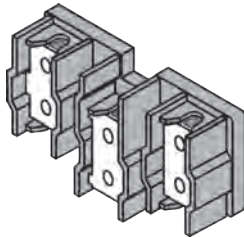


**250 Volt • WB25T10040**

**WB25T10042**  
**3/16" Diameter**  
**Snap-In Lens - Red -**

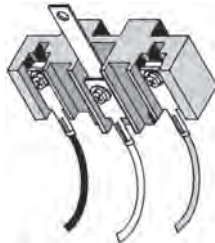
**TERMINAL  
BLOCK KIT**

**WB17T10011**



**TERMINAL  
BLOCK KIT**

**WB17X5095**



**6" WIRES AND WIRE  
NUTS INCLUDED**

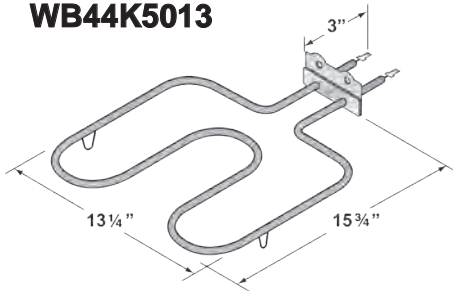
**HALOGEN LAMP**



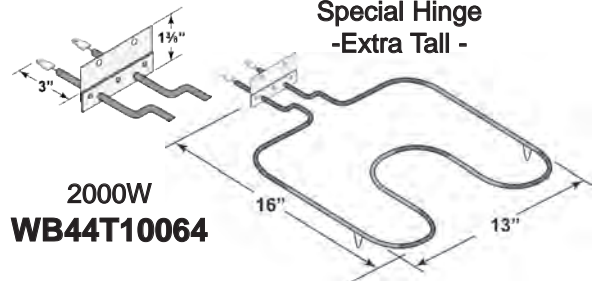
<b>Part No.</b>	<b>Watts</b>	<b>Volts</b>
<b>WB49X29679</b>	50	130
<b>WB08T10023</b>	35	130
<b>WB25X10019</b>	20	130
<b>WB08X10057</b>	50	130

Also Used On Microwaves

**WB44K5013**

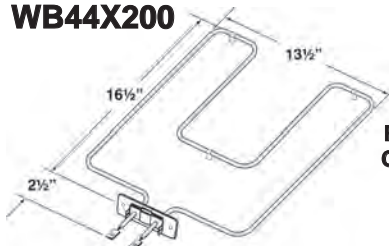


**Special Hinge  
-Extra Tall -**



**2000W  
WB44T10064**

**WB44X200**

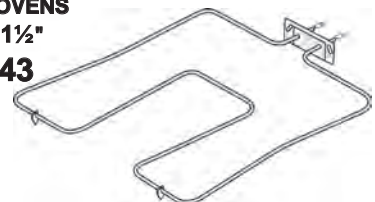


**NARROW BAKE UNITS**

**FOR  
CONVENTIONAL OVENS  
STICK-THRU 1 1/2"**  
**WB44X5043**

**FOR SELF  
CLEANING  
OVENS**

**STICK-THRU 2 1/2"**



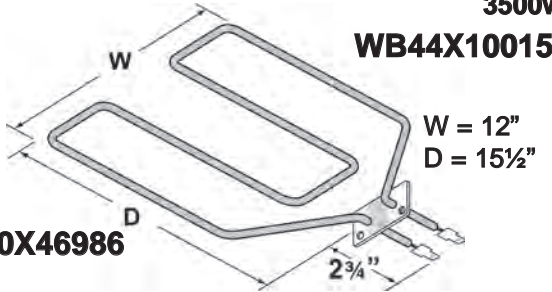


# RANGE PARTS FOR GE - HOTPOINT

# General Electric

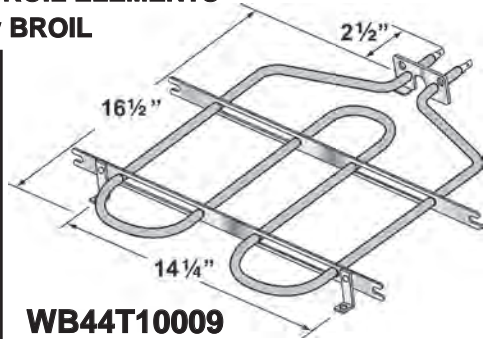
## POPULAR BROIL ELEMENTS

### 3500w BROIL



**WB44X10015**

W = 12"  
D = 15 1/2"

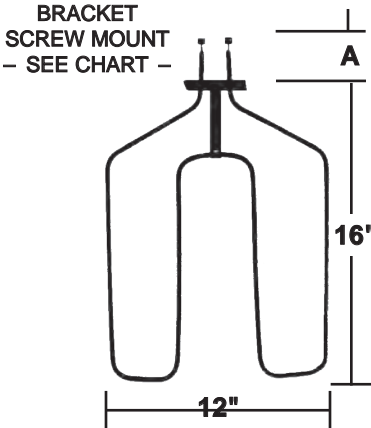


**WB44T10009**

**WB30X46986**

W = 13 1/2"  
D = 16 1/2"

## BROIL ELEMENTS FOR OLDER GE & HOTPOINT



BRACKET  
SCREW MOUNT  
- SEE CHART -

MEASURE "A" FOR DISTANCE THRU REAR  
WALL OF OVEN CAVITY  
MEASURE DISTANCE ON CENTER BETWEEN  
MOUNTING SCREWS

Part No.	Stick- Thru A	Screws QC
WB44X134	1 1/2"	2 5/8"
WB44X173 (WB44X185)	2 1/2"	2 5/8"

## UNIT HANGER BRACKET

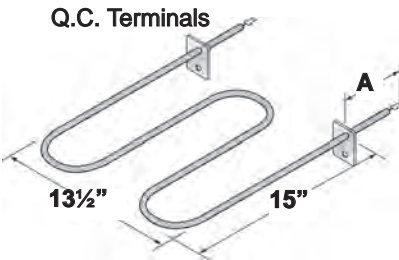


**WB2X1452**

Replaces WB2X6848  
Includes Screws

## BROIL ELEMENTS FOR ROPER TYPE RANGES

### 13 1/2" WIDE OPEN BROIL



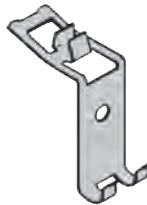
Q.C. Terminals

13 1/2"

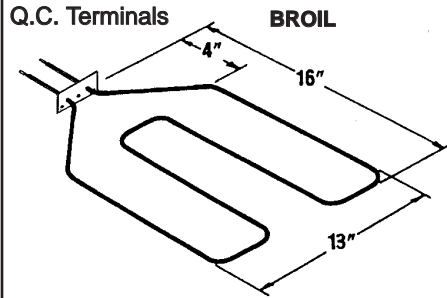
15"

A	Part No.
4"	WB44X232
3 1/2"	WB44M5

### BROIL UNIT HANGER



**WB2X9719**  
(4337249)  
"Tab Mount"



Q.C. Terminals

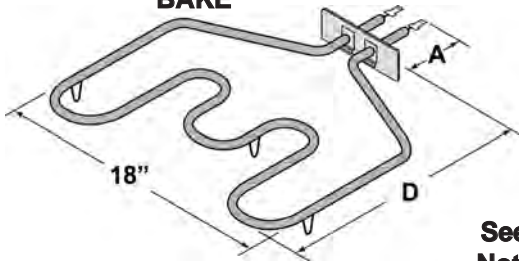
BROIL

**WB44K5009**

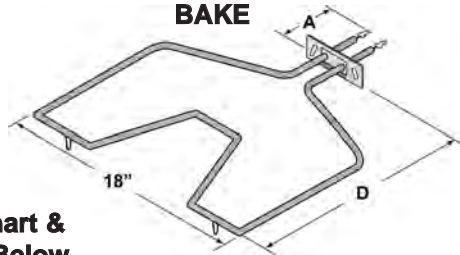
OEM  
GENERAL  
ELECTRIC

## 18" WIDE BAKE UNITS FOR FULL SIZE OVENS

**5 LOOP  
BAKE**



**3 LOOP  
BAKE**

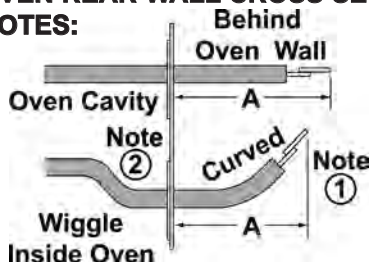


See Chart &  
Notes Below

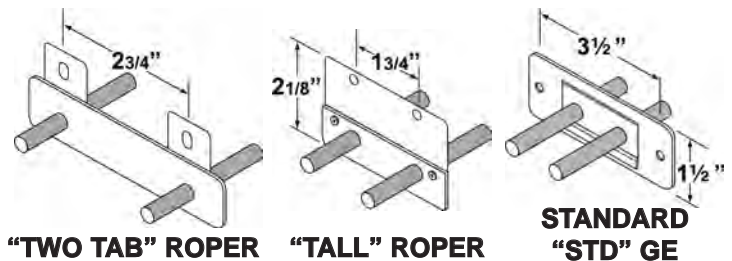
Unit Type	D Depth	Hinge Type	Thru-Wall Wire		Note	Part No.
			A	Term		
3	15½"	STD	2½"	S		WB44X5082
3	15½"	STD	1½"	S		WB44X5099
3	15½"	2 TAB	4"	QC		WB44K5012
3	17"	2 TAB	2¼"	QC	①	WB44T10010
3	18"	2 TAB	3"	QC	①	WB44T10060
3	15½"	STD	3"	QC		WB44X10009
3	15½"	2 TAB	2¼"	QC	①	WB30X46987
3	15½"	TALL	2½"	OC		WB44K5018
5	15½"	STD	3¼"	QC		WB44X10016
5	16"	TALL	2¾"	QC		WB44T10007
5	16½"	2 TAB	2¼"	QC	①	WB44T10011
5	15½"	TALL	2½"	QC	②	WB44T10018
5	15½"	TALL	2½"	QC	① ②	WB44K10009
5	14¾"	2 TAB	2¾"	QC	①	WB44K10012
5	14¾"	2 TAB	2½"	QC	①	WB44T10014

### OVEN REAR WALL CROSS SECTION

NOTES:



### HINGE TYPES - MOUNTING HOLES O.C.

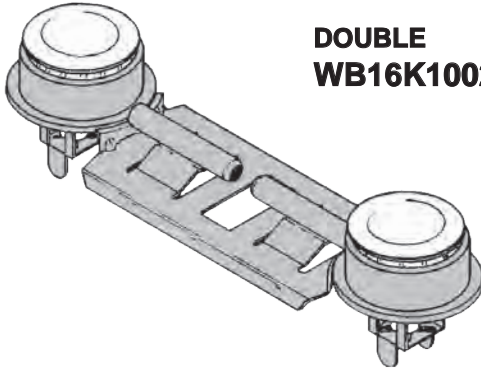


**RANGE PARTS**  
FOR GE - HOTPOINT

General Electric

**POPULAR TOP  
BURNERS**

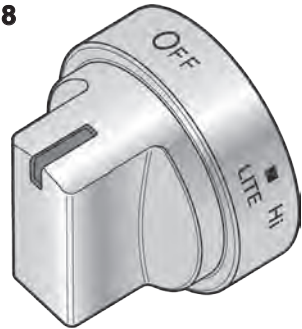
INCLUDES FLAME SPREADER HEADS,  
LIGHTER TUBES AND MOUNTING BRACKET



**DOUBLE  
WB16K10026**

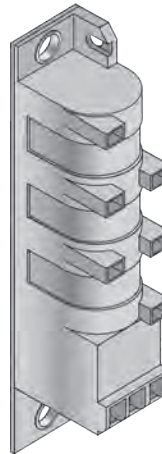
**WB03X24818  
BURNER  
KNOB**

2 1/4" Dia  
1.9" High  
D Shaft



**SPARK MODULE  
WB32X32509**

(WB13T10047)  
0+6

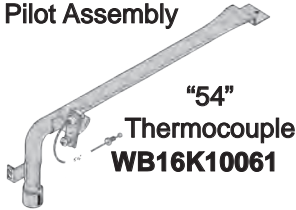


**WB13T10046  
0+4**

**BAR BURNERS FOR GAS OVENS**

19" Long with  
Pilot Assembly

19" Long



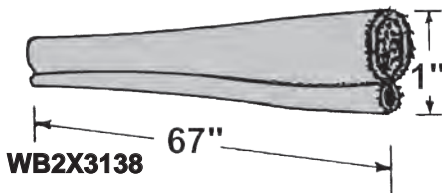
"54"  
Thermocouple  
**WB16K10061**



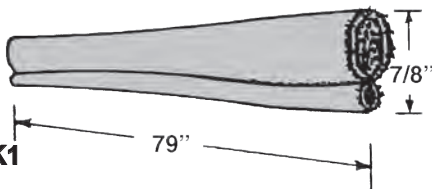
**WB16K10043**

**WOVEN SILICONE OVEN GASKETS**

- SILVER COLOR - WOVEN FABRIC - STITCHED BEAD -  
INTERNAL METAL SPRINGS PROVIDE SEAL FOR SELF  
CLEANING OVENS



**WB2X3138**



**WB4K1**

**FOR GAS AND  
ELECTRIC  
CROSS  
SECTION -  
SILICONE  
RUBBER OVEN  
GASKET -  
CROSS  
SECTION**



**WB35X29720  
(WB32K3)  
54" Long  
with Clips**

OEM  
GENERAL  
ELECTRIC

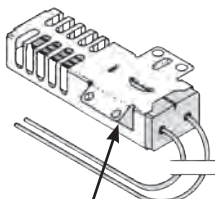
### FLAT NORTON SYSTEM

### OVEN LIGHTERS

### ROUND CARBORUNDUM SYSTEM

#### WB2X9998

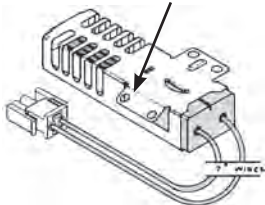
WITH 17" WIRES  
- NO BLOCK  
UNIVERSAL USE  
CERAMIC WIRE NUTS  
INCLUDED



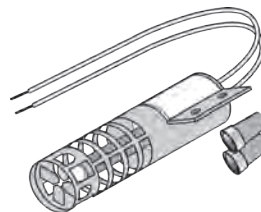
NOTE SPECIAL BRACKET

WITH 7" WIRES  
AND BLOCK

#### WB13K21



DO NOT MIX FLAT  
AND ROUND  
SYSTEMS

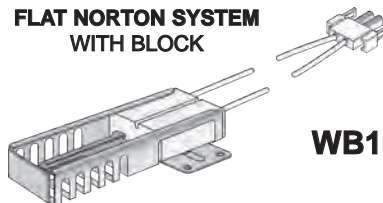


#### WB2X9154

CERAMIC  
WIRE NUTS  
INCLUDED

8" WIRES

#### FLAT NORTON SYSTEM WITH BLOCK



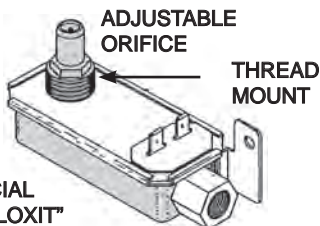
#### WB13T10045

### LOW VOLTAGE FOOT VALVES

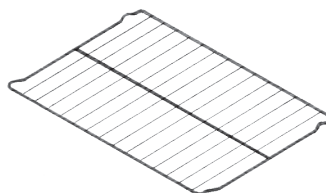
#### FOR FLAT IGNITOR

3.0-3.3 VOLTS  
3.4-3.6 AMPS  
VALVE HAS FEMALE  
WIRE TERMINALS  
**WB19K31**

(183D5746G001)



SPECIAL  
3/8" "LOXIT"  
INLET (COMPRESSION)



POPULAR  
OVEN  
RACKS  
Measure  
Old Rack

**WB48X5099** 16" x 22 3/4"

**WB48T10063** 18" x 24 1/8"

**WB48T10095** 17 1/4" x 23 3/4"

### HOLLOW BLACK HANDLE

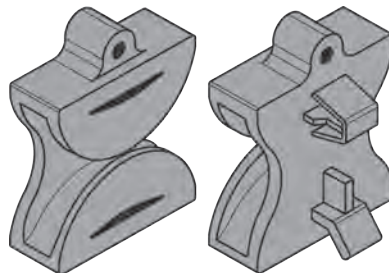
Used with  
the Supports  
Illustrated  
Below



#### WB15K5076

### REAR DRAWER SUPPORT

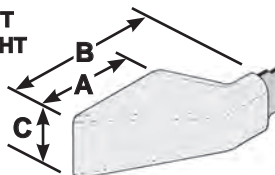
#### WB02X33180



### PLASTIC HANDLE SUPPORTS

A	B	C	Color	Part No.
2 1/4	3 1/2	1 1/4	Black	WB7X7183
2 1/4	4 1/4	1 1/4	White	WB7X7189
2 3/4	4 3/4	1 1/2	Black	WB07X10034
2 3/4	4 3/4	1 1/2	White	WB07K10043

FITS LEFT  
AND RIGHT



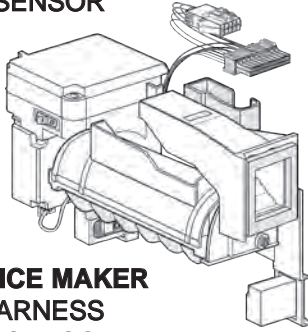
for  
Handle  
Above



# REFRIGERATOR PARTS

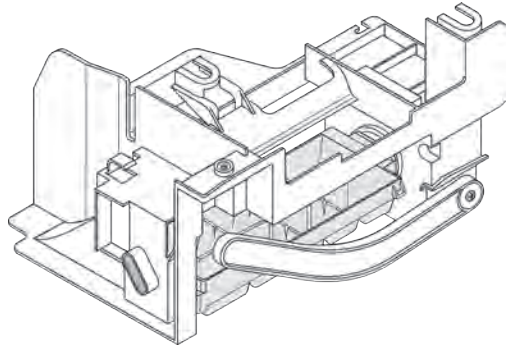
LG

**AEQ73110205 ICE MAKER**  
(AEQ72910408)  
17 WIRE HARNESS  
NO TEMP SENSOR

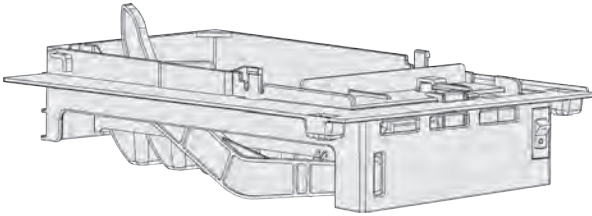


**AEQ73110210 ICE MAKER**  
22 WIRE HARNESS  
WITH TEMP SENSOR

**5989JA1005H**  
**ICE MAKER**

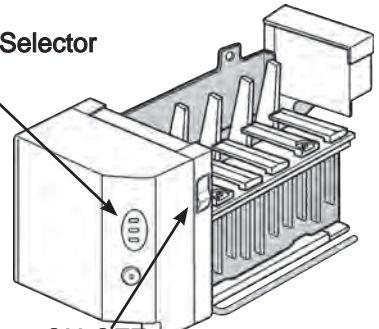


**AEQ72909602**  
(AEQ72909603)  
**ICE MAKER**



**AEQ36756901**  
**ICE MAKER**

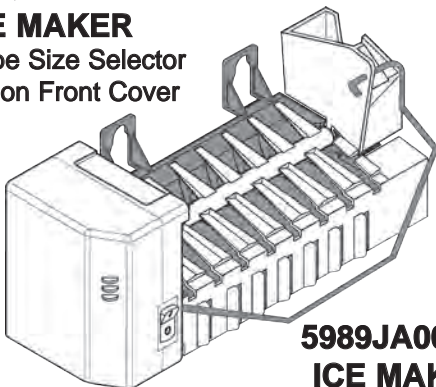
Cube Size Selector  
Small  
Medium  
Large



ON-OFF  
Switch

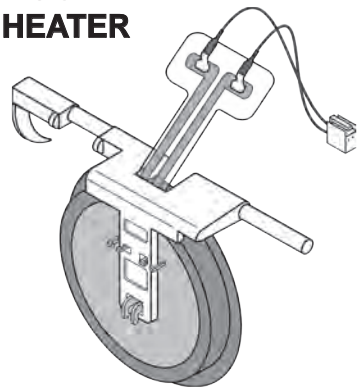
**5989JA0002N**  
(AEQ57518201)  
**ICE MAKER**

Has Cube Size Selector  
Button on Front Cover

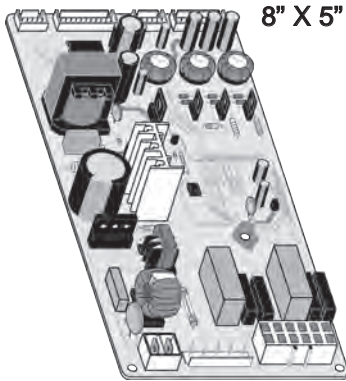


**5989JA0002Y**  
**ICE MAKER**

**5007JA3006R**  
**ICE DOOR**  
**WITH HEATER**

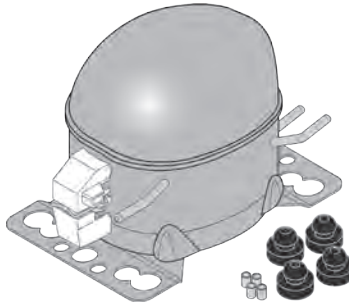


OEM  
LG




**EBR34917104  
PCB MAIN**

**TCA38151706  
COMPRESSOR**



Main refrigerator board must be re-programmed - use part number CJT30000002 to re-program when using this compressor

**ADH73150210  
FILTER DRIER**



**5231JA2002A  
"Drink Clean"  
Water Filter**

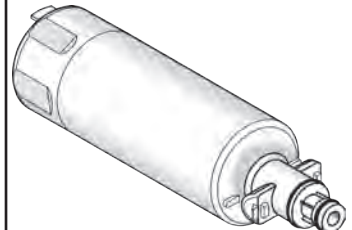


Replaces:  
SEARS:  
LT500P

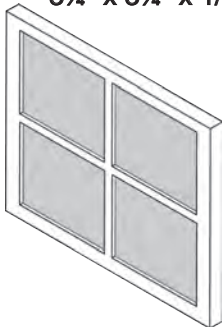
**5231JA2006F  
FILTER  
CARTRIDGE**  
(Sears # 9990 & LT600P)



**ADQ36006101  
FILTER  
CARTRIDGE**  
SEARS 9690 & LT700P



**ADQ73214404**  
(ADQ73214402)  
**AIR FILTER**  
3 1/4" x 3 1/4" x 1 1/4"



**AGF80300704  
FILTER  
CARTRIDGE  
LT1000P -  
SEARS 9980**



**ADQ73613401  
FILTER  
CARTRIDGE  
LT800P -  
SEARS 9490**

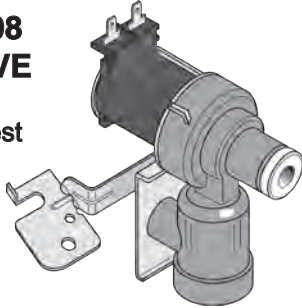


# REFRIGERATOR PARTS

LG

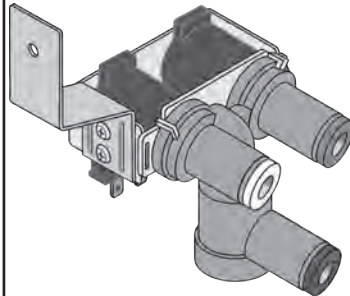
## MJX41178908 WATER VALVE

5/16" John Guest  
Outlet



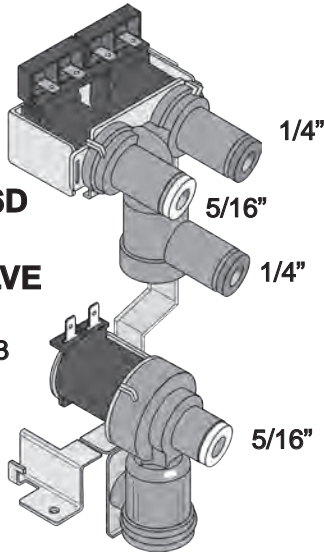
## MJX41869202 FILTER VALVE

USED WITH  
AJU72992601



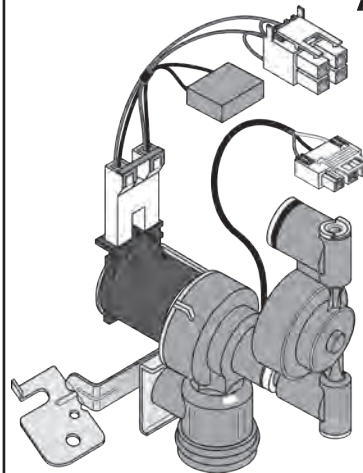
## 5221JA2006D BARE WATER VALVE

Replaces  
AJU34125513



## AJU72992601 WATER VALVE with WIRE HARNESS

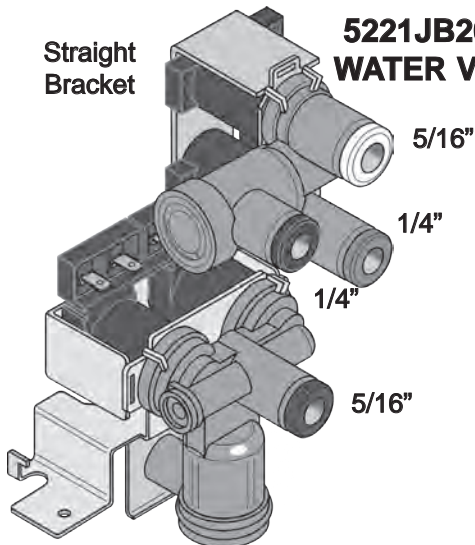
Replaces  
5221JA2011J



5/16"  
John Guest  
Outlet

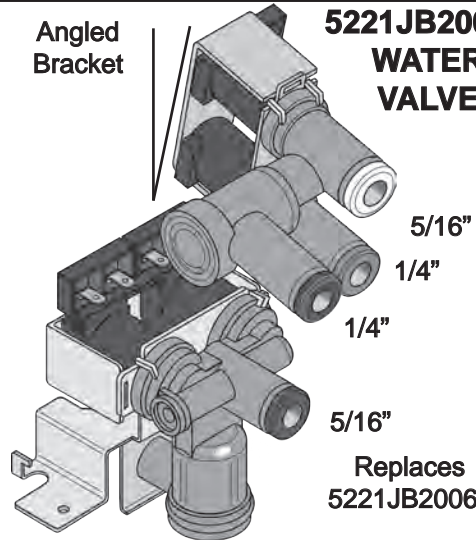
Straight  
Bracket

## 5221JB2006A WATER VALVE



Angled  
Bracket

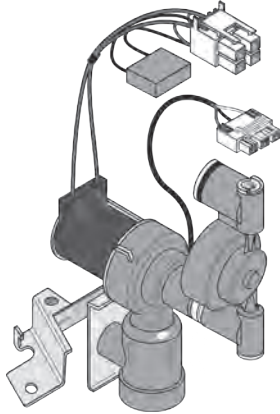
## 5221JB2006K WATER VALVE



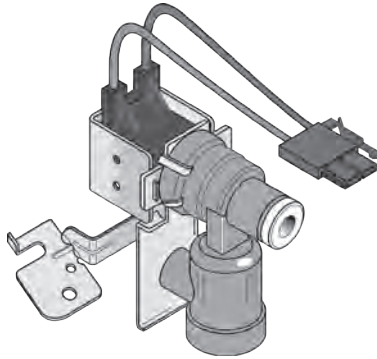
OEM  
LG

**LG****REFRIGERATOR PARTS**

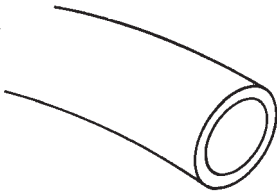
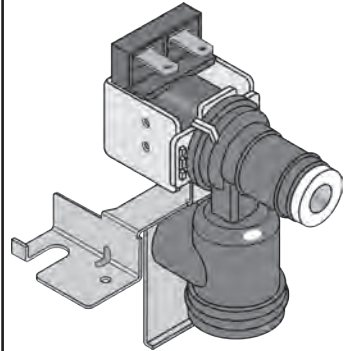
**AJU72992603**  
**WATER VALVE**  
 with **WIRE HARNESS**  
 5/16" John Guest Outlet



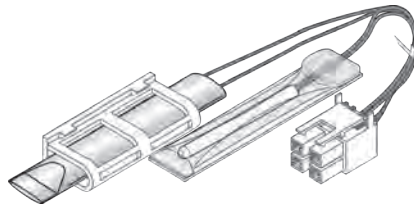
**5220JB2010A**  
**WATER VALVE**  
 1/4" John Guest Outlet




**AJU55759303**  
**WATER VALVE**  
 (5220JA2009D)  
 1/4" John Guest Outlet



**MJU62070602**  
**HARD PLASTIC TUBE**  
 5/16" OD  
 79 1/2" LONG



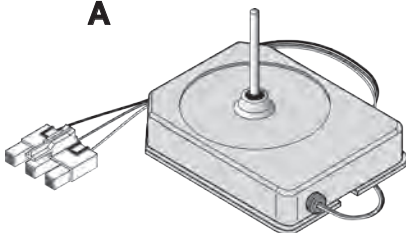
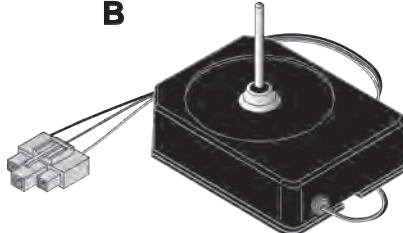
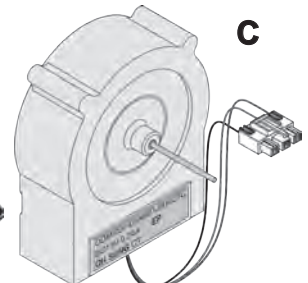
**6615JB2005R**  
**CONTROLLER**  
**ASSEMBLY**



**6615JB2005H**  
**CONTROLLER**  
**ASSEMBLY**

**FAN MOTORS**

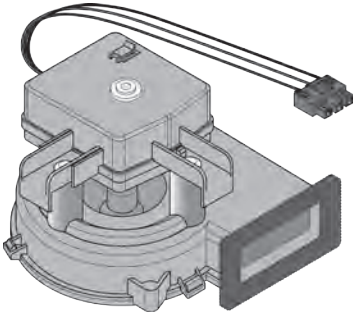
<u>Pic.</u>	<u>Part No.</u>	<u>Case</u>	<u>Block</u>	<u>Voltage</u>
A	4681JB1029A	White	White	AC
A	4681JB1029H	White	White	DC
B	4681JB1029D	Black	Blue	AC
C	4681JB1027C	Grey	White	DC
C	EAU61524007	Grey	White	DC

**A****B****C**



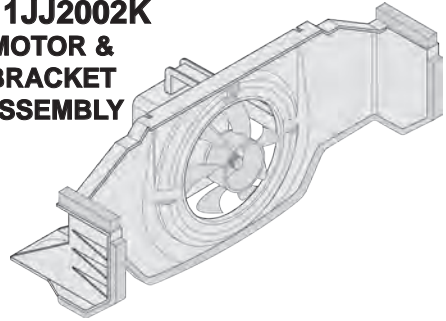
# REFRIGERATOR PARTS

LG

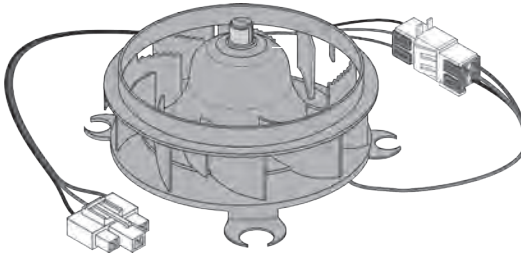


**5209JA1044A**  
**DUCT ASSEMBLY**  
**W/ FAN MOTOR**  
 for Icemaker  
 Compartment


**4811JJ2002K**  
**MOTOR &**  
**BRACKET**  
**ASSEMBLY**



**EAU64824401**  
**EVAPORATOR MOTOR**  
 DC - Fresh Food Section



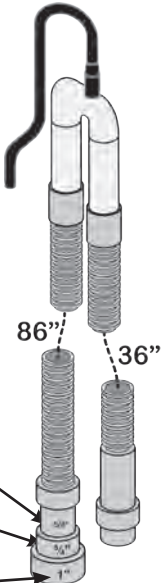
**4680JB1026H**  
**CONDENSER**  
**MOTOR**  
 115V 10.3A  
 Shaft:  
 2½" Long 1/8"  
 Dia.



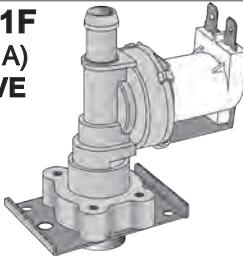
# DISHWASHER PARTS

LG

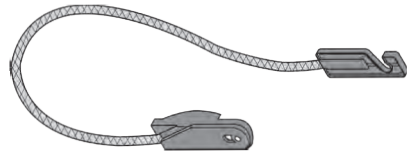
**AEM69493807**  
**DRAIN HOSE**



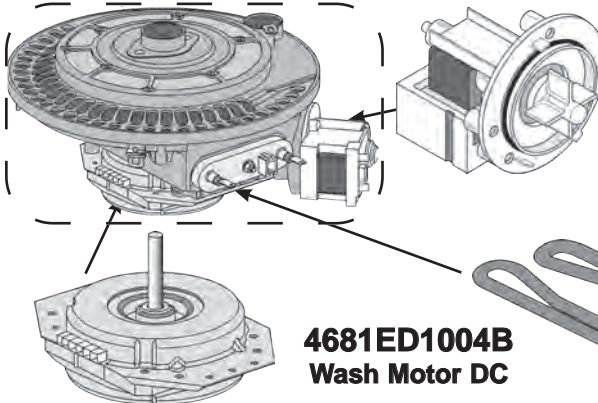
**5221DD1001F**  
 (5221DD1001A)  
**WATER VALVE**  
 1-COIL



**4933DD3001B**  
**CABLE ASSEMBLY**



**4681EA2002H**  
**Drain Pump Motor**  
 (4681EA2002D)  
 Also used on Washer

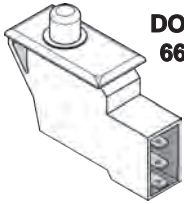


**5301DD1001G**  
**Heater**

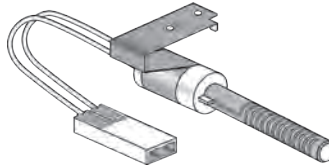
**4681ED1004B**  
**Wash Motor DC**



OEM  
 LG




**DOOR SWITCH  
6601EL3001A**



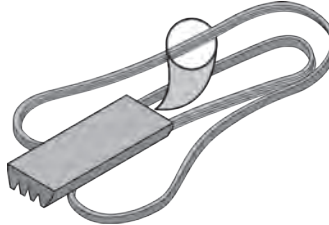
**IGNITOR  
5318EL3001A**



**DRUM ROLLER  
(4 per dryer)**



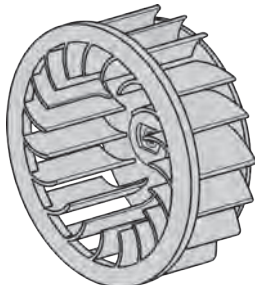
**MOTOR  
1/3 HP 1725 RPM  
4681EL1008A**



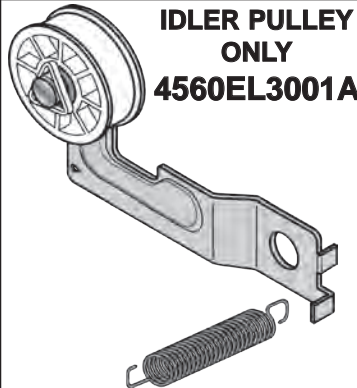
**POLY-V DRUM BELT  
4 Rib 92¼"  
4400EL2001F**

**4581EL2002A  
Sleeve Bearing**

**4581EL2002H  
Ball Bearing**

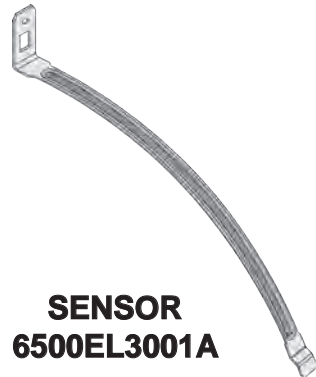


**BLOWER  
WHEEL  
7<sup>5</sup>/<sub>8</sub>" Dia.  
1/2" Shaft  
5835EL1002A**



**IDLER PULLEY  
ONLY  
4560EL3001A**

**IDLER ASSM.  
4561EL3002C**



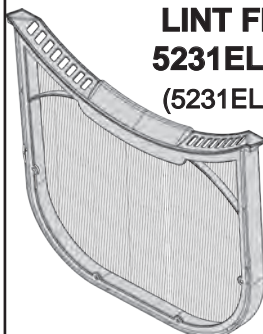
**SENSOR  
6500EL3001A**



**LINT FILTER  
ADQ56656401**

12" W x  
11" Tall

ONE  
CORNER  
ANGLED



**LINT FILTER  
5231EL1003B  
(5231EL1002E)**

**LINT FILTER  
5231EL1001C**



# DRYER PARTS

LG

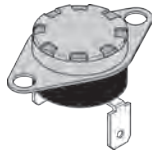
## HEATER WITH THERMOSTATS Thermostats Available Separately

### SAFETY THERMOSTAT

185F° on Blower

Housing

6931EL3002M



**HI-LIMIT**  
(L266°F/L130°C)  
6931EL3003D

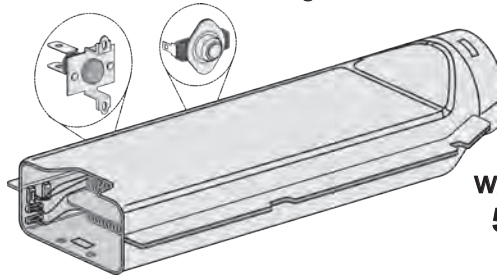

**SAFETY**  
6931EL3001E  
L257°F/L125°C  
Single Terminals

**SAFETY**  
6931EL3001F  
L257°F/L125°C  
Double Terminal  
on One Side

### THERMISTOR

6323EL2001B

10Ω



**HEATER ASSEMBLY**  
w/ Thermostats  
5301EL1001

### AGM30045804

#### THERMOSTAT SERVICE KIT ASSEMBLY

KIT CONTAINS: 6931EL3004B-  
6931EL3003C - 6323EL2001B



# WASHER PARTS

LG

### 4036ER2004A

REAR  
TUB  
SEAL



### BEARING


6 CM DIA.

MAP61913707  
(4280FR4048E)

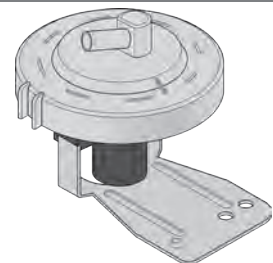
### BEARING

7 CM DIA.

4280EN4001C  
(4280FR4048L)



6501EA1001R  
PRESSURE SWITCH  
& HOSE



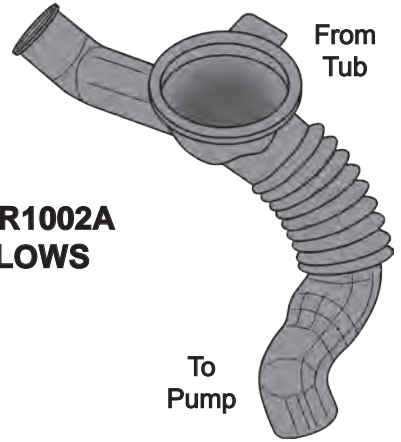
PRESSURE  
SWITCH  
6601ER1006A

OEM  
LG



**4738ER1004B  
BELLOWS  
DISPENSER  
TO TUB**

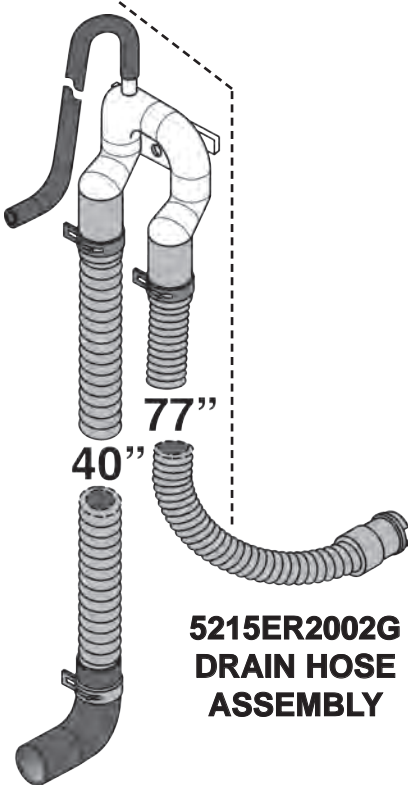
Pressure  
Chamber



From  
Tub

**4738ER1002A  
BELLOWS**

To  
Pump

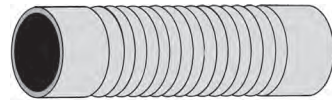


77"

40"

**5215ER2002G  
DRAIN HOSE  
ASSEMBLY**

**AEM73213001  
HOSE TUB TO PUMP**



**AEM73732901  
DRAIN HOSE ASSEMBLY**

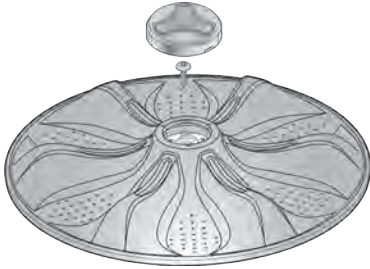


**63' LONG**



# WASHER PARTS

**LG**



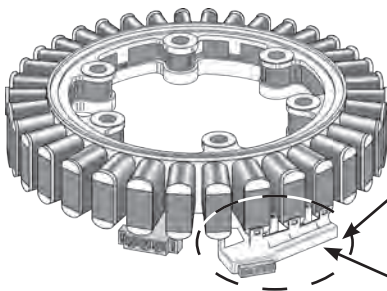
**CAP**  
**5006EA3009B**

**PULSATOR**  
**AGZ72909711**

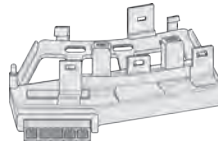
**SHOCK ABSORBER**  
3 Required



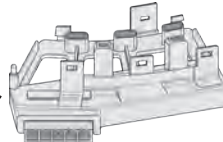
**SHOCK**  
**ACV72909503**



**STATOR ASSEMBLY**  
Includes Sensor  
**4417EA1002Y**



**SENSOR ASSM.**  
**6501KW2001A**

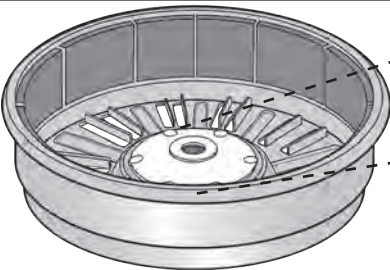


**SENSOR ASSM.**  
**6501KW2002A**

**SHOCK ABSORBER KIT**  
2 Required  
2 Pins included in each  
Kit



**SHOCK**  
**383EER3001G**



**ROTOR ASSEMBLY**  
**4413ER1003A**



**4413ER1003A-HUB**  
**HUB ONLY**  
for LG Washer Rotor  
Replaces MBFG618448,  
PBT-GF30

**SHOCK ABSORBER KIT**  
2 Required  
2 Pins included in each  
Kit



**SHOCK**  
**383EER3001J**

— INTERCHANGABLE —

**SHOCK ABSORBER KIT**  
2 Required  
2 Pins included in each Kit




**SHOCK**  
**383EER3001V**

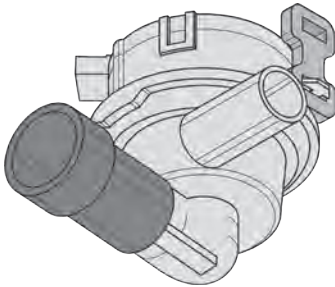
OEM  
LG

**TUB**  
**SUSPENSION ASSEMBLY**  
Top Load Washers  
4 Required

<b>Part No.</b>	<b>Length</b>
<b>4902FA1665W</b>	25"
<b>AJK72909307</b>	26"
<b>AJK72909308</b>	26"
<b>SET/4</b>	




**ABQ73503004  
WASHER DRAIN PUMP  
(Case Assembly)**

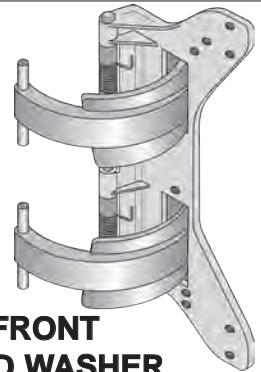


**5859EA1004F  
DRAIN PUMP ASSEMBLY**

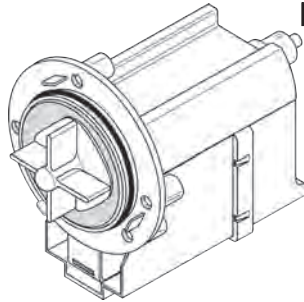
**4681EA1007A  
PUMP MOTOR ONLY  
(No Bracket or Harness)**



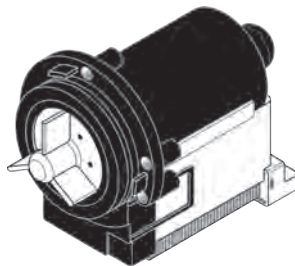
**FRONT  
LOAD WASHER  
DOOR HINGE  
4775ER2002A**



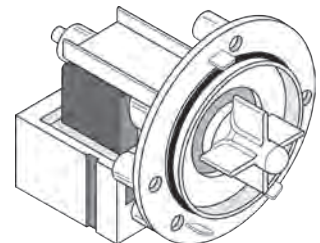
**PUMP MOTORS 120V 3600RPM**



**4681EA1007G  
1.3A 75W**

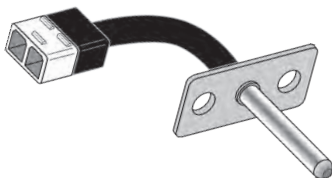


**4681EA2001T  
5A 80W**

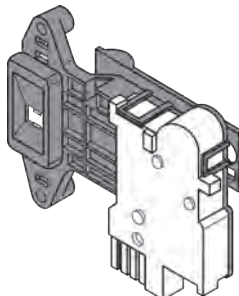


**4681EA2002H  
350MA 30W  
Also used on Dishwasher**

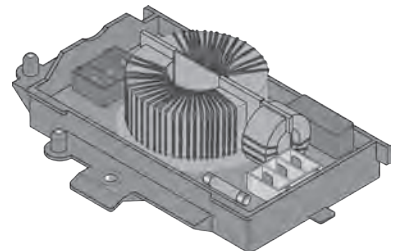
**WATER  
TEMPERATURE  
THERMISTOR  
6322FR2046C**



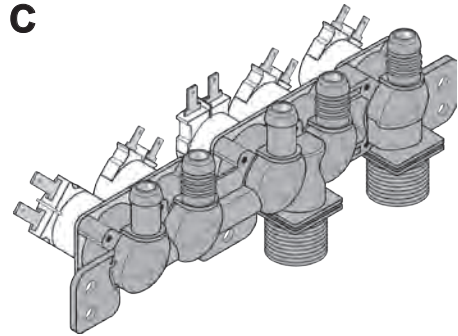
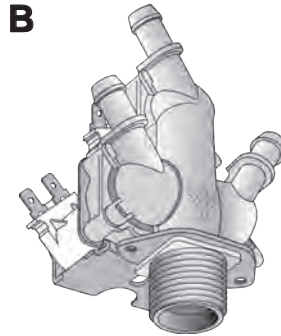
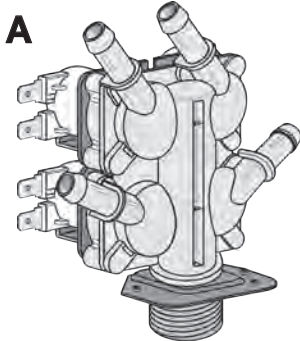
**LOCK SWITCH  
ASSEMBLY  
EBF49827801  
(6601ER1004C)**



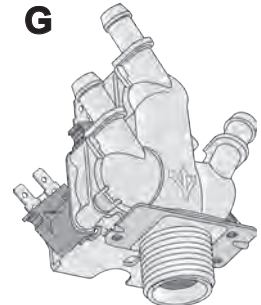
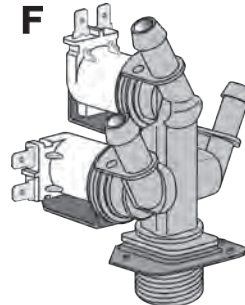
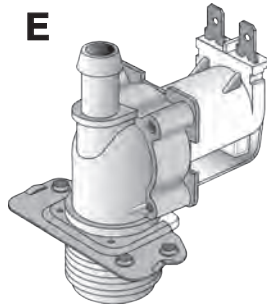
**NOISE FILTER  
6201EC1006T  
Used on Dishwashers,  
Dryers & Washers**



## WATER VALVES



Picture	Part No.	Ref Number	Description
A	5220FR2008C	HC1002C	4-Coil
A	5220FR2008F	HC1002B	4-Coil
B	5221ER1003A	HC1003A	3-Coil
C	5221EA1008F	-	5-Coil 12V DC
D	AJU75152602	-	4-Coil
E	5220FR2006H	HC2006H	1-Coil
F	AJU71030102	HC30102	3-Coil (5220FR2075C)
G	5220FR2075L	-	3-Coil




13" Port


**GASKET  
w/drain hole  
4986ER0004F**

**GASKET  
w/o drain  
4986ER0004B**

### SHIPPING BOLT ASSEMBLY for Front Load Washers



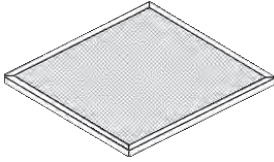
**FAA31690703  
(4011FR3159D)  
5 3/4" Long**




**FAA31690704  
(4011FR3159E)  
4 1/4" Long**

OEM  
LG

MICROWAVE FILTERS



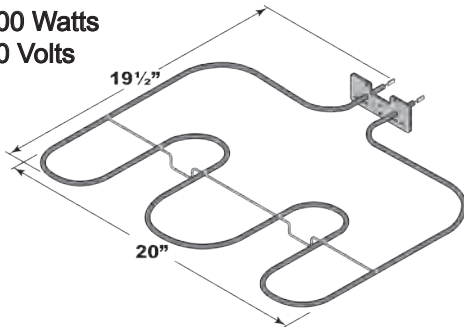
**ALUMINUM MESH**  
**5230W1A012B**  
 4<sup>1</sup>/<sub>16</sub>" L X 7<sup>5</sup>/<sub>8</sub>" W  
 X 3/32" T



<b>CHARCOAL</b>	<b>L</b>	<b>W</b>	<b>T</b>
<b>5230W2A003A</b>	2 <sup>1</sup> / <sub>2</sub>	11	3/8
<b>5230W1A011C</b>	4 <sup>13</sup> / <sub>16</sub>	7 <sup>11</sup> / <sub>16</sub>	3/8

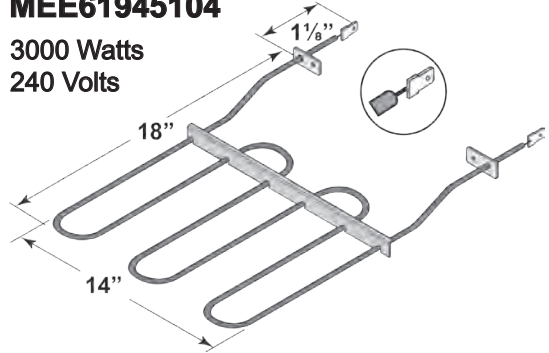
**MEE36593202**

3000 Watts  
 240 Volts



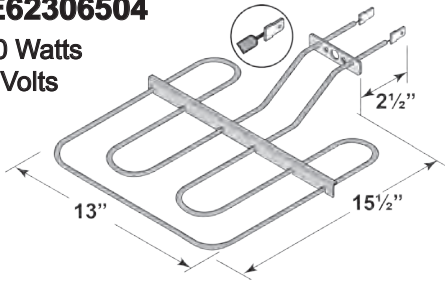
**MEE61945104**

3000 Watts  
 240 Volts

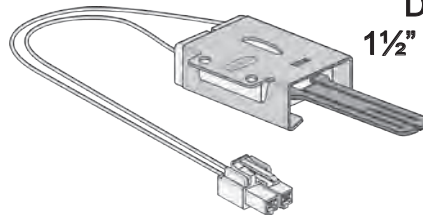


**MEE62306504**

4200 Watts  
 240 Volts



**MEE61841401A**  
**OVEN IGNITOR**  
 DS024KX  
 1<sup>1</sup>/<sub>2</sub>" Ceramic

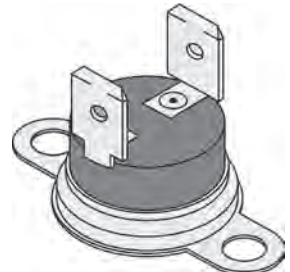


**EBG61305805**  
**OVEN**  
**SENSOR**

2 INCH SENSOR  
 4" wires and block



**6930W1A003X**  
**OVEN SAFETY**  
**THERMOSTAT**  
 L180

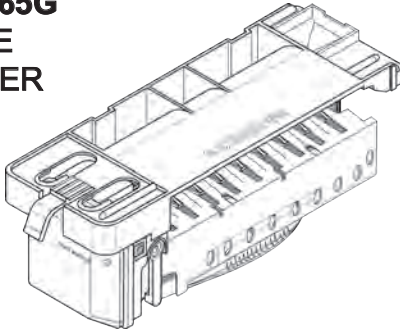




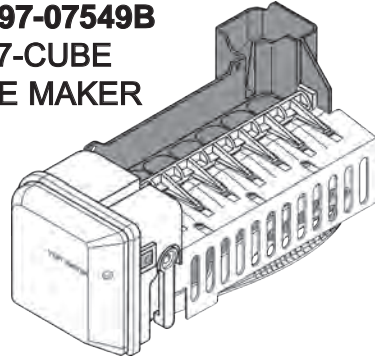
# REFRIGERATOR PARTS

# Samsung

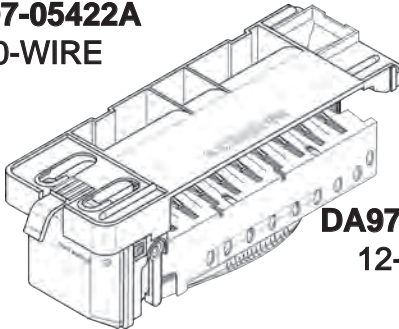
**DA97-07365G**  
9-CUBE  
ICE MAKER



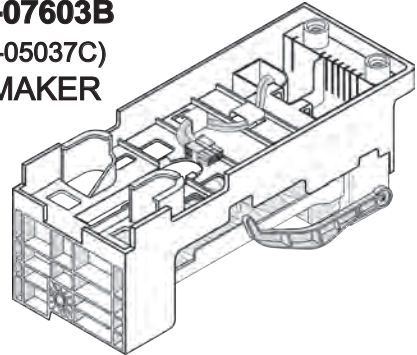
**DA97-07549B**  
7-CUBE  
ICE MAKER



**7-CUBE ICE MAKER**  
**DA97-05422A**  
10-WIRE




**DA97-07603B**  
(DA97-05037C)  
ICE MAKER



**DA97-07592A**  
12-WIRE

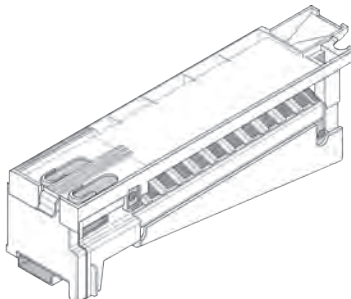
**DA97-13415B**  
8-CUBE ICE MAKER



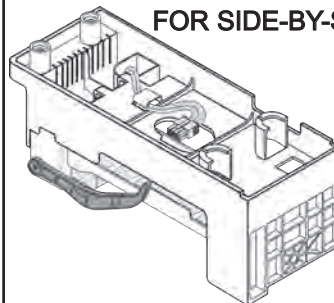
**DA97-05037D**  
7-CUBE ICE MAKER  
FOR BOTTOM FREEZER MODELS



**DA97-12317B**  
**ICE MAKER**  
(DA97-12317A  
DA97-15217D)  
10-CUBE  
13 Wire  
**DA97-12318C**  
6-CUBE  
13 Wire



**DA97-08059A**  
7-CUBE ICE MAKER  
FOR SIDE-BY-SIDE MODELS



OEM  
SAMSUNG



**FILL TUBE ASSEMBLY WITH HEATER**

**DA97-00209Z**



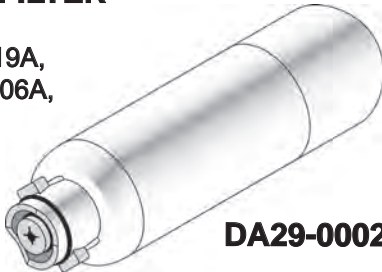
**WATER FILTER**

Replaces :  
DA97-17376B

**HAF-QIN/EXP**

**WATER FILTER**

Replaces :  
DA29-00019A,  
DA-97-08006A,  
WF294,  
WSS-2



**DA29-00020B**




**WATER FILTER**

Replaces :  
DA29-00003A,  
DA29-00003B,  
DA29-00003D,  
DA61-00159A,  
WSS-1,  
DA61-00159A-B

**DA29-00003G**

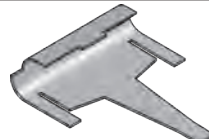
**ICEMAKER VALVES**

Pic	Part No.	Reference	Inlet
1	DA62-01477A	HC01477A	A
1	DA62-01477C	HC01477C	B
2	DA62-00914B	HC00914B	A
3	DA62-01585A	HC01585A	B
4	DA62-02360B	HC02360B	A
5	DA97-07827A	HC07827A	A
5	DA97-07827B	HC07827B	B
6	DA97-07695A	HC07695A	JG



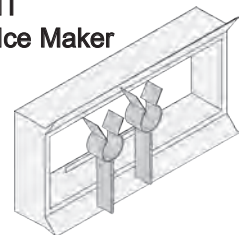
**DA82-01415A  
EXCESSIVE FROST  
KIT**

Field Service Kit  
Prevents Frost &  
Moisture on Evaporator  
Cover




**DA61-06796A  
PROBE ONLY**  
(Included in Field  
Service Kit )

**DA82-02367A  
Y-CLIP KIT**  
Corrects Ice Maker  
Freezing  
Issue

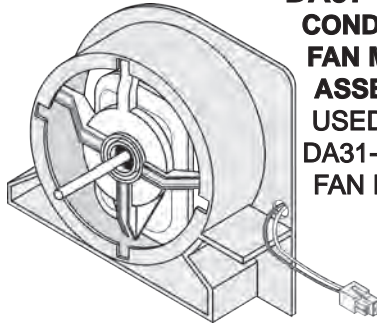


# REFRIGERATOR PARTS

Samsung



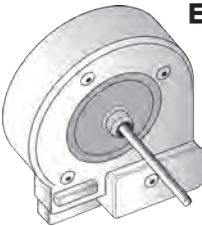
**DA31-00010D**  
CONDENSER FAN  
BLADE



**DA97-01949A**  
CONDENSER  
FAN MOTOR  
ASSEMBLY  
USED WITH  
DA31-00010D  
FAN BLADE



**DA31-00334C**  
EVAPORATOR FAN  
MOTOR ASSEMBLY -  
12VDC .26 A

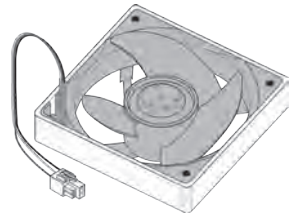


**EVAPORATOR FAN MOTOR ASSEMBLY 12 VDC**

Part No.	Shaft	Wattage	Amps	RPM
DA31-00020E	1 <sup>5</sup> / <sub>8</sub> " X 1/8	3.48	0.29	2770
DA31-00146B	1 <sup>1</sup> / <sub>4</sub> " X 1/8	2.82	0.24	1600
DA31-00146E	1 <sup>5</sup> / <sub>8</sub> " X 1/8	3.21	0.268	2520
DA31-00146H	1 <sup>1</sup> / <sub>4</sub> " X 1/8	2.10	0.175	2950
DA31-00146J	1 <sup>5</sup> / <sub>8</sub> " X 1/8	2.8	0.23	1920


**DA81-06013A**

EVAPORATOR  
FAN MOTOR  
12V DC  
4W 0.3A



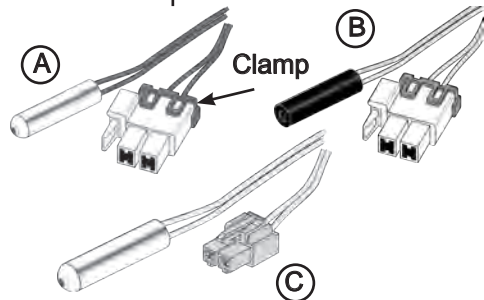
**DA97-15765C**  
CONDENSER  
FAN MOTOR  
ASSEMBLY

**DC64-00828B**  
DOOR SWITCH  
3 WIRE



**DEFROST TEMPERATURE SENSOR**

Part No.	Picture	Wire	Block/Clamp
DA32-00006S	A	Yellow - 16"	White/White
DA32-10105R	B	Yellow - 25 <sup>1</sup> / <sub>2</sub> "	White/Red
DA32-00029Q	A	White	White/White
DA32-10104N	A	Yellow - 8"	White/White
DA32-10109W	A	Blue	White/Red
DA32-00011C	C	Yellow - 12"	Blue/Red
DA32-00033C	C	Yellow - 4"	White/White
DA32-10105X	C	Yellow - 23 <sup>1</sup> / <sub>2</sub> "	Blue/Red
DA32-00011D	C	Yellow - 19 <sup>1</sup> / <sub>2</sub> "	Blue/Red



**DEFROST-BIMETAL**



**DA47-00243K**  
L60-4

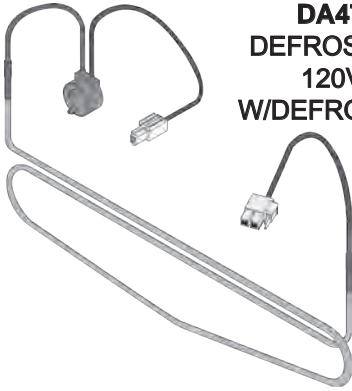


**DA47-00301D**  
6" Harness

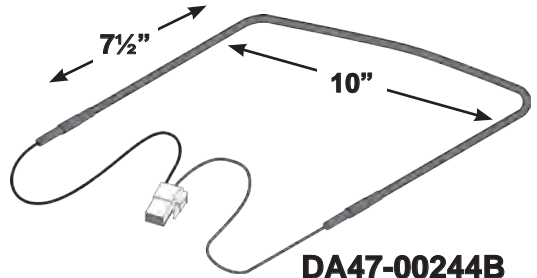
OEM  
SAMSUNG

**Samsung**

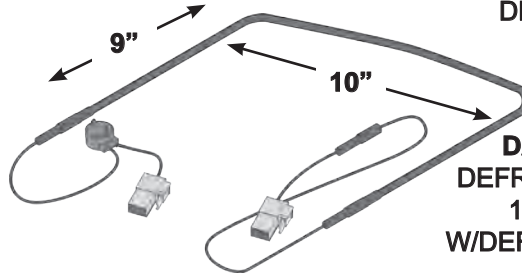
**REFRIGERATOR PARTS**



**DA47-00322J**  
DEFROST ELEMENT  
120V - 140W  
W/DEFROST THERMO



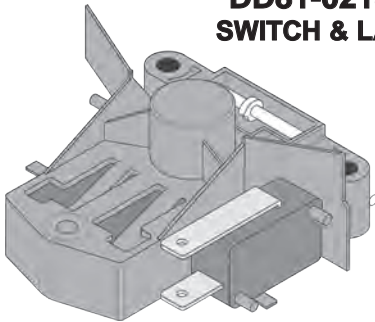
**DA47-00244B**  
DEFROST ELEMENT



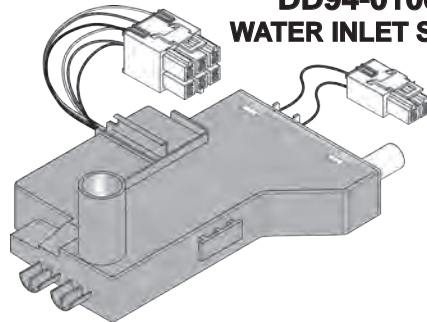
**DA47-00244U**  
DEFROST ELEMENT  
120V - 100W  
W/DEFROST THERMO

**Samsung**

**DISHWASHER PARTS**

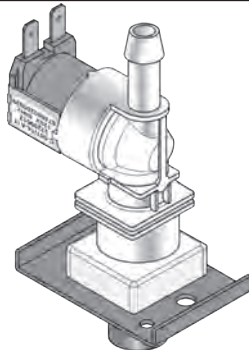


**DD81-02132A**  
SWITCH & LATCH

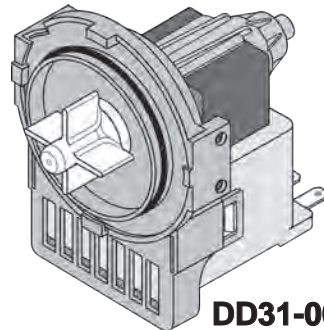


**DD94-01006A**  
WATER INLET SENSOR

**DD81-02265A**  
DISHWASHER WATER  
INLET VALVE - 12VDC



**DD62-00084A**  
WATER VALVE




**DD31-00005A**  
DRAIN PUMP  
120V 45W




# DRYER PARTS

# Samsung

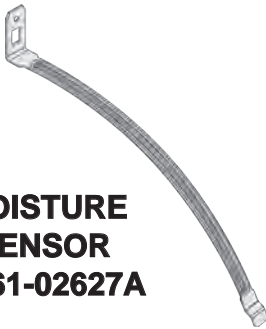
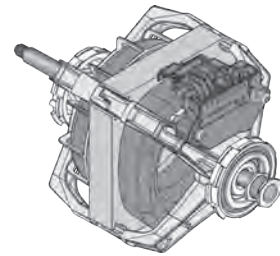


**DC97-16782A** Sleeve Bearing  
**ROLLER** (35001136)  
Interchangeable With  
**DC97-16782E** Ball Bearing

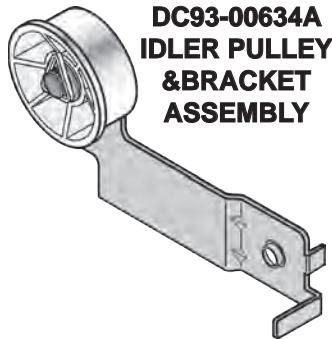


**6602-001655**  
**BELT** 920H5  
(35001137)

**DC31-00055G**  
**INDUCTION MOTOR**  
Shaft: 2½" Blower 1¼" Pulley



**MOISTURE**  
**SENSOR**  
**DC61-02627A**



**DC93-00634A**  
**IDLER PULLEY**  
**& BRACKET**  
**ASSEMBLY**

## THERMOSTAT

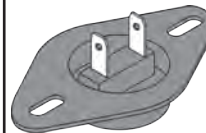


Part No.	Limit
<b>DC47-00015A</b>	<b>160°C</b>
<b>DC47-00016A</b>	<b>85°C</b>
<b>DE47-20059B</b>	<b>120°C</b>

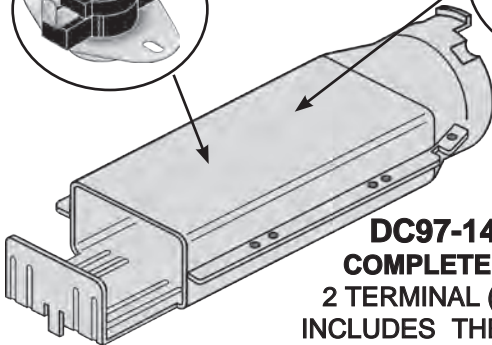
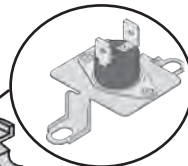
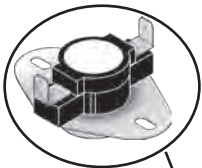
**DC47-00018A**  
**THERMOSTAT**  
**(F-STYLE)**  
L260-50F  
(35001092)

**THERMOSTAT**  
**& LIMIT**  
**AVAILABLE**  
**SEPARATELY!**

**DC96-00887A**  
**LIMIT**  
**325F/160C**  
(35001193)

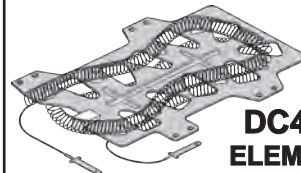


**DC32-00007A**  
**THERMISTOR**  
(35001191)




**DC97-14486A**  
**COMPLETE HEATER**  
2 TERMINAL (35001119)  
INCLUDES THERMOSTATS  
DC47-00018A & DC96-00887A  
(35001092) & (35001193)

**DC93-00154A**  
3 TERMINAL



**DC47-00019A**  
**ELEMENT INSERT**  
(35001247)

COIL ONLY  
**DC47-00019AC**

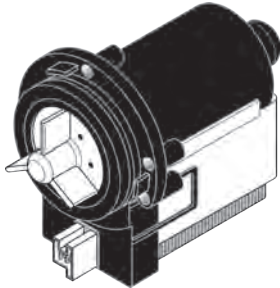


**DC47-00032A**  
**DRYER HEATING**  
**ELEMENT 3 WIRE**  
**1500/3700 W**

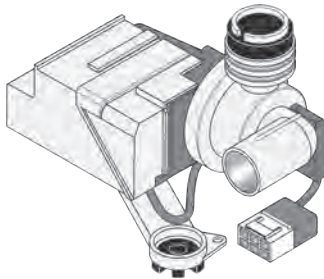
OEM  
SAMSUNG

**DC31-00054A  
MOTOR**

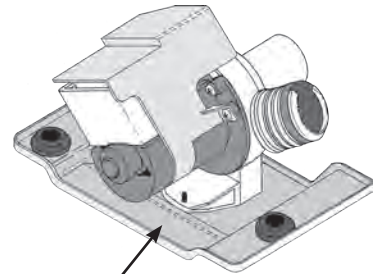
For Pump Assemblies  
Shown at Right & Others



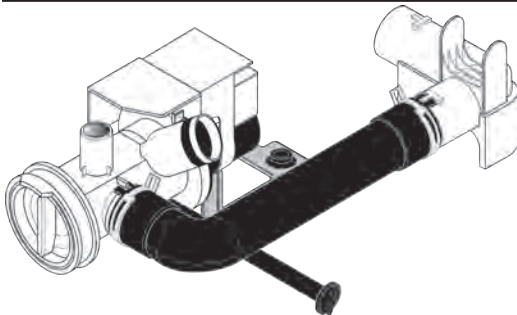
**DC97-19287B  
PUMP**



**DC96-01414A  
DRAIN PUMP**



Note "HUMP" In Bracket




**DRAIN PUMP ASSEMBLY  
FRONT LOAD WASHER**


**DC96-01700A**

(Uses DC34-00054A Motor)

**WASHER DRAIN PUMP MOTOR**



**DC31-00054D**



**DC31-00178A**

**DOOR DIAPHRAGM**



**14" Port**  
**DC64-00802A**  
(34001302)  
NO NOZZLE

-----  
**17" Port**  
**DC97-18094B**  
WITH  
2 NOZZLE  
PORTS



**DC34-00025E  
WASHER DOOR  
LOCK ASSEMBLY**

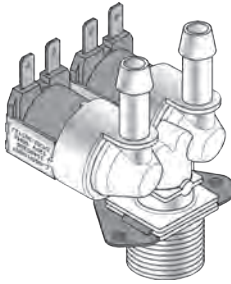
**DC96-01703B  
PRESSURE  
SWITCH**



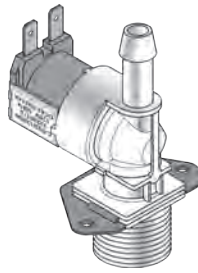
**THERMISTOR  
ASSEMBLY  
FRONT LOAD  
WASHER  
DC90-10128N**

# WASHER PARTS

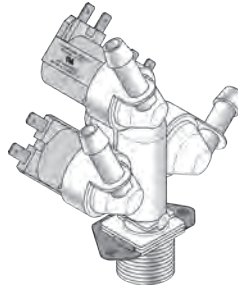
Samsung



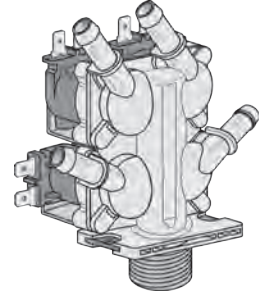
**COLD WATER VALVE**  
**DC62-30312J**



**HOT WATER VALVE**  
**DC62-30314K**  
(34001131)

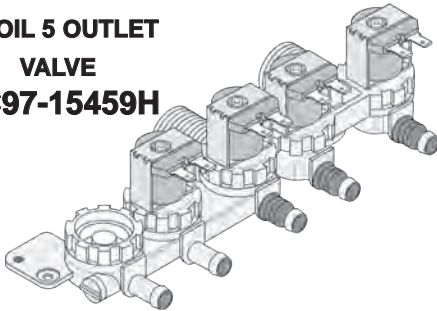


**COLD WATER VALVE**  
3 Coil - 3 Outlet  
**DC62-00142G**  
(34001248)

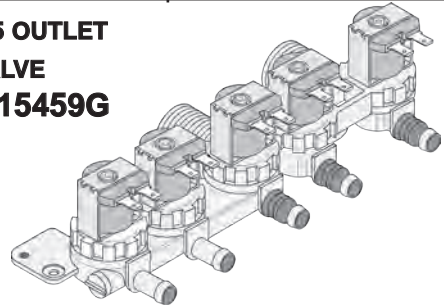


**COLD WATER VALVE**  
4 Coil - 4 Outlet  
**DC62-00214L**

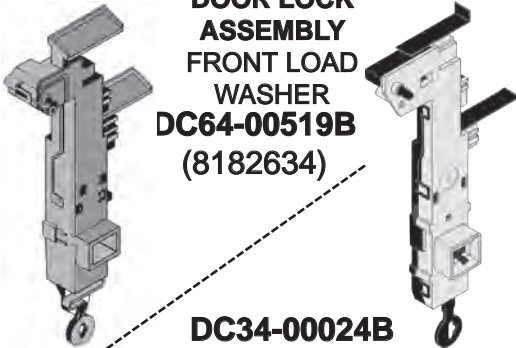
**4 COIL 5 OUTLET VALVE**  
**DC97-15459H**



**5 COIL 5 OUTLET VALVE**  
**DC97-15459G**

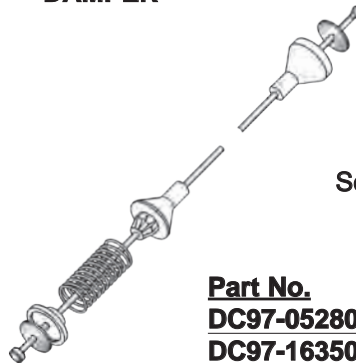


**DOOR LOCK ASSEMBLY FRONT LOAD WASHER**  
**DC64-00519B**  
(8182634)




**DC34-00024B**

**SUSPENSION DAMPER**



4 Required  
Sold Individually



**BOLT FOR DRUM SHAFT ASSEMBLY**  
6 REQUIRED  
**DC60-40137A**

<u>Part No.</u>	<u>End Color</u>	<u>Length</u>
<b>DC97-05280W</b>	Red	25"
<b>DC97-16350C</b>	White	25½"
<b>DC97-16350D</b>	Pink	27"
<b>DC97-16350E</b>	Pink	26"
<b>DC97-18610F</b>	Red	28½"
<b>DC97-16350U</b>	Pink	27"
<b>DC97-05280S</b>	Red	27"
<b>DC97-16350V</b>	Pink	27½"


OEM  
SAMSUNG

# Samsung


# WASHER PARTS

**SHOCK ASSEMBLY**  
**FRONT LOAD WASHER**  
4 Required

**FRONT**  
**DC66-00470A**  
2 Required

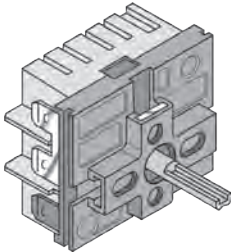


**REAR**  
**DC66-00470B**  
2 Required  
Yellow Ends



# Samsung

# RANGE PARTS



**DG44-01002A**  
(MSA-W21-SKM)  
Energy Regulator

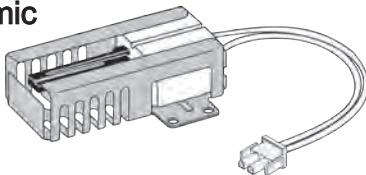


**DG64-00473A**  
Surface Burner Knob  
Stainless Steel  
NX58 Models  
1/4" D shaft Flat top

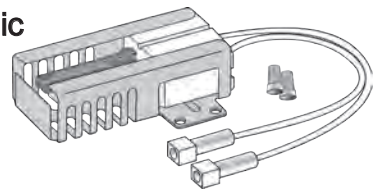


**DG64-00472A**  
Surface Burner Knob  
Stainless Steel  
FX710 Models  
1/4" D shaft Flat top

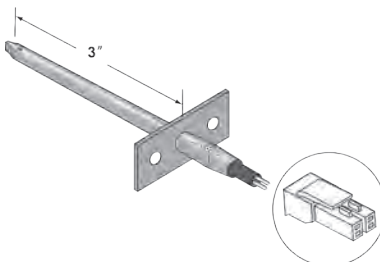
**DG94-00520A**  
1 1/2" Ceramic  
DS038KX



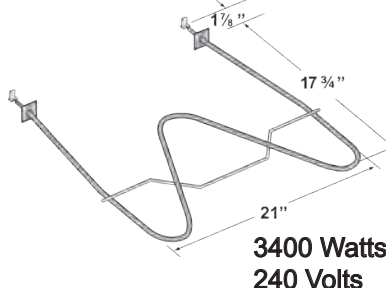
**DG94-01012A**  
1 1/2" Ceramic  
DS039KX



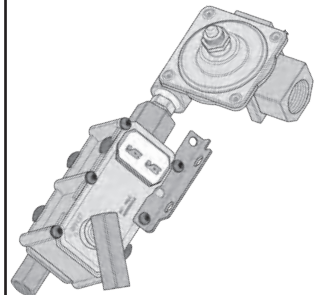
**OVEN SENSOR**  
**3" PROBE**  
**DG32-00002B**



**DG47-00038B**  
**BAKE ELEMENT**



**SAFETY VALVE**  
**& REGULATOR**  
**DG94-00449A**





# REFRIGERATOR DOOR PARTS

# Whirlpool



**WHITE DOOR HANDLE**  
20 1/4" Long

**WP2202807W**

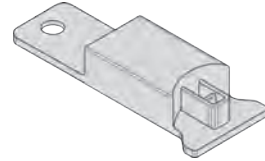


**CUT-TO-FIT WHITE**  
22 3/4"  
**WP2162555**

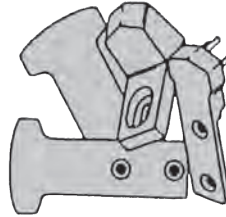
**SMALL END 5/8" WIDE**  
**LARGE END 1 1/8" WIDE**

## HANDLE END

**W11519504**  
**END**  
Grey



## HANDLE END KIT

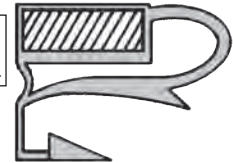


**819342 KIT**  
Chrome

### NEW STYLE DOOR GASKET WITH INTERNAL HARD PLASTIC TAB

1. These gaskets are boxed "fully laid out" and can not be folded or kinked. extra freight charges apply.
2. Study instructions carefully before beginning installation.

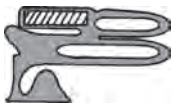
**PLASTIC TAB**  
**WHITE COLOR**



Size	Part No.
28" X 38 3/4"	<b>2159057</b>
31" X 38 3/4"	<b>2159061</b>

ORDER OTHER SIZES  
BY MODEL NUMBER

### CHECK DIMENSIONS BEFORE ORDERING - ORDER OTHERS BY MODEL NUMBER



**COLOR - WHITE**  
New Double Balloon Shape  
Replaces Older Types

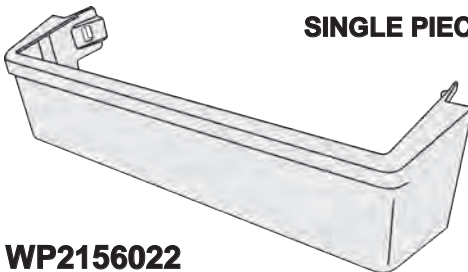


ORIGINAL CROSS SECTIONS

### OVER AND UNDER

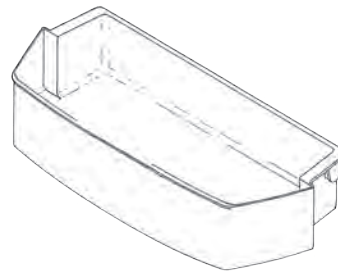
Width(W)	Fresh Food	Height(H)	Freezer	Height(H)
27	2188448A	40		
27	WP2319266T (2262081)	43	2188462A	18 1/2
27	WP2319264T (2262080)	45	-	-
31 1/4	2188450A	39 1/2	-	-

### SINGLE PIECE DOOR BINS



**WP2156022**

16 1/2" Wide  
3 1/2" Deep



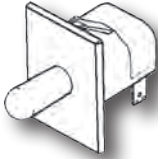
Part No.	Deep	Wide	Color
<b>WP2187172</b>	3 1/2"	15"	White
<b>WPW10321304</b>	8"	18"	Clear/W.
<b>WPW10710203</b>	8"	19"	Clear

OEM  
WHIRLPOOL

# Whirlpool

## REFRIGERATOR DOOR PARTS

### DOOR LIGHT SWITCH



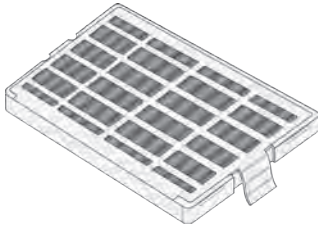
**BUTTON STYLE**  
**WP2149705**

### DOOR LIGHT SWITCH

**LEVER STYLE**  
**W11396033**  
3 Wire SPDT will  
Replace any 2 Wire



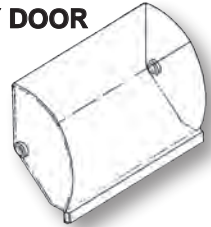
**EXACT 2 WIRE N.C.**  
**W11384469**



**W10311524**  
**Fresh Flow Air Filter**  
**1 3/4" X 3"**

### PLASTIC UTILITY DOOR

**8 1/4" Wide**  
**WP2218113**



### DOOR CLOSER CAMS FOR SIDE-BY-SIDES

#### COMPLETE KIT BLACK CAMS

**4318165**

Includes cams, screws  
and shims. All parts  
for cam replacement  
on two doors.



#### SINGLE PIECE LOWER CAM PIECE BLACK

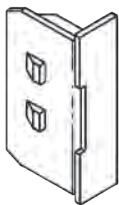
**WPW10329686**



#### UPPER CAM - BLACK -

**WP2182179**

Used with  
2155311

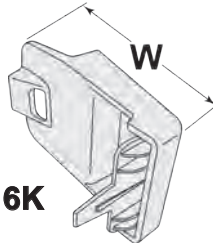


H=1"  
**WP2156007**

H=1 3/4"  
**WP2156006**

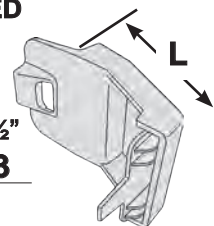
#### STRAIGHT

W=2 3/8"  
**WP2195916K**



#### ANGLED

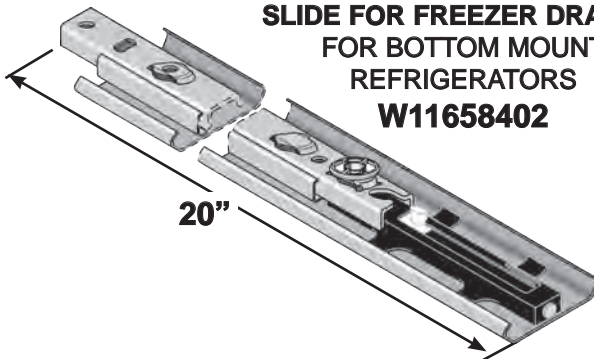
W=4 1/4" L=2 1/2"  
**WP2156003**



### SLIDE FOR FREEZER DRAWER

FOR BOTTOM MOUNT  
REFRIGERATORS

**W11658402**



### LAMP SOCKET




With Wire  
Terminals

**4387478**

# LED LIGHTS AND MODULES

# Whirlpool




**WPW10515057**



**W11683242**  
CHROME TRIM  
LED MODULE KIT  
12 MODULES IN KIT  
(Replaces W11462342)

**W11683243**  
WHITE TRIM  
LED MODULE KIT  
12 MODULES IN KIT  
(9-W11228040  
3-W11234027)  
(Replaces W10695459)



**WPW10515058**



**W11632139**  
LED LIGHT MODULE  
3 PACK



**W11602886**  
LED Light  
Assembly

**W11338583**  
(Medium Base)

**W11518235**  
(Intermediate Base)



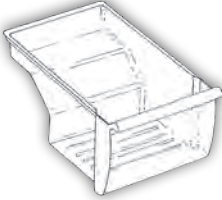
**W11484836**  
LED Light Module  
(Chrome Trim)



**W11043011**  
LED Light Module

OEM  
WHIRLPOOL

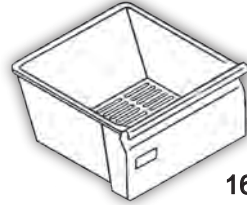
## CLEAR PLASTIC CRISPER



17¼" Long  
13" Wide  
8½" Deep  
With Slide on Front  
**W10854037**

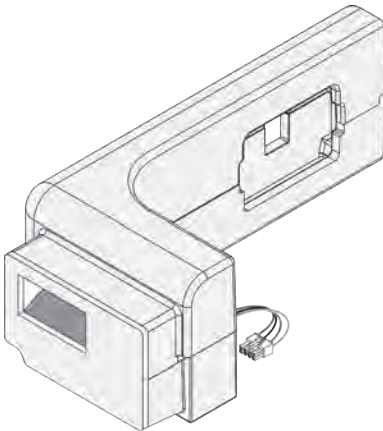


19" Wide  
21" Long  
10" Deep  
**WP2188664**

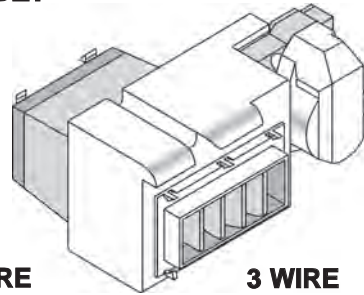


16½" Wide  
15" Long  
7½" Deep  
**WP2188656**

## DIFFUSER ASSEMBLY



**W10814173**

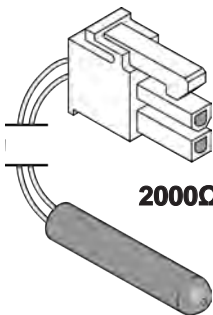


**5 WIRE**  
**WHITE MOTOR**  
Normally Open  
Shutter  
**WP2209751**

**3 WIRE**  
**BLACK MOTOR**  
Normally Closed  
Shutter  
**WP2216112**

**ELECTRIC (120V)**  
**NON-ELECTRIC - MECHANICAL SHUTTER**  
Cream Shutter **WPW10151374**

## THERMISTORS



**2000Ω**

Part No.	Wires
<b>WP2188819</b>	10"
<b>WPW10384183</b>	2"
<b>W11438736</b>	8"

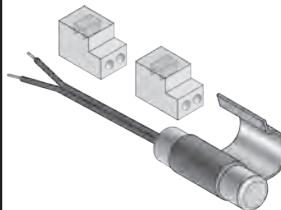
**12002355**



**WIRE 32"**

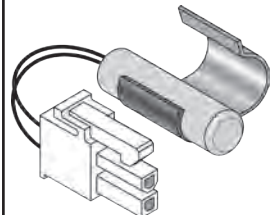
5/16" Dia.  
32" Wires

Kit for Refrigerator  
/Freezer  
Compartment



**W10316760**

for Freezer  
Evaporator



**WPW10383615**

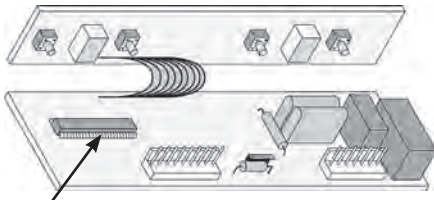


# REFRIGERATOR CONTROLS

# Whirlpool

## CONTROL BOARD FOR LATE MODELS Hundreds of Devices are Mounted on Two Boards

**"JAZZ BOARD"**  
**WPW10503278**  
(12868513, W10165748,  
12784415, 67006740)

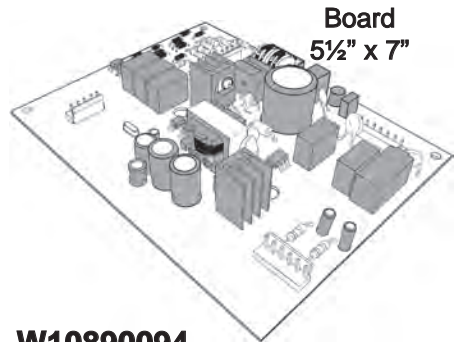


Small Board  
1 1/8" x 6 3/4"

Large Board  
2" x 6 3/4"

Computer Chip is  
Marked "JAZZ 14" for Top Freezers & Side-By-Sides

## CONTROL BOARD FOR BOTTOM MOUNTS




Board  
5 1/2" x 7"

**W10890094**  
(12920710)

"Iceland"  
HV Control

## OLDER MODELS

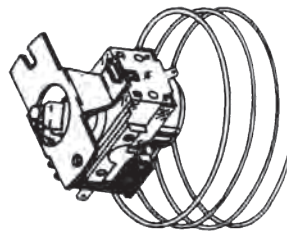
29" STRAIGHT  
CAPILLARY  
VINYL SLEEVE  
INCLUDED



REPLACES ALL NUMBERS LISTED BELOW

**WP68601-6**

52881-33	68119-3	68601-4
52881-34	68119-5	68601-5
52881-36	68601-1	68601-6
68119-1	68601-2	68601-7
68119-2	68601-3	68601-8

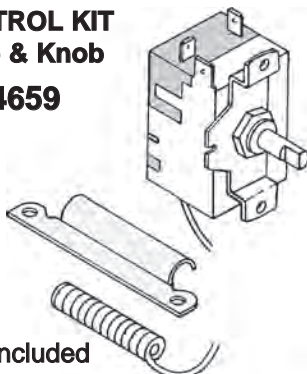


REFRIGERATOR RANGE  
MID-POINTS 36°F & 17°F

**WP819470**  
INCLUDES CAPILLARY  
SLEEVING AND SET  
SCREW WRENCH  
FIXED MOUNTING  
BRACKET 2" O.C.

**COLD CONTROL KIT  
with Clamp & Knob**

**WP4344659**



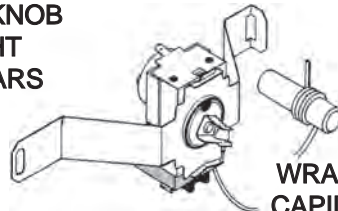
37 Inch  
Capillary

Instructions Included

**SPECIAL BRACKET  
4387562**

NUMBERS ON OLD CONTROL  
2197535, 2193304

INCLUDING KNOB  
AND RIGHT  
ANGLE GEARS



**BARE CONTROL - NO KNOB  
WP2200859 (2201177)**

WRAPPED  
CAPILLARY  
HEAT SINK

OEM  
WHIRLPOOL

## ADAPTIVE DEFROST TIMERS

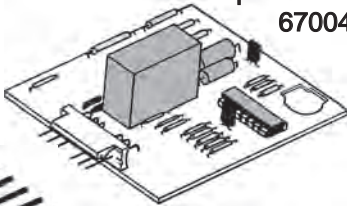
**ADMIRAL TYPE**

MA7702127549

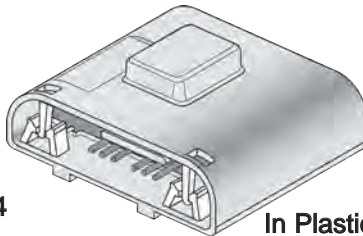
3" SQUARE BOARD

**W11227239**

Control W/Instructions  
Replaces: 12002495 &  
67004704



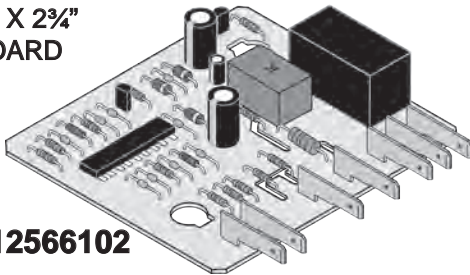
6 - Pin Configurations



In Plastic Box


**AMANA TYPE**

2 3/4" X 2 3/4" BOARD



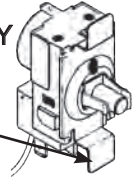
**WP12566102**

## LATE MODELS STRAIGHT CAPILLARY



38" LONG

Note Mounting Tabs



SEE BELOW

17" Cap.

**WPW10511937**  
(2325701)

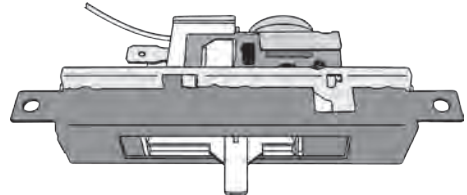
**WP2198202**

REPLACES  
1115242, 1115243,  
2161283, 2161284

12" Cap.

**WP2204605**  
(3ART5C188)

## TEMPERATURE CONTROL with "SLIDE LEVER"



42" Capillary Tube (W11088945)

**WP2315562**

## ADAPTIVE DEFROST CONTROL KITS

**MONITORS AMBIENT CONDITIONS SETS DEFROST FREQUENCY AND DURATION**

INCLUDES CONNECTOR BLOCK AND INSTRUCTIONS

REPLACES MANY ORIGINAL NUMBERS


**4388931 KIT**

REPLACES 2154674, 2169268,  
2169270 & OTHERS

**ORDER BY NUMBER ON OLD CONTROL**

**4388932 KIT**

REPLACES 2154985, 2154958,  
2169267, 2169269 & OTHERS



- IMPROVED -

FOR LATER MODELS  
FOR LATER MODELS


**WPW10366605** (2303822)

**WP2304099**

# DEFROST TIMERS & THERMOSTATS

# Whirlpool

## PLASTIC PARAGON TIMERS

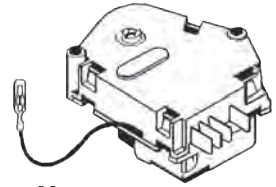


<u>Timing</u>	<u>Part No.</u>
8 Hr	WP68233-2
10 Hr	WP68233-3
8 Hr	R0131577
8 Hr	WP67001036
8 Hr	*WP2183400
12 Hr	WP3-81329

\*Includes mounting bolts 1¼" long & #8-32 Nuts

## STANDARD OEM TIMER WITH FLYING LEAD

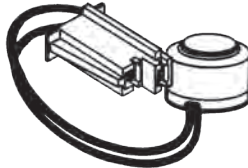
WITH INSTRUCTIONS FOR MANY APPLICATIONS



<u>Cycle</u>	<u>Part No.</u>
8 Hour	W10822278 (482493)

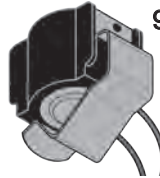
## DEFROST TERMINATION THERMOSTATS

**WP4387499**  
WITH INSTRUCTIONS  
Block Not Included



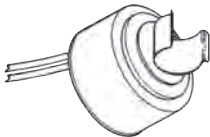
L50-3

**WPW10225581**  
9" Wires L8.9°C - 48°F



**WPW10392132**  
18" Wires  
L6.7°C - 44°F

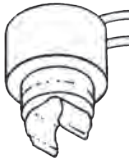
## WITH TUBING CLIP



5 INCH WIRES SPLICE TO ORIGINAL WIRES	<u>Size</u>	CHECK TUBING SIZE		<u>Part No.</u>
		<u>°F</u>	<u>°C</u>	
	5/16	L45	L6.7	WP4387490
	5/16	L48	L8.9	WP4387503

## NEW STYLE DEFROST LIMIT THERMOSTATS

L 54°  
WP61005254

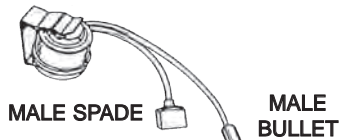


L 38°  
WP61002992

New Style Defrost Thermostats have an Internal Resistor (240kΩ).  
Check Element Continuity Without Removing Limit from Circuit

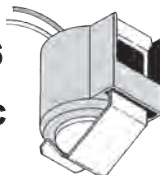
Kit with extra wires & instructions

## TERMINATORS



AS SHOWN	L42-30F	L48-33F
L55-35F WP10442411	12001937	R0161088

**WP67003426**  
9" Wires  
L7.4 - 15.2 °C



**WP67004757**  
L42-30 °F

OEM  
WHIRLPOOL

# Whirlpool

## DEFROST ELEMENT



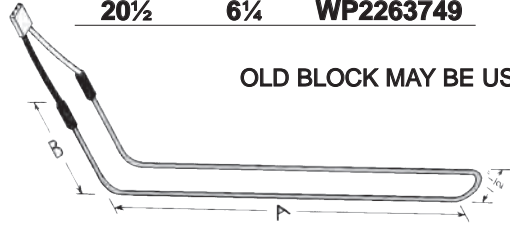
### TUBULAR STEEL U-SHAPE

A	B	Part No.
7½"	18½"	WP2323197
10"	18½"	WP2323198

### TUBULAR STEEL HAIRPIN ELEMENT

A	B	Part No.
20½"	6¼"	WP2263749

OLD BLOCK MAY BE USED



### TUBULAR STEEL ELEMENTS

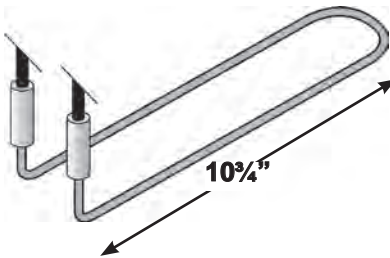


#### Heaters with 2-Wire Block

- 20" Wide - WPW10316428
- 21" Wide - WP2315531 (2166123)
- 24" Wide - WP2315530

### WP12049801

18" Wires with Plastic Connectors  
450 Watts



### FOR SIDE X SIDES

Part No.	L	Watts	Block
WP61006199	10¼"	600 W	3-wire
WP61006116	8½"	500 W	2-wire

Replaces L = 8½"



43° LIMIT WITH RESISTOR

### RADIANT QUARTZ DEFROST HEATERS



Approx. Length	Wire End Type	Watts @ 120V	I.D. No.	Part No.
20¼"	Male 1/4 Spade - Fem 1/4 Spade	550	60106-35	WP60106-35
23"	2 Male 1/4 Spade	480	77284-3	WP61002046
9 (2 in Series)	Harness - Wire Adapters	685	69848-11	WP61001846



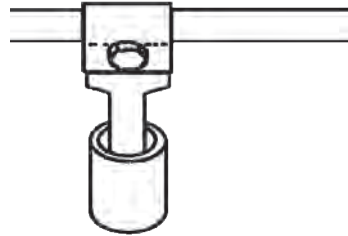
# CONDENSER PANS & MOTORS

# Whirlpool



**P-Trap Drain Tube Kit**  
**W10619951**  
 FOR ICE BUILD UP ON  
 BOTTOM FREEZER MODELS

**DEFROST TUBE HEATER**  
**819043**  
 HEAT PROBE ADD-ON TO STOP  
 TUBE ICE-ING

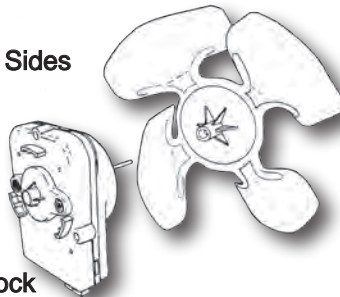


## CONDENSER MOTORS

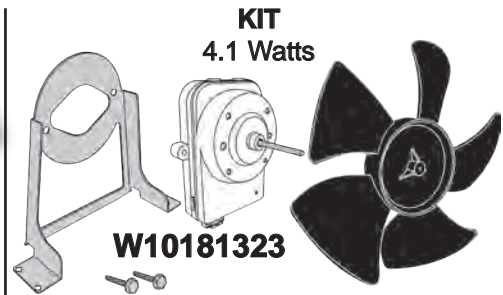
**KIT**  
**1/8" SHAFT**  
 Fits late model Side x Sides  
 Kit Includes:

- Motor
- Blade
- Harness
- Instructions

**W10124096**

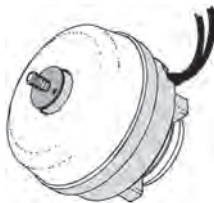


4 Pin Block



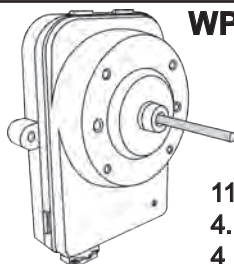
**W10181323**

Wires 13" Long



**W11127829**

115V 2.6 Watts  
 4 Pin Connector  
 (W10527155  
 W10909387  
 W10917708  
 W11505535)



**WP2188874**

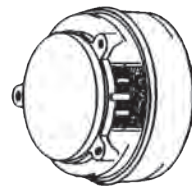
115V  
 4.1 Watts  
 4 Pin Connector

115 Volts • 2 Watt  
 Replaces "CW" 3-Pin Type W/ Wires  
 (R0150002, 12001314)

**833697**

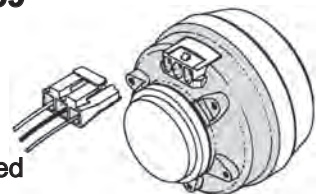


Replaces



**W10822259**  
 (4387244)

3-Wire  
 Connector  
 Block Included  
 • 2 Watt CW



OEM  
 WHIRLPOOL

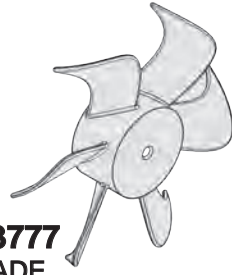
## EVAPORATOR FAN BLADES



**WP2169142**  
FAN BLADE  
4" Dia.

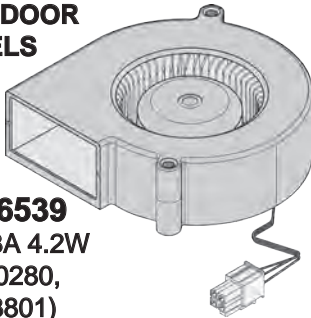


**WPW10445742**  
FAN BLADE  
4¾" Dia.

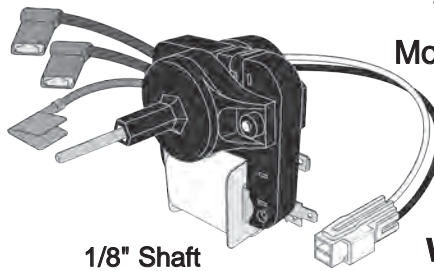


**WP2163777**  
FAN BLADE  
3¼" Dia.

### FRENCH DOOR MODELS



**W10846539**  
14VDC 0.3A 4.2W  
(W10460280,  
W10833801)

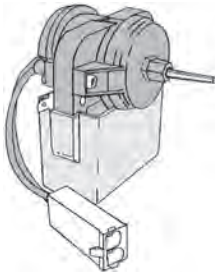


**W11024089**  
Motor with Wiring  
Harness

1/8" Shaft  
7/8" Long  
7/16" Stack

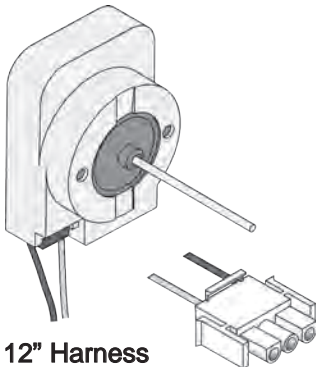
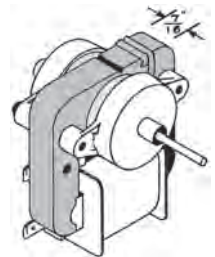
**WPW10128551**  
Bare Motor

S x S  
1½" long  
**WP2315549**



PLASTIC BODY  
Top Freezer  
1/8" Shaft 1" long  
**WP2315539**

HUB MOUNT  
1/8" SHAFT  
**WP61004888**  
(78756-1,  
54482-10)



12" Harness

### Fits Late Model Freezers

1/8" Shaft 1¾" Long  
Uses W10445742 Blade  
Above

**WP3-60336-001**  
(4390914)

4 Pin Connector

### EVAPORATOR MOTOR



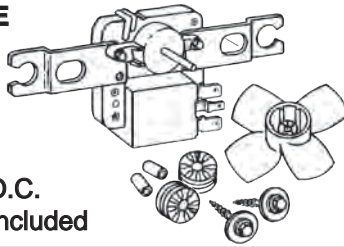
115V 2.2 W  
1/8" Shaft  
1/2" Long

**WPW10464673**

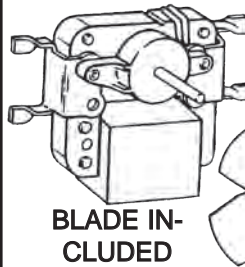
# EVAPORATOR MOTORS

# Whirlpool

**KITS SHAFT  
REPLACES HUB TYPE  
BLADES INCLUDED  
482731**



4 1/4" O.C. & 6 3/4" O.C.  
Screws & grommets included



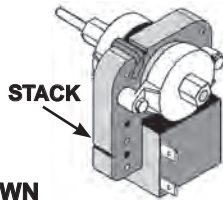
**SIDE EAR  
MOUNT**

**482469**

**BLADE IN-  
CLUDED**

## 1/8" SHAFT – LATE MODEL MOTORS – CCW ROT.

**WP4389147  
LONG SHAFT 1 1/2"  
3/8" STACK .12A**



**4389144**

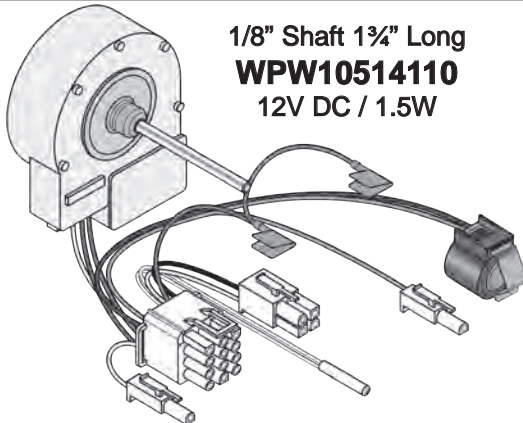
**LONG SHAFT 1 1/2"  
WIRE TERMINALS AS SHOWN  
1/2" STACK .15A**



**WPW10189703 (2214986)  
SHORT SHAFT 7/8"  
WIRE TERMINALS OTHER SIDE  
1/2" STACK .15A**

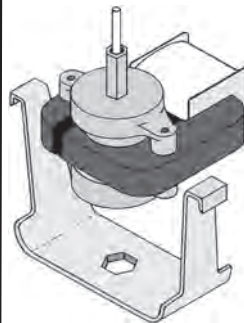


**WPW10464673  
EVAPORATOR FAN MOTOR  
115 V - 2.2 W**



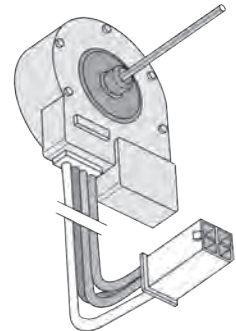
1/8" Shaft 1 3/4" Long  
**WPW10514110**  
12V DC / 1.5W

Harness includes  
9 Pin Plug  
4 Pin Plug  
(2) 1 Pin Plugs  
Defrost Limiter  
Thermistor  
(2) Grounding Clips



**MOTOR KIT WITH  
PLASTIC STIRRUP**  
Kit also Includes  
Jumper Wires &  
Instructions  
**12002744**

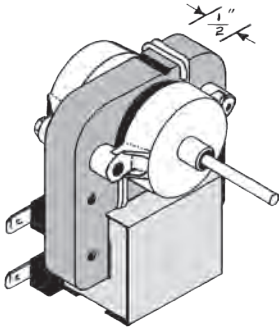
7/16" Stack • 1/8" Shaft  
• CW Rotation



**W11671461**  
(W10255195)  
12VDC 0.3A

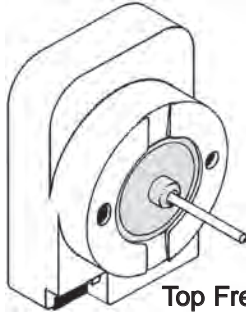
OEM  
WHIRLPOOL

**EVAPORATOR MOTOR**  
**1/8" SHAFT**  
 • 1 1/4" LONG • CCW  
 • END HUB MOUNTING



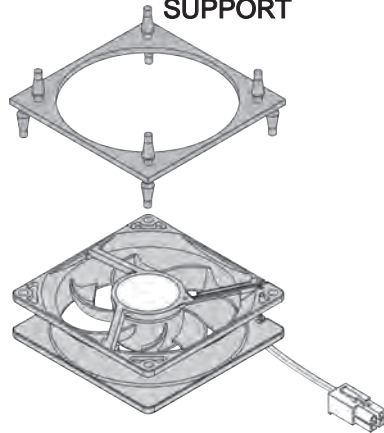
**BARE MOTOR**  
**WP10513803**

**PLASTIC MOTOR**  
 1/8" SHAFT • 115 V  
 • PANASONIC  
 W/O LEADS

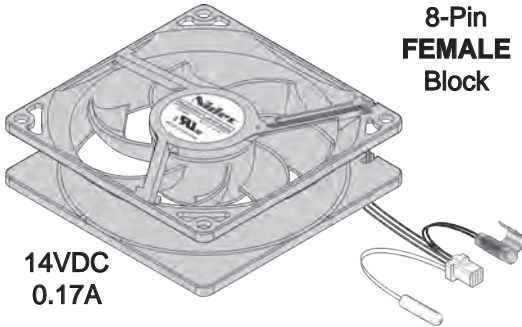


Top Freezer  
 1" long  
 CCW -4 Pin  
**WP61005339**

**W10633627**  
**EVAPORATOR FAN**  
 with  
**SUPPORT**



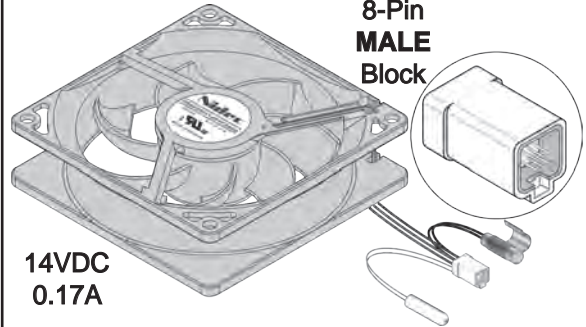
**W11087438**  
**EVAPORATOR FAN MOTOR**  
 includes Harness and Thermistors



14VDC  
 0.17A

8-Pin  
**FEMALE**  
 Block

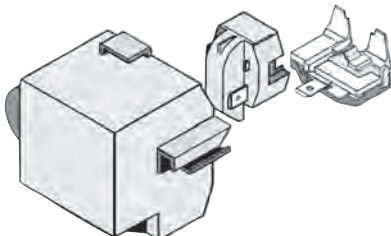
**W11033168**  
**EVAPORATOR FAN MOTOR**  
 includes Harness and Thermistors



14VDC  
 0.17A

8-Pin  
**MALE**  
 Block

**RELAY, OVERLOAD**  
**& COVER KITS**



**KIT FOR TOP MOUNTS**  
 18 & 21 cubic ft.  
**8201769**

**KIT FOR SIDE BY SIDES**  
 20 & 27 cubic ft.  
**8201799**

Kit includes (2) Overloads, 3-wire Relay, Plastic Box & Instructions. Replaces many Type "A" R&O Assemblies

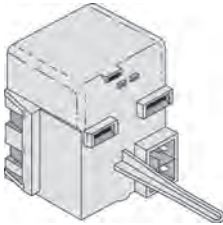
**KIT FOR SIDE BY SIDES**  
 25 & 27 cubic ft.

Kit includes (1) overload, 3-wire relay and a cover  
**WP4387835**



# RELAYS & OVERLOADS

# Whirlpool

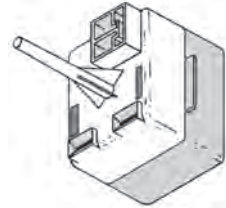


**EMBRACO BUILT**  
(513604008, 2255198)  
**WP2319792**

**KLIXON RELAY & OVERLOAD**

**W11092533**

(5SP14N319NFE)

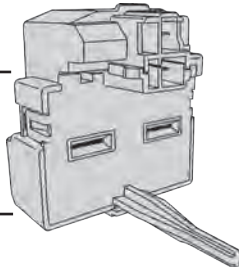


## RELAY ASSEMBLY

**WPW10189190**  
445KFBYY-77AAV7AB  
on overload

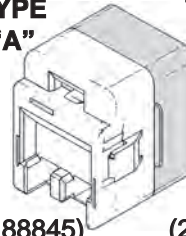
**WPW10197428**  
319NFBYY-77AWK8AB  
on overload

**WPW10448874**  
427KFBYY-77ACH8AB  
on overload



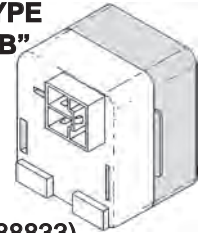
KIT INCLUDES TWO  
R & O ASSEMBLIES  
with 437NFBYY OVERLOAD  
Instructions Included  
**8201786**

TYPE  
"A"

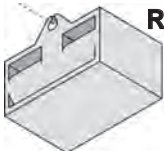


(2188845)

TYPE  
"B"



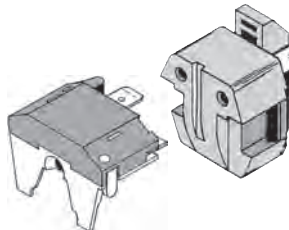
(2188833)



**RELAY, OVERLOAD  
& CAPACITOR**

**W10613606**  
(67005560)

**NO PLASTIC COVER**



**Identify By  
Numbers On  
Old Overload**

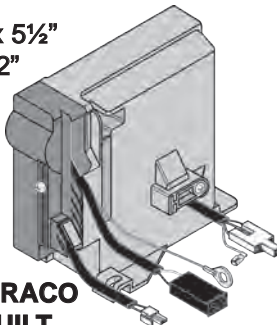
283ULBYY-53  
819099, 2154759

**Order Kit#**  
**4387913**

**3-WIRE RELAY INCLUDED**


**INVERTER BOX,  
COMPRESSOR CONTROL**

5½" x 5½"  
x 2"

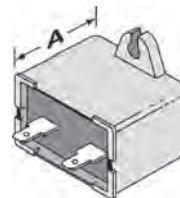


**EMBRACO  
BUILT  
W10629033**

**SOLID STATE PUSH-ON  
RELAY**



3-Wire for Capacitor Start  
**W10920279**  
(8EA21C3, 61003115,  
1005504)



**CAPACITORS**  
Potted In  
Plastic Box

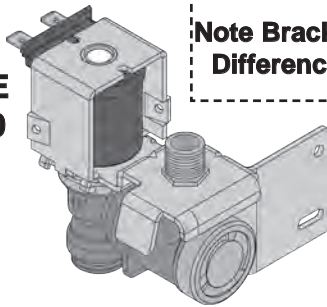
A = 1¼" • 12µf  
**WPW10662129** (2169373)

2¾" Wide 1¼" High  
7/8" Deep • 15µf  
**WP65889-4**

OEM  
WHIRLPOOL


## VALVES AND KITS WITH JOHN GUEST OUTLETS

**SINGLE VALVE  
WPW10238100**



Note Bracket  
Difference

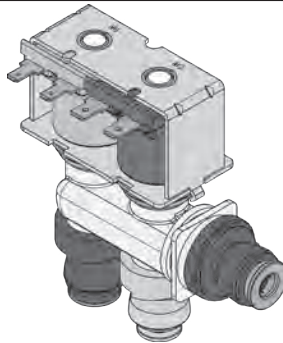
**SINGLE VALVE  
WPW10498990  
20W COIL**



**WPW10498976  
35W COIL**

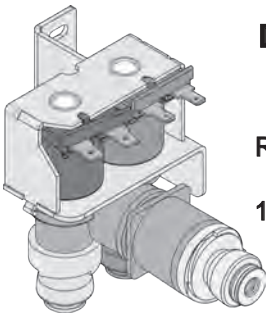
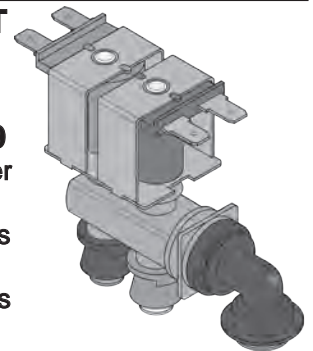
**DUAL OUTLET  
VALVE  
WPW10341320**

Used with  
W10238100  
above



**DUAL OUTLET  
VALVE**

With 90° INLET  
**WPW10341329**  
Fits Bottom Freezer  
Models  
Red & Green Coils  
5/16" Inlet  
1/4" & 5/16" Outlets



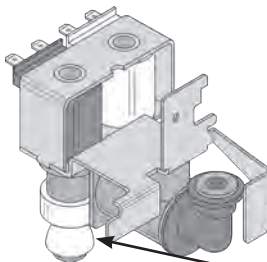
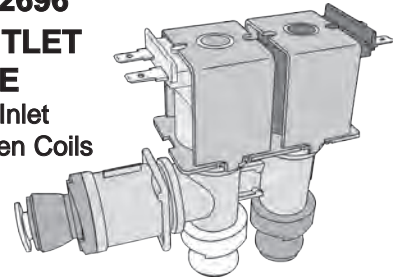
**DUAL OUTLET  
VALVE**

**WP2188808**  
Red & Green Coils  
5/16" Inlet  
1/4" & 5/16" Outlets

**WPW10312696**

**DUAL OUTLET  
VALVE**

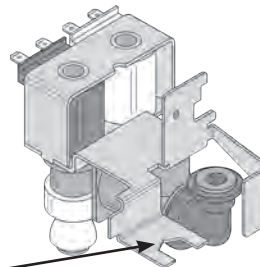
W/Horiz. Inlet  
Black & Green Coils



**WP67006531**

**COILS**  
35 W ( Brown ) &  
20 W ( Yellow )  
Push-In Outlets  
5/16" & 1/4"  
Push-In Inlet  
5/16"

Note Bracket



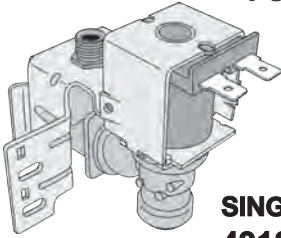
**WP67005154**

# ICE MAKER WATER VALVES

# Whirlpool


## POPULAR INLET VALVE KITS FOR ICE MAKERS IN WHIRLPOOL & COLDSPOOT REFRIGERATORS

1/4" Tubing Inlet Replaces 3/4" Hose Bib Inlet



**SINGLE  
4318047**

Kits include  
Mounting Bracket  
Plastic Tubing  
Fittings and  
Small Parts  
Complete Instructions



**DOUBLE  
4318046**

**BARE VALVE - No Kit  
WP2315576**

**BARE VALVES  
(NO KIT)  
ARE HIGHER IN PRICE!**

**BARE VALVE - No Kit  
WP2188542 - Compression**

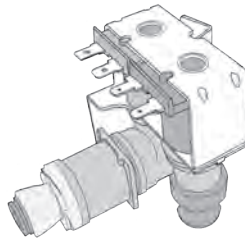
**W10853654 - John Guest**

### DOUBLE VALVE

For 5 Cube Ice Maker. Used with EDR5RXD1 Grille Mounted filter. Includes Poly tubing. Yellow & Green Coils  
**(Replaces 4389178)  
W10822681**


### MULTIPLE FITTING VALVES

Wire Terminals 1/4" & 3/16"



### VALVE KIT FOR "IN THE GRILLE FILTER"

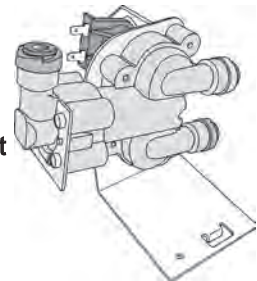
Used with EDR5RXD1 Grille Mounted filter. Includes Poly tubing. Red & Green Coils  
**W10408179  
(Replaces 4389177)**



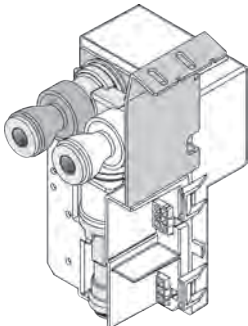
**DOUBLE VALVE**  
Used with EDR5RXD1 Grille Mounted filter.  
Brown & Green Coils  
1/4" Inlet 1/4" & 5/16" Outlet  
**WPW10179146**

### DUAL VALVE With 90° INLET

1/4" Inlet  
1/4" & 5/16" Outlet  
**W10247725  
(2315533)**

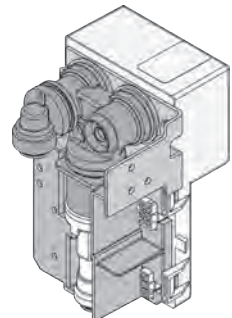


### "SMART" VALVES



**WPW10159839**  
**Dual Valve**  
1/4" inlet  
1/4" & 5/16" outlet


**WPW10270395**  
**Single Valve**  
5/16" inlet  
5/16" outlet



## SINGLE VALVE

**W10865826**

(WPW10394076,  
W10394076, W10726788,  
W10833705, W10872966)



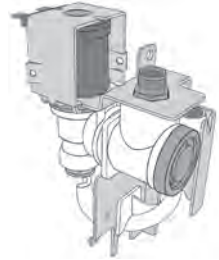
## ICE MAKER VALVE

with Tube Guide  
Fits

Side-by-Sides  
&

Bottom Mounts

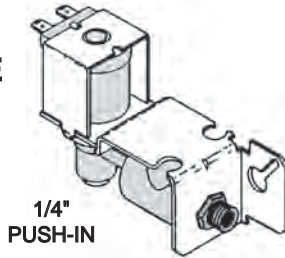
**WP67003753**



## SINGLE VALVE

**WP61005273**

(78681-1)

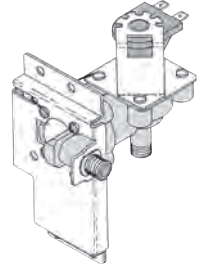


1/4"  
PUSH-IN

## SINGLE

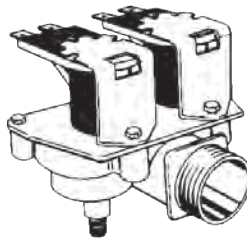
(R0000214  
12490801)

**W10833899**



## WPW10245167

BARE VALVE

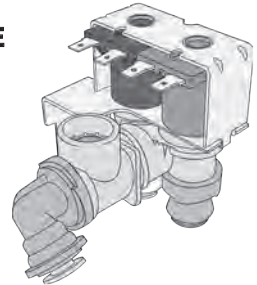


## DUAL OUTLET VALVE

WITH 45° INLET

Fits Bottom Mounts  
& Side-by-Sides

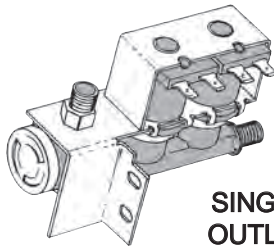
**12002193**



## WP12544001

(R0000242)

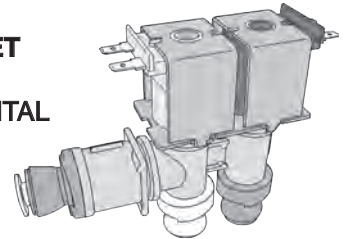
1/4" Outlet



SINGLE  
OUTLET

DUAL OUTLET  
VALVE  
WITH HORIZONTAL  
INLET

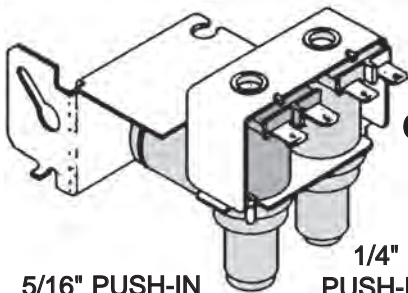
**67006322**



## WP12544002

5/16" Outlet

## DOUBLE COIL-DOUBLE OUTLET



5/16" PUSH-IN

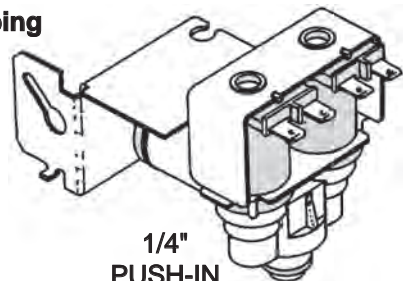
1/4"  
PUSH-IN

**61005626**  
(78680-1)

## DOUBLE COIL-SINGLE OUTLET

Kit with Tubing

**12001892**



1/4"  
PUSH-IN

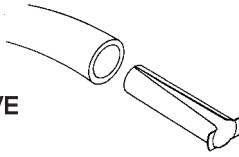


# ICE MAKER PLUMBING

# Whirlpool

## PLUMBING INSIDE THE CABINET

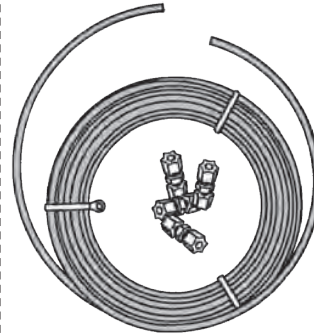
Kit includes  
6' 1/4" O.D. HARD  
PLASTIC TUBING  
INCLUDES INSERT SLEEVE  
**W10823511**



**PLASTIC UNION**  
1/4" X 1/4"  
**WP4211117**

## TUBING RESERVOIR REPLACES TANK

60' of 5/16" Plastic  
Tubing With Fittings

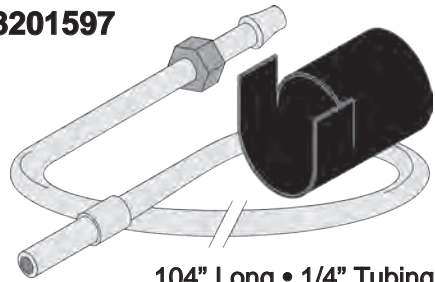


**WP2256126**  
(2209687)

**25' INSTALLATION KIT**  
**8003RP**



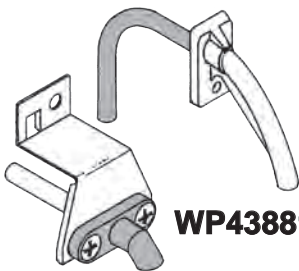
**FILTER INLET WATER TUBE KIT**  
**8201597**



104" Long • 1/4" Tubing

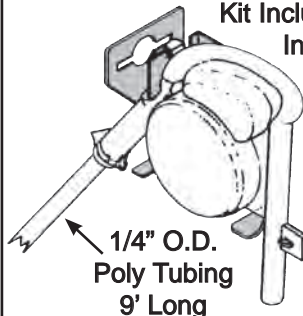
## FOUNTAIN SPOUTS

**FILL SPOUT KIT WITH  
TUBING**  
Two Spouts Included



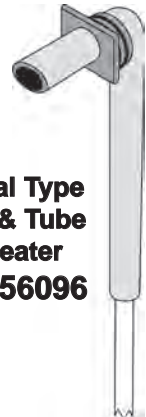
**WP4388152**

**8201537**  
**ANTI-DRIP VALVE FOR  
WATER DISPENSER**  
Kit Includes Bracket &  
Instructions



1/4" O.D.  
Poly Tubing  
9' Long

**FILL SPOUT FOR  
S X S  
ICE MAKER WITH  
ICE BIN IN DOOR**



**Original Type  
Spout & Tube  
No Heater**  
**WP2256096**

## CUT-TO-FIT I.M. TUBE PLASTIC 9 1/2" LONG



Replaces Slip-Fit #S  
2174760, 2196035 & Others


**WP2196157**



1/4" O.D.  
Tubing  
Nut Included

1/4" Poly Tube 8'  
Long


OEM  
WHIRLPOOL



**Filter 1**  
**EDR1RXD1**  
(W10295370A)  
Blue Translucent Filter  
for SXS Refrigerators

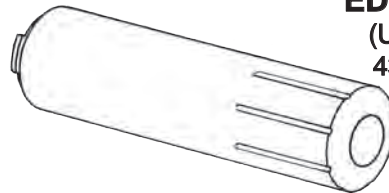


**Filter 2**  
**EDR2RXD1**  
(W10413645A)  
Blue Translucent Filter  
for SXS Refrigerators




LOA 12"  
Mounts in Lower Grille

**Filter 3**  
**EDR3RXD1**  
(4396841  
4396710  
W10193691)



**Filter 4**  
**EDR4RXD1**  
(UKF8001  
4396395)



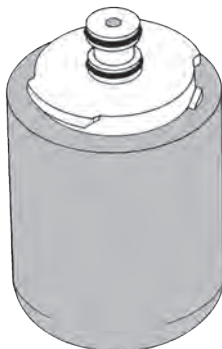
LOA 10"  
Mounts in Lower Grille  
for SXS Refrigerators

**Filter 5**  
**EDR5RXD1**  
(4396508  
4396510  
4396918  
8212491  
8212652  
4396547  
9902 (Sears)  
9010 (Sears))

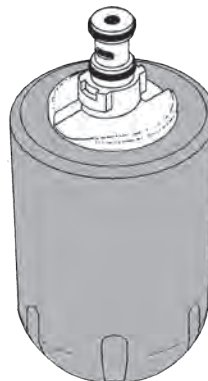


LOA 9½"  
Mounts in Lower Grille  
for Top Mount Refrigerators

**Filter 6**  
**EDR6D1**  
(EDR6RXD1  
4396701,  
4396702)



**Filter 7**  
**EDR7D1**  
(UKF7003, UPF5001,  
UKF6001, UKF7001,  
UKF7002)




**Filter 8**  
**EDR8D1**  
(8171413, 8171414,  
8171787)

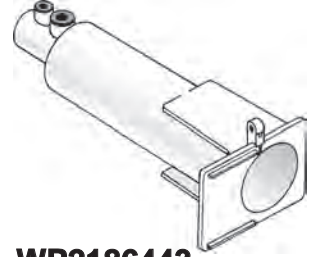
**W10862460**  
Filter 1 Housing  
(Black Door)



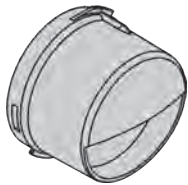
**W10862461**  
Filter 1 Housing  
(Gray Door)



**WPW10121138**  
Filter 3 Housing

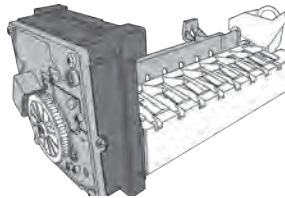


**WP2186443**  
Filter 5 Housing



**WP2260518B**  
**FILTER CAP**  
- Used with  
EDR3RXD1  
Filter and  
WPW10121138

**D7824706Q**  
(61005508,  
626640)



**BARE ICE MAKER**  
No bucket  
No Cover  
No Feeler Arm  
No Harness  
No Valve

## CRESCENT CUBE ADD-ON ICE MAKER KITS

Popular Kits For All Whirlpool Built Refrigerators. Includes Bucket, Water Inlet Valve, Spouts, Clips, Screws & Complete Instructions For Add-On To Top, Bottom, Or Side Freezers.  
- CAN OFTEN BE ADAPTED TO OTHER MAKES-

**ROUND PLUG**  
FOR OLDER PORCE-  
LAIN LINERS  
**1129313**

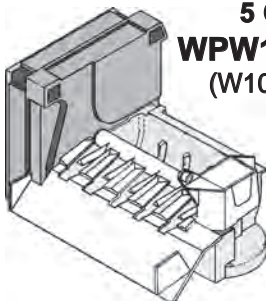


**LONG WIRES -**  
**FLAT PLUG**  
FOR PLASTIC LINERS  
- WITH INLET VALVE  
BUILT 1984-1993  
**1129316**

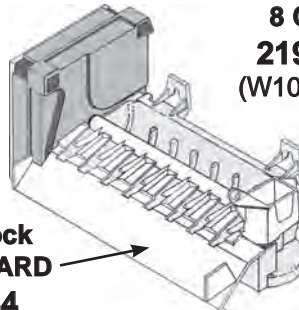


## ICE MAKER ASSEMBLIES

-- Cubes Dump Directly into Ice Bin in Freezer Door --



**5 CUBE**  
**WPW10190961**  
(W10122503)

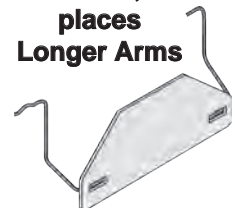


**8 CUBE**  
**2198597**  
(W10122502)

with 4-Pin  
Electrical Block  
STRIPPER BOARD  
**W10297244**

For Side By Sides With Ice Bin In Door - Used with W10757851


**SHUTOFF ARM**  
w/ Plastic  
Extension, Re-  
places  
Longer Arms



**W11342242**  
(WP2304354)

OEM  
WHIRLPOOL

## FLEX TRAY ICE MAKER 8 Cube Tray



**W11700250**

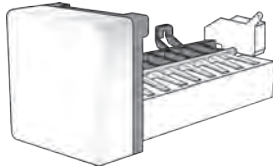
3 Wire - 5 Pin male plug

**W11284458**

3 Wire - 4 Pin female plug

## BARE ICE MAKER FOR THRU-DOOR OR OTHER EXISTING INSTALLATIONS RE- PLACES OLDER TYPES

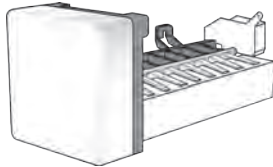
**4317943**



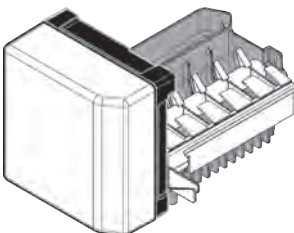
Includes 4 Harnesses to Replace Many  
Different Ice makers (Does Not Include  
Shutoff Arm)

## Late Model SXS Smaller Cube 1/2" x 2"

**WPW1030022**



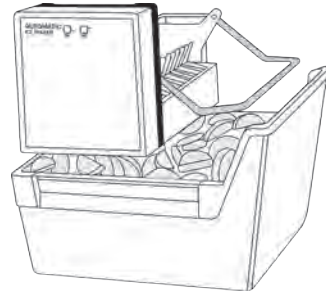
**WPW10251076**  
6 Cube Ice maker



## ICE MAKER KIT **W11510803**

(8560, 2155469A, WPW10715708)  
ECKMF95

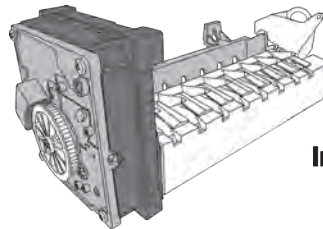
Compatible with models using all types of  
refrigerants, including R600A  
Fits models  
with harness foamed in place  
1994 to present



**W11517113**

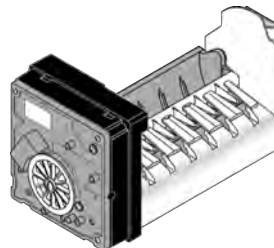
(WPW10715709) ECKMFEZ2  
EZ Connect Icemaker Kit

## BARE ICE MAKER with Harness No Shutoff Arm or Cover



**WPW10190965**  
Includes Flat 4-Pin  
Wiring Harness

**WPW10122559**  
Stripper Board  
is Flat  
6 Cube Ice maker

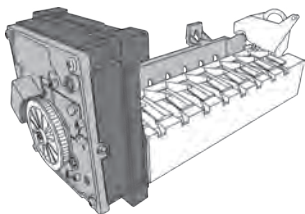




# ICE MAKERS

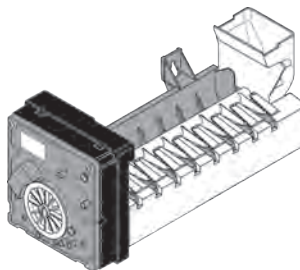
# Whirlpool

## FITS LATE MODEL BOTTOM MOUNT



**WPW10190981**

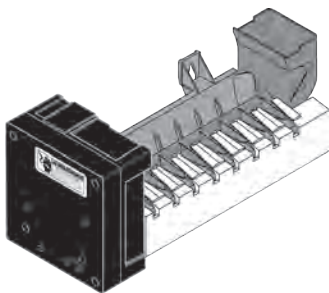
Fits Late Model  
Bottom Mount w/  
Dispenser



**WPW10300024**

Fits Late Model  
Bottom Mount

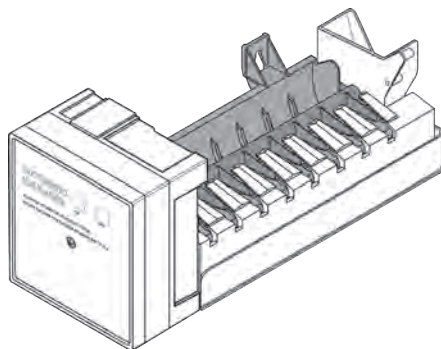
## FITS FRENCH DOOR MODELS



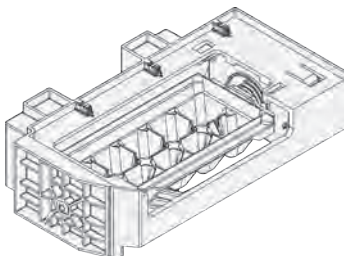
**W10882923**  
(W10377151)

Ice Maker located  
in FF Section  
Includes 2 different  
wiring harnesses &  
front covers

**W10884390**  
(W10377152,  
W10469286)



**W10873791**  
FLEX TRAY  
ICE MAKER

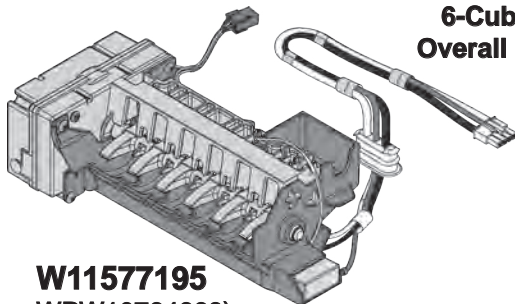


10 Cube Tray ...  
Ice Maker is located  
in the Freezer Door

**Bare Ice Maker**  
**Air Diffuser**  
**Attached**

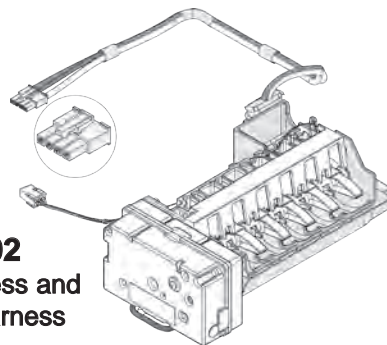
**SMALL**

**6-Cube Ice Maker**  
Overall Length = 9½"



**W11577195**  
WPW10764668)

3 wire main harness and  
6 wire sensor harness



**W11658802**

3 wire main harness and  
2 wire sensor harness

Replaces: W11294907, 11483245,  
W10917790, W11188383, W10746960,  
W11109572, W11232541

OEM  
WHIRLPOOL

## “BROKEN TAB” REPAIR KIT

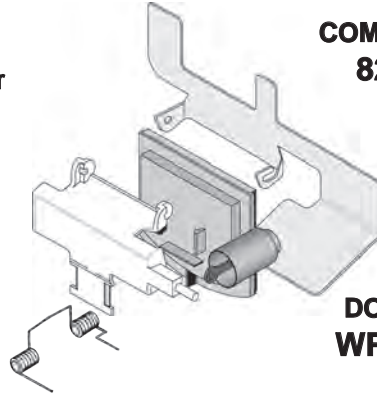
Used when plastic tab is broken on dispenser housing.

Complete Kit includes:

Steel Plate, Spring, Ice Door Kit & Dashpot

**DOOR KIT**  
w/o Steel Plate  
**W10823377**

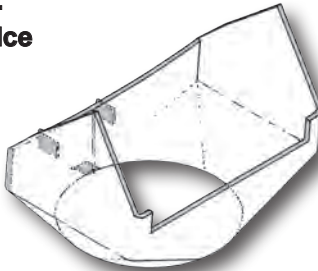
**ICE DOOR**  
**SPRING**  
**WPW10224328**



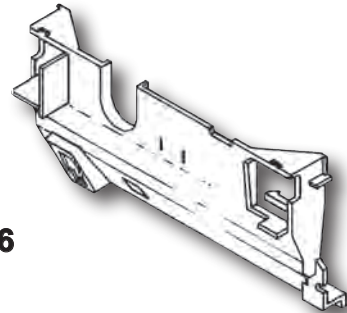
**COMPLETE KIT**  
**8201756**

**DOOR ONLY**  
**WP2180353**

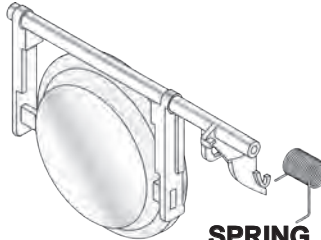
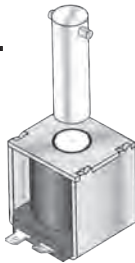
**WP2180224**  
**Clear Plastic Ice**  
**Guide Chute**



**Switch**  
**Bracket**  
**WP2180226**

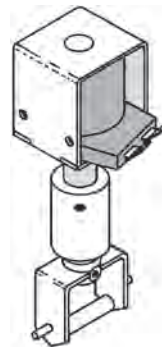


**FOUNTAIN KIT**  
**INCLUDES**  
**SWIVEL ARM,**  
**DOOR, SOLENOID**  
**& PLUNGER**  
**KIT**  
**12001991**



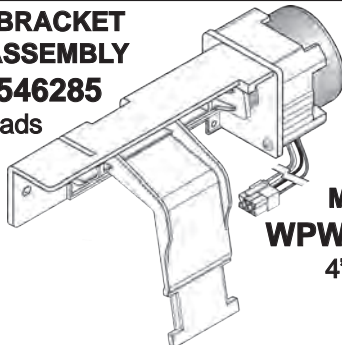
**SPRING**  
Not in Kit  
**61004388**

**DISPENSER**  
**SELECT**  
**SOLENOID**  
**ASSEMBLY**  
**WP2152713**



4" X 8"

**ICE DOOR BRACKET**  
**& MOTOR ASSEMBLY**  
**WPW10546285**  
4" Leads



**MOTOR**  
**WPW10205979**  
4" Leads

**MOTOR &**  
**HARNES**  
**for Ice**  
**Door**  
**WPW10184813**  
19" Leads

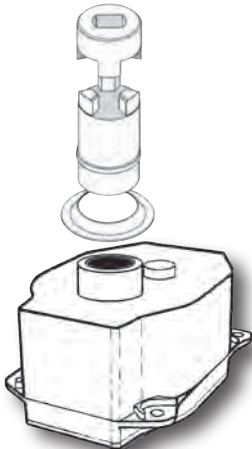


# DISPENSER PARTS

# Whirlpool

## FOR VERTICAL CRUSHER MOTOR COUPLING

Upper Piece  
**WP2220457**  
Lower Piece (Long)  
**WP2220458**  
White Plastic Seal  
**WP2198628**



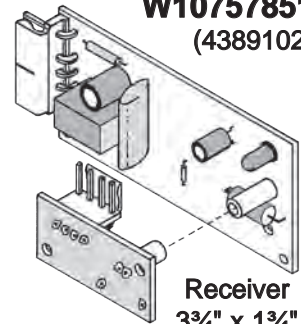
## FLIPPER DOOR

USED WITH ICE LEVEL  
CONTROL KIT  
**WP2198633**



## ICE LEVEL CONTROL **W10757851**

(4389102)



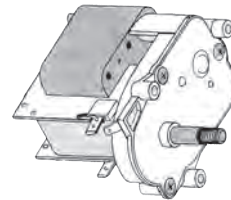
Emitter  
3/4" x 1/4"

Receiver  
3 3/4" x 1 3/4"

## DISPENSER MOTORS

4 Pin \***W10822606**  
5 Pin **WP2252130**  
5 Pin \***W10271509**  
6 Pin **W10822635**

\* Includes rubber washer for drive shaft with instructions

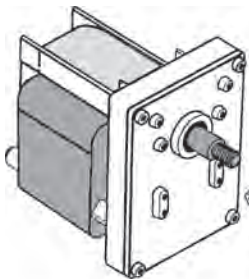


**WPW10317991**

## ICE CONVEYOR PARTS CONVEYOR AUGER

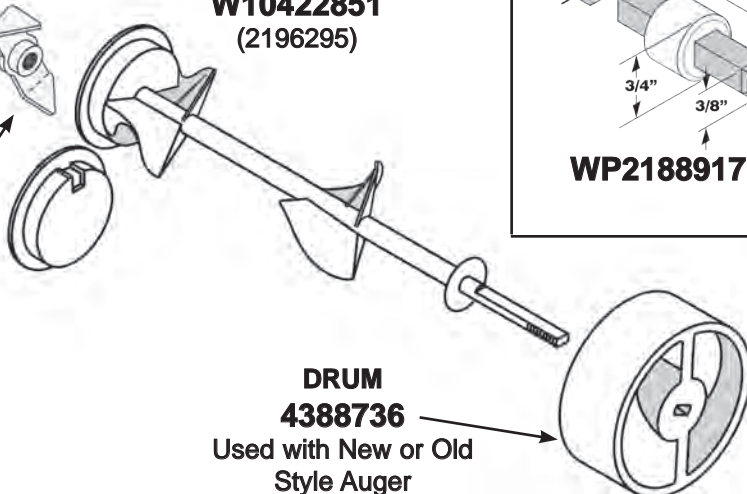
New Style - replaces Old Metal  
Coiled Auger and 983668  
Coupling

**W10422851**  
(2196295)



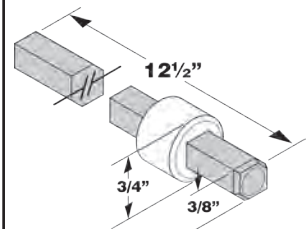
**GEAR MOTOR**  
**WP2188242**

**MOTOR COUPLING**  
**WPW10169511**



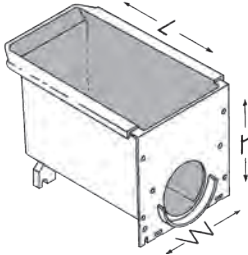
**DRUM**  
**4388736**  
Used with New or Old  
Style Auger

## SHAFT FOR IN-DOOR DISPENSER



**WP2188917**

OEM  
WHIRLPOOL



## ICE CONTAINERS

Now Available w/ Conveyor & Crusher Assemblies Installed.  
SEE CHART BELOW

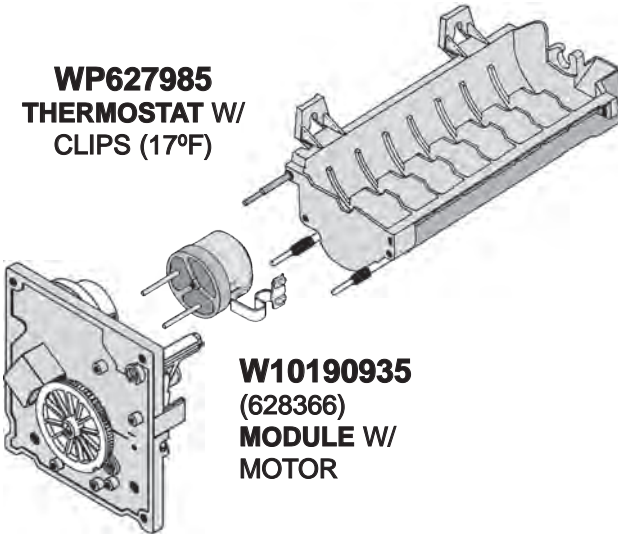
Nearest 1/8"  
Approx.

			Bare	Crusher
H	W	L	Container	Included
9¾	8¾	14	WP2196089	WPW10312301
6¾	11½	14	WPW10670845	WPW10312300

For Late Models w/  
Molded Support

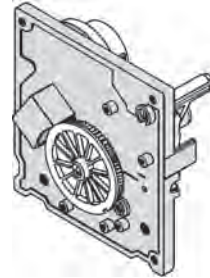
### MOST POPULAR PARTS FOR MODULAR ICE MAKERS

**WP627985**  
THERMOSTAT W/  
CLIPS (17°F)



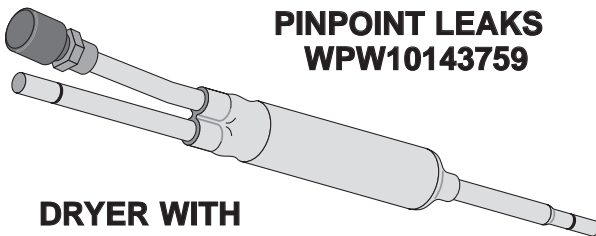
**W10190935**  
(628366)  
**MODULE W/  
MOTOR**

### MODULE KIT Improved Module w/Motor for 2198597 Ice Maker



Kit Includes:  
New Module (628519),  
Stripper Board 2198598,  
and 627843 Ejector Rod.  
Order **8201515** Kit

### DRIER WITH UV DYE TO PINPOINT LEAKS WPW10143759



**DRYER WITH  
PROCESS ADAPTER  
W10843121**  
(4387019)

### CLEANER IDEAL FOR ALL FREESTANDING ICE MACHINES

**W11179302**  
(4396808, 8171307) 16 oz.



### CLEAR I.M. GREASE

Low Temp  
Lube

1 Oz. Tin  
**WP542638**






# ICE MACHINE PARTS

# Whirlpool

## 1901A DRAIN PUMP KIT

Includes  
Hoses &  
Instructions

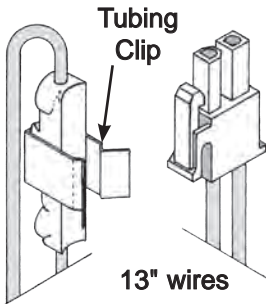


## W11539855 DRAIN PUMP

Pump only  
for 1901A



## ICE CONTROL THERMISTOR



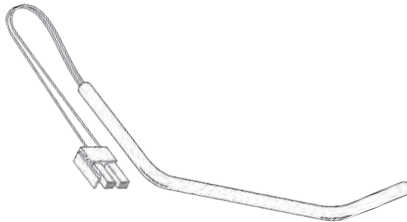
## WP2313635 White Wires

Plugs onto Boards Above &  
With Bin Thermostats Below

## WPW10511923 BIN THERMISTOR



Used on Newer  
models with  
on-board filter



## BIN THERMOSTAT WPW10503764

Used with 2313635 & 2185680  
Ice Control Thermistor

15" WIDE CABINET

## EVAPORATORS

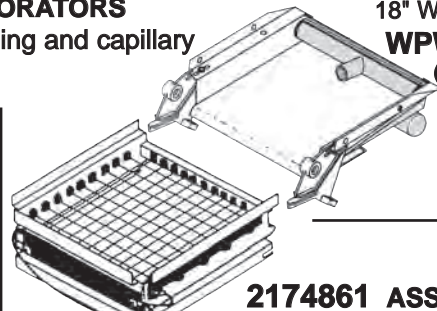
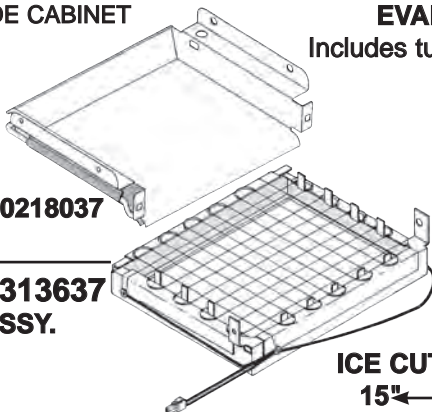
Includes tubing and capillary

18" WIDE CABINET

## WPW10218037 (with electronic temp.control)

WPW10218037

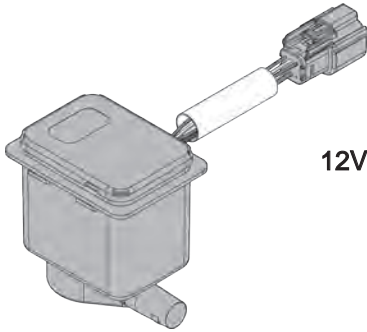
WP2313637  
ASSY.



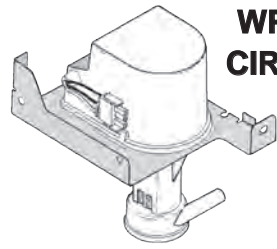
2174861 ASSY.  
NO LONGER  
AVAILABLE

ICE CUTTING GRIDS  
15" ← → 18"

CUTTING WIRE KIT 4387020



**W11542867**  
**RECIRCULATING**  
**PUMP MOTOR**  
 12V / 7.5 W / 1200MA




**WP2217220**  
**CIRCULATING**  
**PUMP**


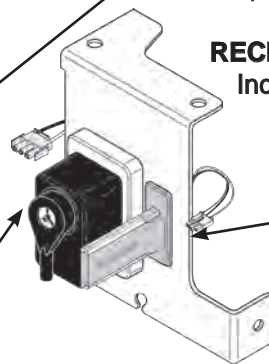
NEWER  
 MODELS

**W11566405**  
 (WP2313628)  
**RECIRCULATING**  
**PUMP MOTOR**

12V / 8.5 W  
 1000MA



**2313702**  
**RECIRCULATING PUMP**  
 Includes Water Level  
 Sensor

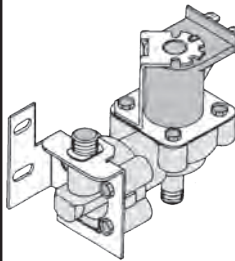


**WPW10548509**  
 (2313643)  
**WATER LEVEL SENSOR**

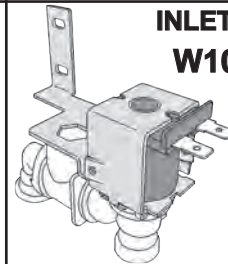
**F2WC911**  
**ICE MACHINE FILTER**



Used on  
 Models with  
 On Board Filter

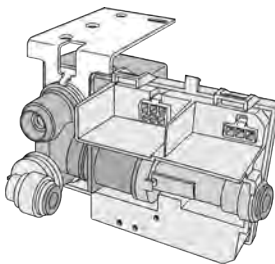


**INLET VALVE**  
 15" WIDE  
 (2217311,  
 2185758,  
 2315509)  
**W10801996**



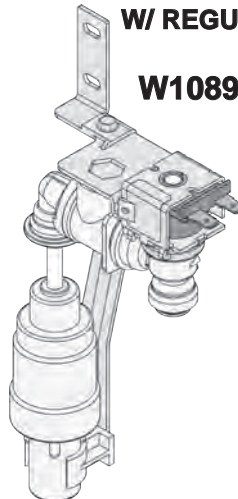
**INLET VALVE**  
**W10881366**

**WATER INLET VALVE**  
**FITS LATE MODELS**  
 (Circuit Board Under Cover)




Part No.	Ref.	Inlet
<b>WPW10217917</b>	2313741	1/4"
<b>W10585391</b>	-	5/16"

**INLET VALVE**  
**W/ REGULATOR**  
**W10897719**



**INLET VALVE**  
**LONG BRACKET**  
**REPLACES MANY**  
**OTHER VALVES**  
**759296**




18" WIDE

## FOR VERTICAL AXIS AND SIDE WINDERS



**DOOR  
GASKET**  
**WP902894**

### RINSE AID AND DETERGENT DISPENSER PARTS



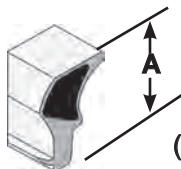
**WAX  
MOTOR  
SLOW  
ACTING  
PUSH-PULL**

**Part No. Pin Color**  
**WP902899 Brown**  
**12002535 Black**



### BLACK RUBBER DOOR SEALS FOR LATE MODELS

**W11177741**  
(W10300924V)  
73½" Long  
A = 3/4"



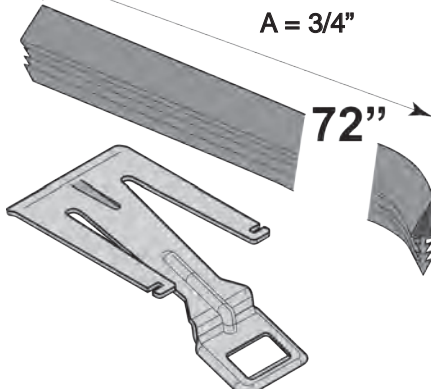
**W11196317**

Kit with Glue & Instructions  
L = 73½" A = 7/8"  
(W10112096, 9743590, 8193942)

## POPULAR DOOR GASKETS

### GASKET with STRIKE

**W10542314**

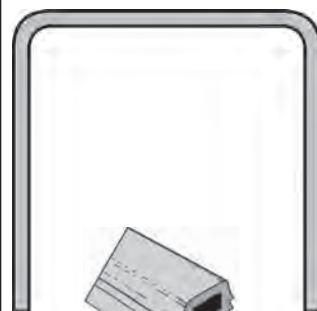


**STRIKE ONLY**  
**WPW10300779**

**GASKET ONLY**  
**W11498831**

### CORNER DE- FLECTOR

**WP8528862**



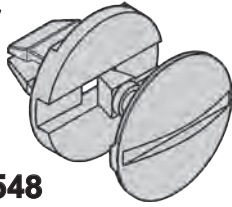
**BLACK FOAM  
PUSH-IN DOOR  
GASKET  
TOP & SIDES  
67" LONG**  
**WPW10509257**

OEM  
WHIRLPOOL

# Whirlpool


# DISHWASHER PARTS

**RETAINER ASSEMBLY**  
for Dishwasher  
Access Panel



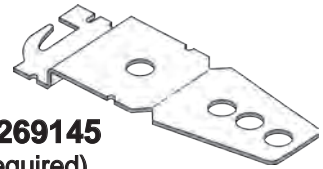
**WPW10503548**

**DOOR SWITCH**



**99002254**

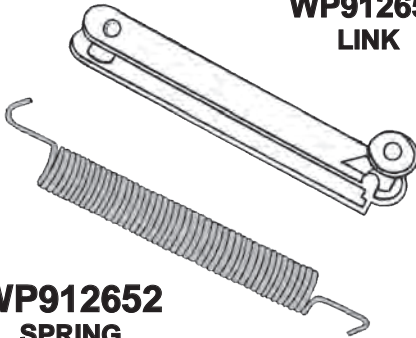
**COUNTER TOP MOUNTING CLIP**



**WP8269145**  
(2 Required)

**DOOR SPRING AND LINK FOR  
LATE MODELS**

**WP912653**  
LINK




**WP912652**  
SPRING

**SILVERWARE BASKET  
FOR VERTICAL AXIS  
DISHWASHERS**



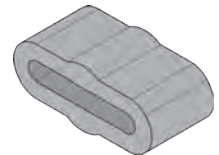
**WP6-918873**  
(W10224675  
99001751)

**NEW DOOR SPRING FOR LATER MODELS  
TWO USED PER DISHWASHER**



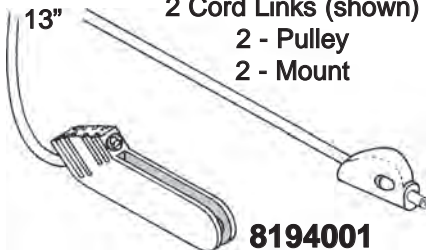
**WP9743986**

**WP8268961**  
**FRICTION PAD**  
FOR DISHWASHER  
DOOR HINGE



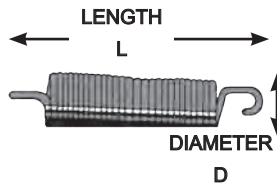
**COUNTER BALANCE  
LINK & PULLEY KIT**

Kit Includes:  
2 Cord Links (shown)  
2 - Pulley  
2 - Mount



**8194001**

**DOOR SPRINGS & SPRING KITS**



**KITS INCL:**  
• Spring  
• Retainer  
• Plastic Tip  
**TWO KITS  
FOR EACH  
DOOR**

Description	L	D	Kit	Part No
Late Model Kit	3 1/8"	3/4"	Yes	675611
Late Model - Blue	6 3/4"	7/8"	No	WP8270182



# DISHWASHER PARTS

# Whirlpool

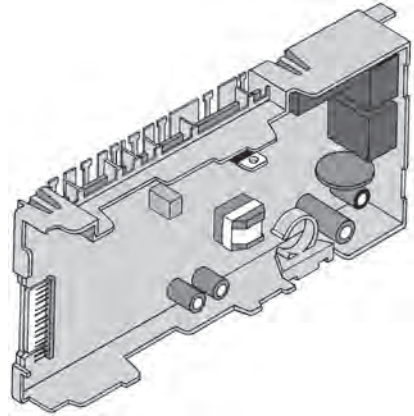
## MICROCOMPUTER

**WPW10084141**

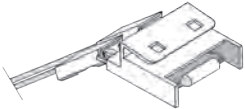
**WPW10084142**

Number is Shown  
on Paper Sticker

3 3/8" X 7 1/8"

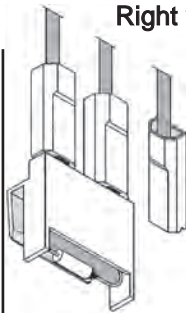


## ONE-TIME FUSES



**8193762**

CUT-OFF KIT  
INCLUDES SPLICERS & INSTRUCTIONS



Right wire to door switch  
L=Length

**675813**


L=17" 98°C

Left Wire 4" Long to P8

## BI-METAL 189°F KIT NON-RESETTABLE

Mounts in control

**W10402110**  
(W10195528)



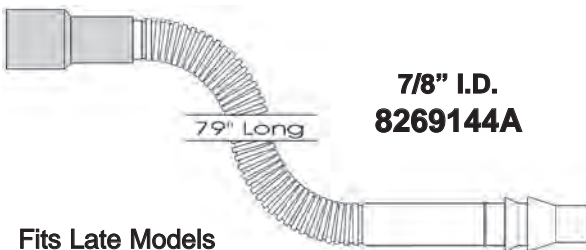
Kit Includes:  
Thermal Cut-Off,  
2 Wire Ties, Fiberglass Sleeve,  
Jumper Assembly with Block, Foil  
Tape & Instructions

## POLY BELT

**6-9021150**  
(902115)

Includes  
Lubricant

## FLEXIBLE DRAIN HOSES



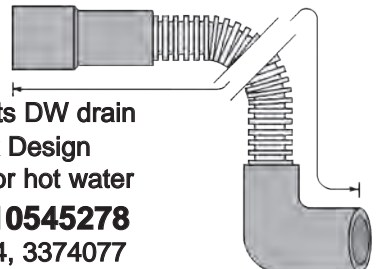
7/8" I.D.  
**8269144A**

Fits Late Models

75" Long  
7/8" ID fits DW drain

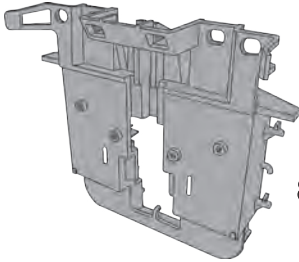
- No-kink Design
- Made for hot water

**WPW10545278**  
(675544, 3374077)

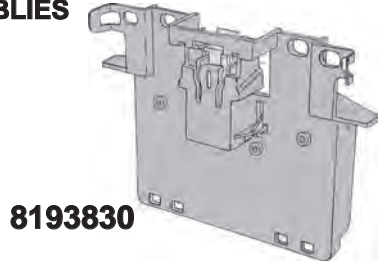


OEM  
WHIRLPOOL

## DOOR HANDLE & LATCH ASSEMBLIES




**8193882**



**8193830**

## PLASTIC DOOR LATCH HANDLES

**Black Replaces  
White & Almond  
WP9743903**



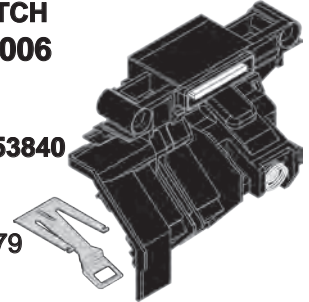
**WP8269117  
BLACK**



**DOOR LATCH  
W10619006**

Includes:  
**WPW10653840  
Switch**

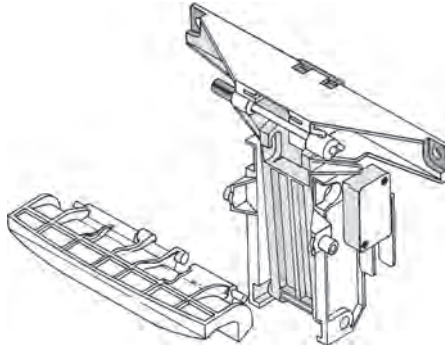
W10300779  
Strike



## DOOR LATCH PARTS

**LATCH & HANDLE  
WPW10130695 (Black)**

**W10862259 (Black)**  
All Colors Replaced by  
Black

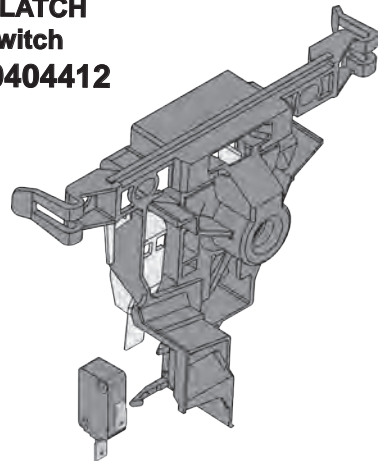


**BARE LATCH  
ASSEMBLY  
WPW10275768**

**DOOR LATCH  
WPW10274884**



**DOOR LATCH  
w/ Switch  
WPW10404412**



# DISPENSERS & ACTUATORS

# Whirlpool

**ACTUATOR KIT**

Includes  
**ACTUATOR**  
(8519606, 3369056)  
& LOWER DRAW  
BAR

---

**UPPER  
DISPENSER  
DRAW BAR**

**NOT IN KIT**

---

**LOWER  
DISPENSER  
DRAW BAR  
(8066017)  
IN KIT  
- NOT SUPPLIED  
SEPARATELY -**

---

**ACTUATOR  
KIT  
8193646**

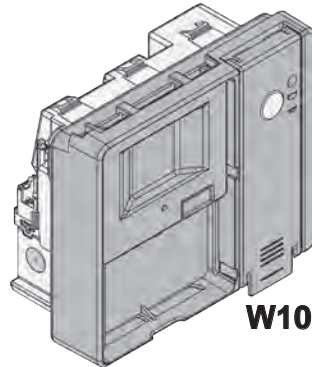
**RINSE AID  
INDICATOR  
- CLEAR PLASTIC -**



CAP

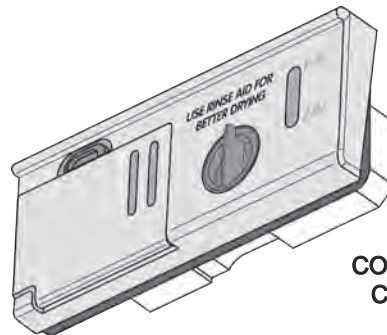
**WP3378134**

**DETERGENT & RINSE AGENT  
DISPENSER ASSM.**



**W10861000**

**DETERGENT & RINSE AGENT DISPENSER ASSM.**



CAP  
COLOR MATCHES  
COVER LATCH

<u>Part No.</u>	<u>Color</u>	<u>Cap</u>
WP8558129	White	WP8558307
WPW10199696	Light Grey	WP8558307
WPW10224428	White	WP8558307
WPW10224430	Tan	WP8564929

**NEW STYLE PLASTIC DOOR KIT**

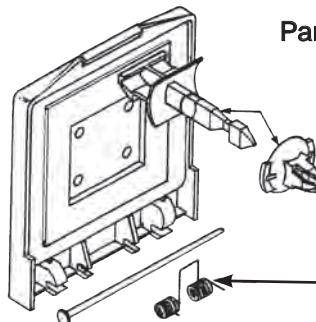
**4387043**

Parts included in kit are also  
available separately

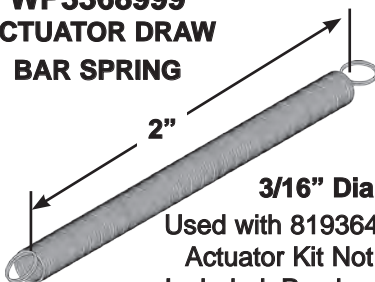
**676413  
LATCH KIT**

(Also used with the kit at left)

**SPRING  
WP8066018**

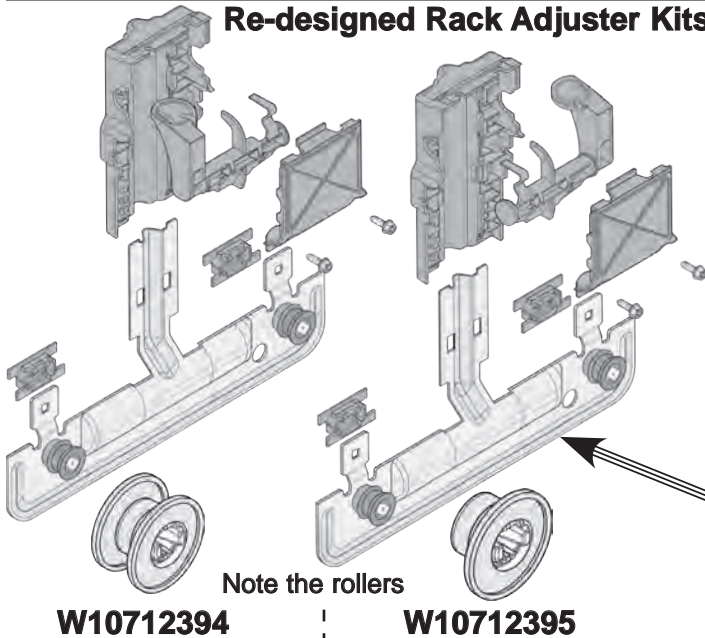


**WP3368999  
ACTUATOR DRAW  
BAR SPRING**



**3/16" Dia.**  
Used with 8193646  
Actuator Kit Not  
Included. Purchase  
Separately

## Re-designed Rack Adjuster Kits

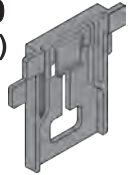


Note the rollers

**W10712394**

**W10712395**

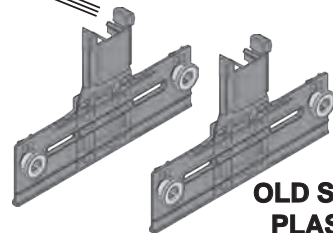
**WPW10195840**  
Positioner (2 Used)



**WPW10505748**  
Upper Rack Wheel  
Assm. Mounts to Tub



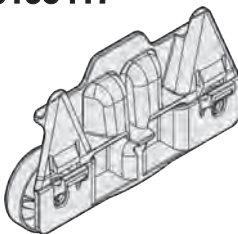
**WPW10195839**  
Adjuster (2 Used)



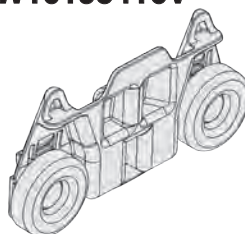
**OLD STYLE  
PLASTIC**

Kit includes 2 improved rack adjuster assemblies, along with \*parts needed to replace W10350376 plastic adjuster

**LOWER RACK ROLLER TANDEM WHEEL ASSEMBLY  
WPW10195417**



**W10195416V**

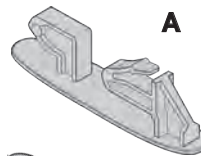


**UPPER RACK ADJUSTER  
WPW10546503**  
Used with WPW10195840



### STOP FOR UPPER RACK TRACK

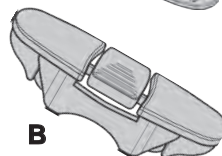
Part No.	Color	Pic
<b>WP8565925</b>	Light Grey	A
<b>WPW10082861</b>	Light Grey	B



**A**

### ROLLER ASSM. FOR UPPER RACK

Part No.	Color
<b>WP8268743</b>	Dark Gray
<b>WP8268655</b>	Light Gray
<b>W11157085</b>	Light Gray/ Blue



**B**

**LOWER WHEEL  
ASSEMBLY  
WP99002780**  
(903095) Light Gray

**WP99003149**  
Dark Gray



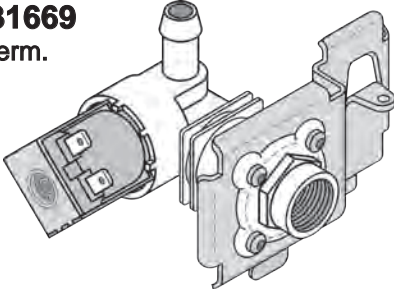


# DISHWASHER VALVES

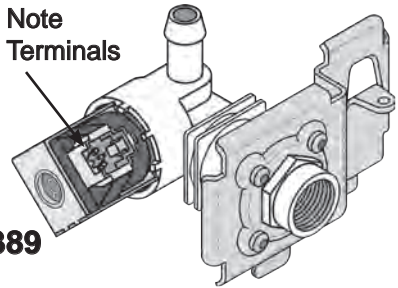
# Whirlpool

**WP8531669**

1/4" Term.



Note  
Terminals



**WPW10158389**

These valves have slightly different flow rates. Get number on old valve or order by model to avoid noisy valve chatter.

**WPW10327249**

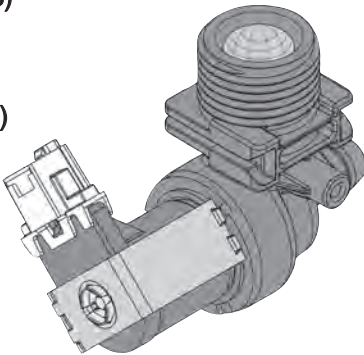
(W11434043)

White Label

**W11175771**

(W11130744)

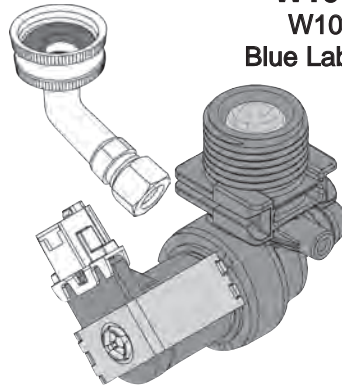
Blue Label



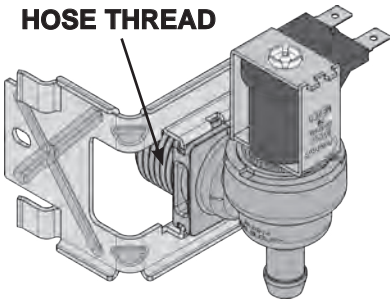
**W10648041**

W10195049

Blue Label w/elbow



**HOSE THREAD**



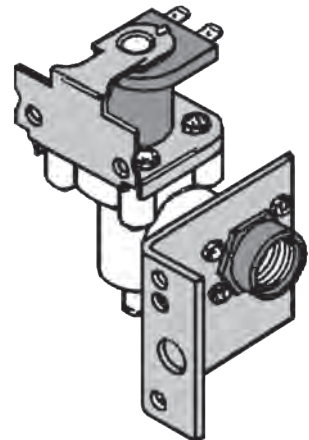
**3/8" SLIP-ON  
OUTLET**

**W10844024**

(9744468,  
W10219643)



**W11434044**



**WP99001359**

OEM  
WHIRLPOOL

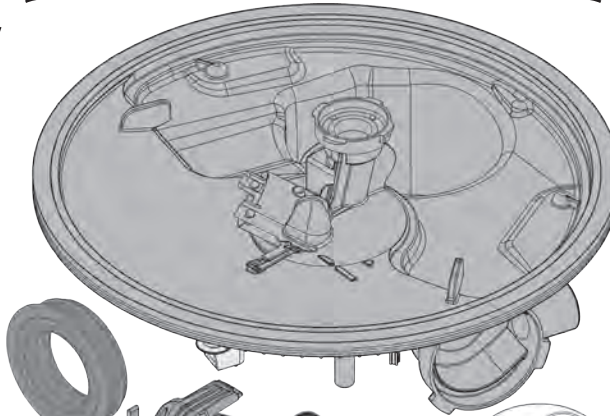
Check numbers on old part when possible

© 1971-2024 w.d. armstrong corp.

## WPW10605057

### SUMP & MOTOR ASSEMBLY

Includes all parts shown uses Main Motor (W11032770)



## W11665769

### SUMP & MOTOR ASSEMBLY

Includes all parts shown uses Main Motor (W11612327)

## WPW10538166

### GROMMET

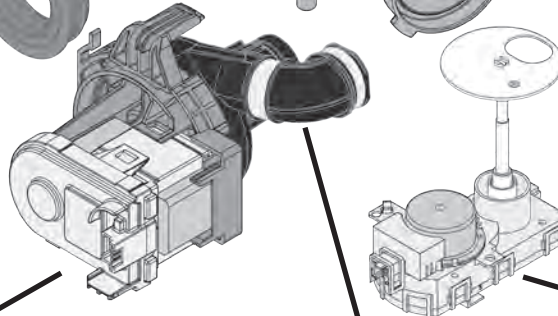
Between Motor & Sump



## W11025157

### SUMP & MOTOR ASSEMBLY

Includes all parts shown uses Main Motor (W11024423)



SEE BELOW FOR PUMP MOTORS

## W10445975

### HOSE

Included with Pump Motor

## W10537869

### Diverter Motor

Includes Diverter Disc

## W11032770

### PUMP MOTOR

Includes W10445975 Hose  
Used on WPW10605057  
Sump Assembly

## W11612327

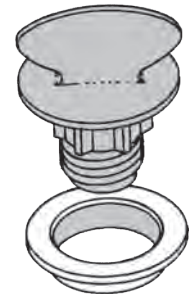
### PUMP MOTOR

Includes W10445975 Hose  
Used on W11085683  
Sump Assembly

## W11612326

### PUMP MOTOR

Includes W10445975 Hose  
Used on W11025157  
Sump Assembly

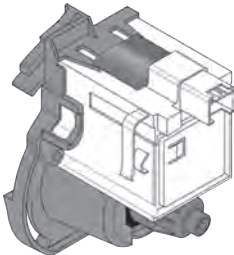


FOR MAIN SPRAY ARM  
WP9742945 NUT

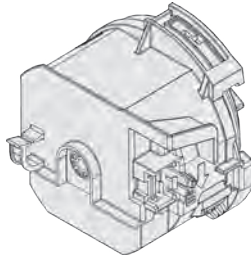
WP9742946 BEARING  
WHITE PLASTIC

## DRAIN PUMP ASSEMBLY

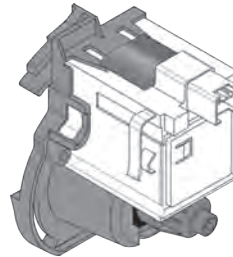
Twist On - Twist Off



**WPW10348269**



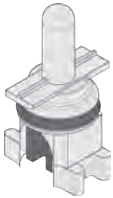
**WPW10531320**



**W10876537**



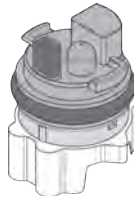
**W11412291**



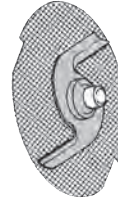
**8578828**  
Thermistor



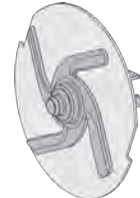
**WP8269208**  
Thermistor



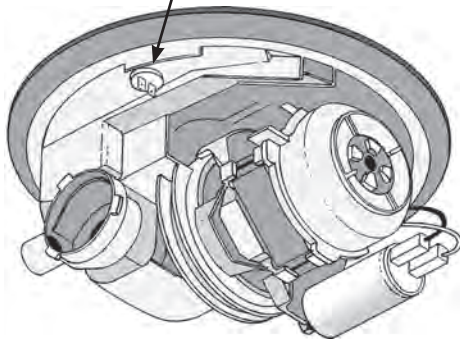
**WPW10705575**  
Turbidity Sensor



**CHOPPER**  
2-BLADE  
REPLACED  
BY 4-BLADE



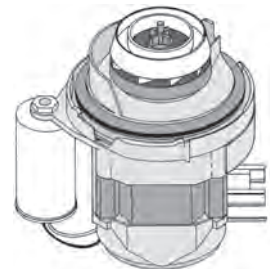
**CHOPPER**  
**W10083957V**  
4-BLADE



## SUMP & MOTOR ASSEMBLY

INCLUDES SUMP w/ GASKET & MAIN MOTOR  
( Thermistor not included)

**MOTOR - PUMP**  
Includes Capacitor,  
Impeller & Seal  
Twist Off- Twist On

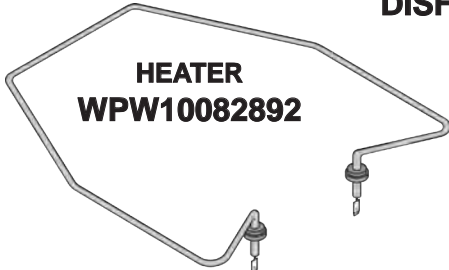


<u>Sump &amp; Motor</u>	<u>Port Size</u>
<b>W10782773</b>	Small
<b>W10806701</b>	Large
<b>WPW10780877</b>	Large
<b>WPW10482480</b>	Large

<u>Thermistor</u>
<b>WP8269208</b>
<b>8578828</b>
<b>8578828</b>
<b>8578828</b>

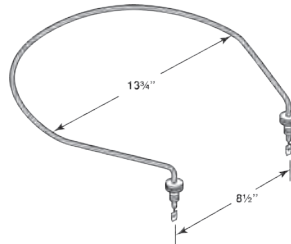
<u>Motor Pump</u>
<b>WPW1075217</b>
<b>WPW1075216</b>
<b>WPW1075217</b>
<b>W11133712</b>

## DISHWASHER HEATERS

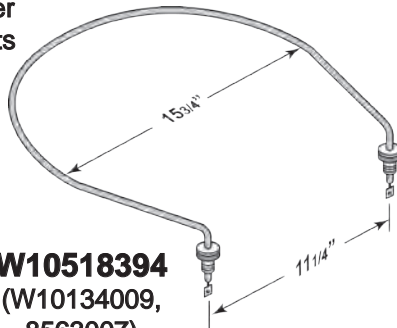


**HEATER  
WPW10082892**

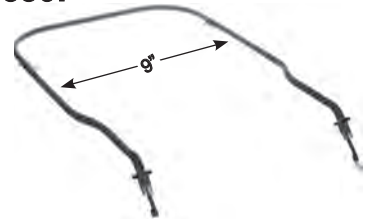
High-Watt Heater  
120V • 850 Watts



**HEATER  
W10703867**

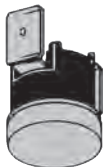


**W10518394**  
(W10134009,  
8563007)



**HEATER  
W11537778**

**SMALL THERMOSTAT  
1/4" TERMINALS  
L176-18**



**WP661566**

Opens On Temp. Rise

**THERMAL FUSE KIT  
Incl. Harness Adaptor  
& Instructions**



**W10258275**

**TOP SPRAY ARM**

**7 1/2" LONG  
8193504**



Fits Popular Faucet  
Threads: 15/16"  
Male & 55/64"  
Female.

Includes:

- Thick Washer
- Thin Washer
- Screen



**WPW10254672**

**DISHWASHER FITTING**



**3/4" X 3/8"  
Compression  
W10685193**

**DISHWASHER & DISPOSER  
AFFRESH**

Cleans &  
Removes  
Odors  
6 Tablets per  
Pack

**W10282479**





# DISHWASHER PARTS

# Whirlpool

## SPINNER THIRD LEVEL WASH



**8193983**  
with Plastic  
Retainer



**8193768**  
with Plastic  
Retainer

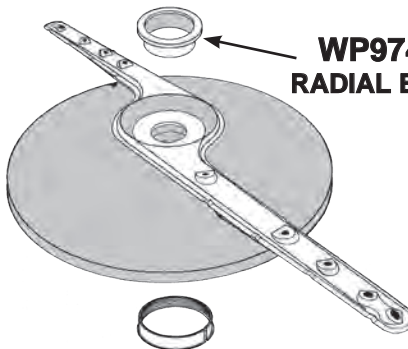
## LOWER SPRAY ARM ASSEMBLY



**WP9742945**  
NUT



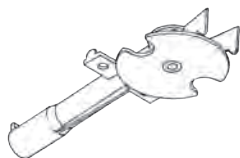
**WP9742946**  
RADIAL BEARING



**WP3376846**  
LOWER SEAL

**WP8268874**  
SPRAY ARM  
(Light Gray)

## WHITE PLASTIC TOP SPRAY ASSEMBLY WP3379369



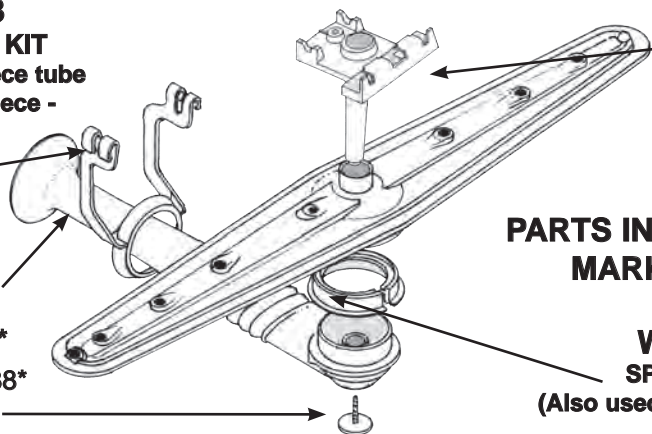
## 675808

### TUBE/ARM KIT

- Replaces 3-piece tube  
with single piece -

**WP3378186\***  
HOLDER  
New Style  
1-Piece  
Tube Only  
**WP3378144\***

**WPW10349488\***  
(8533889)  
SCREW



### TOP MOUNT PIECE

**WP8539324**  
(Top Tilted 10°)

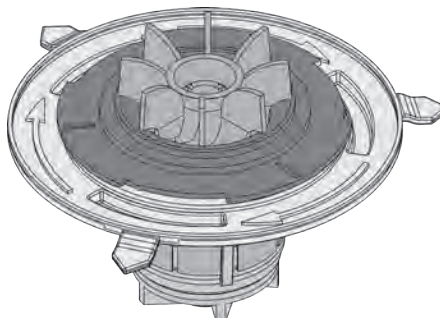
### PARTS INCLUDED IN KIT MARKED WITH \*

**WP3376846\***  
SPRAY ARM SEAL  
(Also used with main spray arm)

## WASH IMPELLER ROTOR ASSEMBLY

### WP8194092

(FP# 525884P)  
FISHER PAYKEL  
MANUFACTURED  
TWO DRAWER  
DISHWASHERS



OEM  
WHIRLPOOL

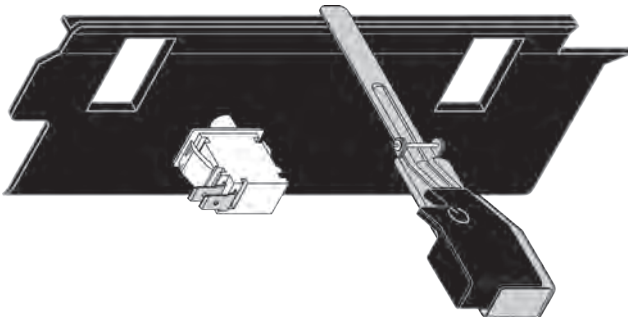
## CONTINUOUS FEED DISPOSER

**GC100XE**  
1/3 HORSEPOWER

**WG1202XH**  
(GC2000XE)  
1/2 HORSEPOWER



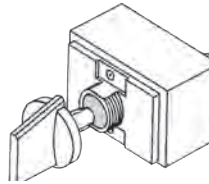
### COMPACTOR LOWER DRAWER SWITCH ACTUATOR KIT Integrated Switching Redesign



**W10342596**

### OFF-ON SWITCH KIT

Replaces 608824, 776265, 776532 and others

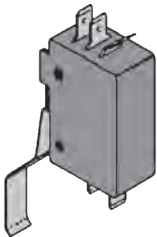
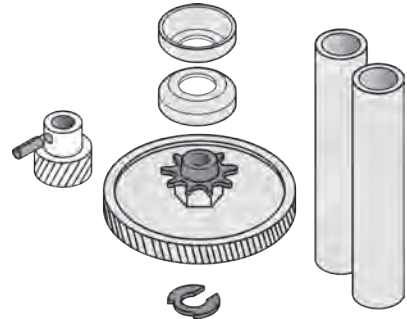


Includes two knobs for correct alignment. Also includes other mounting parts and instructions.

**675382**

Some replacements require enlarging mounting hole with 9/16" drill bit.

### DRIVE GEAR KIT FOR COMPACTOR 882699



**TWO-CLICK SWITCH**  
For top limit and motor reverse

**WP777811**

**BAG CADDY**  
HEAVY  
PLASTIC  
**13030RP**



Helps remove full bag

### SPECIAL COMPACTOR BAGS FOR KITCHENAID White Bags in 15-packs / Replace Other Colors

15"  
**W10165295RP**  
Replaces 4318922  
AND KCB15P

Package of 15

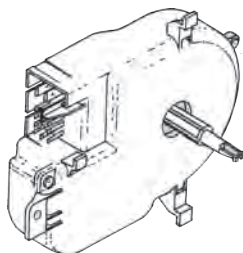


Paper Bags NLA  
Use W10165295RP

# LAUNDRY TIMERS

# Whirlpool

## WHITE PLASTIC – KINGSTON DRYER TIMERS



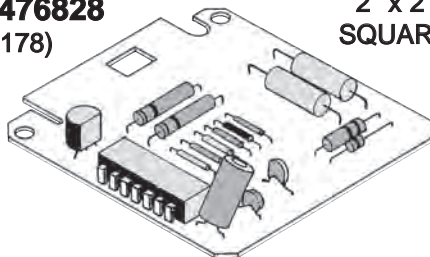
**WP33002803**  
(3720660)

**WP33002855**  
(3721230)

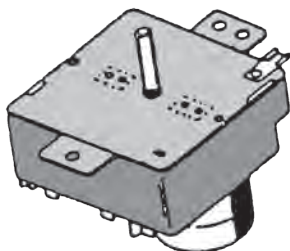
## CONTROL BOARD FOR AUTO DRY

**WPW10476828**  
(8558178)

2" x 2"  
SQUARE



### TIMERS FOR GAS & ELECTRIC DRYERS



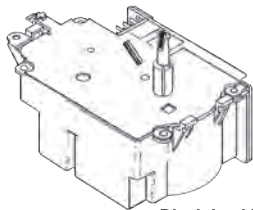
**Part No.**  
WP3406725  
WP3976569  
WP3976576  
WP3976584  
WP3979617  
WP3979618  
WP8299778

**Part No.**  
WP8299779  
WP8299781  
WP8299784  
WP8566184  
WPW10185970  
WPW10185972  
WPW10185976

**Part No.**  
WPW10185982  
WPW10186032  
WPW10185992  
WPW10642928  
W10857612  
W10894766  
W11043389

Call with number on old timer for quick, positive I.D.

### MOST POPULAR QUICK DISCONNECT TIMERS FOR WHIRLPOOL AND KENMORE WASHERS



Black Locking Pin

PLASTIC TIMERS WITH  
SPLIT SHAFT – ACCESS TO REAR OF  
TIMER TO REMOVE KNOB \*\* IN CHART

**COMPLETE  
MODEL RE-  
SEARCH AVAIL-  
ABLE**

**Part No.**  
285938

WP661549

WP661636

WP661649

WP3948357


WP3951769

WP3952499\*\*


WP3953146\*\*

WP8541939\*\*

WP8557301\*\*



STANDARD  
TYPE METAL  
FRAME

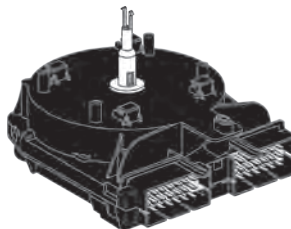


**Part No.**     **Type On Control**

WP22001025    A    208337

WP22001026    A    208338

### WASHER TIMERS - INVENSYS

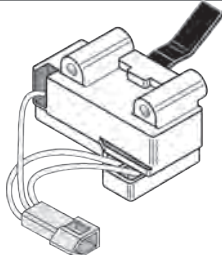


**Part No.**  
WP8577356  
WPW10177827  
WPW10199989  
WPW10201447  
WPW10243947

OEM  
WHIRLPOOL


# Whirlpool

# DRYER SWITCHES



Door Switch for Newer Models

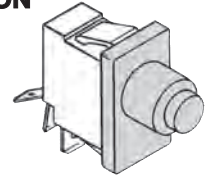
SPDT  
3 Wires  
with Block



SPST  
2 Wires  
with Block

**DOOR SWITCHES**

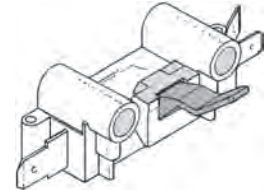
**DOOR SWITCH  
W/ SOFT BOOT ON BUTTON  
WP8283288**



SPDT-3 Wire

Part No.	Wires/Color	Length
WP3406102	2/Black	9½"
WP3406105	3/Grey	7"
WP3406107	3/White	4"
WP3406108	2/Grey	11"
WPW10237959	2/Black	4"

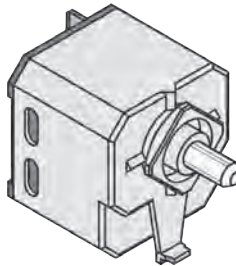
**COMPACT  
WP3391902**



Also used as belt switch

3 WIRE  
PTS RELAY ONLY  
WHITE BODY  
**WP3398094**

1½" Square Body

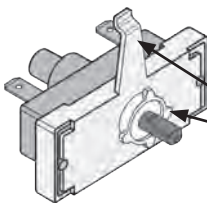


4 WIRE PTS RELAY & SELECTOR  
WHITE BODY W/ BLACK SHAFT  
**WP3398095**

3 WIRE PTS RELAY  
GREY BODY W/ BLACK SHAFT  
**WPW10593095**

4 WIRE PTS RELAY & SELECTOR  
GREY BODY W/ TAN SHAFT  
**WPW10117655**

**PUSH-TO-START SWITCHES**



**WPW10420741**  
PTS Switch

125-250V 15A 1/2 HP  
Normally Open  
Note Hub & Tab

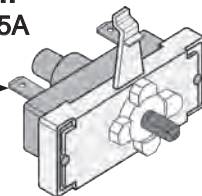
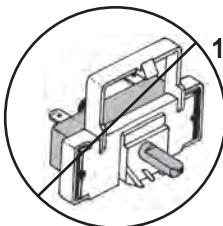
**WPW10446920**

4 Wire Push to Start  
Signal On-Off Switch  
Gray Body/Black Shaft



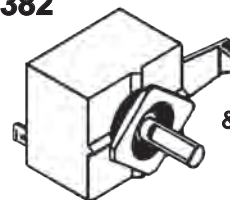
**WP3977456**  
PTS Switch  
125-250V 15A  
1/2 HP

Normally Open



2-WIRE PTS  
**WP3395382**

1" Square Black Body



4-WIRE PTS  
& ROTARY SWITCH  
**WP3395385**



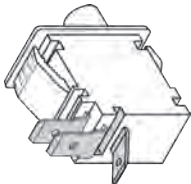
# DRYER PARTS & VENTING

# Whirlpool

**LATE MODEL – WHITE PLASTIC DOOR SWITCH**

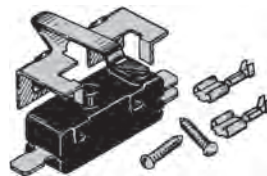
**-- MOST POPULAR --  
3 Wire Replaces 2 Wire  
(2) 1/4" & (1) 3/16" Terminals w/(2)  
1/4" Female Insulated Terminals**

**W10169313**

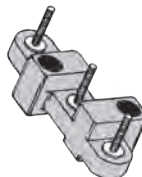


**W10820036  
(279347)**

**LEVER ONLY  
WP691581**



**— TERMINAL BLOCK —  
NEWTON STYLE**



**3-STUD  
BLOCK  
W11705611**

**PARTS FOR BLOCK  
WIRE TERMINAL KIT WITH  
NUTS/BOLTS**

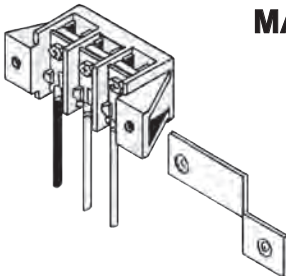
**279318**

**NUT & BOLT KIT**

**279393**

**BARE PLASTIC BLOCK**

**WP3397659**



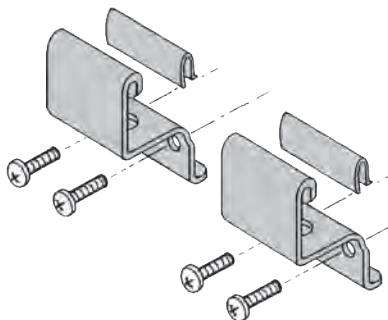
**MAIN TERMINAL BLOCK KIT**

Includes Wires, Terminals, Parts and  
Instructions for Replacing 3-Post  
and 4-Post Blocks

**279320**

Separate Parts  
are Shown at Left

## DUET LAUNDRY STACK KITS



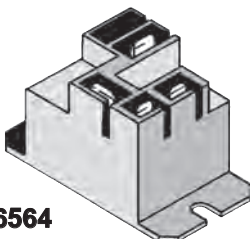
Includes All  
Parts Shown.  
Plus 2 Adhesive Strips &  
Instructions

**STANDARD DUET  
8541503**

**DUET SPORT & EPIC Z  
8572546**

**POWER RELAY  
230V 30A**

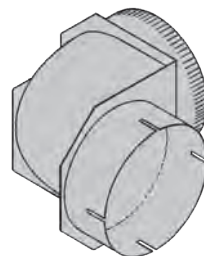
**WP3405281  
N.C. SWITCH**



Used With W10116564

**SHORT TURN  
2" CENTERLINE RADIUS  
SMOOTH ALUMINUM ELBOW**

**4396006RW**



OEM  
WHIRLPOOL

## LINT SCREENS INSIDE FRONT OF DRYER – NEWTON STYLE

FOR NEW  
MODELS



**WP33001808**

**- NOT - SYMMETRICAL**




**WP33002970**

**SYMMETRICAL**



**WP33001003** Replaces  
306665 &  
306666

## HERRIN STYLE – FOR OLDER DRYERS



**WP53-0918**

Left Guide 3/8",  
Right 5/8"

## LONG TRAY LINT SCREENS

LENGTH SHOWN INCLUDES  
17½" SCREEN



PLASTIC HANDLE FOR TOP  
ACCESS  
SEE HANDLE TYPES BELOW

**BROWN**  
**339392V**



18¾" LONG

**BROWN**  
**WP349639**



20¾" LONG

**WHITE**  
**WPW10717210**  
(8557882)



22¼" LONG

**WHITE**  
**W10874409**  
(8558467  
8557884, 348855)



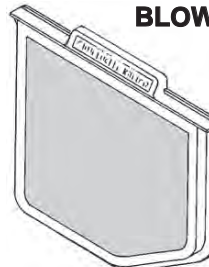
20¾" LONG

## KIDNEY SHAPED SCREEN



**KIDNEY SHAPED  
LINT SCREEN  
WITH COVER**  
**W10828351**  
(8531964)

## DRUM FRONT SCREEN FOR FRONT BLOWER DRYERS



**W10120998**  
(8066170)

12½" WIDE  
10⅝" TALL

# DRYER DOOR PARTS

# Whirlpool

**DRUM FELTS**  
**FRONT & REAR**  
**1 $\frac{5}{8}$ " WIDE**  
**WP314820**  
**79" LONG - 25" DIA.**  
 EACH DRYER USES TWO ALIKE



**FOR LATEST MODELS**  
**1 $\frac{5}{8}$ " WIDE**  
**WP33001807**  
**78" LONG**  
**FRONT & REAR**

## DOOR SPRING



**SPRING**

**WP337186**

## HIGH TEMP. RUBBER CEMENT

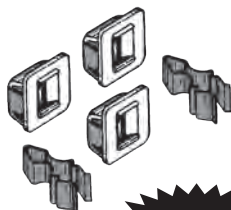
REPLACES  
 1300  
 3M YELLOW  
 ADHESIVE



**WPY055980**

**2 OUNCES**

## CLOTHES DOOR LATCH KIT

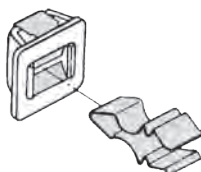


**MOST POPULAR**

**279570**

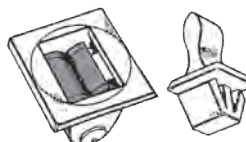
## LATCH KIT FOR MAYTAG

**LA-1003**



## ALL PLASTIC LATCH KIT & STRIKE

**306436**



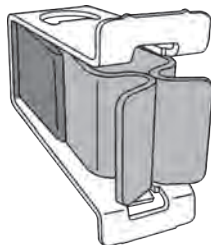
## DOOR HANDLE

**WHITE**  
**6" LONG**  
**W10861225**



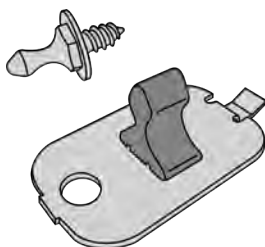
## DOOR LATCHES & STRIKE FOR LATE MODELS

### LATCH



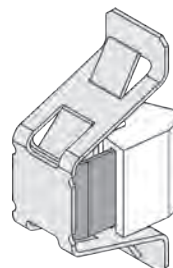
**WPW10111905**

### STRIKE



**W10295405**

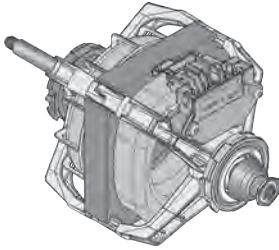
### LATCH



**W11429587**

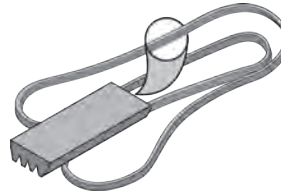
OEM  
 WHIRLPOOL

## DRYER MOTOR THREADED SHAFT



SQUARE PORT MODELS  
FOR LATEST TYPE WITH  
"5H" TYPE DRUM BELT

INCLUDES PULLEY  
WP2200376

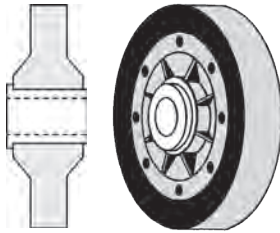


MULTIVEE  
DRYER DRUM  
BELT

Part No	Groove	Length
WP40111201	5H	94"

## REAR DRUM ROLLERS & BELT IDLER ROLLER

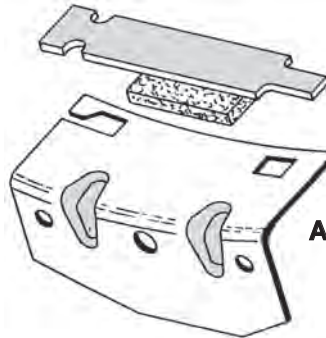
REAR DRUM  
ROLLER  
IDENTIFIED  
BY CROSS  
SECTION  
SHOWN



WP37001042

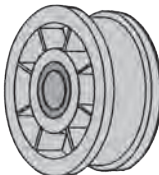
## FRONT GLIDES FOR LATE MODELS

WP37001298  
GLIDE



ANGLE BRACKET  
WP37001036

## IDLER ROLLER



WPY54414

## IDLER ASSEMBLY



LEVER & PULLEY  
ASSEMBLY  
WP37001287

## DRUM FELT SEAL - 24" DIA.



WP37001132



PANEL FILTER  
for Late Models  
WP37001142

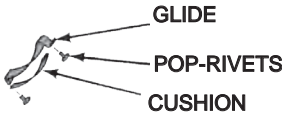


# DRYER PARTS - NEWTON STYLE

# Whirlpool

## FRONT GLIDE KIT

Includes parts as shown




ORDER KIT NUMBER

**306508**

## FOR LATER MODELS – REVERSE ROTATION

**BLOWER BLADE**  
8 1/8" DIAMETER  
33001790

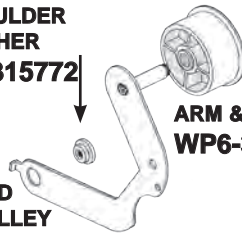


**MOTOR IS  
CLOCKWISE  
BLOWER END**

**MOTOR WITH PULLEY**  
W10410997 (6-3715110)  
Shaft NOT Threaded

-----  
**MOTOR WITH PULLEY**  
WP33002795 (2201832)  
Threaded Shaft

**SHOULDER  
WASHER**  
WP315772




**ARM & SHAFT**  
WP6-3705180

**IDLER ROLLER**  
2" DIAMETER  
WP6-3700340



**DRUM BELT**  
WP33002535  
(33001777,  
3713880)



## REAR DRUM ROLLER KIT

**12001541**

**KIT INCLUDES ROLLER  
& 2 FIBER WASHERS**

Note - Fiber Washer  
Replaces Wave Washer



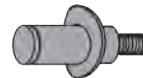
WP9703438  
**TRUARC  
RING**



WP312535  
**FIBER  
WASHER**



**TWO  
USED PER  
DRYER**



WP6-3129480  
**SHAFT**



WP33001443  
**NUT**

ORDER OTHER PARTS AS NEEDED

**FIBER  
WASHER  
REQUIRED**

## POPULAR MODELS – MOTOR IS CCW – BLOWER END

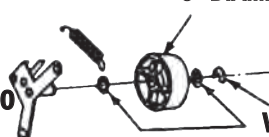
W10410999 (Y303358)  
**MOTOR (with switch)**

WP9703438  
**LOCK RING**



WP6-3033630  
**ARM**

WP6-3037050 **ROLLER**  
3" DIAMETER

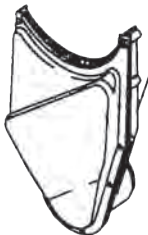


WP354987  
**LOCK RING**



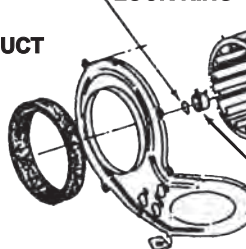
WPY312959  
**DRUM BELT**

**GUIDES FIT**  
33001003  
**SCREEN**



**DUCT**

WP9703438  
**LOCK RING**




WP312967  
**CLAMP**

**PLASTIC BLOWER  
HOUSING**

Y303836 **BLADE WITH CLAMP**  
7 1/2" DIAMETER

OEM  
WHIRLPOOL

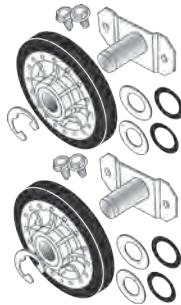
FOR DRYERS WITH FAN ON MOTOR SHAFT



**RIGHT FRONT GLIDE KIT**  
Includes Right front glide & pad  
**LA-1006**

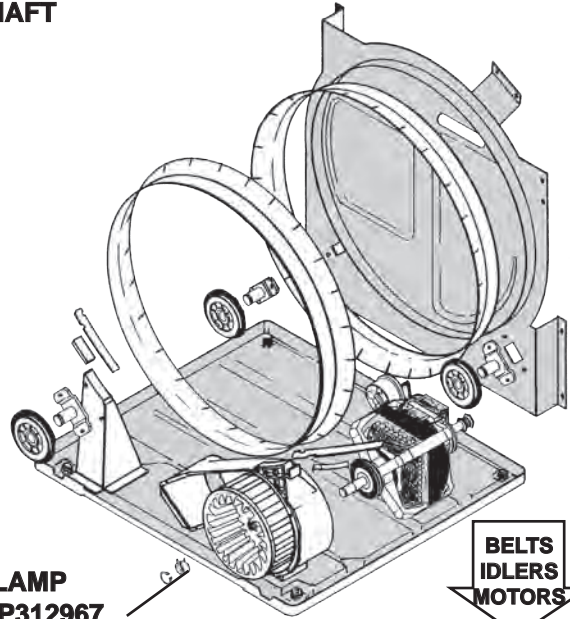
### REAR DRUM ROLLER KIT

Includes 2 each, Roller,  
Shaft & Parts  
**LA-1008**



**REAR DRUM  
ROLLER ONLY**  
**WP31001096**  
ROLLER (2)

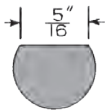
**CLAMP**  
**WP312967**



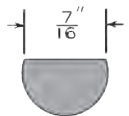
**BELTS  
IDLERS  
MOTORS**

### 8" BLOWER WHEELS

FITS SHALLOW "D" SHAFT 5/16"  
**WP53-0106 (31001043)**



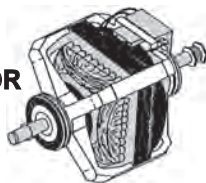
FITS DEEP "D" SHAFT  
7/16" SHAFT FLAT  
**W11497304**



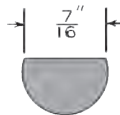
USES SINGLE CLAMP  
MOTOR BASE



**MOTOR**

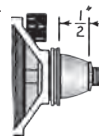


DEEP "D"  
USE **W11497304** BLOWER



### SHORT SHAFT MOTOR

**W10410996**  
(31001589)



### DRUM BELT



5 - Ridge Replaces  
4 - Ridge

**92" LONG - 920H5**  
**341241**  
(31531589)



**ROLLER ONLY**  
**WP31001344**

# DRUM ROLLERS • BELTS & IDLERS

# Whirlpool

— DRYER DRUM DRIVE REPAIR KITS —

## 4392067 FOR DRYERS W/ BLOWER IN FRONT INCLUDES

661570V - BELT (BROWN BACK)  
WPW10314173 - 4 DRUM ROLLERS  
279640 - IDLER PULLEY

## 4392065 FOR DRYERS W/ BLOWER IN REAR INCLUDES:

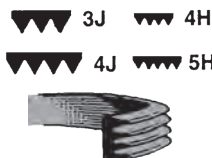
341241 - BELT (BROWN BACK)  
349241T - 2 DRUM ROLLERS  
WP691366 - IDLER PULLEY



## BELTS MULTIVEE DRYER DRUM

Part No.	Desc.	Length
3394652	780H4	78"
341241	920H4	92"
* 661570V	930H4	93"
* WP8547157	940J4	94"
WP8547168	920H4	92"
W11025122	920H4	92"
WPW10198086	920H5	92"
W10849499	980H4	97¾"
W11162091	980H5	97¾"

\* Brown backed belts – use with  
691366 or 3394332 ORIGINAL  
EQUIPMENT BELTS – FINEST QUALITY



## DRUM SUPPORT ROLLER & PARTS

**349241T**  
**TWIN ROLLER KIT**  
INCLUDES TWO  
IMPROVED DESIGN  
ROLLERS  
FOUR TRI RINGS

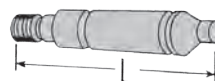


STANDARD DRUM ROLLER  
TREAD 3/8" WIDE ON GREY  
WHEEL




WPW10512946  
(690997)  
TRI RING

## ROLLER SHAFTS



RIGHT SIDE L=3-3/16"  
WPW10359269  
(339489)  
LEFT SIDE L=3"  
WPW10359270  
(3399506)

**DRUM ROLLER**  
Used on Samsung  
Built Dryers  
Blue Center



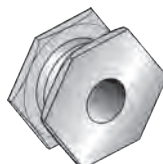
WPW10177428  
(DC97-16782A)

**HEAVY DRUM  
ROLLER USED  
ON "DOTT"  
MODELS**  
WPW10314173



GREEN CENTER

**BLOWER  
PULLEY & BELT**

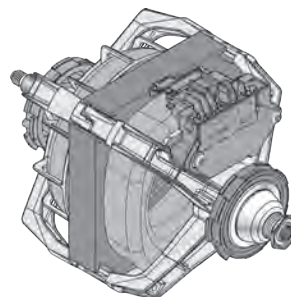


WP8544739

**BLOWER  
BELT**  
WP8544742  
220J3 (22")



**MOTOR FOR  
DUET DRYERS**



W11364931  
120V, 60Hz, 5.4 Amp,  
1/3 HP Inc.  
WP8066184 Pulley

# Whirlpool

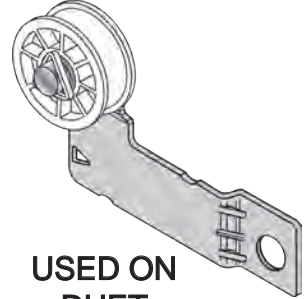
# IDLERS • MOTORS & BLOWER



**IDLER ASSEMBLY  
WP691366**

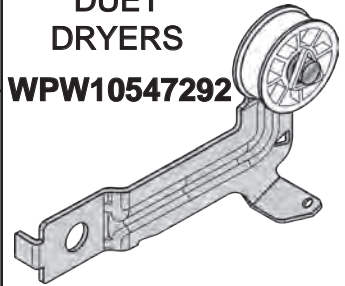
**IDLER ASSEMBLY**  
Used on Cabrio Dryers  
**8547174V**

**IDLER ASSEMBLY  
W10837240**



**USED ON  
DUET  
DRYERS**

**WPW10547292**



**SHORT SHAFT  
MOTOR**  
for Models  
w Front Blower  
("DOTT" Models)  
Blower Shaft  $1\frac{5}{8}$ "  
Drive Shaft  $1\frac{1}{4}$ "

**279787 (3395654)**

**PULLEY ONLY  
FOR 279787  
W10837625**

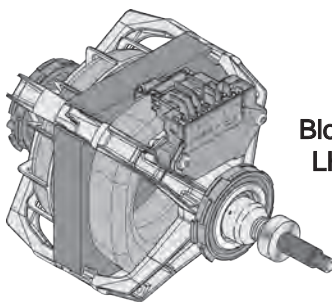
**IDLER ROLLER KIT**

**279640**



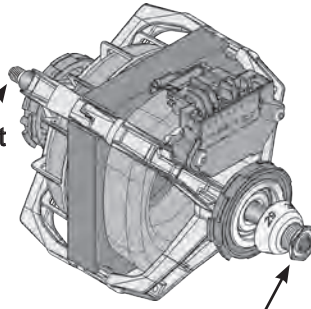
Use with  
**8547168**  
Belt

## DRYER MOTORS WITH PULLEY



**SINGLE  $3\frac{3}{4}$ " SHAFT**  
For Factory - Stack Dryers  
-Drum Rotates Other Way-  
**279811 (3395655)**

Blower Shaft  
LH Thread

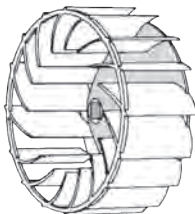


**MOST POPULAR  
 $1\frac{3}{4}$ " SHAFTS**  
(Includes Pulley)  
**279827**  
(3395652, 695925)

**PULLEY ONLY  
FOR 279827  
WP8066184**

**FOR "DOTT" MODELS WITH  
LINT SCREEN IN FRONT**  
Direct Drive Blower

**WP697772**



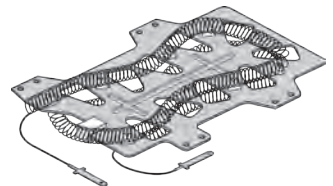
**$7\frac{1}{2}$ " Diameter**  
L.H. Thread to  
Motor Shaft

**MOST POPULAR**  
Fits All Standard Models With  
Blower In Rear  
- LINT SCREEN ON TOP -  
**DIRECT DRIVE BLOWER**  
**WP694089**  
(279711, 695499)

**$8\frac{5}{8}$ " Diameter**  
L.H. Thread to  
Motor Shaft  
Fits Most Older  
Dryers



**DRYER ELEMENT  
WP35001247**  
(DC47-00019A)  
240V 5300W

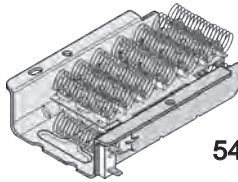




# DRYER HEAT - ELECTRIC

# Whirlpool

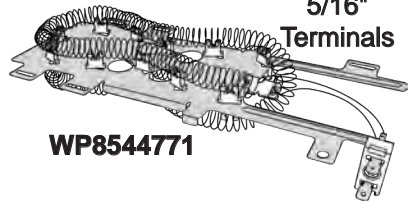
**POPULAR STYLE FOR LATE MODEL DRYERS**  
"PATENTED"



**279838**  
Single Coil • 2 Terminal • 5400W

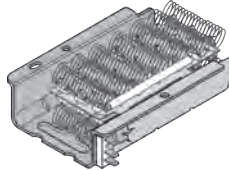
**SINGLE 2 TERM.**  
5400 Watts **279838**

**FITS LATE MODELS** 5400 W 240 V  
5/16"



**WP8544771**

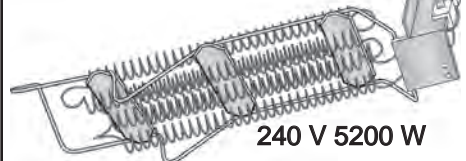
**Dual Coil**  
**3 Terminals**



**WP4391960 HEATER**

**HEAVY 5/16 TERMINALS & LARGE**  
**TURN WIRE ON POINT SUSPENSION**

Replaces: 337378, 279247, 279248,  
279598, 279455, 279698



240 V 5200 W

Wattage	Part No.	Terminals
5400/2700W	<b>WP3401338</b>	(1) - 5/16" (2) - 1/4"
5400/2700W	<b>WP8573069</b>	(2) - 5/16" (1) - 1/4"

**FOR MODELS W**  
**BLOWER IN FRO**  
5/16" Terminals  
240 V 5400 W  
**WP3387747**



Order separately if needed:  
**NO LONGER SUPPLIED W/HEATER**

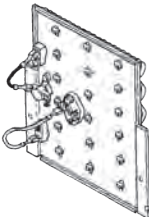
**279457**

**ADAPTER WIRES**



**HEATING UNITS FOR AMANA STYLE DRYERS -**  
**8" X 10" METAL PLATE**

5350 WATT  
LARGE COIL  
**WPY503978**



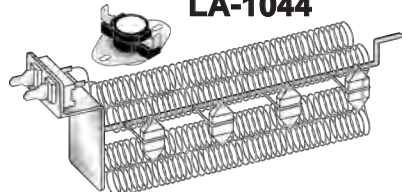
5000 WATT  
LARGE COIL  
**61927 (56047)**

No Thermostats  
are Included

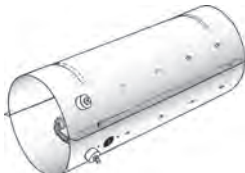
Includes R9900489  
Thermostat Kit and  
Instructions

**FOR HERRIN STYLE DRYERS**  
**HEATING ELEMENT KIT**

240V 4750W  
INCLUDES 53-0771 HI LIMIT  
**LA-1044**

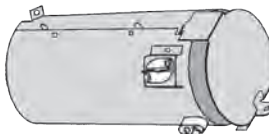


**FOR MAYTAG**  
15½" LONG  
2-PIECE TUBE  
**WPY303404**



**RESTRING**  
**ELEMENT**  
**WPY313538**  
240V 5KW


**LATE MAYTAG DRYERS** COMPLETE ASSEMBLY  
WITH HEAT SHIELD AND FUSE **WP307178**



240V 5.3KW

INCLUDES  
308612 HEATER  
307473 THERMAL FUSE  
END HEAT SHIELD

**HEATER SUB-ASSEMBLY**



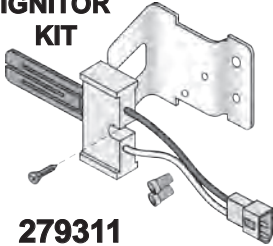
12" LONG  
1-PIECE TUBE

**IN 12" TUBE**  
**NO EXTRA PARTS**  
**5.3KW WPY308612**  
(308615, 308617)

OEM  
WHIRLPOOL


## HOT SURFACE IGNITORS

### IGNITOR KIT



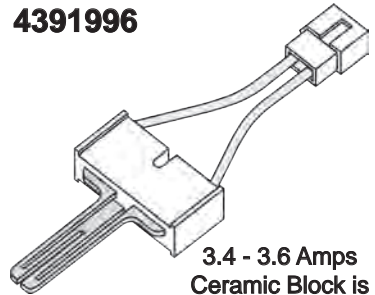
**279311**  
Will Replace  
338900

### FLAT TYPE REPLACES ORIGINAL ROUND STYLE




**WP31001556**  
(LA1021)

**4391996**

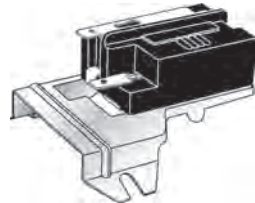


### CONVERSION KITS FOR "M" OR "K" SERIES



**MAL9000AXX**  
w/Complete Instructions

### SENSOR

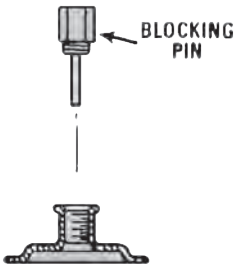


**WP338906**

**49572A**


### L.P. GAS CONVERSION KIT

Convert natural gas burners to L.P. Gas – identify by sticker requirement on original burner assembly for use by trained technicians – orifices & instructions included



### COIL SET

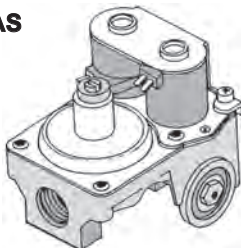
**WPW10328463**




### "M" SERIES VALVE FOR LATER MODELS

#### VALVE ASSEMBLY NATURAL GAS

**279923**  
(W10500695)  
Complete with wiring harness

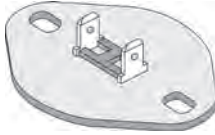


#### COIL KIT



# DRYER THERMOSTATS

# Whirlpool



## THERMISTOR TEMPERATURE CONTROL

SCREWS 1 1/4" O.C.

**WP8577274**

10KΩ (70°F)

1/4" Term.

## THERMAL FUSES

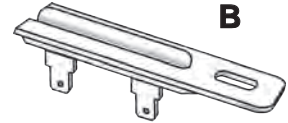
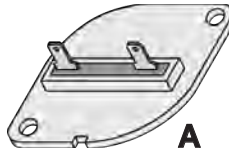


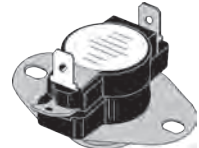
Fig	Part No	Temp	Term
A	<b>WP306604</b>	84°C-183°F	1/4"
A	<b>WP307473</b>	117°C-243°F	1/4"
A	<b>WP3390719</b>	91°C-196°F	3/16"
B	<b>WP3392519</b>	91°C-196°F	3/16"
B	<b>WP3399849</b>	91°C-196°F	1/4"
B	<b>WP33001762</b>	84°C-183°F	1/4"

## FOR NEWTON STYLE MAYTAG DRYERS

Part No.	ST/DT-H	Temp.
<b>303392</b>	Use WP694674	L140-1
<b>WPY304475</b>	DT	L140-2
<b>WPY304474</b>	DT	L150-2.5
<b>WP307249</b>	DT-H	L150-2.5

F – CLOSE ON RISE    L – OPEN ON RISE

## OPERATING THERMOSTATS



DT-DOUBLE THROW  
H-HEAT ASSIST



## ↓ FOR HERRIN STYLE DRYERS ↓

Part No.	Terms	Temp°F	Notes
<b>WP53-0771</b>	2	248	SEE KIT BELOW
<b>WP53-1107</b>	2	145	Oper. Therm-Diff. 25°F

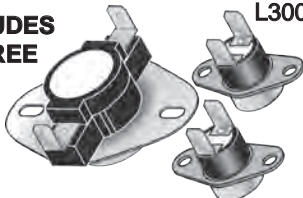
## HERRIN-STYLE FUSE/HI-LIMIT – ELECTRIC & GAS

KIT INCLUDES ALL THREE

L300 FUSE PINK DOT

**LA-1053**

L248 FOR ELECTRIC DRYER HI-LIMIT –OPEN DISC–



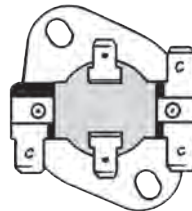
L240 FOR GAS DRYER HI-LIMIT

KIT INCLUDES THERMAL FUSE & HI-LIMITS FOR GAS & ELECTRIC DRYERS

## OPERATING THERM

W/ 240V Anticipator L146-25

**WP31001192**  
(53-2880)

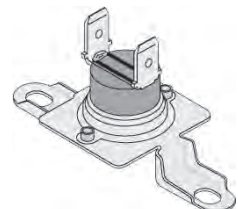


## ONE-TIME LIMIT

**WP40113801**

**AMANA Style**

REPLACES THIS (62600)



OEM WHIRLPOOL

Match temperature from old thermostat

© 1971-2024 w.d. armstrong corp.

# Whirlpool

# DRYER THERMOSTATS

## HI-TEMP CUT OUT KITS



ONE  
TIME  
FUSES

**279769 KIT**  
with 352°F Fuse

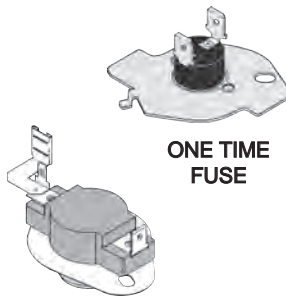
**279816 KIT**  
with 309°F Fuse

Both Kits Include:  
**WP3390291**  
(L250-8F) AUTO RESET  
Available as separate part

**279973 KIT**  
with 352°F fuse and

**WP3391914**  
(L295-8F) Auto Reset  
Available as Separate Part

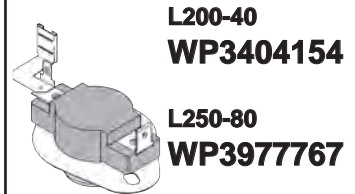
## HI-TEMP CUT OUT KIT



ONE TIME  
FUSE

**W10900067**  
w/ 309°F Fuse &  
WP3977767 (L250-80)  
Auto Reset Thermostat w/  
Special Terminals

## AUTOMATIC RESET HIGH LIMIT w/ Special Terminals



**L200-40**

**WP3404154**

**L250-80**

**WP3977767**

## HI-LIMIT SAFETY For Maytag Dryers

CLOSED  
DISC




**L200-3 WP303396**

**L220-4 WP303395**

## SPDT THERMOSTATS REPLACE MANY 2-WIRE TYPES For Whirlpool Dryers

	<u>Style</u>	<u>Temp °F</u>	<u>Part No.</u>
CYCLING	F	L140-2	WP344395
HI-LIMIT	G-1	L180-6	W11050897

WIRE TERMINALS  
& INSTRUCTIONS  
INCLUDED



STYLE "F"

### DOUBLE-THROW THERMOSTATS

N.C. 1/4 MALE  
N.O. 3/16 MALE  
COM. 1/4 FEMALE

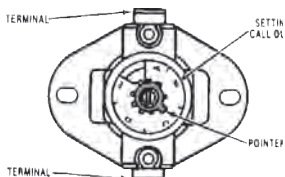


STYLE "G-1"

## ADJUSTABLE BUTTON THERMOSTAT


**WP694674**

Includes cross  
reference  
Range from  
135°F to 155°F



## SENSOR ELECTRODES

(2 Per Dryer)  
7" Sensors Monitor Moisture  
at Filter Housing



Order Two  
**WP3387223**

## OPERATING THERMOSTAT

With 120V heat  
anticipator

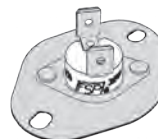


**WP3387134**  
L155-25

**WP3398128**  
L145-20

2W heater has  
3/16 terminals

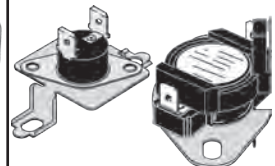
## THERMAL LIMIT



1/4" terminals  
91°C (196°F)  
**WP3403607**

89°C (192°F)  
**WP8572767**

## HI-TEMP CUT-OUT KIT FOR DUET



**280148 (KIT)**  
with 352°F fuse and

**WP8557403**  
(L295-8F) Auto Reset  
Available Separately




# DRYER PARTS

# Whirlpool

## DOOR HANDLE

WHITE PLASTIC  
WITH  
SILVER  
TRIM

**WP686711**



## FOAM GASKET STRIPS WITH PRESSURE ADHESIVE



<u>Cross-Section</u>	<u>Long</u>	<u>Part No.</u>
5/8" X 3/8"	28"	<b>WP339956</b>
3/8" X 1/4"	26"	<b>W11415783</b>

## PLASTIC BEARING RINGS FOR DRUM FRONT



<u>Part No.</u>	<u>Pieces</u>	<u>Dia.</u>
<b>279441</b>	2	24"
<b>WP3394508</b>	1	14"
<b>WP3394509</b>	1	16"

## FRONT BEARING SUPPORT KITS

For standard models used with 3394508 and 3394509 rings shown at left.

**279264**



For large capacity wide opening models used with 279441 ring shown at left.

**W11035878**  
(W10663510)

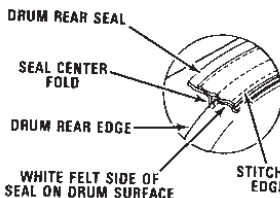
## FRONT & REAR DRUM SEAL FOR "DOTT" MODELS WITH FRONT BLOWER

**280114**

Kit with Cement  
2 Oz. TUBE



## REAR DRUM FELT SEAL KITS INCLUDES CEMENT & INSTRUCTIONS



WHITE FELT SIDE OF SEAL ON DRUM SURFACE

STITCHED EDGE

I.D. By Length and Stitch Colors

## DRUM INTERIOR LAMP

120V 10W  
Candelabra Base  
**WP22002263**  
(17512, 3406124)

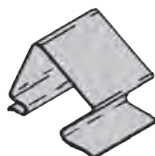


Stitched Rows (3) May Be Red, Green, Blue, or White.

<u>Part No.</u>	<u>Dia.</u>	<u>Long</u>	<u>Stitch Colors</u>
<b>279408</b>	25"	79"	Red-White-White
<b>W10612022</b>	25"	79"	Green-Blue-Blue
<b>239087</b>	26"	82"	Green-White-White

## TOP CLIP – METAL

**MAYTAG**  
FRONT TOP CLIP  
**WP22001650**



**WP18776**  
BLACK

## TOP PANEL MOUNTING

## TOP HINGE

**WP62780**



OEM  
WHIRLPOOL

## LEVELING LEGS

DRYER 1" BASE

**49621**

(40021,  
3392100)



**METAL FOOT**  
with Plastic Foot Pad

3/8" – 16 threads

**WPW10001130**

(389102)



## CONTROL KNOBS

Used On  
Washers  
& Dryers  
with  
Electronic  
Controls



1/4" D Stem

Flat Down

1/4" Extension

GREY WP8181859

**2" DIA. CUSHIONED WASHER TIMER KNOBS**

• METAL WITH 1/8" DIA. CENTER DISC

• 1/4"-20 THREAD

BLACK W/ SILVER DISK

**WP3362624**



## FOR WASHERS & DRYERS

**WHITE  
INSERT**

**WP22001664**



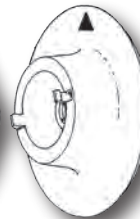
3" DIALS SNAP  
INTO KNOB

**GREY KNOB  
WP22001659**

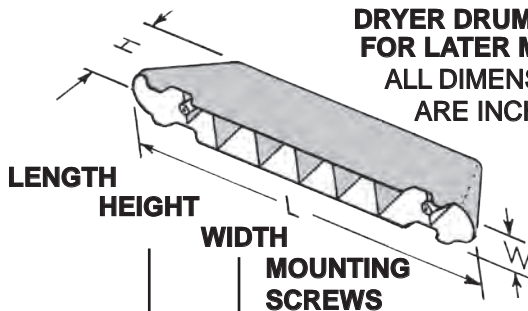


**WHITE WASHER  
DIAL**

**WP33001621**



**DRYER DRUM VANES  
FOR LATER MODELS**  
ALL DIMENSIONS  
ARE INCHES



L	H	W	O.C.	Part No.
17	4 1/4	2	12	WP33002032
17	3 3/4	1 5/8	12	WP33001755

**UPPER  
WP3388229**



**SERVICE PANEL CLIPS**

**LOWER  
WP297092**

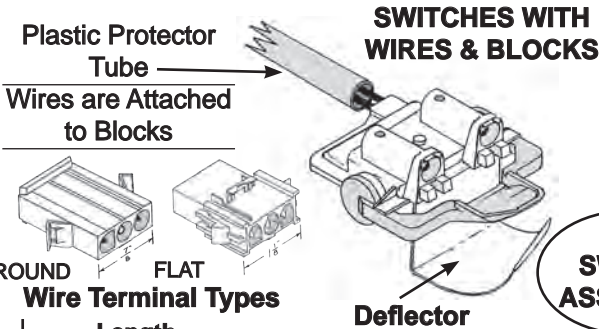


**FRONT  
PANEL CLIP  
W10854425**  
(3394083)



# LID & DOOR SWITCHES

Whirlpool

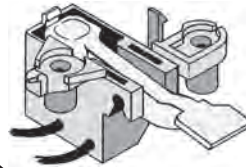


ROUND Wire Terminal Types  
FLAT  
Length

Wire	Tube	Part No	Special Features
○	24" 14"	285671	
▭	19" 8"	WP3949238	Deflector
▭	27" 14"	3949247V	
○	36" 14"	WP3355458	
○	11" 8"	WP3355806	Sleeve on Block

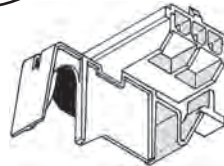
LID SWITCH ASSEMBLY

3 Inch Wires & Block - Flat Terminals



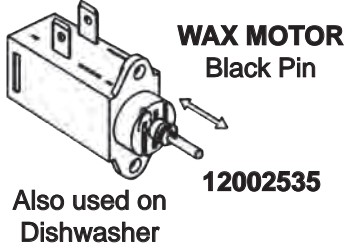
WP8054980

FOR LATER MODEL WASHERS

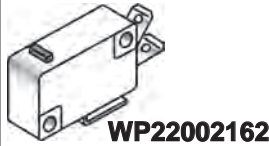


3 Flat Wire Terminals  
WP8318084

## NEPTUNE WASHER DOOR LATCH PARTS



SPIN SWITCH  
Two Wire • N.O.



WP22002162

## LID SWITCH ACTUATOR



WHITE PLASTIC  
WP358684

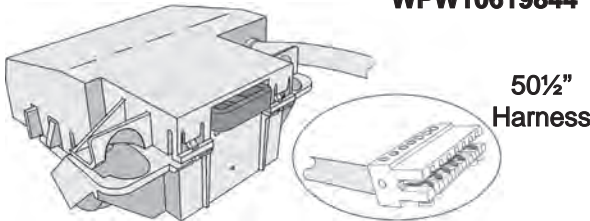
## LID HINGE BALL

NEWTON STYLE  
WP211726



## LID SWITCH ASSEMBLY fits Maytag Bravos

WPW10619844




## LID SWITCH FOR OLDER WASHERS (& DRYERS)

W10820036)  
(279347)

Kit with Lever

LEVER ONLY  
WP691581



## LATCH KIT

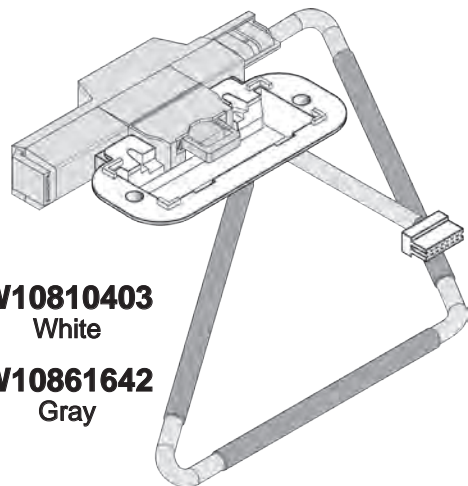
for Cabrio Washer

W10810403

White

W10861642

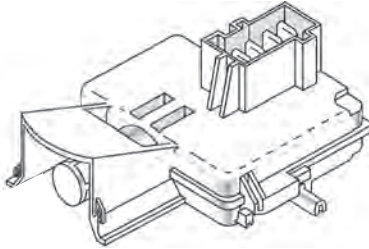
Gray



OEM  
WHIRLPOOL

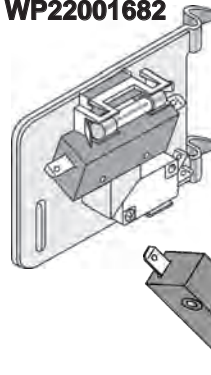
# Whirlpool

## LID SWITCHES



**12001908**  
KIT WITH PLUNGER FOR ATLANTIS  
USE WITHOUT PLUNGER FOR OTHER  
TYPES OF WASHERS

**NEW STYLE LID  
SWITCH ASSEMBLY  
WITH 4 AMP FUSE  
WP22001682**



**SAFETY FUSE  
BLOWS WHEN LID  
SWITCH STICKS**



**FUSE NOT  
AVAILABLE  
NOT AVAILABLE  
AS REPLACEMENT  
ORDER SWITCH  
ASSEMBLY**


**LID SWITCH ONLY  
W10820036  
(205415)**

**LATCH ASSEMBLY  
for VMW Washers**

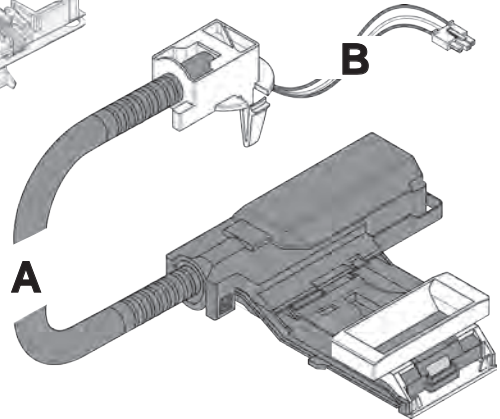


**W11513248**

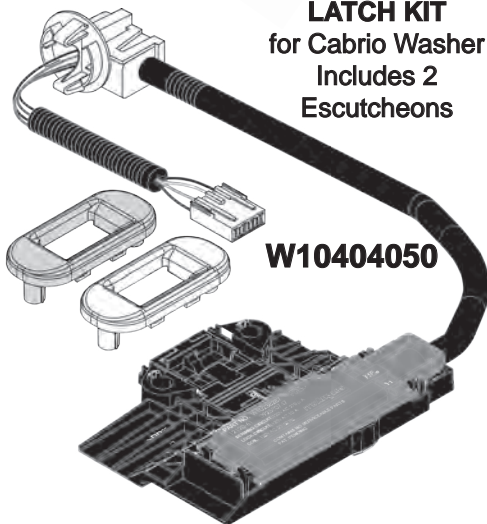
**STRIKE  
for VMW Washers  
W10837741**



**LATCH ASSEMBLY  
for VMW Washers**



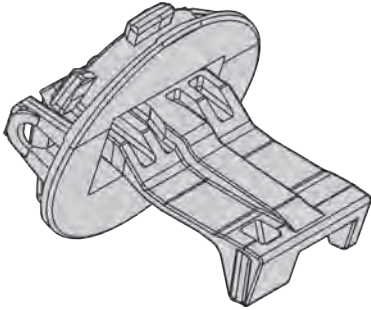
**LATCH KIT  
for Cabrio Washer  
Includes 2  
Escutcheons**



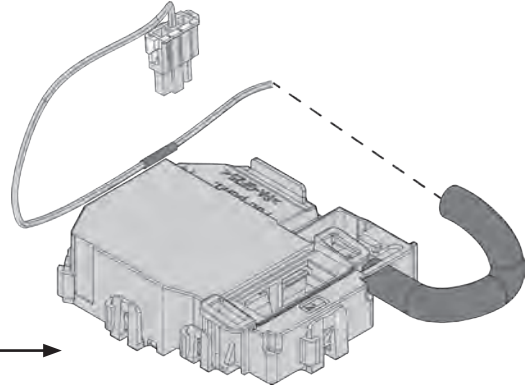
**W10404050**

Part Number	Latch Body Color	"A" Dimension	"B" Dimension
W11307244	Black	28"	14½"
WPW10482836	Orange	30"	12"
W11176112	Black	27"	13"





**LID STRIKE**  
for TOP LOAD  
WASHER  
**W11457841**

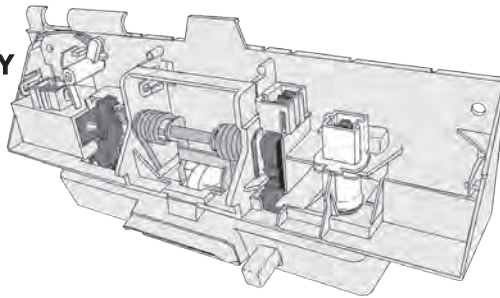


**LATCH ASSEMBLY**  
for TOP LOAD  
WASHER  
**W11700916**

USED  
TOGETHER



**DOOR LATCH ASSEMBLY**  
for Horizontal Axis  
Includes Lamp  
**WP22003593**

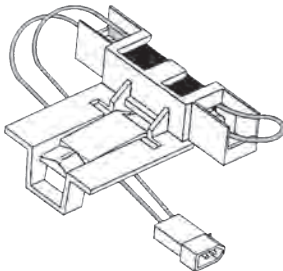


**10 WATT LAMP**  
-IN LATCH-  
**WP22002263**

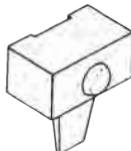


**FOR HERRIN STYLE WASHERS**  
**LID SWITCH ASSEMBLY**

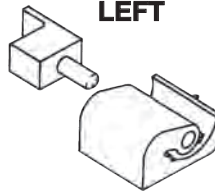
**PLASTIC BRACKET W/HARNES & PLUG**  
**12001187**



**PLASTIC ACTUATOR**  
**WP43-0057**



**WASHER LID HINGE FITS RIGHT AND LEFT**

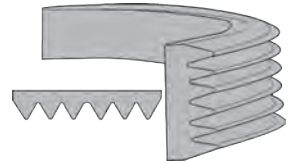


**WP35-2045**

**WP35-2044**

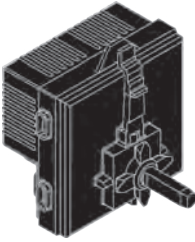
**DRIVE BELT FOR NEPTUNE**  
**12001788**

**6J 27"**  
(21002040, 12001435)



OEM  
WHIRLPOOL

### AUTOMATIC TEMPERATURE CONTROL SENSING SWITCH 7 Pin Harness



<u>Part No.</u>	<u>Positions</u>
WP8578335	7
WPW10179666	6
WPW10184148	4
WPW10292584	2



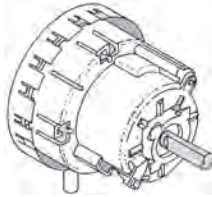
### PRESSURE SWITCH Includes pressure hose and clamp

**W10337781**

### WATER LEVEL PRESSURE SWITCHES

WHITE PLASTIC 2 $\frac{5}{8}$ " DIA.

Mfg. by Siebe

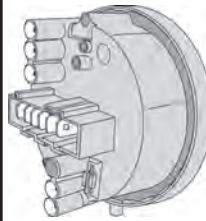


<u>Color</u>	<u>Positions</u>	<u>Part No.</u>
BLUE	INFINITE	W10339326
GREY	5W	10335056
RED	4	W10337780
GREY	3	*W10820051

\* Includes pressure hose



### PRESSURE SWITCH FOR DUET WASHER **WPW10415587**

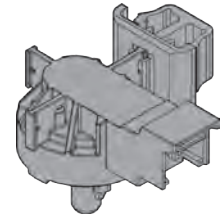


**FIXED**  
6 Terminals

**WPW10514214**  
(8181695)  
Brown Top  
White Base

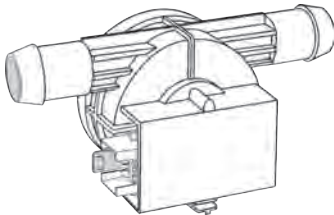
**W11417619**

### WATER LEVEL SENSOR FOR DUET WASHER



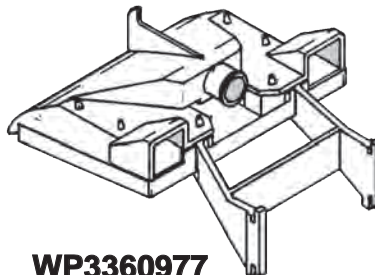
**WPW10448876**

### FLOWMETER FITS FRONT LOADER



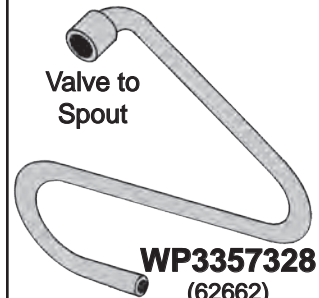
**WPW10110225**

### INLET SPOUT (VACUUM BREAK)



**WP3360977**  
TRANSLUCENT

### LOW PRESSURE INLET HOSE



Valve to  
Spout

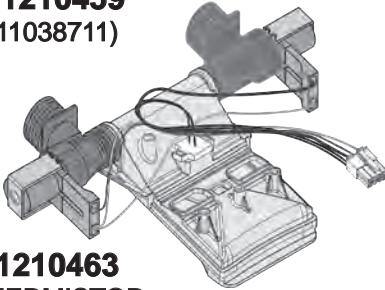
**WP3357328**  
(62662)

# WATER VALVES

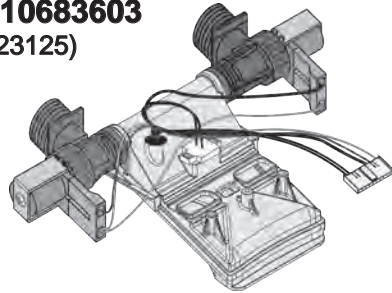
Whirlpool

## INLET VALVE & VACUUM BREAK w/THERMISTOR

**W11210459**  
(W11038711)



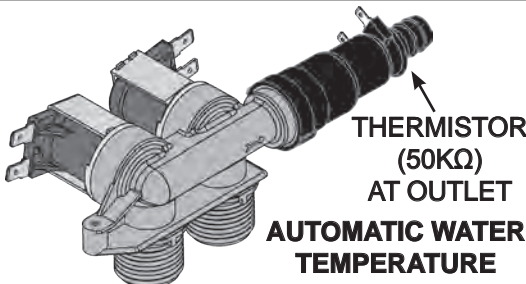
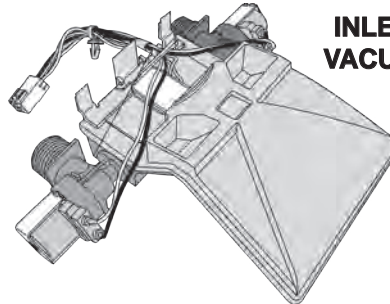
**WPW10683603**  
(W10423125)



Note  
Plug Type

**W11210463**  
NO THERMISTOR

## INLET VALVE & VACUUM BREAK



THERMISTOR  
(50KΩ)  
AT OUTLET

**AUTOMATIC WATER TEMPERATURE**

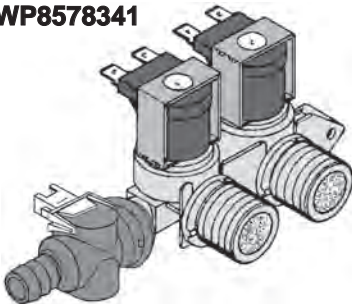
**WPW10175893**

Used with W10176591 Flowmeter


Part No.	Pins	Thermistor
W11038689	5	YES
WPW10144820	5	YES
WPW10140917	4	YES
WPW10140918	3	NO

## AUTOMATIC WATER TEMPERATURE THERMISTOR (50KΩ) AT OUTLET

**WP8578341**




**WP3979346**



Hose Barb

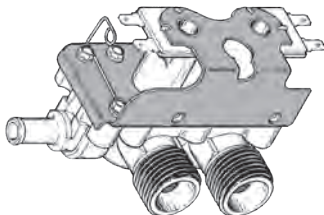
**WP22003834**



1/2" Outlet

## OLD STYLE METAL BRACKET MOUNT

### FOR NEWTON WASHERS



Part No.	Application	Voltage	Outlet Size
205613	Dom./Comm.	115V	3/8"
205614	Use 205613		
WP22001274	Late Models	115V	1/2"

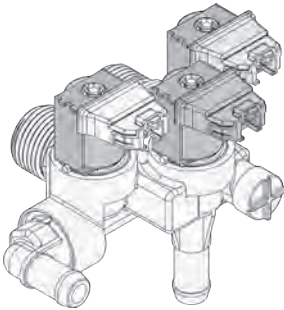
OEM  
WHIRLPOOL

# Whirlpool

# WATER VALVES & PARTS

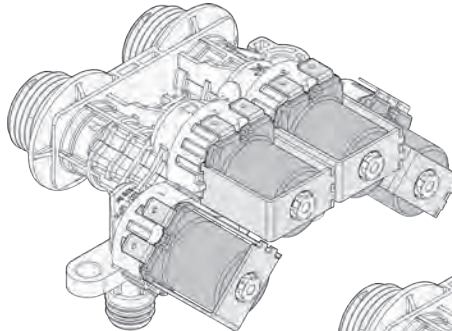
**3-COIL  
2-INLET 2-OUTLET  
VALVE**

**WPW10247306**  
**DUET Washers**




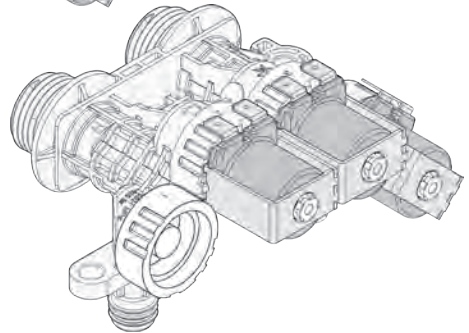
**4-COIL  
2-INLET 3-OUTLET  
VALVE**

**W11165546**  
**Cabrio Washers**



**3-COIL  
2-INLET 3-OUTLET  
VALVE**


**W11220240**  
**Cabrio Washers**  
W10853296, W10632527,  
W10758829, W11096268



**WPW10356257**  
**VALVE FOR  
VMW WASHERS**

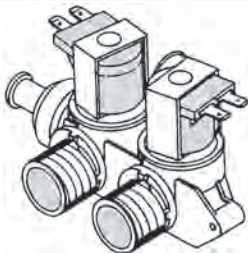
**6-COIL  
2-INLET  
4-OUTLET  
LOG VALVE**  
**Cabrio  
Washers**

**W10853723**  
(W10342320)



**INLET VALVE  
WITH SIDE SCREW MOUNT**  
**Blue Body**  
**WP22002360**

**White Body**  
**WP21001932**



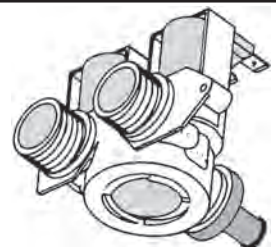
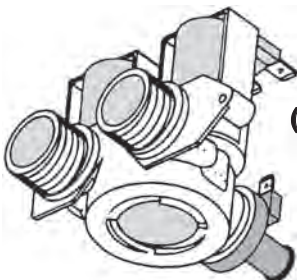
**REAR OUTLET VALVE**

**WITH 50 K  $\Omega$   
(70°) THERMISTOR  
ON OUTLET**

**12002158**

**NO THERMISTOR  
ON OUTLET**

<u>Part No.</u>	<u>Body</u>
<b>W10821146</b>	<b>Blue</b>
<b>WP22004333</b>	<b>Tan</b>





# WATER VALVES & INLETS

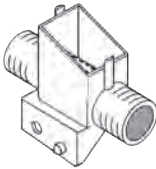
# Whirlpool

FOR OLDER MODEL NEWTON WASHERS WITH SIDE MOUNT TUBE

206154 HOSE



WP22213057  
PLASTIC TUBE



WP216201  
RUBBER  
SLEEVE



WP213015  
NOZZLE



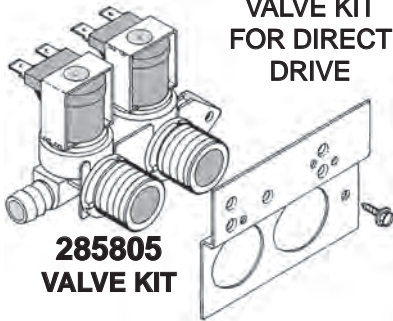
WP213013  
VALVE HOSE

45° DEVELOPED  
LENGTH

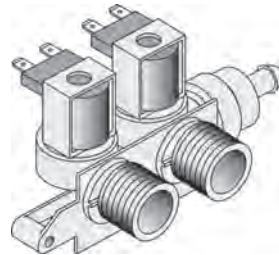


## ENERGY SAVING INLET VALVES

VALVE KIT  
FOR DIRECT  
DRIVE



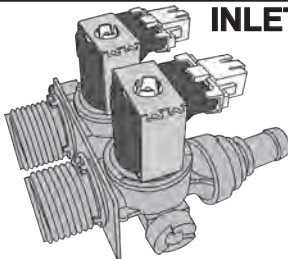
285805  
VALVE KIT



3/8"  
Outlet

WP8181694

## INLET VALVES FOR FRONT LOAD MODELS



5 Watt Coils

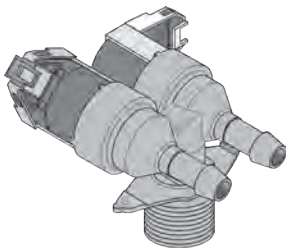

1/2" Outlet

WP8540751

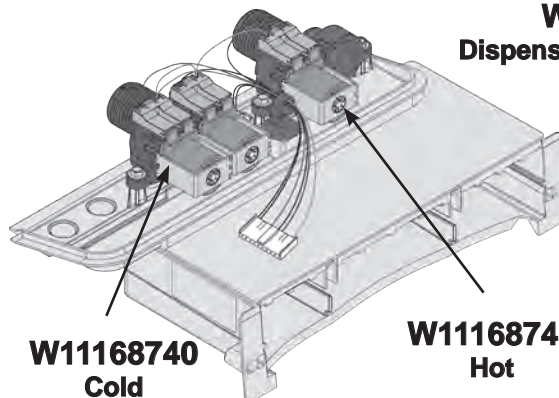
5 Watt Coils

3/8" Outlet

WP8182862



WPW10212596  
Dual Valve



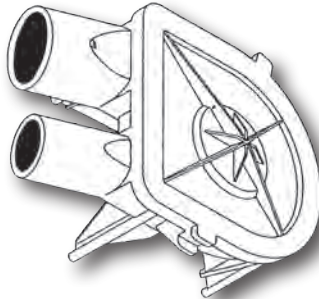
W11168740  
Cold

W11168743  
Hot

W11158805  
Dispenser includes Valves

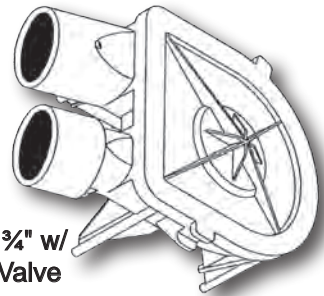
**DRAIN PUMP**  
fits Most Direct Drive Washers  
**STANDARD OUTLET 1 1/4"**

**WP3363394**



**DIRECT  
DRIVE  
PUMPS**

**WP3363892**  
**Oversize Outlet**

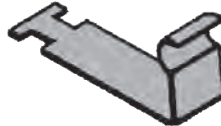


Outlet 1 3/4" w/  
Check Valve

Removes  
odor causing  
residue in  
HE washers  
(3 Tabs per  
pack)  
**W10135699**



**PUMP MOUNTING  
CLIP**

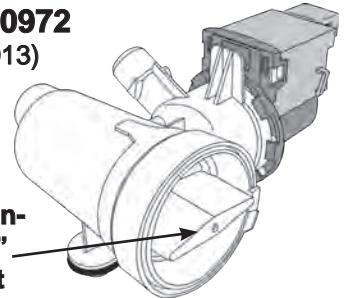


**WP8546127**

**MOTOR & PUMP ASSEMBLIES**  
for Front Load

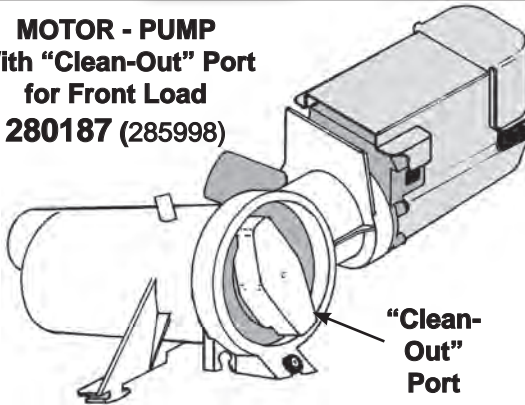
**WPW10730972**  
(W10130913)

1" Inlet  
1 1/2" Outlet



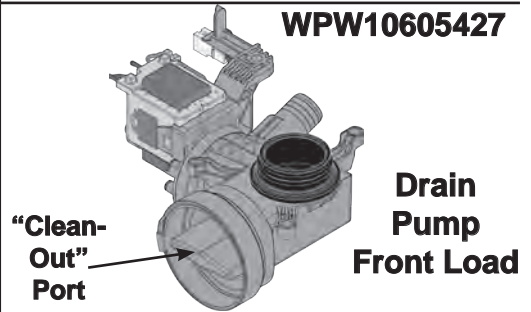
"Clean-  
Out"  
Port

**MOTOR - PUMP**  
With "Clean-Out" Port  
for Front Load  
**280187 (285998)**



"Clean-  
Out"  
Port

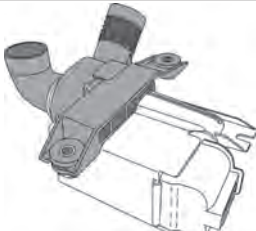
**WPW10605427**



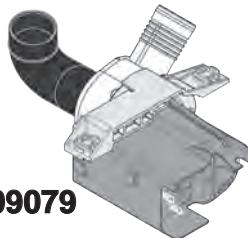
"Clean-  
Out"  
Port

**Drain  
Pump  
Front Load**

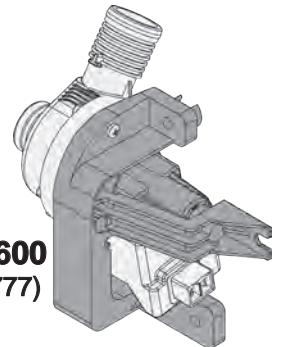
**DRAIN - PUMP FOR CABRIO WASHERS**  
Includes Shield & Mounting Screws



**W10536347**  
(W10217134)



**WPW10409079**



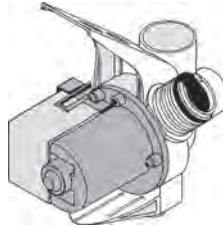
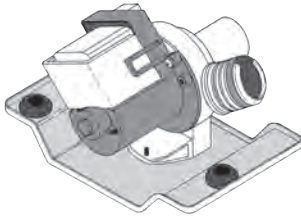
**W10876600**  
(W10727777)

# WASHER PUMPS & HOSES

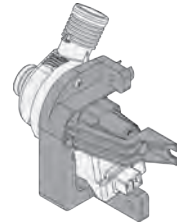
# Whirlpool

## DRAIN PUMPS FOR NEPTUNE WITH SPECIAL CHECK-VALVE OUTLET

**WP34001320**  
(34001340,  
62902090,  
DC96-00774A)



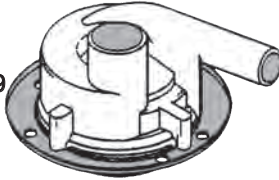
**WP25001052**



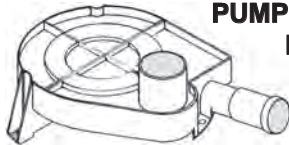
**VMW WASHER  
DRAIN PUMP  
W11396717**  
(W11263349)

## LATE MODEL PUMP WITH TOP INLET

**WP35-6465**  
(35-3834, 35-2099  
21001906)



**FOR HERRIN STYLE**




**PUMP FOR NEWEST  
MODELS**

**WP35-6780**  
(21002240)

## VERTICAL MODULE WASHERS (VMW)

Port at 9 O'Clock  
**W11399437**  
1.2A W/Flap




Port at 11 O'Clock

**WPW10276397**  
0.95A No Flap

**WPW10661045**  
1.2A W/Flap

**W10919003**  
1.2A W/Flap



## AMANA STYLE

**BELTS**  **4L (1/2"STD)**

**WP27001006 29½"**  
**WP27001007 30½"**

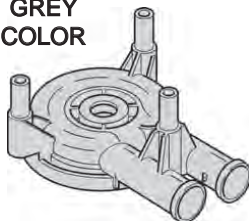
**PLASTIC IDLER  
ROLLER**



**2" Center Dia.**  
**15/16" Tall**  
**WP40045001**

**FOR AMANA-STYLE  
DIRECT DRIVE PUMP  
205217P**  
(27001233)

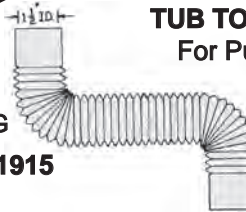
**GREY  
COLOR**



## TUB TO PUMP HOSE

For Pumps Above

**15" LONG**  
**WP21001915**



**13" LONG**  
**WP22003285**

**PUMP TO BACK OF WASHER HOSE**  
**VMW WASHERS**



**12" LONG**

**W10899966**

OEM  
WHIRLPOOL

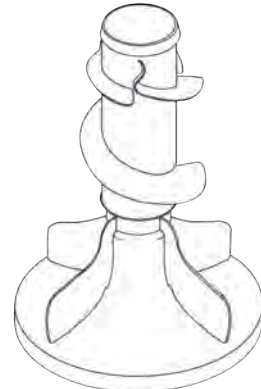
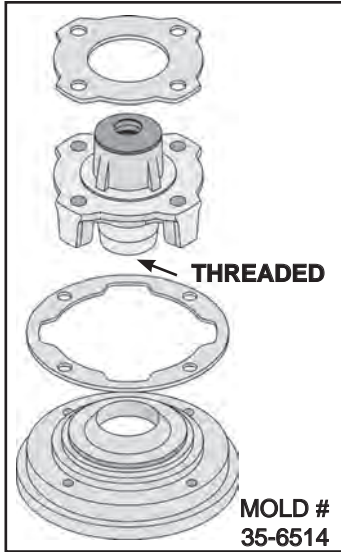
## TUB & SEAL KIT

Used with  
High Torque  
Transmission  
Below

**W10219156**  
(21002237)

**INCLUDES ALL  
PARTS SHOWN,  
SCREWS, AND  
INSTRUCTIONS.**

**INCLUDES  
PLASTIC TUB  
SUPPORT WITH  
SEAL &  
BALL BEARING**



**COMPLETE ASSEMBLY  
WP3951744**

Includes: 3363003 Auger,  
3951632 Agitator, 285809 Cam (w/Dogs),  
3951608 Thrust Washer & Instructions

## AGITATOR FOR VMW WASHER

**W11550891**



**PLASTIC  
SNUBBER  
WP21002026**

**Seal Nut Tool  
22002898**



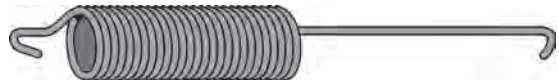
**Spanner  
Wrench  
35-2968**



**PULLEY, CAM &  
BEARING KIT  
12002213**



## SUSPENSION SPRING for Late Models 6 Used WP21001598



## PARTS FOR OLDER BELT-DRIVE WASHERS

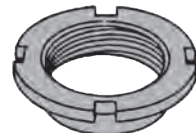
**BELTS FOR  
WASHERS**

**WP95405**



1/2 x 47½

**WP21366  
TUB NUT**



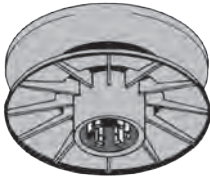


# WASHER PARTS - HERRIN STYLE

# Whirlpool

**MOTOR PULLEY FOR OLDER WASHERS**

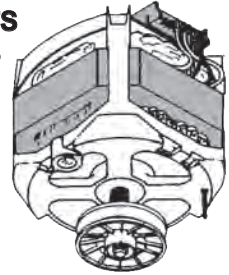
**2<sup>3</sup>/<sub>8</sub>" DIA. - BLACK COLOR**



**WP21001108**

**MOTOR W/PULLEY FITS  
ATLANTIS & OTHERS**

**WP21001950  
(35-6230)  
TWO-SPEED**



**USE OLD MOUNTING PLATE**

## Belts for Herrin & Newton Built Washers & Dryers

**NEPTUNE**



**12001788 6J-27"**  
(12001435, 2040)

**ATLANTIS AND  
OTHERS**



**WP22003483 3/8 VEE-50<sup>1</sup>/<sub>2</sub>"**  
(22002709, 62608400)

**NEW HYBRID  
DRYER**



**WP33002535  
5H92  
(33001777)**

**HERRIN STYLE**

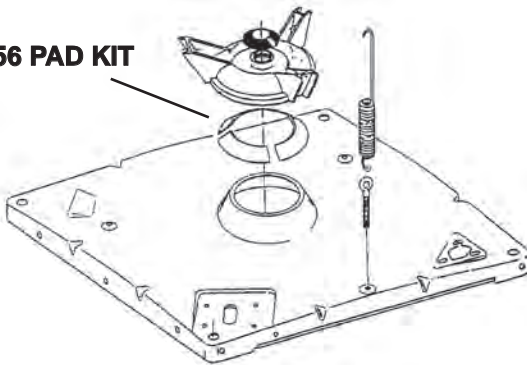


**WP21352320  
3/8 VEE  
51 Inch**

## WASHER PARTS FOR NEWTON STYLE

# Whirlpool

**203956 PAD KIT**



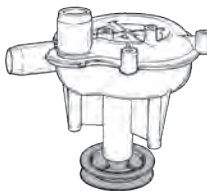

**6-2040130  
BEARING KIT**



**WP22003441  
BALL  
BEARING**



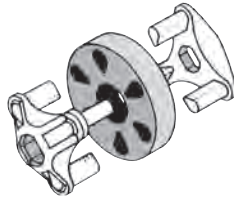
**12112425  
BELT SET**



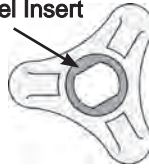
**WP6-2022030  
PUMP**

### Standard Coupling Assembly


**285753A**



Now with Reinforced  
Center  
Steel Insert



### Heavy Duty Coupling Assembly



**5-PLY  
CENTER  
PIECE**  
will replace  
285753  
**285852A**



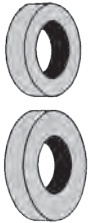
**WP21366  
TUB NUT**

**W10814296**  
(383727)



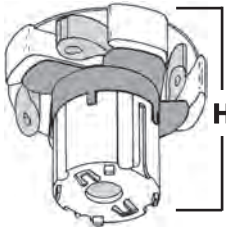
**BASKET DRIVE  
BLOCK  
WP389140**

**INPUT SHAFT SEAL  
KIT**  
1" and 1 3/16" included  
**285352**



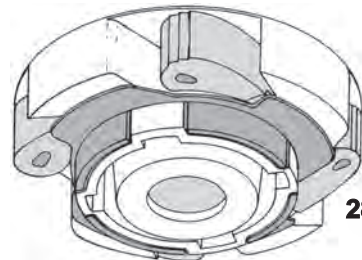
### DOG CAM ASSEMBLY WITH DOGS & RETAINER

**EXTRA LONG  
CAM BODY  
H=3 1/2"   
285748**



**MOST POPULAR  
STANDARD H=2 1/4"   
285746 ASSY.  
REPLACED BY KIT  
SHOWN BELOW**

### FOR LATER MODELS DOG CAM ASSEMBLY



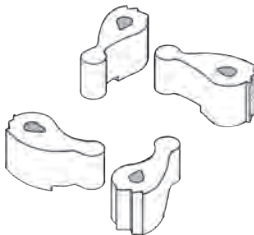
**285809**

Dogs & Retainer Included

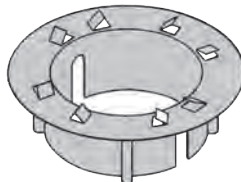
REPAIR KIT INCLUDES:  
**285746 CAM ASSEMBLY**  
**285587 THRUST WASHER**  
**3348855 O-RING SEAL**

**AGITATOR REPAIR KIT  
285811**

**80040**  
(285770)  
**DOGS**  
SET OF 4



**THRUST WASHERS**  
**285587**



**BLEACH BEZEL**  
**WP3362952**



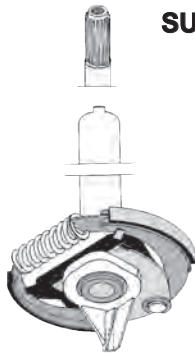
**AGITATOR STUD  
& GASKET**  
**WP358237**



# DIRECT DRIVE WASHER PARTS

# Whirlpool

## DIRECT DRIVE TRANSMISSION PARTS

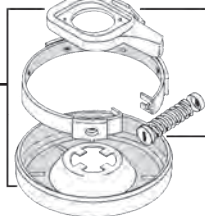


### SUPER STRUCTURE ASSY. 13 1/2" TALL

with Brake Assy.  
includes 285790 Clutch  
Kit and Instructions

**W10820043 ASSY**  
(285792)

**CLUTCH KIT  
WITH DRUM**  
**285785**

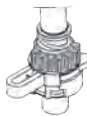


**LINING KIT**  
**285790**

**PINION**



**NEUTRAL  
ASSEMBLY**  
**388253A**

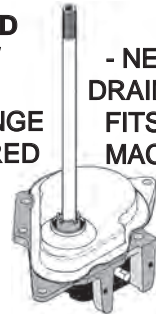


**WITH  
INSTRUCTIONS**

## TRANSMISSION ASSEMBLY COMPLETE 3360629

**BRAND  
NEW  
NO  
EXCHANGE  
REQUIRED**

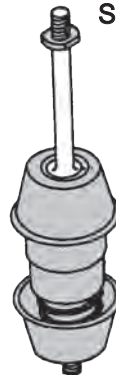
**- NEUTRAL  
DRAIN TYPE -  
FITS MOST  
MACHINES**



## COMPACT SUSPENSION SUPPORT

**THREE USED PER  
MACHINE  
SOLD INDIVIDUALLY**

**3348258A (12")**



**KIT OF 3  
SPRINGS**

**W10207783 (11")**

**RETAINER CLIP**  
**3 REQUIRED**  
**WPW10145155**



**SUSPENSION SPRING**  
**3 REQUIRED**  
**WP63907**



**START CAPACITOR**  
**189-227 MFD - 110V**  
**1 1/2" Dia. 1/4" Spade Terminals**

**WP8572717**  
(482156)



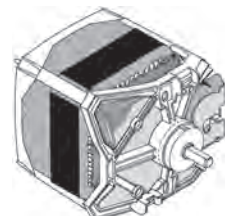
**COUNTER  
WEIGHT SPRING**

Used on full size &  
compact washers  
**6 1/2" Long**

**WPW10250667**



## MAIN MOTOR



**2-SPEED WP661600**

(389248, 3951550, 8528158,  
3363736)

**3-SPEED WP3352287**

OEM  
WHIRLPOOL

**CABRIO/BRAVOS  
SUSPENSION ROD KIT  
SET OF 4  
W10820048  
Yellow End 27"**



**W10440786** Pink End 27"

**W10247710** Blue End 27"

**W10780051** Green End 23"

**W11130362** Green End 22"

**W10780045** Yellow End 24"

**W10780048** White End 24"

**W11217817** White End 26"



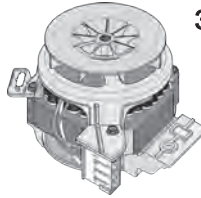
**W11130359** Orange End 26"

**W10780044** Gray End 23"

**DRIVE MOTOR  
W10836348**

1/3 HP

3" BLOCK - 4 SPADE CONNECTOR



**DRIVE MOTOR  
W11026785**

1/3 HP

1" BLOCK - 4 PIN CONNECTOR

**CAPACITOR  
W10804664**

50µF/250V

**W10804665**

45µF/250V

**W11395619**

50µF/250V

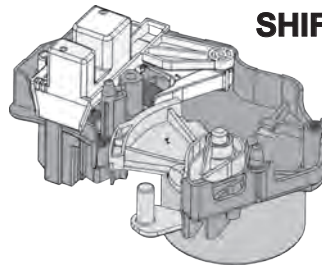
**W11428524**

45µF/250V

Metal Body



**SHIFT ACTUATOR VMW**

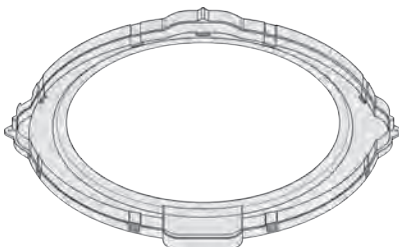


**WPW10006355**

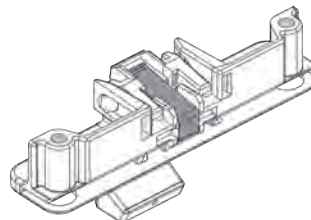
**W10913953**

**W11112160**

**TUB RING  
WPW10215146**



**LID STRIKE  
WPW10240513**





# CABRIO WASHER PARTS

Whirlpool

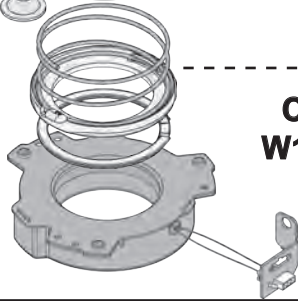
**TUB CENTERING SPRING**  
W10400895



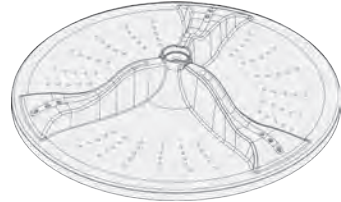
**SLIDER**  
W10734521



**CLUTCH**  
W10754448



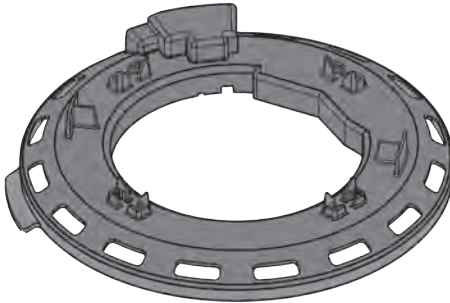
**WASH PLATE CABRIO**




W10902814  
18" Dia.

W10752283  
16" Dia.

For Cabrio/Oasis

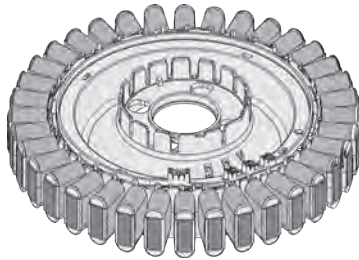
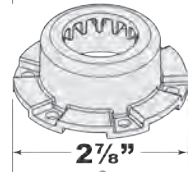
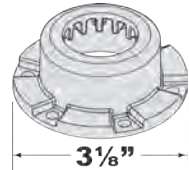


**MOTOR SHIELD**  
WPW10137698



**ROTOR POSITION SENSOR**  
WPW10178988

**BASKET HUB KIT CABRIO**  
W10820039



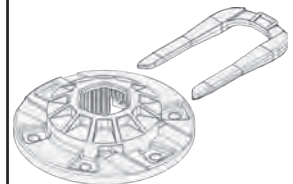
**STATOR**  
WPW10419333 (8565170)  
Separate item NOT in Kit



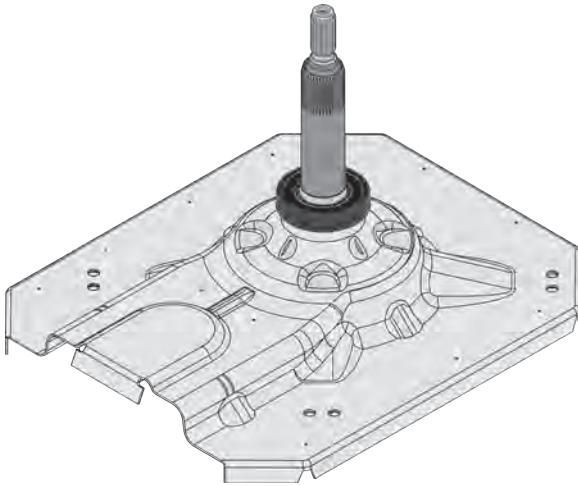
**BEARING KIT CABRIO**  
W10435302

Installation of kit requires use of  
**W10447783 Tool**

**BASKET HUB KIT CABRIO**  
W10528947



OEM  
WHIRLPOOL



**GEARCASE**  
**W11454741**  
12" SHAFT

**GEARCASE**  
**W11132267**  
7" SHAFT

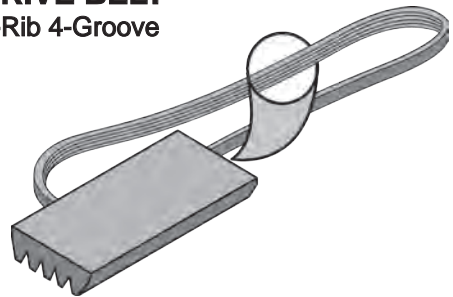
**GEARCASE**  
**W11449840**  
4" SHAFT

**GEARCASE**  
**W11454372**  
7" SHAFT



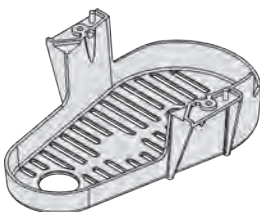
**SPLUTCH**  
**ASSEMBLY**  
with  
**Transmission**  
**Drive Pulley**  
**W10721967**

**DRIVE BELT**  
5-Rib 4-Groove



**WPW10006384**  
(5PJE556SJ139)  
21 1/2" LONG


**W11239857**  
(5EPJ556)  
21 3/8" LONG



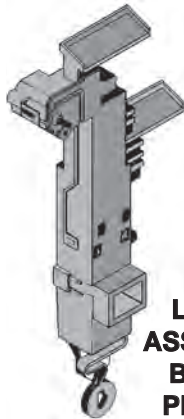
**BELT COVER**  
**SHIELD**  
**WPW10427633**  
(W10006383)

**NUT**  
FOR DRIVE PULLEY  
**W10759923**

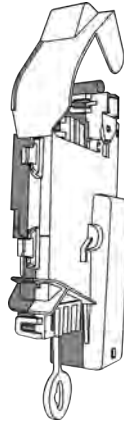




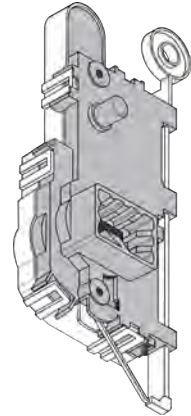
**DOOR LATCH  
WP8183270**



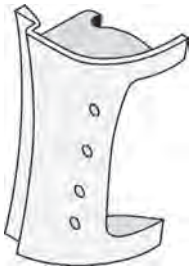
**LATCH  
ASSEMBLY  
BLACK  
PLASTIC  
WP8182634  
(8181700)**



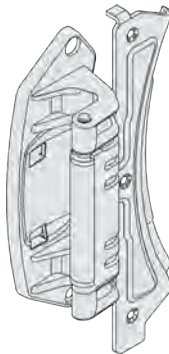
**DOOR LATCH  
WPW10253483**



**DOOR LATCH  
WPW10443885**




**DOOR HANDLE  
GREY  
WP8181846**



**DOOR HINGE  
WP8183202**

**DUET DOOR BOOT  
WPW10111435**



**14" Diameter Port**

**DUET DOOR BOOTS**



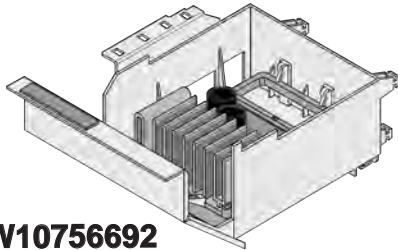
<b>Part Number</b>	<b>Port Dia.</b>	<b>Vent Hole</b>
<b>WPW10381562</b>	14"	NO
<b>W11106747</b>	15"	YES
<b>W11314648</b>	15"	NO
<b>WP8181850</b>	16"	YES
<b>WP8182119</b>	16"	NO

OEM  
WHIRLPOOL

# Whirlpool

# FRONT LOAD WASHER - "DUET"

## DUET MOTOR CONTROL BOARD



**W10756692**


## DUET SHOCK ABSORBER



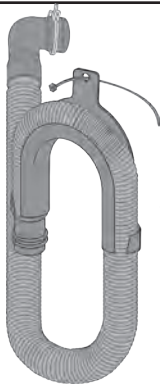
<u>Part No.</u>	<u>Length</u>	<u>Dia</u>
<b>WP8182703</b>	9"	1"
<b>W11415987</b>	10½"	1½"
<b>W10822553</b>	10½"	1½"

**Similar in appearance - Order by Model Number**

## DUET DRIVE BELT - 48" Long



<u>Part No.</u>	<u>Ribs</u>	<u>Grooves</u>
<b>WPW10388414</b>	7	6
<b>WP8540101</b>	6	5

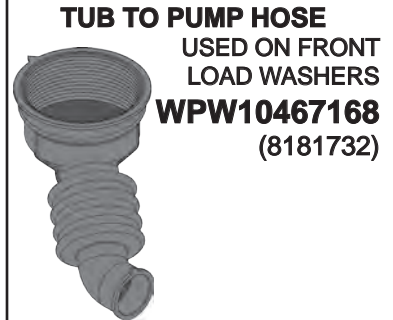


**DRAIN HOSE ASSEMBLY**  
48" Long  
1⅛" Connector  
**W11244231**  
(W10826733)

## TUB-TO-PUMP HOSE 285871



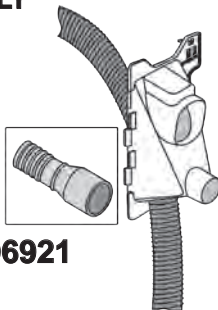
INCLUDES CLAMPS



**TUB TO PUMP HOSE**  
USED ON FRONT LOAD WASHERS  
**WPW10467168**  
(8181732)

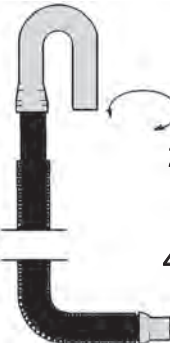
## DRAIN PORTAL ASSEMBLY

80° HOSE



**WPW10096921**

## NEW STYLE DRAIN HOSE



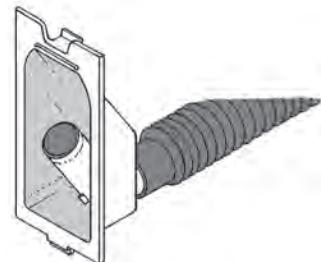
Hook Swivels 360°

**285664**

4 Feet Long  
1⅛" I.D.

## BLACK PLASTIC HOSE

1¼" I.D. - 27" Long  
**WPW10358149**  
(8317940, 3361805)

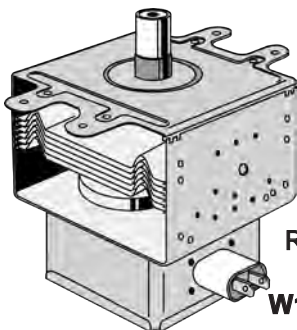




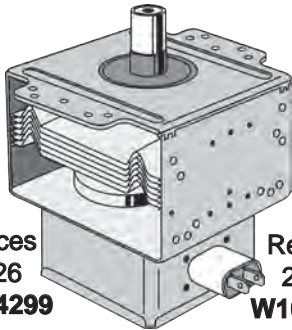
# MICROWAVE PARTS

# Whirlpool

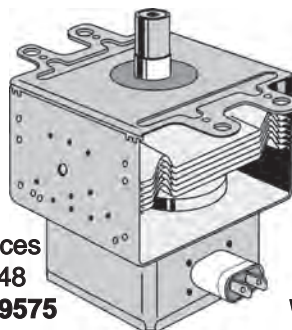
## MAGNETRONS



Replaces  
2M226  
W10754299



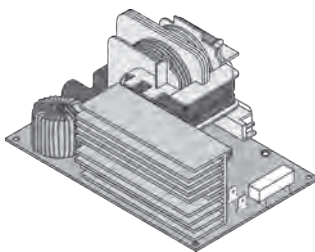
Replaces  
2M248  
W10859575



Replaces  
2M267B  
W10245183

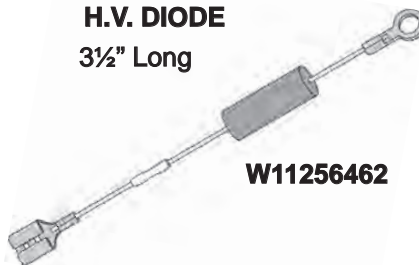
## INVERTER

W10217711



## H.V. DIODE

3½" Long



W11256462

## CAPACITOR


W10850446

(W10138798)  
1.05µF  
2100V



## OTR MICROWAVE MOUNTING PLATE

W11025649



30" X 2"

## AMANA MICROWAVE FUSES

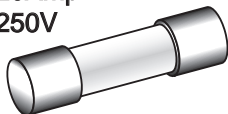
Part No.	Amps	Ref.
WPM0805101	20	-




## CERAMIC FUSE

20Amp  
250V

W11707984  
(W10422951)




## DOOR SWITCH



W10211972  
SPDT Switch

## MW OVEN FILTERS

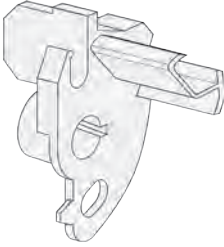


1/8" Thick 6" X 13½"  
6802A

3/16" Thick 6" X 13"  
W10208631A

OEM  
WHIRLPOOL

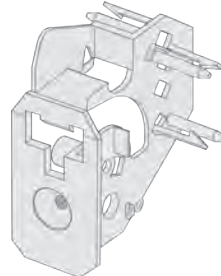
## UPPER LATCH ASSEMBLY



**CAM PLATE**  
**W10562613**



**SPRING**  
**W10156812**



**UPPER INTERLOCK**  
**WP8206419**

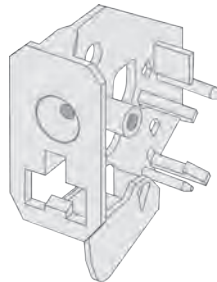


**DOOR SWITCH**  
**SPST**  
**W10269458**

## LOWER LATCH ASSEMBLY



**DOOR SWITCH**  
**SPST**  
**W10269460**



**LOWER INTERLOCK**  
**WPW10156813**



**DOOR SWITCH**  
**DPDT**  
**W10727360**

## LAMPS



**Medium**  
**Base**  
**120V • 40 W**  
**8206443**



**Light Socket**  
**Medium Base**  
**W10210871**

**Medium**  
**Base**  
**120V • 40 W**  
**8206232A**



**Baseless**  
**Push-In**  
**12V • 5 W**  
**(8186287)**  
**WP4452164**



**Baseless**  
**Push-In**  
**120V • 40 W**  
**WPW10571723**



**Baseless**  
**Push-In**  
**120V • 25 W**  
**W10709921**

# MICROWAVE PARTS

# Whirlpool

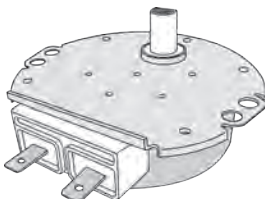
## DOOR HANDLE



**4393777**  
(White)

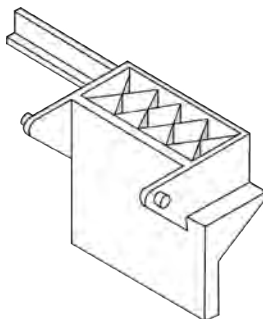
**4393782**  
(Black)

## MOTOR



**WPW10159107**

## RELEASE LEVER



**WHITE**  
**WP8205451**

## GLASS TRAY



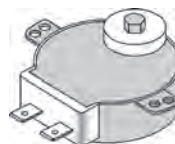
**4393799**

12" Dia.



**W11252182**  
**SUPPORT RING**  
**W/ROLLERS**

**TRI-WING**  
**DRIVER**  
**W10435116**  
(8206228)



**MOTOR**  
**6 RPM**  
**W10642989**  
(8183954)

**ALL COLORS**  
**NON STAINLESS**  
**WP4451009**

**- TORSION SPRING FOR DOOR -**



19" Long

**LEFT HAND**  
**WP4452395**

**FOR BLACK**  
**STAINLESS**  
**WP4452396**

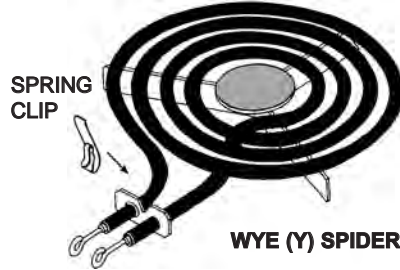
LH only used on stainless doors using two springs, use 1-WP4452396 and 1-WP4452395 (LH).

OEM  
WHIRLPOOL

## OEM PLUG-IN SURFACE UNITS



**DELTA (Δ) SPIDER**



**WYE (Y) SPIDER**

Spider	Spring Clip		8"- Large			6"- Small	
	Style	Medallion	Turns	Part No.	Turns	Part No.	
Y	NO CLIP	CHROME	4				
Y	NO CLIP	BLACK	5	WP660533	4	WP660532	
Y	PUSH-ON		4	WP9761346			
Y	PUSH-ON		5	WPW10259865			
Δ	BREAK-OFF	BLACK	5	WPY04100166	4	WPY04100165	

## OPEN RIBBON SURFACE UNITS FOR GLASS TOPS - WITH HI LIMIT

**SINGLE ELEMENTS**  
Note Electrical Terminals

**LARGE DUAL ELEMENT**  
**2200W/700W**  
**W10823709**

REPLACES  
(74004556,  
7406P342-60,  
71002253,  
12002144)

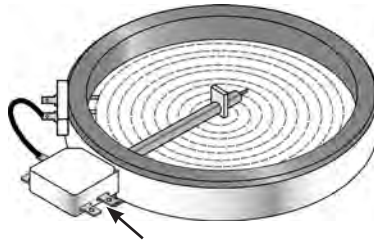
**1/4" & 3/16"**  
**Male**

**All 1/4"**  
**Male**

**SMALL 1200W**

**W10823711**  
(12002141)

**W10823704**  
(74001011)



Note Electrical Terminals on Single Elements - Some have Three (3) 1/4" Terminals. Some have One (1) 1/4" & Two (2) 3/16" Terminals

## OPEN RIBBON SURFACE UNITS FOR GLASS TOPS WITH HI LIMITS

**240 VOLT**

**"CERAMA SPEED"**

Dia	Part No.	Watts
6½"	W11171119	1200
7"	W10823699	1500
7¾"	W10823698	1800
9¾"	W11517959	1400/3000
9¾"	W10823696	2500
9¾"	W10823692	1000/2400
9¾"	W11047722	2500





# SURFACE UNIT BLOCKS & BOWLS

# Whirlpool

## SURFACE UNIT BLOCKS – “AMP” TYPE TO IDENTIFY – MEASURE BACKSET OF BRACKET

ONE BRACKET

6" Wires

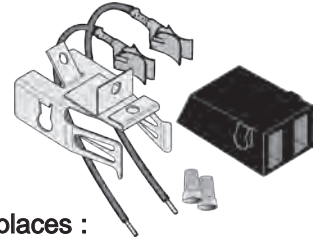
Black Plastic "AMP" Block

814399

330031

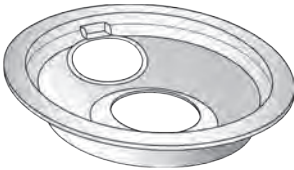
**SMALL PARTS AND INSTRUCTIONS ARE INCLUDED**

## BLACK PLASTIC KIT Fits Magic Chef, Jenn-Air, & Others



Replaces :  
1430306K, 700125K, 700154  
& Others. Replaces Ceramic  
7" Wires w/Clips  
**12001676**

## BURNER BOWLS WITH BOTTOM HOLE FITS AMANA, MAYTAG, AND MAGIC CHEF CHROME FINISH



<u>Part No.</u>	<u>Size</u>
WPW10196406	6"
WPW10196405	8"

## BLACK PORCELAIN

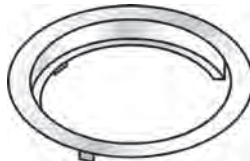
<u>Part No.</u>	<u>Size</u>
WPW10290353	6"
WPW10290350	8"



## JENN-AIR PANS & RINGS

### TRIM RINGS WITH LOCKING TABS

6" WPY707454  
8" WPY707453



### DRIP PANS WITH NARROW SLOT

6" 715877  
8" 715878



## SPECIAL CLEANERS FOR COOKING EQUIPMENT

W10355051  
(31464)  
**AFFRESH COOKTOP  
CLEANER**  
NET WT.  
10 FL. OZ.




OEM  
WHIRLPOOL

## CARTRIDGES FOR 3-PRONG OR 4-PRONG RECEPTACLES


Large element, 2100 watts. Small element, 1250 watts.  
 Accepts big pot canning element (model A145A).  
 Available in black or stainless steel.

<u>Model No.</u>	<u>Color</u>	<u>Ref</u>	<u>Prongs</u>
JEA7000ADSA	Stainless	(A100)	3
JEA7000ADBA	Black	(A100B)	3




## RADIANT ELEMENT CARTRIDGES

Ultra Quick-start™ radiant elements. Flush glass ceramic surface.  
 Large element, 2000 watts. Small element, 1200 watts.  
 Available in textured black.  
**A122BA – BLACK** 297.00 EA.

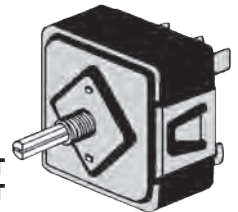


## FOR JENN-AIR



**SCREW MOUNT**  
 – FIGURE 8 SHAFT

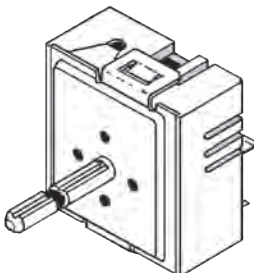
## INFINITE SURFACE UNIT SWITCHES



**PAL NUT MOUNT**  
 – D SHAFT

<u>Mount</u>	<u>Shaft</u>	<u>Data</u>	<u>Push-To-Turn</u>	<u>Kit With Gaskets</u>	<u>Part No.</u>
Pal-Nut	D	3/4" Long	Yes	Yes	<b>700855K</b>
Pal-Nut	8	3/4" Long	Yes	No	<b>W11120795</b>
Screws	8	7/8" Long	No	No	<b>W11120791</b>
Screws	8	7/8" Long	Yes	No	<b>W11088181</b>

## SWITCHES FOR DUAL RIBBON HEATERS – USED ON GLASS COOKTOPS– – FIGURE 8 SHAFTS – KITS WITH INSTRUCTIONS



**12002125**  
 (7403P831-60)


“EGO”  
 1 7/8 X 1 3/4”  
 Tan Body  
 8 Wire Terminals

## KING-SEELEY PUSH-TO-TURN LOAD-RATED SWITCHES FOR 6" UNITS

5.2 - 6.6 Amps  
**WP7403P238-60**

1/4" SOLID D STEM

**FOR 8" UNITS**  
 8.9 - 11.0 Amps  
**WP7403P239-60**  
 (7403P372-60)



# SURFACE SWITCHES

# Whirlpool

## PUSH-TO-TURN KITS

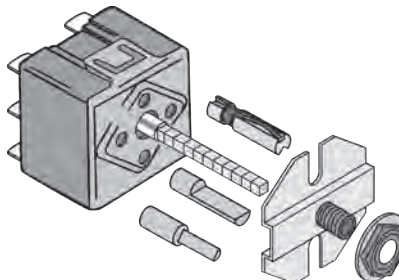
VOLTAGE RATED – USE WITH 6" OR 8" UNITS

### "CW" ROTATION

One click CW from "OFF" to "HI".

**W10900107**


(4391989)



## LOAD RATED PUSH-TO-TURN INFINITE SURFACE UNIT SWITCHES

THESE LOAD-RATED SWITCHES CYCLE AT THE SAME RATE AS THE ORIGINAL SWITCHES. BREAK OFF SHAFTS FOR WIDER COVERAGE OF ORIGINAL PART NUMBERS. ORDER FROM CHART BELOW, OR BY FSP NUMBER ON OLD SWITCH, OR BY RANGE MODEL NUMBER. SWITCH IS CW WHEN "HI" IS ONE CLICK CLOCKWISE FROM "OFF" SWITCH BODY COLOR MAY HAVE CHANGED FROM ORIGINAL.

Screw  
Mount



### SHAFT 1/2" NO BREAK-OFF – CW ROTATION

**WP3148953** 8" 7.5 - 9.3 AMPS

**WP3148952** 6" 5.4 - 7.8 AMPS

### SHAFT 1 5/16" WITH BREAK-OFF AT 7/8" – CW ROTATION

**WP3149399** (314139) 8" 8.9 - 11.0 AMPS

**WP3149401** (314141) 6" 5.2 - 6.6 AMPS

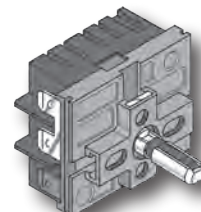

### SHAFT 15/16" WITH BREAK-OFF AT 5/8" – CW ROTATION

**WP3149400** (314140) 8" 8.9 - 11.0 AMPS

**WP3149404** (314144) 6" 5.2 - 6.6 AMPS

## W10857622

Replaces MDPA-W704-UNM D Shaft



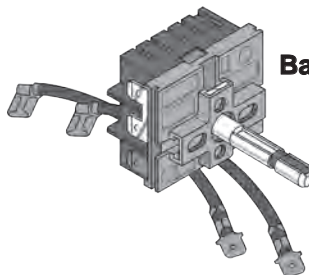
## WPW10434452

Replaces MDPA-W171-UNM Fig. 8 Shaft

**New Style  
INVENSY  
Infinite Switch  
Black & Blue  
"CW"**

### Kit With Jumper Wires & Instructions

"Fig. 8" Shaft  
1 3/8" Long  
Clip Up  
**8203534**



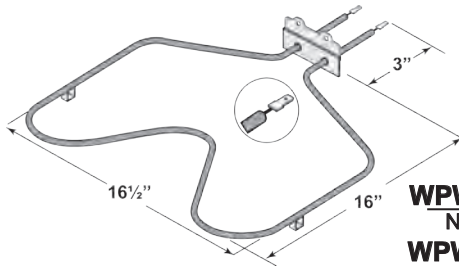
**Bare Switch - No Kit -  
WP9759474**

OEM  
WHIRLPOOL

## CENTER HINGE BAKE UNITS

MOST POPULAR  
W=16½" WIDE 3" THRU WALL

**WP308180**

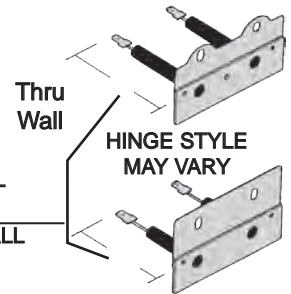


WIDE W=20½" WIDE 2½" THRU WALL

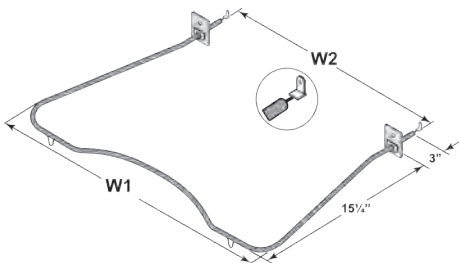
**WPW10308477 (9758541)**

NARROW W=14¾" WIDE 1¾" THRU WALL

**WPW10207397 (9760766)**



## U-SHAPED BAKE UNITS WITH SPADE TERMINALS LEAF HINGE IS 1¾" SQUARE



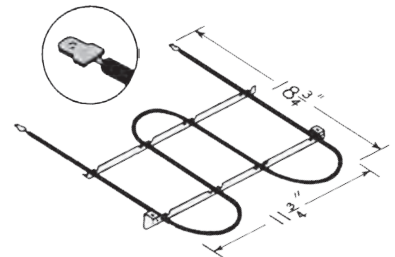
	<b>Part No.</b>	<b>W1</b>	<b>W2</b>
NARROW	<b>326791</b>	15"	11"
WIDE	<b>326793</b>	22"	19"

## THERMOSTAT BULB CLIP



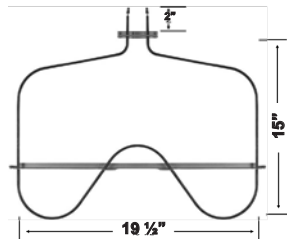
**98005642**

## BROIL ELEMENT

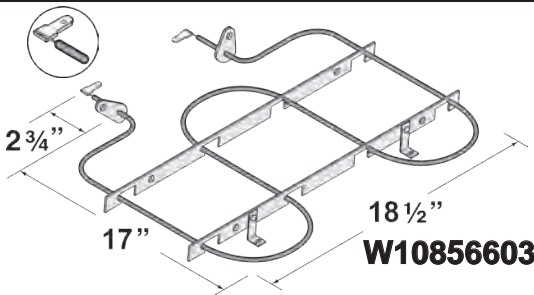


HANGER TABS 12½" O.C.  
3-LOOP  
**WP660579**

## POPULAR BROIL UNITS

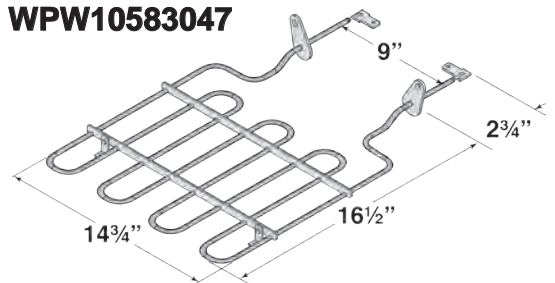


**W11182108**



**W10856603**

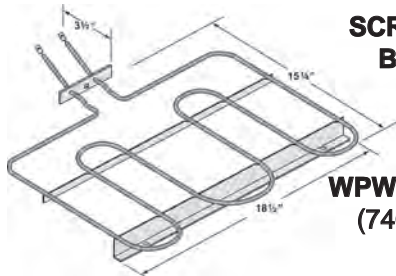
**WPW10583047**





# OVEN ELEMENTS

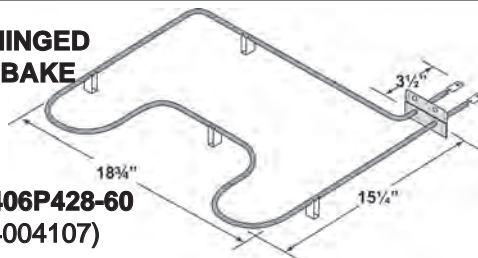
# Whirlpool



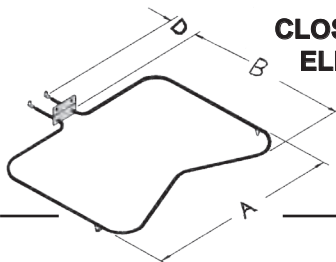
**SCREW-IN  
BAKE**

**WPW10276482  
(74011117)**

**HINGED  
BAKE**

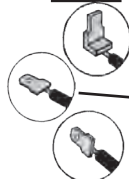


**WP7406P428-60  
(74004107)**

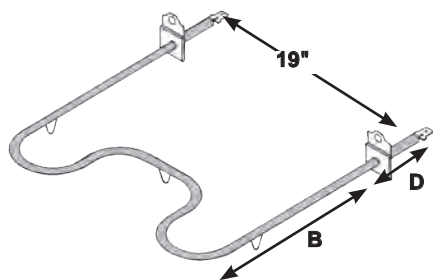


**CLOSED BAKE  
ELEMENTS**

**Term.**



Term.	A	B	D	Part No.
	16	16	3	WPY04000066
	19	16	3 1/2	WPY04100019
	17	16	3 1/2	WPY04100020
	21	15 1/2	3 3/4	WP71001680

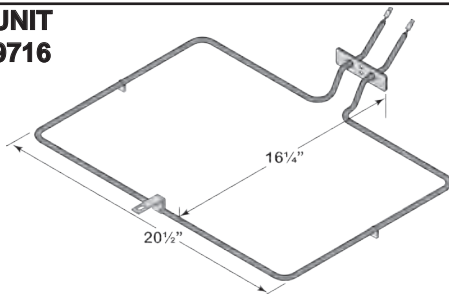


**OPEN BAKE ELEMENTS – 19" WIDE  
B=15 1/2" D=3 1/2"  
FOR LATE MODELS**

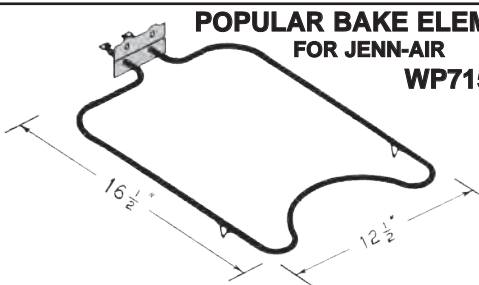
Term.	Type	Watts (240V)	Part No.
	}	2585W	WP74010750
		2800W	WP74003019
		2400W	WPW10310274
		2800W	WP74003020

**–Note Female Terminals–**

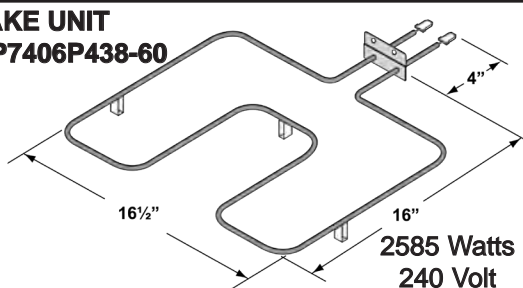
**BAKE UNIT  
W10779716**



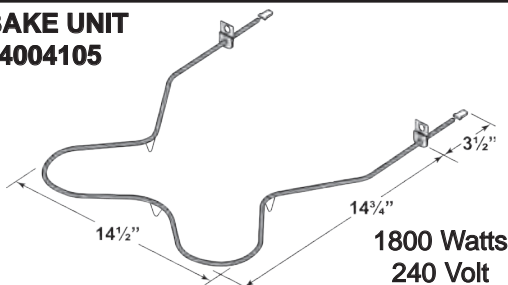
**POPULAR BAKE ELEMENT  
FOR JENN-AIR  
WP715269**



**BAKE UNIT  
WP7406P438-60**



**BAKE UNIT  
74004105**

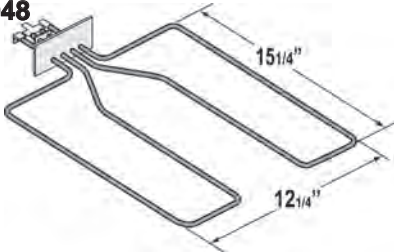


# Whirlpool

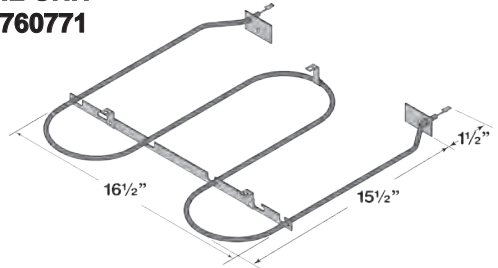
# OVEN ELEMENTS

**BROIL UNIT**  
**WPY04000048**

**12½" WIDE**  
**15¼" DEEP**

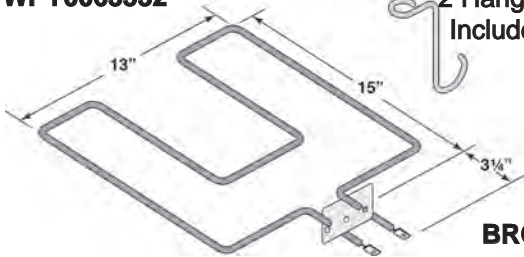


**BROIL UNIT**  
**WP9760771**

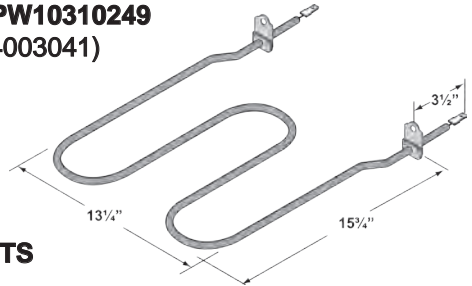


**WPY0063532**

**2 Hangers**  
**Included**



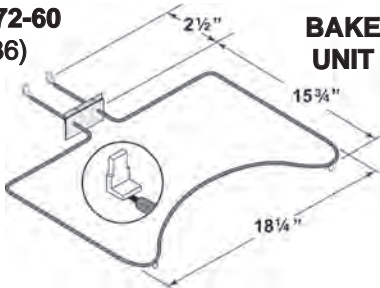
**WPW10310249**  
**(74003041)**



## BROIL UNITS

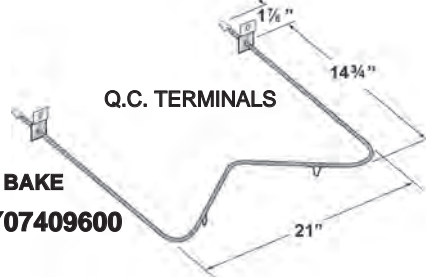
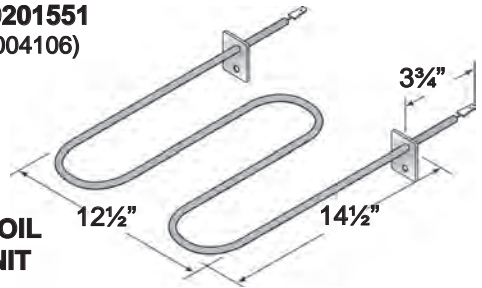
**WP7406P272-60**  
**(71001636)**

**BAKE**  
**UNIT**



**W10201551**  
**(74004106)**

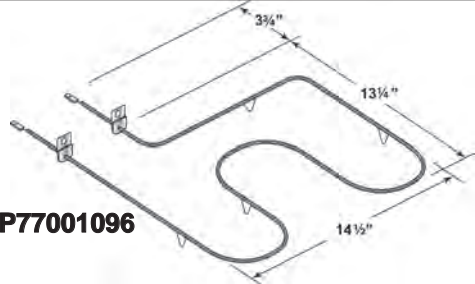
**BROIL**  
**UNIT**



**BAKE**  
**WPY07409600**

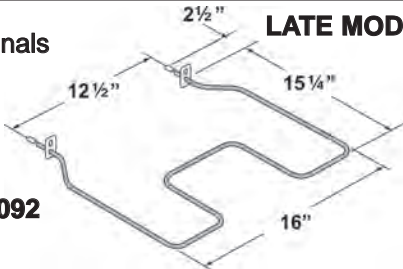
**Q.C. TERMINALS**

**WP77001096**



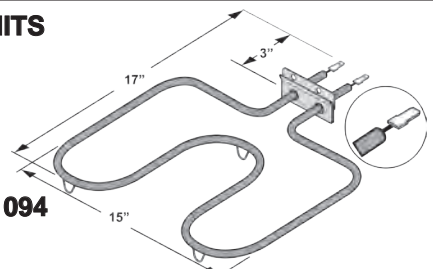
**Q.C. Terminals**

**LATE MODEL BAKE UNITS**



**WP77001092**

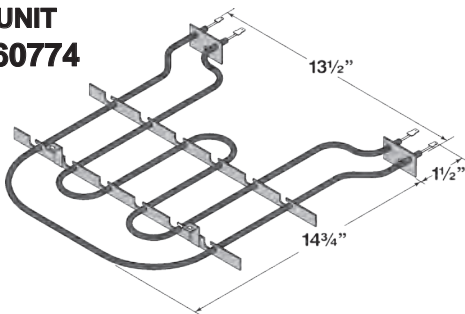
**WP77001094**



# RANGE PARTS

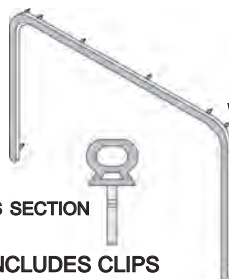
# Whirlpool

**BROIL UNIT  
WP9760774**



**52" DEVELOPED LENGTH**

**SILICONE DOOR  
GASKET  
FOR 21" OVENS**



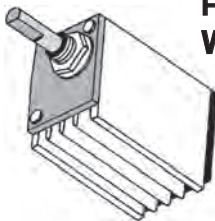
**WP7212P043-60**

# HOOD & VENT PARTS

# Whirlpool

**SOLID STATE CONTROL**

**FAN SWITCH  
WP74009254**



**1/8" ALUMINUM FILTERS**

**WP707929  
11 5/8" x 14"**

**WPY706012  
9" x 16 1/2"**



**HEAVY DUTY PLASTIC  
VENT HOOD WITH FLAPPER**

**6" A406**

**DARK GREY**



**WP71002111  
ORIGINAL SIZE  
7" x 15 5/8"  
NEW SIZE  
6 1/2" x 15 5/8"**

**40 WATT  
LAMP  
FROSTED  
8009  
120 PER CASE**



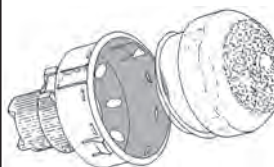
**15 WATT  
MEDIUM BASE  
LAMP**

**WP4173175**



**CERAMIC BASE SOCKET  
• GLASS LENS**

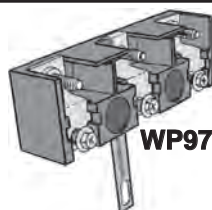
**W11594027  
(W11281687,  
WPW10454648)**




**WP8203546**



**WP9761958**



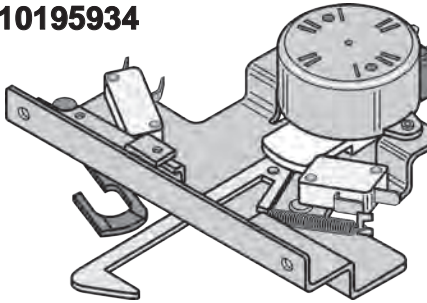
**BLOCKS INCLUDE  
GROUND STRAP  
WPW10245259  
(7401P039-60)**



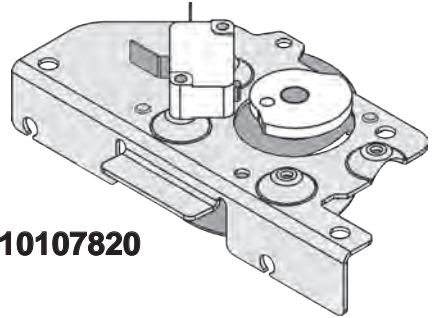
OEM  
WHIRLPOOL

## LATCH ASSEMBLIES FOR SELF CLEANING OVENS

**WPW10195934**



**WPW10107820**

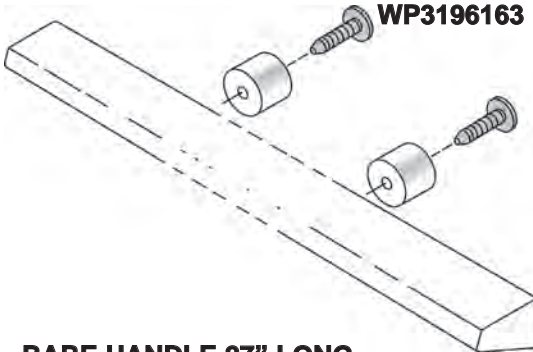


**SHEET METAL HANDLE**  
Uses Ceramic Stand-Off  
(Order Separately)

Stand-off  
White


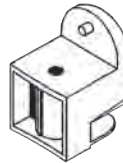
3/4" Dia x 5/8" Long  
**WP3196143**

Phillips Screws  
7/8" Long  
**WP3196163**



**PLASTIC DRAWER GLIDES**

REAR **WP8053334** FRONT **WP3195546**



FITS RIGHT  
& LEFT

**CLEAR-TEMPERED INNER GLASS**

18 1/4" Wide

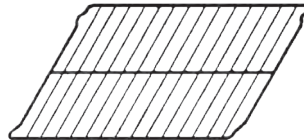
6 3/4" Tall

**WP3169203**

12 3/4" Tall

**WP9781593**

**POPULAR OVEN RACKS – 16" DEEP**



– PLAIN –

24 1/8" Wide

**WPW10256908**

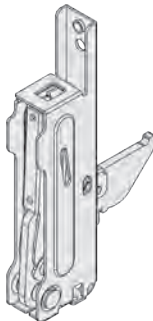
**BARE HANDLE 27" LONG**

White **WP3195263**


Black **WP3195704**

## OVEN DOOR HINGES

**PASSIVE**  
(No Spring)  
**WPW10299224**



**ACTIVE**  
(With Spring)  
**WPW10299227**





# RANGE PARTS

# Whirlpool

10" Tall

FOR LATEST MODELS

14½" Tall

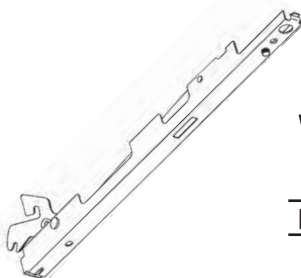
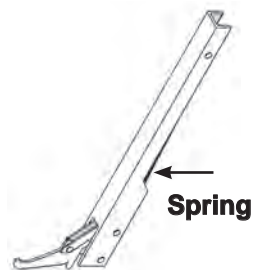


Glass	Oven Hinge	Spring
<u>W</u> <u>Part No.</u>	<u>Size</u> <u>Part No.</u>	<u>Color</u>
14" WP4449247	24" WP4455523	Blue
17" WP4449253	27" WP4455524	Red
20" WP4449259	30" WP4455525	Black
	30" WP4455526	Yellow

TEMPERED  
INNER  
GLASS

↑  
OVEN  
SIZE

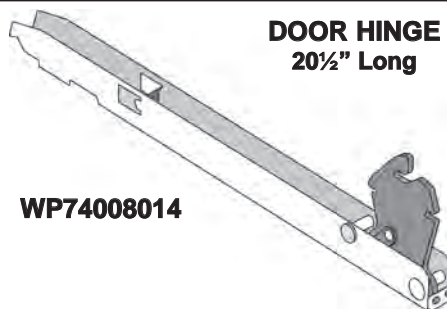
OVEN  
DOOR  
HINGE



22" Tall

WP8053807

Fit Left &  
Right



DOOR HINGE  
20½" Long

WP74008014

## ELECTRONIC COOKING CONTROLS

SEE NUMBERS ON OLD CLOCK FOR EASY I.D.

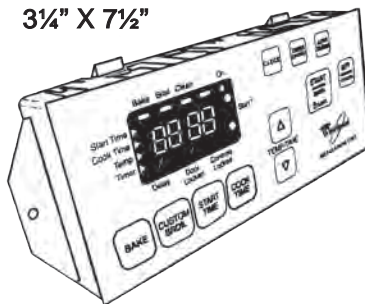
(ERC) HAVE BEEN USED BY MAYTAG FOR SEVERAL YEARS.

<u>Part No.</u>	<u>I.D. Numbers</u>	<u>Features</u>
WP71001799	100-695-20, 7601P483-60	
WP71001872	100-1417-00, 8507P014-60	NO SWITCHES
WP71003424	100-1416-01, 8507P016-60	



3¼" X 7½"

(WHITE)  
WP6610457



(BLACK)  
WP6610456

NEW  
SOLID STATE  
CONTROLS

OEM  
WHIRLPOOL

**CORE CHARGES MAY  
APPLY TO MANY  
ELECTRONIC CONTROLS  
LISTED**

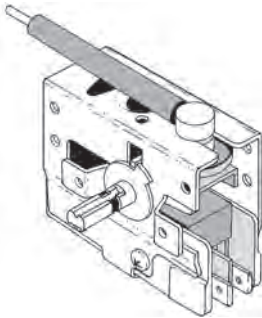
### POPULAR ELECTRONIC CONTROL (ERC)



**ELECTRONIC RANGE CONTROL  
for SELF CLEANING OVENS**

**W10840298 (Black)  
Black Replaces White**

**LATE MODEL  
HYDRAULIC  
THERMOSTAT  
MADE BY "IN-  
VENSYS"  
WP3196803**

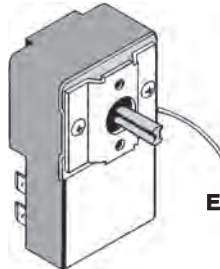


**36" CAPILLARY  
12" SLEEVE  
INSULATOR**

**3 WIRE  
SPDT**

**MADE IN MEXICO**

**3-WIRE THERMOSTAT  
CHECK FIGURE "8" SHAFT AT "OFF"**

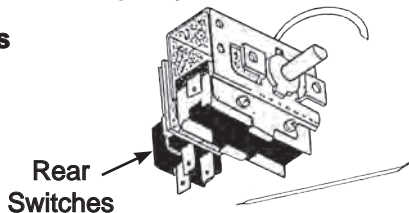


**VERTICAL "8"  
WP3169302**

**EATON /MORRISON**

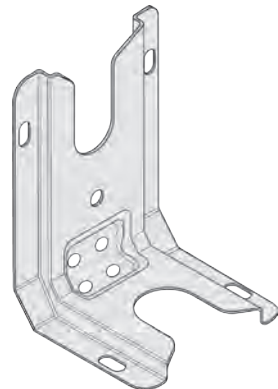
**HYDRAULIC SELF-CLEAN THERMOSTATS  
• EATON • E/R – 27  
48" Sodium Filled Capillary**

**w/ 2 Rear Switches  
WP74005019  
(275-3369-03,  
7404P130-60)**

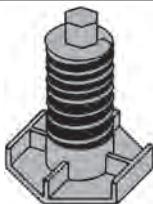


**Rear  
Switches**

**ANTI TIP BRACKET**



**WP3801F656-51**

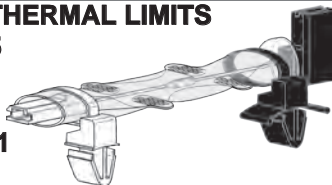


**PLASTIC LEVELING LEG  
W11665456  
(74002373  
WP74002557)**

# SENSORS & OVEN CONTROLS

# Whirlpool

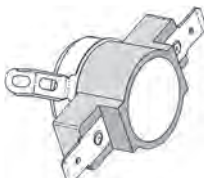
**ONE-TIME THERMAL LIMITS**  
**WPW10545255**  
**L77°C**



**WPW10545291**  
**L93°C**

**FLUSH MOUNT**

**Part No. Limit °C**  
**WP8300802 L110**  
**WP9759243 L120**  
**WP9759242 L130**  
**WP4449751 L170**



**WP4456654**  
**L110°C**



**WITH FEMALE SPADE & PLUG AS SHOWN**

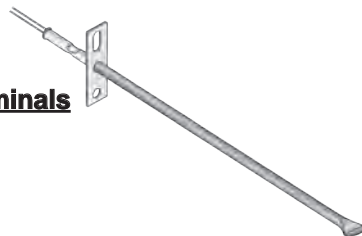
**WP4451042**  
**L110°C**

**WITH TWO FEMALE SPADES**

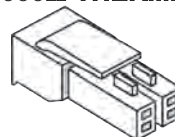
**LONG (6") OVEN SENSOR**

**Flat Female Terminals**  
**WPW10181986**

White Plug  
**W10833885**  
 Blue Plug



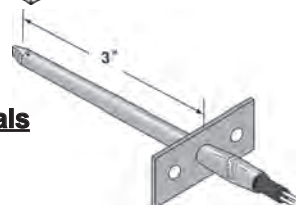
**1000Ω THERMISTORS**



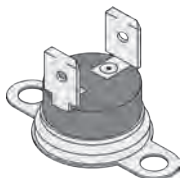
**Flat Female**

**SHORT OVEN SENSOR**

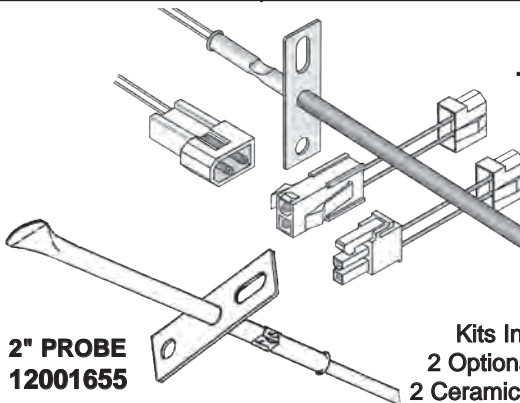
**Flat Female Terminals**  
**WPW10131825**



**ONE-TIME THERMAL LIMIT**



**WP8304452**  
**L105C°**



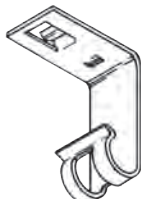
**2" PROBE**  
**12001655**

**SELF-CLEANING OVEN SENSOR KITS**  
 Thermistor 1000Ω @ 70°F  
 Resistance Increases with Temperature Rise

**6" PROBE**  
**12001656**

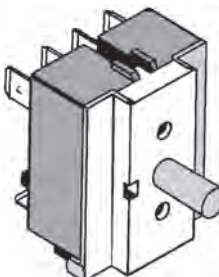
Kits Include:  
 2 Optional Blocks  
 2 Ceramic Wire Nuts  
 Instructions

**THERMOSTAT BULB CLIP**



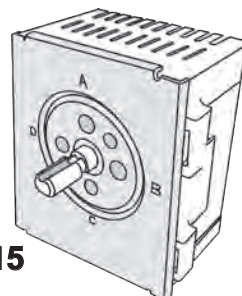
**WP7112P004-60**  
**(707324)**

**BROIL-OFF-BAKE OVEN SWITCH**



**"8" STEM SHAFT**  
**WP3188987**

**ELECTRONIC OVEN CONTROL**



**RC060**  
**WP9762215**

OEM  
 WHIRLPOOL

# Whirlpool

# RANGE KNOBS



**KNOB 2" Dia.**  
**WP74010205**  
 1/4" stem Lg.,  
 3 o'clock flat,  
 0.256

**WP74010839**  
 1/4" stem length,  
 10 o'clock flat, 0.256



**KNOB 2" Dia.**

**WP7733P410-60**  
 (74007733) 1/4" stem length,  
 6 o'clock flat, 0.256



**KNOB 1 1/2" Dia.**

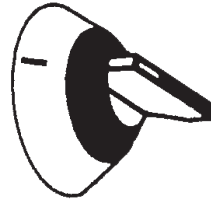
**WP7737P245-60**  
 (74007918)  
 1/2" stem length,  
 3 o'clock flat, 0.256

**WPW10339442**

Surface Burner Knob  
 1/4" D shaft clip up



## POPULAR WHIRLPOOL KNOB



CHROME SKIRT  
 FOR "8" STEM



**BLACK PLASTIC KNOBS  
 WITH RED INDICATOR DOT**

**HORIZONTAL FIGURE "8"**  
**WP3150371 - 1 1/4" DIA. - 1/4" EXT**



**VERTICAL "8"**  
**CLIP LEFT**  
**WP330190**

SHAFT VIEW WITH KNOB REMOVED

## 1 1/4" DIA. PLASTIC KNOBS FOR GAS TOP BURNERS



**BLACK**  
 with  
**White Pointer**  
 Fits "D" Shaft  
 Clip Up  
 No Extension  
**WP8273103**

**WHITE**  
 with  
**Grey Pointer**  
 Fits "D" Shaft  
 Clip Up  
 No Extension  
**WP8273104**



## PLASTIC KNOBS FOR GAS TOP BURNERS

1 5/8"  
 Diameter



**GAS - 3/8" D** 8 o'clock flat  
 Black with White Letters  
**5/8" EXT. - WP71001641**  
 (12001510)  
 Gray with White Letters



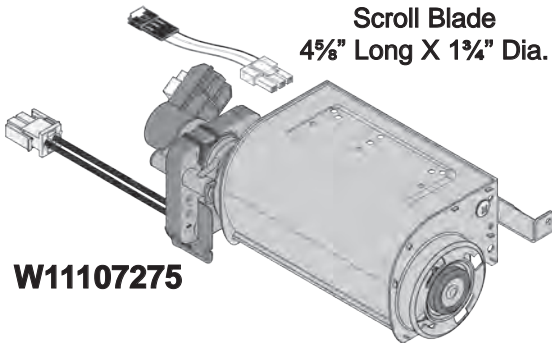
NEW KNOBS MAY VARY SLIGHTLY IN APPEARANCE



# RANGE PARTS

# Whirlpool


## COOLING MOTOR & BLADE



Scroll Blade  
4 $\frac{5}{8}$ " Long X 1 $\frac{3}{4}$ " Dia.

**W11107275**

11 $\frac{3}{4}$ " Long Scroll Blade



1 $\frac{5}{8}$ " Dia. Blade  
**WPW10016550**  
(4451744, 4452003, 6610168)

# GAS RANGE PARTS

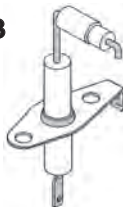
# Whirlpool

## TOP BURNER ELECTRODE IGNITERS



**WP74009336**

**74004053**



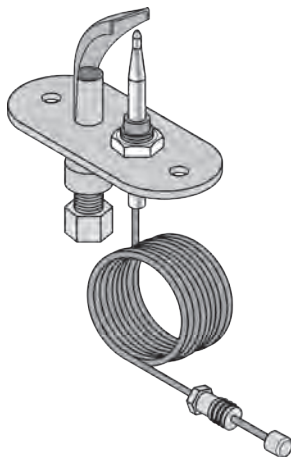
**WP8523793**

**WP7432P109-60**  
(71002724,  
12001319)



## TOP BURNER IGNITION

### PILOT ASSEMBLY



**WPW10206112**  
(74010141)

### ELECTRODE



**WPW10209656**

### CLIP FOR ELECTRODE



**WPW10278150**  
(98015032)

### Female Terminal On Wire End

**W11032529**  
(8053417, 8053718, 8053719)  
Purple Lead  
42" Long



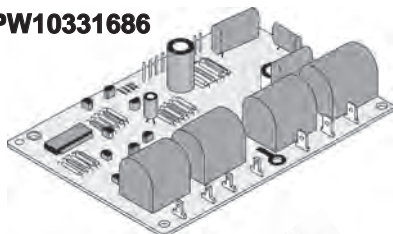
OEM  
WHIRLPOOL

## SPARK MODULES

**- NEW STYLE**

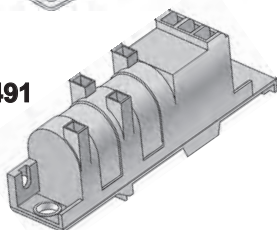
replaces: 8273977, 8529964 &  
9758080. With Instructions  
Board: 4¼" x 6⅞"

**WPW10331686**

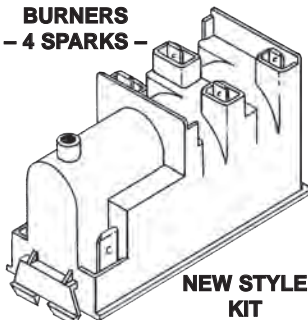


**BROWN**

**WPW10110491**



**FOR SEALED  
BURNERS  
- 4 SPARKS -**



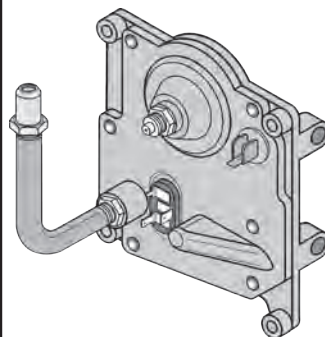
**NEW STYLE  
KIT**

Kit Includes Brackets &  
Instructions

Replaces 7431P027, 028,  
and 044.

**12001596  
(U-67340-92)**

## OVEN SAFETY VALVE & REGULATOR ASSEMBLY



**WPW10293048  
(9761959)**

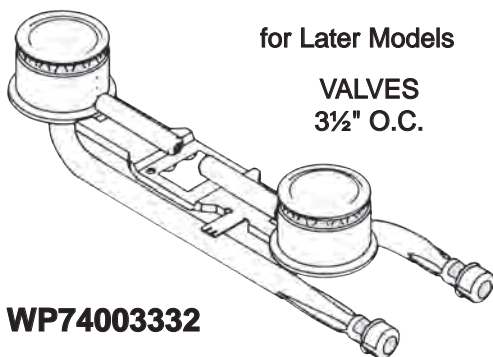


**WP3412D024-26  
(74003965,  
12500099)  
(GRAY)**

## DOUBLE BURNERS – 9½" O.C.

for Later Models

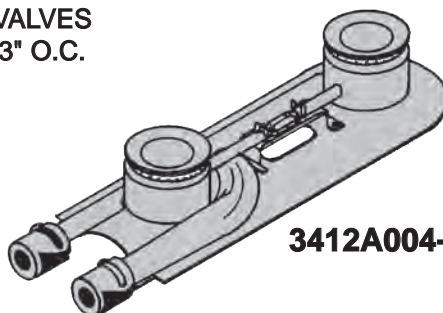
**VALVES  
3½" O.C.**



**WP74003332**

for  
Older Ranges

**VALVES  
3" O.C.**

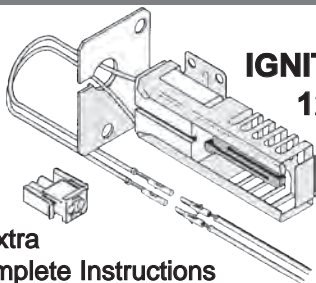


**3412A004-19**

# OVEN IGNITORS

# Whirlpool

**BOXED KIT**  
Includes:  
Ignitor,  
Ceramic  
Wire Nuts,  
Insulation, Extra  
Wires, & Complete Instructions

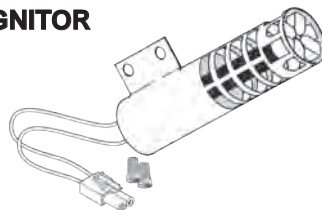


**OVEN  
IGNITOR KIT  
12400035**

**CARBORUNDUM STYLE  
ROUND IGNITOR**

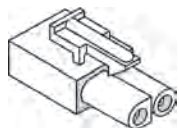
**4342528**

9" WIRES



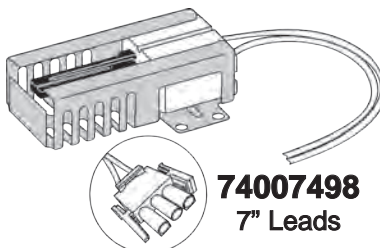
## NORTON SYSTEM – FLAT IGNITORS

**814269**



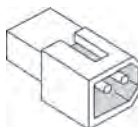
20" Wires with  
Optional Plug-in  
Block & Instructions

3 3/4" Bracket • 1 1/2" Ceramic



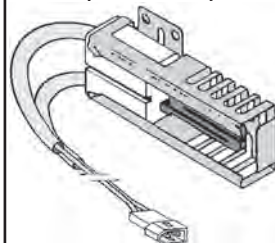
**74007498**  
7" Leads

**WP3186491**



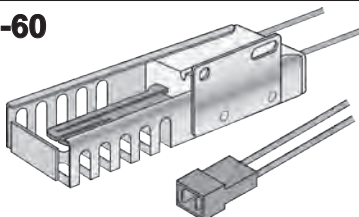
9" Wires with  
Plug-in Block

**W10918546**  
(98005652)

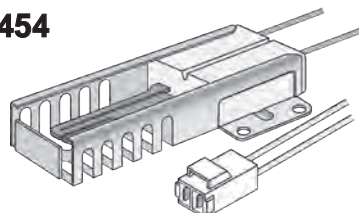


**WP7432P136-60**

6 1/2" WIRES  
1/4" MALE SPADE  
TERMINALS  
VERTICAL  
BRACKET



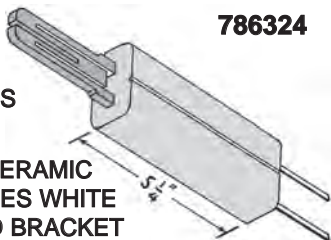
**W11176454**



**786324**

8" WIRES

TAN CERAMIC  
REPLACES WHITE  
USE OLD BRACKET



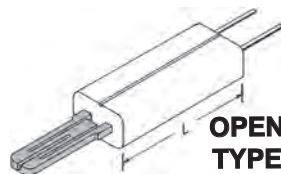
**NORTON SILICONE OVEN IGNITORS**

**Part No. Length (L)**

**WP31940001 1 1/2"**

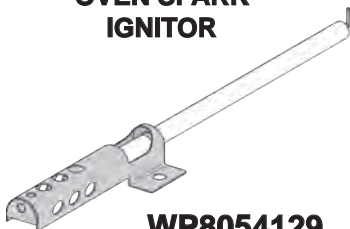
**WP31939701 2"**

**786324 5 1/4"**



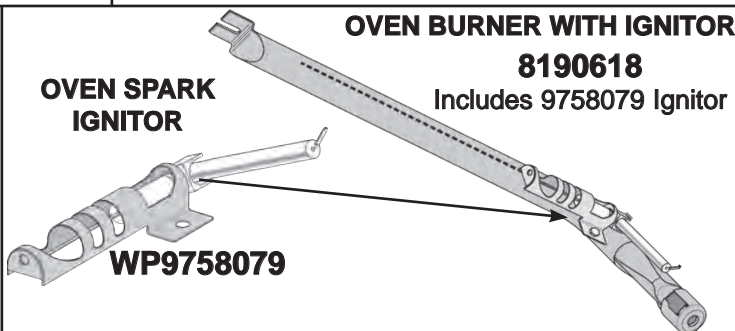
**OPEN  
TYPE**

**OVEN SPARK  
IGNITOR**



**WP8054129**

**OVEN SPARK  
IGNITOR**



**WP9758079**

**OVEN BURNER WITH IGNITOR**

**8190618**

Includes 9758079 Ignitor

# INDEX

## - A -

A COIL . . . . .	206-208
ACCESS VALVE . . . . .	340
ACCUMULATOR . . . . .	333
ADAPTERS	
compressor terminal . . . . .	330
condenser motor . . . . .	160
ice maker . . . . .	43
shaft, motor . . . . .	161
terminal wire . . . . .	83
thermocouple . . . . .	267
ADDITIVE, OIL . . . . .	21, 330
ADHESIVES	
3-M . . . . .	64
epoxy . . . . .	63
AERATOR, FAUCET . . . . .	407, 479
AEROSOL	
Nu-Calgon . . . . .	58
VAPCO . . . . .	52
AIR CLEANER . . . . .	220, 226-227
AIR CONDITIONING	
automotive adapter . . . . .	27
brackets . . . . .	211
cover . . . . .	205
cover guard . . . . .	211
disconnect box . . . . .	240
driers . . . . .	331
filter . . . . .	205
humidifier . . . . .	218
knob . . . . .	175
line set . . . . .	210
metering device . . . . .	209
mini split mounting bracket . . . . .	211
motor, belt drive . . . . .	144
motor, condenser . . . . .	133
motor, window unit . . . . .	125
pressure switch . . . . .	356
PTAC . . . . .	166
tee port . . . . .	213

## - A - (Continued)

AIR CONDITIONING (Continued)	
time delay . . . . .	342
whip . . . . .	240
AIR FILTER . . . . .	223, 539, 627, 646, 727
AIR GAP . . . . .	435
ALARM	
dryer vent . . . . .	484
smoke . . . . .	13
water, flood . . . . .	13
ALUMINUM	
elbow . . . . .	489
flux . . . . .	39
heaters . . . . .	462
pipe . . . . .	489
solder . . . . .	39
vent material . . . . .	489
AMANA	
motors . . . . .	98, 177
parts . . . . .	175
APARTMENT MAINTENANCE	
air conditioner motors . . . . .	133
air filters . . . . .	224
bathroom accessories . . . . .	443
broiler pans . . . . .	517
brushes . . . . .	65
closet bolts . . . . .	413, 432
coil cleaner . . . . .	51, 58
coin chutes . . . . .	499
circuit breakers . . . . .	238
dead bolts . . . . .	444
degreaser . . . . .	59
disconnect boxes . . . . .	240
disposers . . . . .	436, 559, 595, 682
door knobs . . . . .	444
drip bowls . . . . .	516-517, 536, 615, 721
electric heating parts . . . . .	304
faucet parts . . . . .	407
filters . . . . .	223
garbage disposers . . . . .	436, 559, 595, 682



# INDEX

## - A - (Continued)

APARTMENT MAINTENANCE (Continued)	
gas connectors	47
Greenwald	499
hand trucks	88
ice tray	469, 583
leak detection	10
multitester	10
oven elements	506, 574, 620, 636, 724-726
P trap	418
pipe repair kit	60
range hood filters	447, 504, 569, 613, 717
range hoods	446
recovery equipment	22
screws	81
smoke alarms	13
sprayer	62
surface elements	513, 571, 614, 720
tape	67
thermostats	253
tissue roller	443
toilet seat	412
transformers	233
tub and shower parts	396
vent hood motors	115
water heater parts	420
APPLIANCE	
dollies	88
spray paint	445
touch-up paint	445
truck	88
APRILAIR FILTERS	218-220
AQUASTAT	301-302
ARMSTRONG	
ignitor, furnace	269
motor, HVAC	98
ATTIC VENTILATION	
motor	118
thermostat	162
ventilator assembly	162

## - A - (Continued)

AUTOMOTIVE ADAPTER	27
- B -	
BACK SUPPORT	76
BAKE AND BROIL UNITS	383, 506, 574, 620, 636, 724, 726-727
BALL VALVES	47
BASEBOARD HEAT	216
BATTERIES	
lithium	85
flashlight	85
BEARINGS, BLOWER	192
BELT	
drive motor	144
fractional horsepower (FHP)	194
industrial	194
laundry	530, 533, 563, 602, 631, 641, 688-689, 691, 707-709, 714, 716
BENDER, TUBING	34
BEVERAGE COOLER CONTROL	355
BIRD GUARD	486
BLACK IRON FITTINGS	44
BLADES	
condenser	190, 545, 588, 639
evaporator	187, 544, 654
hubless	187
power vent	118, 189
propeller	188
puller	75, 193
BLOCK, SURFACE UNIT	617, 721
BLOWER	
accessories	160
bearings	192
centrifugal	165
control	245, 279
draft inducer	101
fireplace	164-165
mounting kit	192
parts	192

# INDEX

## - B - (Continued)

<b>BLOWER (Continued)</b>	
propeller . . . . .	189
pulleys . . . . .	193
shaft . . . . .	192
squirrel cages . . . . .	191
wheel, evaporator . . . . .	191
wheels . . . . .	191, 378, 381, 383
<b>BLOWER WHEEL</b>	
double inlet . . . . .	185, 191, 378
single inlet . . . . .	116, 191, 378, 381, 383
<b>BOARD, FURNACE</b>	
Carrier . . . . .	280, 283
Lennox . . . . .	287
Trane . . . . .	184
<b>BOARDS</b>	
Coleman . . . . .	170
blower control . . . . .	97, 292
Heil . . . . .	173
oil furnace control . . . . .	279
warm air furnace . . . . .	279
York . . . . .	170
<b>BOILER</b>	
flow switch . . . . .	301
temperature control . . . . .	301
zone valve . . . . .	302
<b>BOOKS, REPAIR</b>	481
<b>BOOSTER FAN</b>	
dryer . . . . .	484
duct . . . . .	228
radon kit . . . . .	220
register . . . . .	229
<b>BOWL, SURFACE UNIT</b>	516-517, 536, 572, 615, 721
<b>BRACKETS</b>	
adjustable motor . . . . .	160
air conditioning . . . . .	211
condenser motor . . . . .	161
hex hub . . . . .	139
mini splits . . . . .	211

## - B - (Continued)

<b>BRACKETS (Continued)</b>	
motor mounting . . . . .	160
water heater . . . . .	421
<b>BRASS FITTINGS</b>	43
<b>BRAZING</b>	
torch, acetylene . . . . .	37
torch, sure fire . . . . .	39
<b>BREAKER, CIRCUIT</b>	238, 276
<b>BROAN-NUTONE</b>	
filters . . . . .	447
motors . . . . .	446
range hoods . . . . .	446
squirrel cage fan . . . . .	126
<b>BROIL ELEMENTS</b>	509, 574, 621, 724 726-727
<b>BRUSHES</b>	
acid . . . . .	46
dryer vent . . . . .	65, 483
parts cleaning . . . . .	65
refrigeration . . . . .	66, 553
<b>BUBBLER, WATER COOLER</b>	379
<b>BULB</b>	
appliance . . . . .	570, 697, 727
clip, range . . . . .	724, 731
microwave . . . . .	502, 613
<b>BURNER</b>	
block . . . . .	512, 617, 721
bowl . . . . .	517, 536
dryer parts . . . . .	490
gas top . . . . .	523, 536, 578, 623, 734
orifice . . . . .	260-261, 579, 604, 694
oven elements . . . . .	507, 574, 725
range surface . . . . .	513, 571, 614, 720
<b>- C -</b>	
<b>CAL BLU</b>	17
<b>CAPACITOR</b>	
dry run . . . . .	157
microwave . . . . .	502, 569, 613, 717
resistor . . . . .	158

# INDEX

## - C - (Continued)

CAPACITOR (Continued)	
start . . . . .	158
tester . . . . .	3, 7-8, 157
CARBON MONOXIDE	
detector . . . . .	6, 13
test instrument . . . . .	12
CARRIER	
control, blower . . . . .	292
control, furnace . . . . .	287
flame sensors . . . . .	266
ignition board . . . . .	274
ignitor . . . . .	271
motor mount . . . . .	160
motors . . . . .	99, 137, 141
CARTRIDGE	
faucet . . . . .	400, 402, 405-406
fuse . . . . .	237
water filter . . . . .	433, 468, 475, 549, 590, 627, 638
CAULKING . . . . .	445
CENTRIFUGAL BLOWERS . . . . .	165
CERAMIC FUSE LINK . . . . .	304
CHARGING	
gauges . . . . .	29
hoses . . . . .	29
manifold . . . . .	29
scales . . . . .	26, 32
valves . . . . .	27
CHEMICALS	
dehydrant . . . . .	18
leak detector . . . . .	17
mini split cleaner . . . . .	213
water heater tankless descaler kit . . . . .	60
CIRCUIT BREAKERS . . . . .	238, 276
CLAMPS	
dryer vent . . . . .	489
hose . . . . .	477

## - C - (Continued)

CLEANERS	
coil . . . . .	51, 58
evaporator . . . . .	58
flame sensor . . . . .	266
garbage disposer . . . . .	436
mini split . . . . .	213
Nu-Blast . . . . .	58
Port-a-Blaster . . . . .	50
stainless steel . . . . .	68
CLOCK SET-BACK-THERMOSTAT . . . . .	252-253
CLOSET	
bolt . . . . .	413
flange . . . . .	413
COAXIAL COIL . . . . .	329
COIL	
A coil . . . . .	207-208
cleaner . . . . .	51, 57
coaxial . . . . .	329
electric heating . . . . .	304
gun . . . . .	62
solenoid, dryer . . . . .	490, 604, 694
COIN CHUTES . . . . .	498
COLD CONTROL	
beverage cooler . . . . .	355
RAC-room air conditioner . . . . .	351
refrigerator-freezer . . . . .	542, 584, 649
COLEMAN	
motor mount . . . . .	128
motors . . . . .	100, 168
parts . . . . .	168
COMMERCIAL COOKING	
ignition module . . . . .	377-378, 380-381, 383-384
ignitor . . . . .	386
ram ignition module . . . . .	386
COMPACTOR BAGS . . . . .	478, 595, 682

# INDEX

## - C - (Continued)

<b>COMPRESSORS</b>	
acid test . . . . .	330
air conditioning . . . . .	320
direct current . . . . .	326
refrigeration . . . . .	322-323, 363, 627
terminals . . . . .	330
time delay . . . . .	342
tote tool . . . . .	330
<b>CONDENSATE LINE CLEANER . . . . .</b>	<b>26, 201</b>
<b>CONDENSATE PAN</b>	
furnace . . . . .	198
heated . . . . .	198
spray . . . . .	61
<b>CONDENSATE PUMPS . . . . .</b>	<b>199, 212</b>
<b>CONDENSER MOTORS</b>	
air conditioning . . . . .	132, 134
refrigeration . . . . .	115
refrigerator-freezer . . . . .	120, 457, 545, 588, . . . . .630, 639, 653
watt motor . . . . .	120
<b>CONDENSING UNIT</b>	
refrigeration . . . . .	316-318
water valve . . . . .	329
<b>CONNECTOR</b>	
faucet . . . . .	407
gas dryer and range . . . . .	47
hose . . . . .	477
toilet . . . . .	411
<b>CONTACTOR . . . . .</b>	<b>234</b>
<b>CONTACTS SURFACE UNITS . . . . .</b>	<b>512, 572, . . . . .617, 721</b>
<b>CONTROLS</b>	
air conditioner . . . . .	351
beverage cooler . . . . .	355
blower . . . . .	245
cold control . . . . .	542, 584, 649
commercial cooking . . . . .	377, 384
de-ice . . . . .	349
fan . . . . .	242

## - C - (Continued)

<b>CONTROLS (Continued)</b>	
fan cycle . . . . .	245
fan-limit switch . . . . .	241
gas range . . . . .	522, 580, 624
gas water heater . . . . .	422
head pressure . . . . .	360
heat pump . . . . .	349
heating gas . . . . .	298
HSI . . . . .	276
ice machine . . . . .	351
ignition . . . . .	274
millivolt . . . . .	385
refrigerator temperature . . . . .	357
temporary . . . . .	456
water heater element . . . . .	421
wide range . . . . .	357
<b>COOKING</b>	
commercial . . . . .	378, 381, 383-384, 388-389
elements . . . . .	383, 506
<b>COOKTOP TREATMENT . . . . .</b>	<b>614, 721</b>
<b>COPELAND, MOTOR . . . . .</b>	<b>122</b>
<b>COPPER TUBING . . . . .</b>	<b>41, 210</b>
<b>CORD</b>	
dryer . . . . .	475
extension . . . . .	435, 475
fan . . . . .	154
range . . . . .	475
small appliance . . . . .	511
<b>CORE REMOVAL TOOL . . . . .</b>	<b>339</b>
<b>COUPLING</b>	
hose . . . . .	477
microwave . . . . .	719
<b>CRIMPING TOOL</b>	
wire . . . . .	71, 83
<b>CURRENT RELAY . . . . .</b>	<b>325, 346</b>
<b>CUTTER</b>	
tube . . . . .	33
wire . . . . .	71, 83-84
<b>CUTTING ATTACHMENTS . . . . .</b>	<b>38</b>
<b>CYLINDERS WELDING . . . . .</b>	<b>38</b>



# INDEX

- D -

<b>DEFROST</b>	
control, heat pump . . . . .	350
heat pump . . . . .	350
heater, commercial . . . . .	341
heaters . . . . .	463, 546, 585, 629, 639, 651
steamer . . . . .	50
thermostats . . . . .	464, 543, 585, 650-651
timers, commercial . . . . .	354
timers, domestic . . . . .	464, 543, 585, 650-651
<b>DEHUMIDIFIER MOTOR</b> . . . . .	125
<b>DE-ICE CONTROL</b> . . . . .	369
<b>DELFIELD, MOTORS</b> . . . . .	123
<b>DESA HEATER IGNITOR</b> . . . . .	273
<b>DETECTOR</b>	
carbon monoxide . . . . .	6, 12-13
combustible gas . . . . .	7, 26
flood . . . . .	13
refrigerant gas . . . . .	5, 10
smoke, duct . . . . .	230
<b>DIAL THERMOMETER</b> . . . . .	14
<b>DIFFUSER</b> . . . . .	202
<b>DIODE, MICROWAVE</b> . . . . .	507, 613, 717
<b>DISCONNECTS, A/C</b> . . . . .	240
<b>DISHWASHER</b>	
cleaner . . . . .	479, 680
connector . . . . .	435, 680
drain hose . . . . .	477, 557, 601, 630, 673
faucet adapters . . . . .	479, 680
manual . . . . .	481
socket tool . . . . .	480
valves . . . . .	494, 556, 596, 630, 640, 677
<b>DISPOSER</b>	
diverter . . . . .	397
drain adapter . . . . .	435
garbage . . . . .	682
parts . . . . .	595
stopper . . . . .	408, 595

- D - (Continued)

<b>DOOR</b>	
boot seal, front load washer . . . . .	568, 612, 635, 642, 715
gasket, dishwasher . . . . .	554, 597, 671
gasket, oven . . . . .	577, 625, 727
gasket, refrigerator freezer . . . . .	465, 476, 537, 581, 645
stops . . . . .	444
switch laundry . . . . .	481, 532, 559, 565, 602, 609, 631, 634, 684-685, 699
switch refrigerator freezer . . . . .	465, 538, 583, 646
<b>DRAFT INDUCER</b> . . . . .	101, 148
<b>DRAIN</b>	
cover . . . . .	416
lavatory . . . . .	399
shower . . . . .	398
stopper . . . . .	398
<b>DRAIN HOSE</b>	
dishwasher . . . . .	477, 557, 630, 673
washing machine . . . . .	477, 567, 611-612, 632, 716
<b>DRAIN PAN TABLET</b> . . . . .	201
<b>DRIERS</b>	
core . . . . .	333
heat pump . . . . .	332
refrigerator . . . . .	336, 548, 627, 688
<b>DRIP BOWLS, RANGE</b> . . . . .	516-517, 536, 572, 615, 721
<b>DRYER</b>	
connector . . . . .	487
vent alarm . . . . .	484
venting . . . . .	487, 489
<b>DUCT</b>	
aluminized . . . . .	489
booster . . . . .	484
fan . . . . .	228
heater . . . . .	304

# INDEX

## - D - (Continued)

DUCT (Continued)	
humidifier venting . . . . .	218
smoke alarm . . . . .	230
tape . . . . .	67
tite fit . . . . .	487
vent . . . . .	489

## - E -

ELECTRIC HEATING PARTS . . . . .	182, 303-305
ELECTRICAL TAPE . . . . .	90
ELECTROSTATIC FILTER . . . . .	221
ELEMENTS	
bake and broil . . . . .	506, 574, 725-727
dryer . . . . .	492, 531, 562-563, 605-606, 632, 641, 692-693
electric heat . . . . .	182, 304
ELEMENTS (Continued)	
oven . . . . .	383, 574, 724-725
surface . . . . .	513, 575, 614, 720
water heater . . . . .	420
EPA CERTIFICATION . . . . .	23
EPOXY REPAIR KIT . . . . .	63
EVAPORATOR	
A coil . . . . .	206-208
fan blades . . . . .	544, 654
fan motor . . . . .	124-125, 458, 544-545 587-588, 629, 639, 654-655
heater . . . . .	462
pan, commercial refrigeration . . . . .	198
refrigerator/freezer . . . . .	477, 548
repair kit . . . . .	63
EXHAUST VENT MOTOR . . . . .	115, 186, 306
EXPANSION VALVES . . . . .	209, 334
EXTRA-HEAT . . . . .	487

## - F -

FAN	
bathroom . . . . .	448-449
blade remover . . . . .	75, 193
blade hubless . . . . .	187
blades propellers . . . . .	189

## - F - (Continued)

FAN (Continued)	
centers . . . . .	232
control . . . . .	342
cooling . . . . .	153
cycling controls . . . . .	242
damper . . . . .	229
duct . . . . .	228
exhaust . . . . .	228
limits . . . . .	241
radon kit . . . . .	220
relays . . . . .	231
room to room . . . . .	229
switch, heat sequencers . . . . .	305
FAN & LIGHT SWITCH . . . . .	465, 538, 583, 646
FAN BLADES	
aluminum . . . . .	187-188
Goodman . . . . .	177
Intercity Products (ICP) . . . . .	172
Nordyne . . . . .	179
plastic . . . . .	544, 588, 639, 654
Rheem . . . . .	180
steel . . . . .	189
FAN CENTER . . . . .	182, 232
FAN COIL MOTOR . . . . .	123, 458
FAN SQUIRREL CAGE NUTONE . . . . .	126
FAN-LIMIT SWITCH . . . . .	241, 309
FAUCET	
Delta parts . . . . .	400
pop up . . . . .	401
repair parts . . . . .	403
FILTER	
air conditioner . . . . .	205
air media . . . . .	220
aluminum . . . . .	205, 613, 717, 727
Aprilair media . . . . .	220
cooking vent . . . . .	504, 613
cut-to-fit . . . . .	205
electronic . . . . .	220

# INDEX

## - F - (Continued)

<b>FILTER (Continued)</b>	
electrostatic . . . . .	221
ez access . . . . .	222
foam . . . . .	205
furnace . . . . .	223
GE Zoneline . . . . .	167
ice machine . . . . .	373-375, 670
ice maker . . . . .	468, 476, 549, 590, 627, 638, 662
oil . . . . .	302
pleated . . . . .	224
rack furnace . . . . .	222
range hood . . . . .	447, 569
spray . . . . .	205
throw-a-way . . . . .	223
whole house . . . . .	433
<b>FILTER-CORE DRIER</b> . . . . .	333
<b>FIREPLACE BLOWER</b> . . . . .	165
<b>FIREPLACE PARTS</b> . . . . .	265
<b>FITTINGS</b>	
black iron . . . . .	44
brass . . . . .	42
compression . . . . .	42
copper . . . . .	41
faucet . . . . .	407
flare . . . . .	43
gas connector . . . . .	47
hose . . . . .	429
ice maker . . . . .	43, 589
John Guest . . . . .	429
push fit . . . . .	431-432
PVC . . . . .	43
refrigeration . . . . .	43
sweat . . . . .	41
wrot . . . . .	41
<b>FLAME RECTIFICATION KIT</b> . . . . .	300
<b>FLAME SENSOR</b>	
Carrier . . . . .	266
cleaner . . . . .	266

## - F - (Continued)

<b>FLAME SENSOR (Continued)</b>	
Coleman . . . . .	169
Intercity Products (ICP) . . . . .	173, 266
Nordyne . . . . .	178
Rheem . . . . .	181
Trane . . . . .	184
White Rodgers . . . . .	266
<b>FLARE FITTINGS</b> . . . . .	43
<b>FLARING TOOL</b> . . . . .	34
<b>FLASHLIGHT</b> . . . . .	4, 75, 86
<b>FLEX DRYER VENTING</b> . . . . .	489
<b>FLEXIBLE DRYER DUCT</b> . . . . .	489
<b>FLEXIBLE GAS CONNECTOR</b> . . . . .	47
<b>FLOOD PROTECTION</b> . . . . .	13
<b>FLUX, SOLDERING</b> . . . . .	40
<b>FOAM STRIPS</b> . . . . .	205
<b>FOAM, EXPANDING</b> . . . . .	64
<b>FRIGIDAIRE</b>	
belt . . . . .	563
dishwasher motor . . . . .	557
dryer element . . . . .	562
oven element . . . . .	574
range erc control . . . . .	577
range ignitor . . . . .	580
washer pump . . . . .	566
<b>FURNACE</b>	
blower control . . . . .	292
board . . . . .	184, 275
board, warm air furnace . . . . .	279
connector . . . . .	47
controls, integrated . . . . .	277, 287
defrost control . . . . .	349
filter, media . . . . .	220
filter, electronic . . . . .	220
filters . . . . .	223
flue motors . . . . .	98, 101-105, 107-110, 115
fuse, blade style . . . . .	179, 184, 235
hot surface module . . . . .	277
humidifier . . . . .	218

# INDEX

## - F - (Continued)

### FURNACE (Continued)

ignitor . . . . .	182-183, 268, 272, 285
leveler . . . . .	211
motors . . . . .	140
parts, electric . . . . .	304
parts, gas . . . . .	294
pilot burners . . . . .	263
pressure switch . . . . .	169, 174, 178, 181, 258
relays . . . . .	231
thermocouples . . . . .	267
transformers . . . . .	233
valve, wall furnace . . . . .	299
v-belts . . . . .	194
zone valve . . . . .	302

### FUSES

blade style . . . . .	184, 235
cartridges . . . . .	236-237
ceramic links . . . . .	304
furnace . . . . .	184, 235, 276
microwave . . . . .	503, 569, 613, 717

## - G -

### GARBAGE DISPOSERS . . . . .436, 595, 682

### GAS

burner range top . . . . .	523, 578, 623
combination valve . . . . .	294
commercial cooking . . . . .	385
connectors . . . . .	47
dryer control . . . . .	694
dryer ignition . . . . .	490, 531, 604, 631, . . . . .642, 694
dryer valve . . . . .	494, 694
furnace ignitor . . . . .	183
installation tubing . . . . .	47
ODS thermocouples . . . . .	265, 536
orifices . . . . .	260, 579
oven controls . . . . .	580
oven ignitor . . . . .	386, 524, 580, 624, 735

## - G - (Continued)

### GAS

pilot generator . . . . .	385
pilot, furnace . . . . .	263
pilot, stove . . . . .	523, 733
pilotstats . . . . .	264
pressure gauge . . . . .	262
range knobs . . . . .	384
regulator . . . . .	523, 734
safety valves, oven . . . . .	522, 580, 624
thermocouple safety . . . . .	265, 295
thermocouples . . . . .	267
thermostat limit . . . . .	244
thermostats wall . . . . .	249
valve, heating . . . . .	169, 173, 176, . . . . .179, 183, 294
valve, space heater . . . . .	299
water heater parts . . . . .	420

### GAS LOG PARTS . . . . .265

### GAS VALVE

Baso . . . . .	299
commercial cooking . . . . .	388
dryer . . . . .	490, 694
fireplace . . . . .	265
Goodman . . . . .	176
heating . . . . .	169, 173, 294-295, 299
hot surface ignition HSI . . . . .	298-299
Intercity Products (ICP) . . . . .	173
intermittent pilot . . . . .	297, 299
mobile home . . . . .	295
Nordyne . . . . .	179
pilot . . . . .	295
redundant . . . . .	296
smart, Honeywell . . . . .	293
space heater . . . . .	264
standing pilot, furnace . . . . .	294
thermocouple safety . . . . .	295
Trane . . . . .	183
vent free heaters . . . . .	264
wall furnace . . . . .	299



# INDEX

- H -

## GASKET

boot seal, front load washer . . . .	568, 612,
. . . . .	642, 715
commercial refrigeration, door . . . . .	313
dishwasher, door . . . . .	671
magnetic . . . . .	466
oven, door . . . . .	577, 625, 727
pellet stove, door . . . . .	308
refrigerator freezer, door . . . . .	465, 476,
. . . . .	581, 645

## GAUGE

air filter . . . . .	223
fan blade pitch, . . . . .	189
manometer . . . . .	262
refrigeration, manifold . . . . .	30

## GEMINI, MOTOR . . . . .

## GENERAL ELECTRIC

defrost control . . . . .	585
dishwasher motor . . . . .	600
ice maker . . . . .	592
ice maker valve . . . . .	591
range igniter . . . . .	624
washer pump . . . . .	611

## GLASSES, WELDING GOGGLES . . . . .

## GLOVES . . . . .

## GLUE

Gorilla . . . . .	63
super . . . . .	63

## GOODMAN

board, furnace . . . . .	289
ignitor . . . . .	269
ignitor, furnace . . . . .	176
motors . . . . .	100-101, 141
parts . . . . .	176-177

## GORILLA GLUE . . . . .

## GRILLS & REGISTERS . . . . .

## GUARD, THERMOSTAT . . . . .

## GUN

coil . . . . .	62
heat . . . . .	467

## HAND TRUCKS . . . . .

## HANDLE

faucet . . . . .	401
Kohler . . . . .	403
laundry door . . . . .	559, 565, 604, 715
microwave . . . . .	569, 612
oven door . . . . .	624
refrigerator door . . . . .	537, 581, 645

## HARD START PACK . . . . .

## HARDWARE, DOOR . . . . .

## HARNESS, SAFETY . . . . .

## HEAT EXCHANGERS . . . . .

## HEAT PUMP

compressor . . . . .	318
defrost control . . . . .	349
reversing valve . . . . .	348
reversing valve coil . . . . .	348
temperature control . . . . .	348
thermostat . . . . .	251

## HEAT SEAL STICK . . . . .

## HEATER

aluminum . . . . .	462
baseboard . . . . .	216
braided . . . . .	462
coil . . . . .	504
defrost . . . . .	463, 546, 586, 640, 652
defrost, commercial . . . . .	341
Desa heater ignitor . . . . .	273
electric heat . . . . .	216, 304
glass tube . . . . .	463, 586, 652
infrared . . . . .	216-217
kerosene ignitor . . . . .	273
refrigeration . . . . .	462
unit motor . . . . .	143

## HEATERS, INFRARED . . . . .

## HEATING

automatic ignition . . . . .	278
draft inducer . . . . .	103
electric, strip . . . . .	304

# INDEX

## - H - (Continued)

HEATING (Continued)	
electric, parts . . . . .	304
gas, parts . . . . .	294
hydronic . . . . .	301-302
safety resistors . . . . .	304
thermostats . . . . .	247-248, 251
HEIL	
gas valves . . . . .	173
motor . . . . .	137, 171
HERMETIC VALVES . . . . .	340
HOLE SAW . . . . .	73
HONEYWELL	
aquastat . . . . .	301
flame rod . . . . .	267
HSI module . . . . .	277
ignitor, furnace . . . . .	267, 273
intermittent pilot ignition system . . . . .	300
line voltage wall thermostat . . . . .	247
module, ignition board . . . . .	278
pilots . . . . .	263
smart valve . . . . .	293
thermocouple . . . . .	267
Wi Fi thermostat . . . . .	248-249
HOOD FILTER . . . . .	447, 569, 613, 727
HOSE	
accessories . . . . .	477
charging . . . . .	28
clamps . . . . .	477
connectors . . . . .	477
dishwasher, drain . . . . .	478, 557, 601, 630
dishwasher, fill . . . . .	478
inlet, washing machine . . . . .	476
pinch-off pliers . . . . .	80
screen-washer . . . . .	477
washers . . . . .	477
washing machine, fill . . . . .	476-477
washing machine, drain . . . . .	481, 567, 611-612, 634, 707, 716
wye mixer . . . . .	476

## - H - (Continued)

HUBLESS BLADES . . . . .	187-188
HUBS, PROPELLER . . . . .	189
HUMIDIFIER PARTS . . . . .	218
- I -	
IAQ	
iWave . . . . .	226
ICE CUBE TRAY . . . . .	469, 583
ICE MACHINE	
bin control . . . . .	369
chemicals . . . . .	53, 668
commercial valves . . . . .	371-372
control . . . . .	368
filter . . . . .	373, 375, 670
float assemblies . . . . .	368
harvest control . . . . .	369
ice thickness . . . . .	363
pump . . . . .	364, 366, 369, 669-670
Scotsman . . . . .	365
water valve . . . . .	362, 364, 367, 371, 670
Whirlpool . . . . .	670
ICE MAKER	
filter . . . . .	476, 549, 590, 627, 638, 662
Frigidaire . . . . .	550-551
General Electric . . . . .	592
inlet adapter . . . . .	43
inlet valves . . . . .	473, 550, 591, 628-629, 638, 658-660
installation kit . . . . .	468
LG . . . . .	626
replacement . . . . .	466, 637
saddle valve . . . . .	468
Samsung . . . . .	638
Subzero . . . . .	477
tester . . . . .	467
water valve . . . . .	473, 550, 591, 628-629, 638
Whirlpool . . . . .	663-665

# INDEX

## - I - (Continued)

<b>ICM CONTROLS</b>	
blower controls	292
defrost boards	349
furnace ignition	278, 289, 291
head pressure	342
ignition module	276, 291
time controls	245-246
voltage protection	347
<b>ICP SEE INTERCITY PRODUCTS .104, 171</b>	
<b>IGNITION</b>	
gas dryer	490, 531, 631, 694
modules, furnace	274, 276, 278
modules, range	377, 380, 383, 528, 579, 623, 734
<b>IGNITOR</b>	
Amana furnace	175
Armstrong furnace	269
Carrier	271-272
Coleman	168
Desa heater	273
dryer	604, 642, 694
fireplace	265
furnace	182-183, 268-270
Goodman	176, 269, 272
Honeywell	267, 273
Intercity Products (ICP)	173
kerosene heater	273
Lennox	272
Nordyne	178, 269
oven	524-525, 536, 580, 624
pellet stove	312
piezo	265
silicone nitride	272
spark module	528
top burner	579, 733
Trane	271-272, 285
White Rodgers	268, 272

## - I - (Continued)

<b>INDOOR AIR QUALITY</b>	
duct smoke detectors	230
filter base	222
humidifier	218
systems	220
<b>INFINITE SWITCH . . . . . 390, 514, 535, 573, 616, 722-723</b>	
<b>INFRARED HEATING . . . . . 216-217</b>	
<b>INLET VALVES</b>	
dishwasher	494, 556, 596, 630
ice machine	364, 367, 670
ice maker	473, 591, 628-629, 638, 659-660
washing machine	566, 609, 635, 703-705
<b>INSTALLATION</b>	
dryer cords	475
dryer vent	489
extension cords	511
faucet adapters	407
faucet supply line	410
gas connectors	47
hose, dishwasher fill	478
hoses, washing machine fill	476
ice maker kits	468
range cords	475
receptacles,	475
toilet supply lines	411
<b>INSTRUMENTS, TEST . . . . . 9</b>	
<b>INTEGRATED CONTROL . . . . . 277</b>	
<b>INTERCITY PRODUCTS (ICP)</b>	
motors	103, 171
parts	171
relay heater	245
<b>- J -</b>	
<b>JOHN GUEST FITTINGS. . . . . 429-430</b>	

# INDEX

## - K -

KEROSENE HEATERS, IGNITOR. . . . .	273
KITS	
acid test. . . . .	330
blower mounting . . . . .	160
brazing . . . . .	38
dryer vent . . . . .	488
electric heat coil . . . . .	304
fan and limit. . . . .	241
hard start. . . . .	343-344
ice maker install . . . . .	468
nitrogen . . . . .	37
pilot orifice. . . . .	261
range knob . . . . .	518
refrigerator door gasket. . . . .	465
surface unit knob. . . . .	518-519
terminal, solderless . . . . .	83
welding . . . . .	37
wire nuts . . . . .	84
KLEEN AIR. . . . .	62
KNEE PADS. . . . .	79
KNOBS	
commercial cooking . . . . .	384
KOHLER HANDLES. . . . .	403
KWIK-CHARGE . . . . .	330

## - L -

LAUNDRY	
coin chutes . . . . .	498
commercial . . . . .	500
dryer vent . . . . .	489
dryer, gas ignitor . . . . .	490, 604, 631, 642, 694
Greenwald. . . . .	499
hose, washing machine drain . . . . .	567, 611 716
hoses, washing machine fill . . . . .	476
manual . . . . .	481
switches, door . . . . .	481, 532, 559, 602, 609, 631, 634, 684-685, 699

## - L - (Continued)

LAUNDRY (Continued)	
tools, specialty. . . . .	480
water valve . . . . .	494, 565-566, 609, 635, 643, 703-705
LAVATORY	
drain . . . . .	408
repair parts . . . . .	408
LEAK DETECTOR	
bubble . . . . .	17
carbon monoxide. . . . .	6
natural gas . . . . .	4, 10
propane gas . . . . .	4, 10
UV refrigeration. . . . .	12
LEAK-LOCK. . . . .	64
LENNOX	
board furnace. . . . .	291
HSI modules . . . . .	277
ignitor, furnace. . . . .	272
motors . . . . .	105
LEVER, TOILET TANK. . . . .	414
LIGHT BULBS . . . . .	502, 538, 570, 583, 601, 613, 718, 727
LIL' POPPER . . . . .	276
LINE SET, WHITE PIPE. . . . .	213
LINT TRAP KIT. . . . .	488
LITTLE GIANT	
condensate pump . . . . .	199
sump pump . . . . .	195
LUBRICANTS. . . . .	49

## - M -

MAGNETIC PARTS TRAY . . . . .	75
MAGNETRON TUBE . . . . .	5022, 569, 613, 717
MANIFOLD, CHARGING . . . . .	25, 29
MANOMETER . . . . .	6-7, 262
MAYTAG	
defrost control . . . . .	650
dryer heater. . . . .	693
ice maker. . . . .	663



# INDEX

## - M - (Continued)

MAYTAG (Continued)	
range element . . . . .	725
range erc control . . . . .	729
range ignitor . . . . .	735
MEDIA, AIR FILTER . . . . .	220
MERCURY, SAFETY FLAME SWITCH . . . . .	523
MICROWAVE	
bulbs . . . . .	502, 613, 718
capacitor . . . . .	502, 569, 613, 717
diode . . . . .	502, 569, 613, 717
door switch . . . . .	503, 569, 717
fuse . . . . .	503, 569, 613, 717
magnetron tube . . . . .	502, 569, 613, 717
motor . . . . .	612, 719
paint . . . . .	503
parts . . . . .	502
tester . . . . .	503
tool . . . . .	503
MILKHOUSE HEATER . . . . .	216
MINI SPLIT A-C	
cleaners . . . . .	213
condensate pump . . . . .	212
cover guard . . . . .	211
mounting bracket . . . . .	211-212
pan, treatment . . . . .	201
MIRROR BATHROOM . . . . .	443
MIXING VALVES . . . . .	494, 532, 565, 609, 643, 703-705
MOBILE HOME	
furnace, thermostat . . . . .	242
gas valve . . . . .	295
motor . . . . .	100, 137, 168, 178
MODULES	
furnace ignition . . . . .	274-276, 278
range . . . . .	579, 623, 734
Honeywell . . . . .	276
York . . . . .	274

## - M - (Continued)

MOTOR	
1625 rpm . . . . .	139
1725 rpm . . . . .	145
277 Volt . . . . .	139
3½ inch diameter . . . . .	125
3450 rpm . . . . .	145
39-48 frame . . . . .	185
4.4 inch diameter . . . . .	127
5 inch diameter . . . . .	128
51 frame . . . . .	120
5½ inch diameter . . . . .	132, 139-140
825 rpm . . . . .	133
ac cooling fan . . . . .	153
air compressor . . . . .	163
air conditioner . . . . .	133
Amana . . . . .	98, 177
Armstrong . . . . .	98
attic . . . . .	118
auger . . . . .	311
belt drive . . . . .	144
Broan . . . . .	117, 446
Burnham . . . . .	98
C face . . . . .	148
Carrier . . . . .	99, 137, 141
centrifugal blower . . . . .	165
circulator . . . . .	197
clamps . . . . .	160
Coleman . . . . .	100, 168
commercial refrigeration evaporator . . . . .	122
condenser, air conditioner . . . . .	132-133
condenser, refrigeration . . . . .	120, 457, 588, 630, 653
Copeland . . . . .	122
dehumidifier . . . . .	125
Delfield . . . . .	123
draft inducer . . . . .	98-105, 107-111
duct booster . . . . .	228
Dunkirk . . . . .	100

# INDEX

## - M - (Continued)

### MOTOR (Continued)

ECM	92-93
evaporative cooler	145
evaporator	140, 458, 544-545, 587-588, 629, 639, 654-656
evaporator fan coil	130
flue w/switch	115
furnace	140
GE Zoneline	167
Gemini	119
Goodman	100-101, 141
grommet	128, 161
Heatcraft	123
heater unit	143
Heil	103, 137
high ambient	135, 146
inducer	98, 111
industrial	146
Intercity Products (ICP)	103-104
Lennox	105
microwave	612, 719
mobile home	100, 137, 168
mobile home furnace	128, 137
multi horsepower	135
Nordyne	108, 178
oil burner	144
Orion	153
pellet stove	115, 306, 311
protector	347
range hood	117
refrigeration, commercial	122-123
refrigerator, condenser	120, 545, 639
rescue	92, 95, 131, 133-134
resilient base	145
Rheem	108, 138, 180
rigid base	147
roof ventilator	119
skeleton	457

## - M - (Continued)

### MOTOR (Continued)

swamp cooler	145
Tecumseh	123
Trane	111-112, 138
unit heater	140, 143
utility	115
vent hood	115
water heater	148
watt	120
window unit	125
York	114

### MOTOR ACCESSORIES

base, fit-all	97
belly bands	160
belts	194
brackets, 51 frame	160
capacitors	158
ECM board	97
hex hub brackets	161
hub, propeller fan	189
lug mounting adapter	160
pulleys	193
rain shield	161
shaft bushing	163
straps, mounting	160

## - N -

NIPPLE, BLACK IRON	44
NITRIDE IGNITOR	183, 272, 285
NITROGEN KIT	37
NORDYNE	
board furnace	290
ignitor	178, 269
motors	108, 178
NUT DRIVERS	68
NUTONE	
filters	447
motors	117, 126

# INDEX

## - O -

ODS SAFETY . . . . .	265, 536
OIL	
additive . . . . .	21
burner motors . . . . .	144
filters . . . . .	302
lubricating . . . . .	49
penetrating . . . . .	49
refrigeration . . . . .	21
vacuum pump . . . . .	31
WD-40 . . . . .	49
zoom spout . . . . .	48
OIL FURNACE	
board, control . . . . .	279
filters . . . . .	302
primary control . . . . .	302
ORFICES	
drill set. . . . .	262
pilot orifices . . . . .	261
drills. . . . .	262
gas . . . . .	260, 694
range. . . . .	579
O-RING. . . . .	410
OUTLET, COAXIAL CABLE . . . . .	438
OVEN	
commercial controls . . . . .	381, 385, 388, 391
controls, gas safety. . . . .	734
door gasket . . . . .	577, 727
door switches . . . . .	570
electric thermostat. . . . .	521, 536,
. . . . .	576, 730
element coils . . . . .	506
elements, bake and broil. . . . .	506, 513,
. . . . .	574, 620, 725-726
gaskets . . . . .	577, 625
ignitor . . . . .	524, 536, 580, 735
indicator lamp . . . . .	570
lamps. . . . .	502, 570, 613, 718, 727
microwave tester. . . . .	503

## - O - (Continued)

OVEN (Continued)	
non-insulated terminal. . . . .	83
sensor . . . . .	576, 619, 731
temperature tester. . . . .	16
thermocouple . . . . .	523
thermostat, gas . . . . .	523, 579, 619
units. . . . .	506, 726
OVERLOAD PROTECTOR . . . . .	346

## - P -

PAINT	
microwave . . . . .	503
spray . . . . .	455, 503
touch up . . . . .	455, 503
PAN	
refrigeration, evaporation . . . . .	198
surface unit . . . . .	516, 536, 572, 615, 721
PASTE, SOLDERING. . . . .	46
PELLET STOVE PARTS . . . . .	311
PHASE MONITOR . . . . .	347
PHONE OUTLET . . . . .	438
PHOTO ELECTRIC CONTROLS. . . . .	353
PIGTAILS . . . . .	475
PILLOW BLOCKS . . . . .	192
PILOT	
burner . . . . .	263
generator. . . . .	264, 385
ODS . . . . .	265
orifice. . . . .	261
PILOT IGNITION SWITCH. . . . .	300
PILOT-STAT . . . . .	264
PINCH OFF TOOL . . . . .	34, 80, 480
PIPE	
dope . . . . .	64
fittings . . . . .	44
insulation tube . . . . .	42
joint compound . . . . .	64
PVC. . . . .	417
repair kit . . . . .	416

# INDEX

## - P - (Continued)

PIPE WRENCH .....	71
PLIERS	
groove .....	71
KD specialty .....	80
Vice-Grip .....	70
washer hose .....	480
wire .....	71, 83
PLUG	
fuses .....	235
lavatory drain .....	409
PLUMBER'S, SAND CLOTH .....	46
PLUMBING	
ballcocks .....	414
bathroom accessories .....	443
closet bolts .....	413
faucet connector .....	413
faucet repair .....	404
faucet repair parts .....	403
fittings .....	431-432
pop-up assemblies .....	408
PVC pipe .....	417
PVC tubular .....	417
shower accessories .....	396
sink accessories .....	409
strainer .....	409
toilet connector .....	411
toilet seat .....	412
POCKET THERMOMETER .....	14
POP UP, SINK .....	407-408
POTENTIAL RELAYS .....	344
POWER VENTILATOR .....	162
PRESSURE CONTROL .....	356
PRESSURE SWITCH	
furnace ....	169, 174, 178, 181, 185, 258
pellet stove .....	309
refrigeration .....	360
washer .....	567, 608, 632, 702
PRICE PFISTER PARTS .....	405
PRO1 WALL THERMOSTAT .....	253-257

## - P - (Continued)

PROPELLER BLADES .....	189
PROTECTION	
back .....	76
smoke .....	13
PSYCHROMETER .....	7
PTAC PARTS .....	166
PULLEY, ADJUSTABLE .....	193
PULLEY, BLOWER .....	193
PUMPS	
circulator parts .....	197
condensate .....	199
ice machine .....	364, 366, 369, 669-670
parts .....	197
Scotsman .....	366
submersible .....	195
sump .....	195
utility .....	195
vacuum .....	26, 31
washing machine ....	497, 533, 566, 611,
.....	634, 706, 709
PUTTY	
epoxy .....	63
PVC	
fittings .....	417
plumbing .....	417
tubular .....	416
<b>- Q -</b>	
QUARTZ HEATERS .....	216
<b>- R -</b>	
RACK PATCH .....	479
RADON FAN KIT .....	220
RAM IGNITION MODULE .....	386
RANGE	
block, surface unit .....	512, 617, 721
broiler pan .....	517
burner bowl, surface unit .....	517, 572
burner knobs .....	518, 535, 732
burners electric, top .....	523, 623, 734



# INDEX

## - R - (Continued)

### RANGE (Continued)

burners gas, oven . . . . .	623, 735
burners gas, top . . . . .	523, 623, 734
commercial controls . . . . .	378, 380, 384, 388-389, 391
connector . . . . .	47
cords . . . . .	475
door gaskets . . . . .	625
drip pans, electric . . . . .	517, 572, 615, 721
elements, bake-broil . . . . .	506, 574, 724-726
filters, vent. . . . .	447, 504, 613, 717, 727
flex gas connector. . . . .	47
hood . . . . .	446
ignitor . . . . .	386, 524-525, 624, 733, 735
indicator lamps . . . . .	570, 727
infinite switches. . . . .	390, 514, 573, 722-723
knob, electric. . . . .	535
knob, gas. . . . .	732
lamps, oven. . . . .	570, 727
module . . . . .	536, 579, 623
oven door gaskets. . . . .	577, 625
oven door switch . . . . .	570
oven ignitor . . . . .	525, 527, 536, 580, 624, 735
oven safety valves . . . . .	522, 624
oven sensor. . . . .	576, 619, 731
oven thermostat, gas . . . . .	523, 580, 734
pigtails. . . . .	475
regulator, gas . . . . .	523, 580, 734
rings, trim . . . . .	516, 615
surface unit . . . . .	513, 571, 614
switches, surface. . . . .	573, 722-723
temperature tester. . . . .	16
thermostat, electric . . . . .	521, 576, 618-619, 730
trim ring . . . . .	516, 721

## - R - (Continued)

### RANGE (Continued)

vent hood . . . . .	446
vent hood filters. . . . .	447
vent hood motors . . . . .	115
wire, glass . . . . .	515
wire, polyethylene . . . . .	515
RATCHET WRENCH . . . . .	68
RECEPTACLE	
dryer and range. . . . .	475
range burner . . . . .	617
RECORDER, TEMPERATURE . . . . .	15
RECOVERY EQUIPMENT	
driers . . . . .	331
refrigeration systems. . . . .	22, 26
tag . . . . .	23
tanks . . . . .	23
REFRIGERANT	
charging equipment. . . . .	32
leak detector . . . . .	5, 12
REFRIGERATION	
acid test kit . . . . .	330
air filter . . . . .	539, 646
charging hose . . . . .	28
cold controls . . . . .	357, 584
commercial controls . . . . .	357
commercial parts. . . . .	354
compressor . . . . .	323, 627
condenser blade . . . . .	189, 588
condenser motor . . . . .	120, 457, 588, 630, 639, 653
copper joining . . . . .	46
defrost, heaters . . . . .	341, 640
defrost thermostat. . . . .	357, 651
defrost timers . . . . .	353, 543, 651
door gasket, refrigerator freezer . . . . .	465, 476, 581, 645
door switches . . . . .	465, 538, 646

# INDEX

## - R - (Continued)

### REFRIGERATION (Continued)

driers . . . . .	548, 668
EPA test . . . . .	23
evaporator . . . . .	477, 548
evaporator motors . . . . .	122, 457, 544-545, 587, 629, 639, 654-656
expansion valve . . . . .	209, 334
fitting . . . . .	43
gasket, commercial . . . . .	465
ice maker filter . . . . .	590
ice maker parts . . . . .	390
ice maker water valves . . . . .	473, 550, 591, 628, 638, 658-660
insta tap . . . . .	23
low loss connector . . . . .	32
manifold . . . . .	30
motor, evaporator fan . . . . .	124
oil . . . . .	21
oil treatment . . . . .	21
pressure control . . . . .	360
quick coupler . . . . .	32
recovery system . . . . .	22, 26
recovery tank . . . . .	23
red leak detector . . . . .	17
relay . . . . .	325, 345
relay and overload . . . . .	346, 656
scale . . . . .	6
sight glasses . . . . .	337
temperature control . . . . .	357
thermometer . . . . .	14
thermostats, control . . . . .	357
thermostats, defrost . . . . .	357
time and temp recorder . . . . .	15
timers, defrost . . . . .	353
tube cutter . . . . .	33
valves, access . . . . .	340

## - R - (Continued)

### REFRIGERATION (Continued)

valves, ice machine . . . . .	71
valves, ice maker . . . . .	638, 658
REGISTERS & GRILLS . . . . .	202, 229
REGULATOR, GAS . . . . .	523, 580, 734
RELAY	
24 volt . . . . .	231
current . . . . .	218, 325
fan . . . . .	182, 231
general purpose . . . . .	231
heater . . . . .	245
Intercity Products (ICP) . . . . .	172, 245
potential . . . . .	344
sensing, humidifier . . . . .	218
solid state . . . . .	345, 656
switching . . . . .	246
time delay . . . . .	342
REMOTE CONTROL, MINI SPLIT A-C . . . . .	213
REPAIR BOOKS . . . . .	481
REVERSE OSMOSIS . . . . .	433
RHEEM	
board, furnace . . . . .	291
control, blower . . . . .	292
motor mount . . . . .	161
motors . . . . .	101, 108, 138, 180
parts . . . . .	180-181
sequencers . . . . .	182
RING, SURFACE UNIT . . . . .	516
ROOF VENT MOTOR . . . . .	118
RUST BUSTER . . . . .	48
RX11 FLUSH . . . . .	61
<b>- S -</b>	
SADDLE VALVE . . . . .	468
SAFETY	
harness . . . . .	76
valve-oven-domestic . . . . .	522

# INDEX

## - S - (Continued)

SAW	
hack . . . . .	74
hand . . . . .	74
hole . . . . .	73
SAW, HACK . . . . .	74
SAYCO FAUCET PARTS . . . . .	405
SCALE, REFRIGERATION . . . . .	6, 26, 32
SCOTSMAN ICEMAKER . . . . .	365
SCREWS SPEED . . . . .	81
SEALANT	
industrial . . . . .	81
pellet stove . . . . .	308
silicone . . . . .	445
SENSORS	
dryer . . . . .	631, 694
gas flame switch . . . . .	266
oven . . . . .	619, 731
SEQUENCE CONTROLS	
electric heat . . . . .	305
Goodman . . . . .	177
Rheem . . . . .	182
SHAFT ADAPTER BUSHING . . . . .	163
SHAFT, BLOWERS . . . . .	192
SHIELD RAIN MOTOR . . . . .	161
SHOWER	
accessories . . . . .	396
drains . . . . .	399
head . . . . .	396
repair parts . . . . .	442
SIGHT GLASSES . . . . .	337
SILICONE GREASE . . . . .	49
SILICONE SEAL . . . . .	445
SILL COCK . . . . .	419
SINK	
basket strainer . . . . .	398
stopper . . . . .	408
SKELETON MOTORS . . . . .	115

## - S - (Continued)

SLO-LAG FUSES . . . . .	235
SNAP COUPLING . . . . .	479
SNAP-AROUND METER . . . . .	9
SOCKET WRENCH	
dishwasher . . . . .	480
water heater . . . . .	420
SOLDER & FLUX . . . . .	46
SOLDERLESS TERMINALS . . . . .	83
SOLENOID	
pilot valve . . . . .	295
valve, general purpose . . . . .	337
valve, refrigerant . . . . .	336
SPANNER WRENCH . . . . .	480
SPRAY PRODUCTS	
air filters . . . . .	205
Nu-Calgon . . . . .	58
paint . . . . .	455
SQUIRREL CAGES . . . . .	191
STAINLESS STEEL REPAIR . . . . .	474
START CAPACITORS . . . . .	158
STEAMER . . . . .	50
STOPPER, DISPOSER . . . . .	408
STOVE EYES . . . . .	513, 720
STRAINER	
basket . . . . .	398
drain . . . . .	409
sink . . . . .	409
tub . . . . .	410
STRAPS, TIE DOWN . . . . .	89
STRIPPER, WIRE . . . . .	71, 83-84
STUD, RUBBER MOUNT . . . . .	163
SUB ZERO . . . . .	472
SUCTION LINE DRIER . . . . .	332
SUPPORT, BACK . . . . .	76
SURFACE UNIT	
blocks . . . . .	617, 721
elements . . . . .	614, 720

# INDEX

## - S - (Continued)

SURFACE UNIT (Continued)	
pans . . . . .	516, 536, 572, 615, 721
switch . . . . .	514, 535, 723
SWAGING TOOLS . . . . .	35
SWAMP COOLER, MOTOR . . . . .	145
SWITCHES	
air pressure . . . . .	162
air sensing, pressure . . . . .	258
appliance . . . . .	531, 559, 602
boiler flow . . . . .	301
circuit breaker . . . . .	238
condensate safety . . . . .	198
fan and light . . . . .	465, 538, 583, 646
fan delay . . . . .	245
flow, boiler . . . . .	301
GFCI, wall . . . . .	438-439
ice maker . . . . .	467
infinite . . . . .	535, 573, 616, 722-723
infinite commercial cooking . . . . .	390
laundry . . . . .	481, 609, 631, 634, . . . . . 684-685, 702
microwave . . . . .	503, 569, 717
refrigerator door . . . . .	583, 646
sail . . . . .	162
surface unit . . . . .	535, 573, 616, 722-723
thermal limits (fuse link) . . . . .	304
time delay . . . . .	342
- T -	
TAG-RECOVERY . . . . .	23
TANK	
expansion . . . . .	420
sprayer . . . . .	62
welding . . . . .	38

## - T - (Continued)

TAPE	
aluminum . . . . .	67
cork, insulation . . . . .	66
duct . . . . .	67
electrical . . . . .	66
foam . . . . .	66
foam, insulation . . . . .	66
foil, duct . . . . .	67
no-drip . . . . .	66
packaging . . . . .	66
pipewrap . . . . .	66
teflon . . . . .	64
TECUMSEH	
condensing unit . . . . .	317
motors . . . . .	123
TEMPERATURE	
recorder . . . . .	15
tester . . . . .	3, 8
TEMPERATURE CONTROL	
boiler . . . . .	301
refrigeration . . . . .	357
TERMINALS	
compressor . . . . .	330
non-insulated . . . . .	83
range block . . . . .	512, 572, 617, 721
TEST EQUIPMENT	
air flow . . . . .	7
capacitor tester . . . . .	3, 8, 157
charging hose . . . . .	28
clamp on meter . . . . .	3, 5
CO leak detector . . . . .	12
combustible gas . . . . .	12, 26
flue gas analyzer . . . . .	16
ice maker . . . . .	467



# INDEX

## - T - (Continued)

### TEST EQUIPMENT (Continued)

infrared thermometer . . . . .	3
leak detector, refrigerant . . . . .	5
manifold . . . . .	29
manometer . . . . .	262
multimeter . . . . .	3, 8
natural gas detector . . . . .	4, 7, 12
ohmmeter . . . . .	8
oven tester . . . . .	16
pressure temperature . . . . .	32
refrigerant gas . . . . .	12, 26
temperature tester . . . . .	15
thermometer . . . . .	7, 14
vac-check . . . . .	30
Zebra Stat . . . . .	97
TEST KIT, ACID . . . . .	328
THAWZONE . . . . .	18
THERMAL LIMITS . . . . .	185, 304
THERMISTOR . . . . .	362, 456, 477, 542, 550, 563, 584, 632, 634, 639, 642, 648, 669, 679, 695
THERMO TRAP . . . . .	46
THERMOCOUPLE	
adapter . . . . .	267
junction block . . . . .	267
O.D.S type . . . . .	265, 536
safety . . . . .	385
thermocouple . . . . .	267
thermopile . . . . .	385
vent free ODS . . . . .	265
THERMOMETER	
infrared . . . . .	16
pocket . . . . .	14
refrigerator . . . . .	14

## - T - (Continued)

### THERMOSTAT

adjustable . . . . .	243, 696
boiler, temperature control . . . . .	301
clock, set-back . . . . .	251
Coleman, limit . . . . .	168
commercial, gas oven . . . . .	387
commercial, oven . . . . .	389, 391
defrost limit . . . . .	464, 546, 585, 651
dryer . . . . .	490, 531, 563, 632, 641, 696
dryout, low ambient . . . . .	259
duct . . . . .	228
electric heat . . . . .	247
electric oven . . . . .	521, 536, 576, 730
fryer . . . . .	389
gas oven . . . . .	388, 523
guards . . . . .	254, 259
heat pump . . . . .	253
heating/cooling . . . . .	248-249
ice maker, defrost . . . . .	467, 668
manual reset . . . . .	244
millivolt . . . . .	253
probe . . . . .	511
range . . . . .	521, 536, 618
skillet . . . . .	511
wall . . . . .	249, 252, 256
water heater, electric . . . . .	421
water heater, gas . . . . .	422
WiFi Heat and Cool . . . . .	249-250, 255
TIE DOWN STRAPS . . . . .	89
TIME CONTROL . . . . .	246
TIME DELAY . . . . .	246, 340
TIMERS	
commercial refrigeration . . . . .	355
defrost . . . . .	353, 464, 543, 585, 651

# INDEX

## - T - (Continued)

### TIMERS (Continued)

mechanical . . . . .	352
solid state . . . . .	246

### TOILET

assembly . . . . .	412
cleaner . . . . .	60
closet bolt . . . . .	413
commercial parts . . . . .	412
connector . . . . .	411
paper holder . . . . .	443
repair parts . . . . .	414
seat . . . . .	412
supply lines . . . . .	410
tank lever . . . . .	414
urinal . . . . .	412
wax ring . . . . .	413

### TOOLS

blade puller . . . . .	75, 193
broaches . . . . .	262
charging hose, . . . . .	28
core removal tool . . . . .	339
crimping . . . . .	83
drill bits . . . . .	72
flaring . . . . .	34
gauging drill set . . . . .	262
hacksaw . . . . .	74
heat gun . . . . .	467
hole saws . . . . .	73
inspection mirror . . . . .	76
magnetic pick up . . . . .	75
manifold . . . . .	29
manometer, water . . . . .	6-7, 262
nut drivers . . . . .	68
pinch-off, tubing . . . . .	80

## - T - (Continued)

### TOOLS (Continued)

pipe wrench . . . . .	71
PVC cutter . . . . .	35
recovery equipment . . . . .	22
refrigeration . . . . .	28, 31
saw blades . . . . .	74
super heat thermometer . . . . .	339
swaging . . . . .	36
thermometers . . . . .	14
torx screw driver . . . . .	80
tubing benders . . . . .	34
tubing cutter . . . . .	33
vacuum pump . . . . .	22, 26
valve cores . . . . .	340
vice-grip . . . . .	70
water heater element . . . . .	420
welding set . . . . .	38
wire cutters . . . . .	84
wire strippers . . . . .	84
TORX, DRIVER . . . . .	80
TOWEL BAR . . . . .	442
TRANE	
control, furnace . . . . .	287
ignitor, furnace . . . . .	271
motors . . . . .	111-112, 138
TRANSFORMER	
24 volt . . . . .	182, 233
Coleman . . . . .	168
fan center . . . . .	232
Goodman . . . . .	176
Intercity Products (ICP) . . . . .	174
Nordyne . . . . .	179
TRION . . . . .	220
TRUE REFRIGERATION . . . . .	359

# INDEX

## - T - (Continued)

TUB DIVERTER . . . . .	398
TUBING	
aluminum . . . . .	42
bender . . . . .	34
copper . . . . .	41
copper joining . . . . .	46
cutter . . . . .	33
fittings . . . . .	43
gas connector . . . . .	47
insulation . . . . .	42
pinch-off pliers . . . . .	34
plastic, soft . . . . .	42
refrigeration . . . . .	41
swaging tools . . . . .	36
tool . . . . .	35
vinyl . . . . .	42
white pipe, mini split a-c . . . . .	213
TURNTABLE COUPLERS . . . . .	719

## - U -

UNION BRASS FAUCET PARTS . . . . .	406
UNIT HEATER MOTOR . . . . .	143
UV LIGHT REFRIGERATION . . . . .	12

## - V -

VACUUM	
gauges . . . . .	30
pump . . . . .	26
pump oil . . . . .	31
access . . . . .	340
VALVE	
Baso . . . . .	299
charging . . . . .	340
combination, gas . . . . .	294-295
condensate, drain . . . . .	198
core . . . . .	340
core removal tool . . . . .	339

## - V - (Continued)

VALVE (Continued)	
dishwasher, fill . . . . .	494, 596, 640, 677
expansion . . . . .	209, 334
float . . . . .	364, 368
gas, heating . . . . .	183, 294
gas log . . . . .	295
gas, safety . . . . .	385
gas, water heater . . . . .	422
general purpose . . . . .	337
hermetic service . . . . .	340
hot surface ignition . . . . .	298
humidifier . . . . .	218
ice machine, commercial . . . . .	362, 364, 370-372
ice maker, inlet . . . . .	548
ice maker, domestic . . . . .	473, 628, 660
ignition, Robertshaw . . . . .	297
intermittent pilot . . . . .	300
laundry, fill . . . . .	494
line tap . . . . .	340
mobile home, gas . . . . .	295
needle . . . . .	468
piercing, water . . . . .	468
pilot solenoid . . . . .	295
redundant, White Rodgers . . . . .	296
refrigerant cylinder . . . . .	27
refrigeration . . . . .	23
relief . . . . .	420-421
reversing, heat pump . . . . .	348
saddle . . . . .	468
safety, gas range . . . . .	522
self-tapping, water . . . . .	468
sill cock . . . . .	415
smart, Honeywell . . . . .	293
space heater . . . . .	299

# INDEX

## - V - (Continued)

VALVE (Continued)	
stop . . . . .	415
wall furnace . . . . .	299
washer, inlet . . . . .	494, 532, 565-566, . . . . .609, 635, 643, 705
zone . . . . .	302
VARIABLE PITCH PULLEY . . . . .	193
V-BELTS . . . . .	194
VENT	
attic . . . . .	162
booster, dryer . . . . .	484
dryer, hood . . . . .	489
VENT BOOSTER-DRYER . . . . .	484
VENT HOOD-DRYER . . . . .	489
VENT HOOD	
assembly . . . . .	446
filters . . . . .	504
parts . . . . .	504
VENTILATOR	
roof top . . . . .	162
VENTING	
alarm, vent . . . . .	484
booster, dryer . . . . .	484
humidifier duct . . . . .	218
VIBRATION PADS . . . . .	474
VICE-GRIP PLIERS . . . . .	70
VINYL TUBING . . . . .	42
VOLTAGE PROTECTION . . . . .	240, 347
VOLT-OHM-AMMETER . . . . .	8-10

## - W -

WALL THERMOSTAT	
digital . . . . .	248, 252-253, 256
line voltage . . . . .	247
WIFI . . . . .	250
WASHER HOSE . . . . .	476, 632

## - W - (Continued)

WATER COOLER . . . . .	375
WATER COOLER PARTS . . . . .	353
WATER FILTRATION	
humidifier . . . . .	60
ice machine filter . . . . .	371, 373
ice maker filter . . . . .	476, 549, 590, 662
reverse osmosis . . . . .	433
whole house . . . . .	434
WATER HEATER	
controls . . . . .	420
drain valve . . . . .	420
electric, parts . . . . .	420
elements . . . . .	420
gas parts . . . . .	422
motor . . . . .	148
pan . . . . .	421
pilot lighter . . . . .	263, 423
tankless descaler kit . . . . .	60
thermostat-electric . . . . .	421-422
time clock . . . . .	352
water heaters . . . . .	425
WATER MANOMETER . . . . .	6, 262
WATER PAD . . . . .	218
WATER VALVE	
condenser electrically operated . . . . .	337
condenser pressure operated . . . . .	329
dishwasher . . . . .	494, 556, 640, 677
general purpose . . . . .	337
ice machine, commercial . . . . .	362, 370-372, . . . . .670
ice maker, inlet . . . . .	473, 550, 628, . . . . .638, 659-660
washing machine . . . . .	532, 609, . . . . .635, 643, 705
WATT MOTOR . . . . .	120



# INDEX

## - W - (Continued)

WAX RING . . . . .	413
WD-40 . . . . .	49
WEATHER KING . . . . .	180
WHIRLPOOL	
agitator . . . . .	708
defrost control . . . . .	650
dishwasher valve. . . . .	677
dryer heater. . . . .	693
ice maker. . . . .	663, 665
ice maker valve. . . . .	659-660
range element. . . . .	720
range ignitor . . . . .	735
washer pump. . . . .	706
washer transmission . . . . .	711, 714
WHITE RODGERS	
control, furnace . . . . .	287
flame sensors . . . . .	266
gas valve, standing pilot . . . . .	294
Gemini valve . . . . .	296
HSI module . . . . .	276-277
ignition module . . . . .	274
ignitor, furnace. . . . .	268
line voltage wall thermostat. . . . .	247
valve, redundant . . . . .	296
WiFi thermostat. . . . .	250
WIRE	
coil, electric heat . . . . .	304
mini split installation . . . . .	213
nuts . . . . .	84
pigtailed. . . . .	475
range. . . . .	515
strippers . . . . .	71, 83-84
WRENCHES	
dishwasher . . . . .	480
pipe . . . . .	71

## - W - (Continued)

WRENCHES (Continued)	
ratchet . . . . .	68
spanner . . . . .	480
water heater . . . . .	420
WYE CONNECTOR. . . . .	476
- Y -	
YORK	
control furnace . . . . .	287
ignitor . . . . .	269
module board, . . . . .	274
motors . . . . .	114
YORK PARTS . . . . .	169
- Z -	
ZONE VALVE . . . . .	302
ZOOM SPOUT . . . . .	48

# WAREHOUSE LOCATIONS

## **ALABAMA**

### **Appliance Parts, Inc.**

228 14th St., Ste. 101 -----Tuscaloosa, AL 35401 ----- Ph. (205) 345-2828

### **Fox Appliance Parts**

3221 Long Ave -----Huntsville, AL 35805 ----- Ph. (256) 536-5490

1025 Montimar Dr-----Mobile, AL 36609 ----- Ph. (251) 316-0081

## **ARKANSAS**

### **Mid-South Distributing**

7501 Enmar Drive-----Little Rock, AR 72209 ----- Ph. (501) 565-4144

7821 Doyle Springs Rd. Suite I ---Little Rock, AR 72209 ----- Ph. (501) 975-7558

945 Runway Dr. -----Conway, AR 72032 ----- Ph. (501) 932-9000

6101 Prairie Dr.-----Fort Smith, AR 72916 ----- Ph. (479) 649-8336

901 Mid-America Blvd. -----Hot Springs, AR 71913 ----- Ph. (501) 767-5775

4221 Stadium Blvd.-----Jonesboro, AR 72404 ----- Ph. (870) 972-0004

301 East 5th Avenue-----Pine Bluff, AR 71601 ----- Ph. (870) 535-7830

3509 W. Hudson Rd.-----Rogers, AR 72756 ----- Ph. (479) 372-4414

301 Newman Drive -----Sherwood, AR 72117 ----- Ph. (501) 753-9052

501 Madison Street-----Springdale, AR 72764 ----- Ph. (479) 756-9540

## **ARIZONA**

### **Appliance Parts Company**

6825 S. Kyrene Rd.-----Tempe, AZ 85283 ----- Ph. (480) 755-0006

1595 N. 113th Ave. Suite 104 ----Avondale, AZ 85392 ----- Ph. (602) 269-6385

255 E. Southern Ave.-----Mesa, AZ 85210 ----- Ph. (480) 827-0161

8581 W. Kelton Lane, Suite 205 ---Peoria, AZ 85382 ----- Ph. (623) 972-5022

2610 E Mohawk Lane Unit 116----Phoenix, AZ 85050 ----- Ph. (480) 505-4335

7155 E. Broadway-----Tucson, AZ 85710 ----- Ph. (520) 751-8800

1525 S. 4th Ave. -----Tucson, AZ 85713 ----- Ph. (520) 624-2102

3656 N. Oracle Rd. -----Tucson, AZ 85705 ----- Ph. (520) 293-8888

## **CALIFORNIA**

### **Appliance Parts Company**

222 East 8th St. -----National City, CA 91950----- Ph. (619) 474-6781

1890 N Marshall Ave -----El Cajon, CA 92022----- Ph. (619) 562-3506

325 N. Andreasen Drive-----Escondido, CA 92029 ----- Ph. (760) 745-7521

### **Appliance Parts Distributor**

16200 E 14th St.-----San Leandro, CA 94578 ----- Ph. (510) 357-8200

6843 Dublin Blvd. -----Dublin, CA 94568 ----- Ph. (925) 828-5800

37250 Fremont Blvd.-----Fremont, CA 94536 ----- Ph. (510) 490-0600

# WAREHOUSE LOCATIONS

## CALIFORNIA (Continued)

### **Coast Appliance Parts**

2606 Lee Ave. -----So. El Monte, CA 91733 ----- Ph. (626) 579-1500  
1404 29th Street-----Bakersfield, CA 93301----- Ph. (661) 324-9891  
948 Colton Ave. -----Colton, CA 92324 ----- Ph. (909) 825-4890  
12503 Venice Blvd.-----Culver City, CA 90066----- Ph. (310) 397-2110  
10680 Mulberry Ave.-----Fontana, CA 92337----- Ph. (909) 428-6251  
3260 E. McKinley -----Fresno, CA 93703----- Ph. (559) 485-4444  
15700 S. Broadway-----Gardena, CA 90248 ----- Ph. (310) 217-8888  
5916 Kester Ave. -----Van Nuys, CA 91411----- Ph. (818) 782-5770

### **OCAP Supply**

10466 Stanford Ave. -----Garden Grove, CA 92840 ----- Ph. (714) 534-5300

## COLORADO

### **Appliance Factory Parts**

5050 Colorado Blvd. -----Denver, CO 80216 ----- Ph. (303) 696-1111

### **Ingle Supply Company**

904 West 10th St. -----Pueblo, CO 81003 ----- Ph. (719) 543-2612

### **VIP Appliance & HVAC Parts**

820 2nd St.-----Greeley, CO 80631 ----- Ph. (970) 353-7333

## FLORIDA

### **AMEREX(Export Only)**

1810 NW 94 Ave-----Miami, FL 33172----- Ph. (305) 717-3317

### **PartsZone Supply Inc.**

1810 NW 94 Ave-----Miami, FL 33172----- Ph. (305) 779-2477

### **Fox Appliance Parts**

2899 Powers Ave Suite 6----- Jacksonville, FL 32207----- Ph. (904) 365-5808

## GEORGIA

### **Fox Appliance Parts**

5375 North Parkway ----- Lake City, GA 30260 ----- Ph. (404) 363-3313  
1005-B Union Center Dr. ----- Alpharetta, GA 30004----- Ph. (770) 475-3733  
3000 Shawnee Industrial Way Suite 100 - Suwanee, GA 30024 ----- Ph. (770) 446-8446  
814 Pickens Industrial Dr. ----- Marietta, GA 30062 ----- Ph. (404) 363-3313  
801 Industrial Blvd S.W.------ Gainesville, GA 30501 ----- Ph. (770) 534-2331  
4883 Milgen Rd. ----- Columbus, GA 31907----- Ph. (706) 324-4398  
3503 Wrightsboro Rd. ----- Augusta, GA 30909 ----- Ph. (706) 737-3400  
4104 Ogeechee Rd. (Hwy 17S).-- Savannah, GA 31405----- Ph. (912) 234-0911

# WAREHOUSE LOCATIONS

## **IDAHO**

### **Sundberg Co.**

4003 First Ave. South ----- Billings, MT 59101 ----- Ph. (406) 252-9616

## **ILLINOIS**

### **Sundberg Co.**

5852 W. 51<sup>st</sup> Street----- Chicago, IL 60638 ----- Ph. (773) 723-2700

7445 S. State St.----- Chicago, IL 60619 ----- Ph. (773) 904-2522

4320 North Pulaski Rd. ----- Chicago, IL 60641 ----- Ph. (773) 770-4128

2225 W. Jefferson Ave. ----- Joliet, IL 60435 ----- Ph. (815) 725-4311

15124 S. Cicero Ave.----- Oak Forest, IL 60452 ----- Ph. (708) 687-1141

615 N. Addison Rd. ----- Villa Park, IL 60181 ----- Ph. (630) 832-8841

385 E. State St.----- South Elgin, IL 60177 ----- Ph. (847) 697-3640

## **INDIANA**

### **Sundberg Co.**

5601 Coldwater Rd.----- Fort Wayne, IN 46825 ----- Ph. (260) 482-4524

## **IOWA**

### **Sundberg Co.**

1111 W. 3rd St. ----- Davenport, IA 52802----- Ph. (563) 322-0063

5047 N.E. 14th St.----- Des Moines, IA 50313 ----- Ph. (515) 266-0107

## **KANSAS**

### **Arrow Cold Control**

28 N. 10th St. ----- Kansas City, KS 66102----- Ph. (913) 371-4677

9101 Cody ----- Overland Park, KS 66214 ----- Ph. (913) 894-5222

### **Washer Specialties Company**

224 Indiana Ave.----- Wichita, KS 67214 -----Phone/Text (316) 263-8179

## **LOUISIANA**

### **Ideal Appliance Parts**

10569 Florida Blvd. ----- Baton Rouge, LA 70806 ----- Ph. (225) 226-1755

400 Lapalco Blvd. Suite A ----- Gretna, LA 70056----- Ph. (504) 392-6393

214 Edwards Avenue----- Harahan, LA 70123 ----- Ph. (504) 733-5234

3417 Division St.----- Metairie, LA 70002----- Ph. (504) 888-4232

1290 Bertrand Dr ----- Lafayette, LA 70506 ----- Ph. (337) 504-2885

3913 Downman Road ----- New Orleans, LA 70126 ----- Ph. (504) 245-1861

706 Old Spanish Trail ----- Slidell, LA 70458 ----- Ph. (985) 781-3222

4310 Hessmer Ave.----- Metairie, LA 70002----- Ph. (504) 356-9511

### **Mid-South Distributing**

8825 Jewella Ave----- Shreveport, LA 71108 ----- Ph. (318) 687-4001

1904 Ruffin Dr. ----- Monroe, LA 71201 ----- Ph. (318) 503-8099



# WAREHOUSE LOCATIONS

## MARYLAND

### **Cashwell Appliance Parts**

3485 Clinton Rd.----- Fayetteville, NC 28312 ----- Ph. (910) 323-1111

## MASSACHUSETTS

### **All Brand Appliance Parts**

404 Main Street -----Brockton, MA 02301 ----- Ph. (508) 587-7100

37 Park St. -----Dorchester, MA 02122----- Ph. (617)-288-2928

## MICHIGAN

### **Sundberg Co.**

48600 North Michigan Ave. -----Canton, MI 481886----- Ph. (773) 723-2700

## MINNESOTA

### **Sundberg Co.**

7001 Oxford St.----- St. Louis Park, MN 55426----- Ph. (952) 848-0413

## MISSISSIPPI

### **Mid America Appliance Parts**

2167 Stateline Road West ----- Southaven, MS 38671 ----- Ph. (662) 796-0349

609 S. Gloster. ----- Tupelo, MS 38801 ----- Ph. (662) 269-3155

### **American Appliance & Supply**

121 Enochs St -----Tylertown, MS 39667----- Ph. (601) 222-2010

6142 US-98 #30, -----Hattiesburg, MS 39402 ----- Ph. (601)-579-2911

## MISSOURI

### **Thompson Supply**

1916 Woodson Road-----St. Louis, MO 63114 ----- Ph. (314) 423-3700

### **Mid-South Distributing**

2105 E. Stephens Blvd.----- Joplin, MO 64804 ----- Ph. (417) 659-8870

733 N. Miller Ave. ----- Springfield, MO 65802 -----Ph. (417) 413-2111

### **Schepker Parts Supply**

1 North Service Road -----St. Peters, MO 63376 ----- Ph. (636) 397-4600

2433 Industrial Drive -----Jefferson City, MO 65109----- Ph. (573) 635-6700

## MONTANA

### **Sundberg Co.**

2521 Enterprise Ave, Suite 2 -----Billings, MT 59101 ----- Ph. (406) 252-9616

## NEBRASKA

### **Sundberg Co.**

13303 F St.----- Omaha, NE 68137----- Ph. (402) 334-1555

# WAREHOUSE LOCATIONS

## NEVADA

### **Appliance Parts Company**

2001 S. Western Ave. ----- Las Vegas, NV 89102 ----- Ph. (702) 382-6532  
320 S. Rock Blvd. Ste. 150 ----- Reno, NV 89502 ----- Ph. (775) 348-7733

## NEW JERSEY

### **All Brand Appliance Parts**

1 Keystone Ave Suite 400 ----- Cherry Hill, NJ 08003----- Ph. (856) 281-9449  
6701 Black Horse Pike, #3 ----- Egg Harbor Twp, NJ 08234 ----- Ph. (609) 641-1036

## NEW MEXICO

### **Ingle Supply Company**

904 West 10th St. ----- Pueblo, CO 81003----- Ph. (719) 543-2612

## NEW YORK

### **Seneca River Trading**

7283 State Fair Blvd.----- Baldwinsville, NY 13207----- Ph. (315) 638-1608

## NORTH CAROLINA

### **Cashwell Appliance Parts**

3485 Clinton Rd.----- Fayetteville, NC 28312 ----- Ph. (910) 323-1111  
3609 Sycamore Dairy Rd. ----- Fayetteville, NC 28303-----Ph. (910) 867-1135  
344 N. Louisiana Ave. ----- Asheville, NC 28806 ----- Ph. (828) 254-5714  
5750 Oleander Dr.----- Wilmington, NC 28403----- Ph. (910) 799-6533  
2900 N. Graham St. ----- Charlotte, NC 28206 ----- Ph. (704) 342-9634  
317 Sherwee Dr.----- Raleigh, NC 27603 ----- Ph. (919) 772-6182  
4813 West Gate City Blvd.----- Greensboro, NC 27407 ----- Ph. (336) 299-1042

## OHIO

### **Appliance Parts Direct LLC**

671 Wilmer Ave. -----Cincinnati, OH 45226 ----- Ph. (513) 729-6996

## OKLAHOMA

### **Washer Specialties Company**

224 Indiana Ave.----- Wichita, KS 67214-----Phone/Text (316) 263-8179

## OREGON

### **Nor-Mon Distributing Inc.**

1134 S.E. Stark St. ----- Portland, OR 97214-1337----- Ph. (503) 234-6215

## PENNSYLVANIA

### **McCombs Supply Co.**

346 North Marshall St.----- Lancaster, PA 17602 ----- Ph. (717) 299-3866

# WAREHOUSE LOCATIONS

## PENNSYLVANIA (Continued)

### **All Brand Appliance Parts**

1530 E. Race St.----- Allentown, PA18109----- Ph. (484) 245-0500  
605 MacDade Blvd.----- Folsom, PA 19033 ----- Ph. (610) 534-0800  
18 West Chester Pike ----- Havertown, PA 19083 ----- Ph. (610) 446-8894  
949 E. Main St.----- Norristown, PA 19401 ----- Ph. (610) 277-5175

## PUERTO RICO

### **Appliance Parts Imports**

Ave. Campo Rico GQ-11 ----- Carolina, Puerto Rico 00982-----Ph. (787) 768-3109  
Ave. Principal E6, Baralt ----- Fajardo, Puerto Rico 00648 -----Ph. (787) 860-3140

## SOUTH CAROLINA

### **Fox Appliance Parts**

3503 Wrightsboro Rd.----- Augusta, GA 30909 -----Ph. (706) 737-3400

## TENNESSEE

### **Mid America Appliance Parts**

5065 American Way ----- Memphis, TN 38115-----Ph. (901) 332-1414  
4956 Navy Rd. ----- Millington, TN 38053 -----Ph. (901) 872-0530  
275 N. Highland ----- Jackson, TN 38301 -----Ph. (731) 664-7800  
2235 Whitten Rd., Suite 108 ----- Bartlett, TN 38133 -----Ph. (901) 387-3466  
464 Distribution Parkway----- Collierville, TN 38017-----Ph. (901) 853-0212

## TEXAS

### **Appliance Parts Company**

2301 E. St. Elmo Road, Ste 205-- Austin, TX 78744 -----Ph. (512) 655-2726  
601 Florida Ave. ----- San Antonio, TX 78210 -----Ph. (210) 233-2675

### **Mid-South Distributing**

1501 N. Robison----- Texarkana, TX 75501 ----- Ph.: (903) 838-2446  
4707 DC Dr. ----- Tyler, TX 75701 ----- Ph. (903) 592-4440

## UTAH

### **Appliance Parts Company**

2181 W California Ave #200 ----- Salt Lake City, Utah 84104----- Ph. (801) 975-1333

### **Ingle Supply Company**

904 West 10th St. ----- Pueblo, Colorado 81003-----Ph. (719) 543-2612

### **VIP Appliance & HVAC Parts**

820 2nd St.----- Greeley, Colorado 80631 -----Ph. (970) 353-7333

# WAREHOUSE LOCATIONS

## VIRGINIA

### **Cashwell Appliance Parts**

1220 Fleetway Dr. ----- Chesapeake, VA 23323----- Ph. (757) 558-9192  
9958 Jefferson Ave.----- Newport News, VA 23605 ----- Ph. (757) 599-8434  
4501 West Broad St.----- Richmond, VA 23230 ----- Ph. (804) 353-7878  
218 Pennsylvania Ave. ----- Virginia Beach, VA 23462 ----- Ph. (757) 519-9191

## WASHINGTON

### **Nor-Mon Distributing Inc.**

1134 S.E. Stark St. ----- Portland, OR 97214-1337----- Ph. (503) 234-6215

## WEST VIRGINIA

### **Cashwell Appliance Parts**

3485 Clinton Rd.----- Fayetteville, NC 28312 ----- Ph. (910) 323-1111

## WISCONSIN

### **Parts USA**

333 S. Hawley Rd. ----- Milwaukee, WI 53214 ----- Ph. (414) 475-1070

### **Sundberg Co.**

4221 Nakoosa Trail ----- Madison, WI 53703 ----- Ph. (608) 257-2580  
5727 W. Burnham St. ----- West Allis, WI 53219 ----- Ph. (414) 543-1700

## WYOMING

### **Ingle Supply Company**

904 West 10th St. ----- Pueblo, CO 81003----- Ph. (719) 543-2612

### **VIP Appliance & HVAC Parts**

820 2nd St.----- Greeley, CO 80631 ----- Ph. (970) 353-7333



armstrong





**#GXP33C**  
1/3 HP with cord



**#GXP50C**  
1/2 HP with cord

From innovative faucets to kitchen sinks, you depend on Moen's thoughtful design. You can expect the same performance under the sink with our portfolio of garbage disposals. Built for superior performance, they feature a VORTEX™ permanent magnet motor to finely grind food waste and help reduce jamming. The pre-installed power cord and Universal Xpress Mount system simplify installation. Professional home replacement service is included in each model's limited in-home warranty, guaranteeing help is there when you need it.

## Features & Benefits

**LITE SERIES:** Designed for those who rarely cook from scratch and just want cleanup to be simple

**POWERFUL GRINDING:** 1,900 RMP, 1/3 horsepower Vortex motor provides fast, powerful grinding of everyday food scraps and helps reduce jamming

**SIMPLE SWAP:** Fits most existing assemblies, including other brands; included pre-installed power cord

**COMPACT DESIGN:** Compact design is lightweight for easy installation and frees up valuable space under the sink

**SEPTIC SAFE:** Safe to use with properly sized septic tanks

**REDUCE WASTE:** Disposals reduce waste sent to landfills, making them an eco-friendly option for your home

**BUILT TO LAST:** 5-year limited warranty with in-home service guarantees help is there when you need it

PREMIUM LIKE-FOR-LIKE SOLUTION  
ROBUST WITH HIGH EFFICIENCY



R290

R134a



KL-Series



Commercial Freezer & Refrigeration

Broad Application Range (LBP & MBP)

Optimal Energy Consumption

Reduced Noise and Vibration

R290 Green Refrigerant

Secop's new KL-Series cost competitive platform is based on the very successful K-Series with more than 50 million compressors installed worldwide. Offering Like-For-Like plug and play drop in replacement.

food retail and food service applications that is available in both 115 or 220 volts, and 1/6 to 3/4 hp. Start capacitors come standard on all models.

The KL-Series was designed to offer a reliable, top performing, and cost-effective solution for the next generation of light commercial cabinets KL R290 and KL R134a. Serving OEM's and the replacement market.

**Technical Details**

Voltage Range . . . . .	95-140 V
Frequency Range . . . . .	60 Hz
Displacement . . . . .	4-7.7 cc
L-MBP . . . . .	YES
LBP . . . . .	675-1350 BTU
MBP . . . . .	1350-2500 BTU

The KL-Series is a premium robust solution for

[www.secop.com](http://www.secop.com)

Sustainable Cooling Solutions

**AVAILABLE AT YOUR ARMSTRONG DISTRIBUTORS**  
**FULL PRODUCT LINE STARTING ON PAGE 322**